


DUT and SAR Set-up Photos

Overall Dimensions



Front View of the DUT




Rear View of the DUT



Setup Photos

Handset Vertical and Horizontal Reference Lines

Vertical
Center Line




Horizontal
Line

13171837

Head Exposure Conditions


Left Touch




Left Tilt (15°)



Right Touch




Right Tilt (15°)



Body-worn Accessory Exposure Conditions

Rear @ 15mm




Front @ 15mm




Hotspot Exposure Conditions

Rear @ 10mm




Front @ 10mm




Edge 1 @ 10mm




Edge 2 @ 10mm



Edge 3 @ 10mm




Edge 4 @ 10mm




Extremity (Product Specific 10g) Exposure Conditions


Rear @ 0mm




Edge 4 @ 0mm



Rear @ 9mm



Edge 4 @ 7mm



Antenna Dimensions & Separation Distances

- ① WLAN Main/BT Ant
- ② Cellular Main (2) Ant
 - LTE B7/30/38/40/41
- ③ Cellular Main (1) Ant
 - GSM850/1900, W-CDMA B2/4/5, CDMA BC0/1/10, LTE B2/4/5/12/13/25/26/66/71

