



## 11. SETUP PHOTOS

### ANTENNA PORT AND AC LINE CONDUCTED SETUP




**RF ANTENNA PORT CONDUCTED**




**AC LINE CONDUCTED (FRONT)**

**AC LINE CONDUCTED (BACK)**


**RADIATED RF MEASUREMENT SETUP**



**BELOW 30MHz (FRONT)**




**BELOW 30MHz (BACK)**




**BELOW 1GHz (FRONT)**



**BELOW 1GHz (BACK)**



**ABOVE 1GHz (FRONT)**




**ABOVE 1GHz (BACK)**




**ORIENTATIONS**



**X-ORIENTATION**



**Y-ORIENTATION**



**Z-ORIENTATION**

**END OF TEST REPORT**