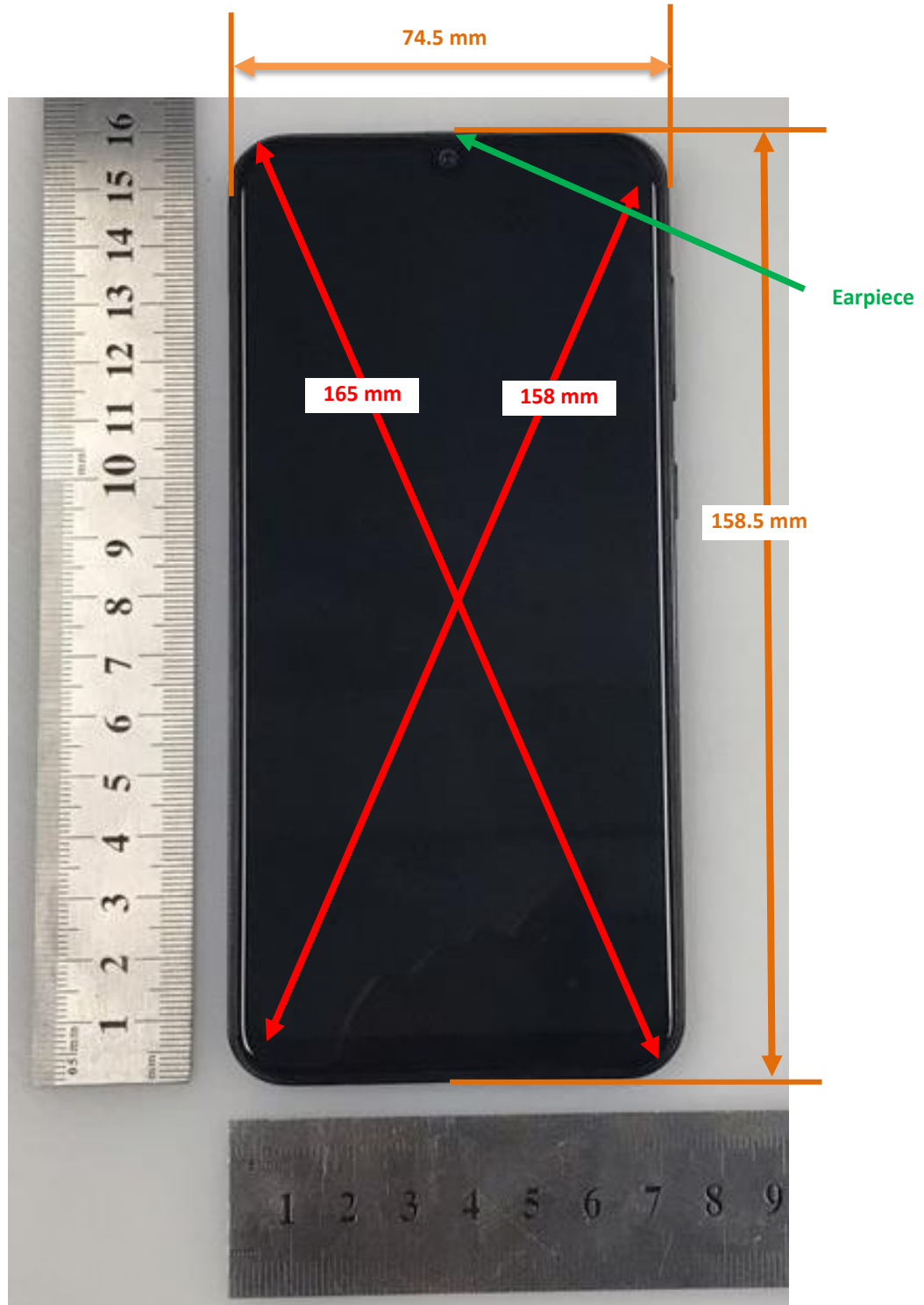


DUT and SAR Set-up Photos

Overall Dimensions



Front View of the DUT



Rear View of the DUT



Setup Photos

Handset Vertical and Horizontal Reference Lines


Vertical
Center Line

Horizontal
Line



Head Exposure Conditions


Left Touch



Left Tilt (15°)



Right Touch




Right Tilt (15°)




Body-worn Accessory Exposure Conditions

Rear (15 mm)



Front (15 mm)




Hotspot Exposure Conditions


Rear (10 mm)




Front (10 mm)




Edge 1 (10 mm)




Edge 2 (10 mm)



Edge 3 (10 mm)




Edge 4 (10 mm)




Phablet Exposure Conditions


Rear (0 mm)




Rear (9 mm)




Front (0 mm)



Front (1 mm)




Edge 1 (0 mm)




Edge 2 (0 mm)




Edge 3 (0 mm)



Edge 3 (5 mm)



Edge 4 (0 mm)



Antenna Dimensions & Separation Distances

① Wi-Fi / BT Ant (TX & RX)

② Main Ant. (TX & RX)

- GSM 850, 1900
- WVDMA Band II, IV, V
- LTE Band 2,4,5, 12,13,17,26,66

③ Main Ant.2 (TX & RX)

- LTE Band 41

