

GSM 850

Communication System: UID 10021 - DAC, GSM-FDD (TDMA, GMSK); Frequency: 824.2 MHz; Duty Cycle: 1:8.6896

Phantom section: RF Section

DASY5 Configuration:

- Probe: EF3DV3 - SN4064; ConvF(1, 1, 1); Calibrated: 2018-11-15;
- Sensor-Surface: (Fix Surface)
- Electronics: DAE4 Sn1447; Calibrated: 2018-03-15
- Phantom: HAC Test Arch with AMCC; Type: SD HAC P01 BB
- Measurement SW: DASY52, Version 52.8 (8); SEMCAD X Version 14.6.10 (7331)

GSM850 E-Field measurement/Voice_ch 128/Hearing Aid Compatibility Test

(101x101x1): Interpolated grid: dx=0.5000 mm, dy=0.5000 mm

Device Reference Point: 0, 0, -6.3 mm

Reference Value = 49.74 V/m; Power Drift = -0.04 dB


Applied MIF = 3.63 dB

RF audio interference level = 35.61 dBV/m

Emission category: M4

MIF scaled E-field

Grid 1 M4 34.11 dBV/m	Grid 2 M4 34.69 dBV/m	Grid 3 M4 34.43 dBV/m
Grid 4 M4 34.72 dBV/m	Grid 5 M4 35.15 dBV/m	Grid 6 M4 34.56 dBV/m
Grid 7 M4 35.41 dBV/m	Grid 8 M4 35.61 dBV/m	Grid 9 M4 34.65 dBV/m



0 dB = 60.35 V/m = 35.61 dBV/m

GSM 850

Communication System: UID 10021 - DAC, GSM-FDD (TDMA, GMSK); Frequency: 836.6 MHz; Duty Cycle: 1:8.6896

Phantom section: RF Section

DASY5 Configuration:

- Probe: EF3DV3 - SN4064; ConvF(1, 1, 1); Calibrated: 2018-11-15;
- Sensor-Surface: (Fix Surface)
- Electronics: DAE4 Sn1447; Calibrated: 2018-03-15
- Phantom: HAC Test Arch with AMCC; Type: SD HAC P01 BB
- Measurement SW: DASY52, Version 52.8 (8); SEMCAD X Version 14.6.10 (7331)

GSM850 E-Field measurement/Voice_ch 190/Hearing Aid Compatibility Test

(101x101x1): Interpolated grid: dx=0.5000 mm, dy=0.5000 mm

Device Reference Point: 0, 0, -6.3 mm

Reference Value = 51.41 V/m; Power Drift = -0.05 dB


Applied MIF = 3.63 dB

RF audio interference level = 36.08 dBV/m

Emission category: M4

MIF scaled E-field

Grid 1 M4 34.43 dBV/m	Grid 2 M4 34.8 dBV/m	Grid 3 M4 34.03 dBV/m
Grid 4 M4 35.19 dBV/m	Grid 5 M4 35.48 dBV/m	Grid 6 M4 34.69 dBV/m
Grid 7 M4 36 dBV/m	Grid 8 M4 36.08 dBV/m	Grid 9 M4 34.85 dBV/m



0 dB = 63.65 V/m = 36.08 dBV/m

GSM 850

Communication System: UID 10021 - DAC, GSM-FDD (TDMA, GMSK); Frequency: 848.6 MHz; Duty Cycle: 1:8.6896

Phantom section: RF Section

DASY5 Configuration:

- Probe: EF3DV3 - SN4064; ConvF(1, 1, 1); Calibrated: 2018-11-15;
- Sensor-Surface: (Fix Surface)
- Electronics: DAE4 Sn1447; Calibrated: 2018-03-15
- Phantom: HAC Test Arch with AMCC; Type: SD HAC P01 BB
- Measurement SW: DASY52, Version 52.8 (8); SEMCAD X Version 14.6.10 (7331)

GSM850 E-Field measurement/Voice_ch 251/Hearing Aid Compatibility Test

(101x101x1): Interpolated grid: dx=0.5000 mm, dy=0.5000 mm

Device Reference Point: 0, 0, -6.3 mm

Reference Value = 58.42 V/m; Power Drift = -0.12 dB


Applied MIF = 3.63 dB

RF audio interference level = 36.92 dBV/m

Emission category: M4

MIF scaled E-field

Grid 1 M4 35.47 dBV/m	Grid 2 M4 35.82 dBV/m	Grid 3 M4 34.89 dBV/m
Grid 4 M4 36.16 dBV/m	Grid 5 M4 36.44 dBV/m	Grid 6 M4 35.58 dBV/m
Grid 7 M4 36.83 dBV/m	Grid 8 M4 36.92 dBV/m	Grid 9 M4 35.75 dBV/m



0 dB = 70.19 V/m = 36.93 dBV/m

GSM 1900

Communication System: UID 10021 - DAC, GSM-FDD (TDMA, GMSK); Frequency: 1850.2 MHz; Duty Cycle: 1:8.6896

Phantom section: RF Section

DASY5 Configuration:

- Probe: EF3DV3 - SN4064; ConvF(1, 1, 1); Calibrated: 2018-11-15;
- Sensor-Surface: (Fix Surface)
- Electronics: DAE4 Sn1447; Calibrated: 2018-03-15
- Phantom: HAC Test Arch with AMCC; Type: SD HAC P01 BB
- Measurement SW: DASY52, Version 52.8 (8); SEMCAD X Version 14.6.10 (7331)

GSM1900 E-Field measurement/Voice_ch 512/Hearing Aid Compatibility Test

(101x101x1): Interpolated grid: dx=0.5000 mm, dy=0.5000 mm

Device Reference Point: 0, 0, -6.3 mm

Reference Value = 17.19 V/m; Power Drift = -0.05 dB


Applied MIF = 3.63 dB

RF audio interference level = 30.09 dBV/m

Emission category: M3

MIF scaled E-field

Grid 1 M4 29.1 dBV/m	Grid 2 M4 29.16 dBV/m	Grid 3 M4 27.55 dBV/m
Grid 4 M4 25.76 dBV/m	Grid 5 M4 27.63 dBV/m	Grid 6 M4 27.51 dBV/m
Grid 7 M4 29.05 dBV/m	Grid 8 M3 30.09 dBV/m	Grid 9 M4 29.44 dBV/m



0 dB = 31.95 V/m = 30.09 dBV/m

GSM 1900

Communication System: UID 10021 - DAC, GSM-FDD (TDMA, GMSK); Frequency: 1880 MHz; Duty Cycle: 1:8.6896

Phantom section: RF Section

DASY5 Configuration:

- Probe: EF3DV3 - SN4064; ConvF(1, 1, 1); Calibrated: 2018-11-15;
- Sensor-Surface: (Fix Surface)
- Electronics: DAE4 Sn1447; Calibrated: 2018-03-15
- Phantom: HAC Test Arch with AMCC; Type: SD HAC P01 BB
- Measurement SW: DASY52, Version 52.8 (8); SEMCAD X Version 14.6.10 (7331)

GSM1900 E-Field measurement/Voice_ch 661/Hearing Aid Compatibility Test

(101x101x1): Interpolated grid: dx=0.5000 mm, dy=0.5000 mm

Device Reference Point: 0, 0, -6.3 mm

Reference Value = 15.72 V/m; Power Drift = -0.10 dB


Applied MIF = 3.63 dB

RF audio interference level = 30.24 dBV/m

Emission category: M3

MIF scaled E-field

Grid 1 M4 28.91 dBV/m	Grid 2 M4 28.95 dBV/m	Grid 3 M4 27.46 dBV/m
Grid 4 M4 25.3 dBV/m	Grid 5 M4 27.74 dBV/m	Grid 6 M4 27.73 dBV/m
Grid 7 M4 29.02 dBV/m	Grid 8 M3 30.24 dBV/m	Grid 9 M4 29.72 dBV/m



0 dB = 32.51 V/m = 30.24 dBV/m

GSM 1900

Communication System: UID 10021 - DAC, GSM-FDD (TDMA, GMSK); Frequency: 1909.8 MHz; Duty Cycle: 1:8.6896

Phantom section: RF Section

DASY5 Configuration:

- Probe: EF3DV3 - SN4064; ConvF(1, 1, 1); Calibrated: 2018-11-15;
- Sensor-Surface: (Fix Surface)
- Electronics: DAE4 Sn1447; Calibrated: 2018-03-15
- Phantom: HAC Test Arch with AMCC; Type: SD HAC P01 BB
- Measurement SW: DASY52, Version 52.8 (8); SEMCAD X Version 14.6.10 (7331)

GSM1900 E-Field measurement/Voice_ch 810/Hearing Aid Compatibility Test

(101x101x1): Interpolated grid: dx=0.5000 mm, dy=0.5000 mm

Device Reference Point: 0, 0, -6.3 mm

Reference Value = 16.93 V/m; Power Drift = -0.07 dB

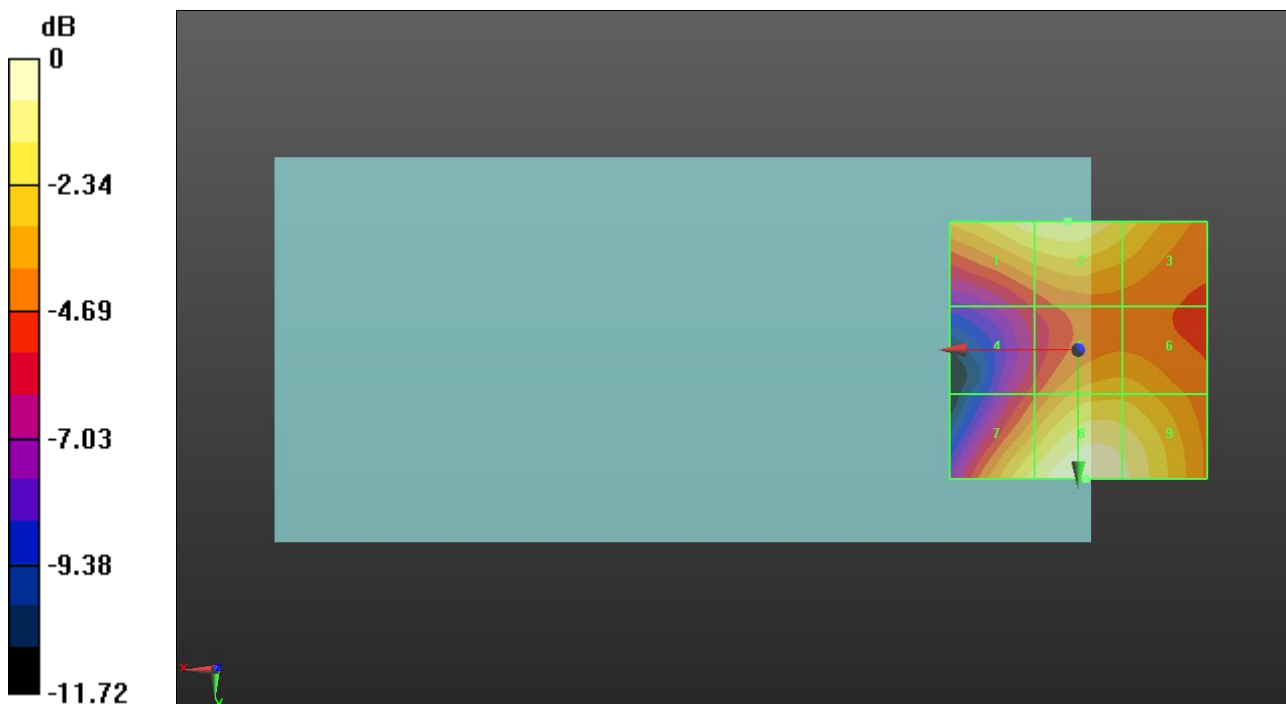
Applied MIF = 3.63 dB

RF audio interference level = 30.37 dBV/m

Emission category: M3

MIF scaled E-field

Grid 1 M4 29.41 dBV/m	Grid 2 M4 29.64 dBV/m	Grid 3 M4 28.56 dBV/m
Grid 4 M4 25.49 dBV/m	Grid 5 M4 27.83 dBV/m	Grid 6 M4 27.81 dBV/m
Grid 7 M4 29.21 dBV/m	Grid 8 M3 30.37 dBV/m	Grid 9 M4 29.84 dBV/m



0 dB = 33.00 V/m = 30.37 dBV/m

LTE Band 41

Communication System: UID 10173 - CAG, LTE-TDD (SC-FDMA, 1 RB, 20 MHz, 16-QAM); Frequency: 2506 MHz; Duty Cycle: 1:8.87156

Phantom section: RF Section

DASY5 Configuration:

- Probe: EF3DV3 - SN4064; ConvF(1, 1, 1); Calibrated: 2018-11-15;
- Sensor-Surface: (Fix Surface)
- Electronics: DAE4 Sn1447; Calibrated: 2018-03-15
- Phantom: HAC Test Arch with AMCC; Type: SD HAC P01 BB
- Measurement SW: DASY52, Version 52.8 (8); SEMCAD X Version 14.6.10 (7331)

LTE Band 41 E-Field measurement/Voice_ch 39750 RB 1/0/Hearing Aid Compatibility

Test (101x101x1): Interpolated grid: dx=0.5000 mm, dy=0.5000 mm

Device Reference Point: 0, 0, -6.3 mm

Reference Value = 12.95 V/m; Power Drift = 0.02 dB


Applied MIF = -1.44 dB

RF audio interference level = 25.65 dBV/m

Emission category: M4

MIF scaled E-field

Grid 1 M4 17.59 dBV/m	Grid 2 M4 19.12 dBV/m	Grid 3 M4 19.05 dBV/m
Grid 4 M4 20.32 dBV/m	Grid 5 M4 22.75 dBV/m	Grid 6 M4 22.67 dBV/m
Grid 7 M4 24.63 dBV/m	Grid 8 M4 25.65 dBV/m	Grid 9 M4 25.08 dBV/m



0 dB = 19.16 V/m = 25.65 dBV/m

LTE Band 41

Communication System: UID 10173 - CAG, LTE-TDD (SC-FDMA, 1 RB, 20 MHz, 16-QAM); Frequency: 2549.5 MHz; Duty Cycle: 1:8.87156

Phantom section: RF Section

DASY5 Configuration:

- Probe: EF3DV3 - SN4064; ConvF(1, 1, 1); Calibrated: 2018-11-15;
- Sensor-Surface: (Fix Surface)
- Electronics: DAE4 Sn1447; Calibrated: 2018-03-15
- Phantom: HAC Test Arch with AMCC; Type: SD HAC P01 BB
- Measurement SW: DASY52, Version 52.8 (8); SEMCAD X Version 14.6.10 (7331)

LTE Band 41 E-Field measurement/Voice_ch 40185 RB 1/0/Hearing Aid Compatibility Test (101x101x1):

Interpolated grid: dx=0.5000 mm, dy=0.5000 mm

Device Reference Point: 0, 0, -6.3 mm

Reference Value = 14.70 V/m; Power Drift = 0.02 dB


Applied MIF = -1.44 dB

RF audio interference level = 25.08 dBV/m

Emission category: **M4**

MIF scaled E-field

Grid 1 M4 16.53 dBV/m	Grid 2 M4 18.27 dBV/m	Grid 3 M4 18.14 dBV/m
Grid 4 M4 20.71 dBV/m	Grid 5 M4 22.55 dBV/m	Grid 6 M4 22.37 dBV/m
Grid 7 M4 23.89 dBV/m	Grid 8 M4 25.08 dBV/m	Grid 9 M4 24.4 dBV/m



0 dB = 17.94 V/m = 25.08 dBV/m

LTE Band 41

Communication System: UID 10173 - CAG, LTE-TDD (SC-FDMA, 1 RB, 20 MHz, 16-QAM); Frequency: 2593 MHz; Duty Cycle: 1:8.87156

Phantom section: RF Section

DASY5 Configuration:

- Probe: EF3DV3 - SN4064; ConvF(1, 1, 1); Calibrated: 2018-11-15;
- Sensor-Surface: (Fix Surface)
- Electronics: DAE4 Sn1447; Calibrated: 2018-03-15
- Phantom: HAC Test Arch with AMCC; Type: SD HAC P01 BB
- Measurement SW: DASY52, Version 52.8 (8); SEMCAD X Version 14.6.10 (7331)

LTE Band 41 E-Field measurement/Voice_ch 40620 RB 1/0/Hearing Aid Compatibility

Test (101x101x1): Interpolated grid: dx=0.5000 mm, dy=0.5000 mm

Device Reference Point: 0, 0, -6.3 mm

Reference Value = 14.72 V/m; Power Drift = 0.02 dB


Applied MIF = -1.44 dB

RF audio interference level = 24.29 dBV/m

Emission category: M4

MIF scaled E-field

Grid 1 M4 17.09 dBV/m	Grid 2 M4 17.07 dBV/m	Grid 3 M4 17.91 dBV/m
Grid 4 M4 20.01 dBV/m	Grid 5 M4 22 dBV/m	Grid 6 M4 21.73 dBV/m
Grid 7 M4 22.71 dBV/m	Grid 8 M4 24.29 dBV/m	Grid 9 M4 23.63 dBV/m



0 dB = 16.38 V/m = 24.29 dBV/m

LTE Band 41

Communication System: UID 10173 - CAG, LTE-TDD (SC-FDMA, 1 RB, 20 MHz, 16-QAM); Frequency: 2636.5 MHz; Duty Cycle: 1:8.87156

Phantom section: RF Section

DASY5 Configuration:

- Probe: EF3DV3 - SN4064; ConvF(1, 1, 1); Calibrated: 2018-11-15;
- Sensor-Surface: (Fix Surface)
- Electronics: DAE4 Sn1447; Calibrated: 2018-03-15
- Phantom: HAC Test Arch with AMCC; Type: SD HAC P01 BB
- Measurement SW: DASY52, Version 52.8 (8); SEMCAD X Version 14.6.10 (7331)

LTE Band 41 E-Field measurement/Voice_ch 41055 RB 1/0/Hearing Aid Compatibility Test (101x101x1):

Interpolated grid: dx=0.5000 mm, dy=0.5000 mm

Device Reference Point: 0, 0, -6.3 mm

Reference Value = 12.80 V/m; Power Drift = -0.04 dB


Applied MIF = -1.44 dB

RF audio interference level = 22.92 dBV/m

Emission category: **M4**

MIF scaled E-field

Grid 1 M4 14.34 dBV/m	Grid 2 M4 16.25 dBV/m	Grid 3 M4 16.67 dBV/m
Grid 4 M4 17.65 dBV/m	Grid 5 M4 21 dBV/m	Grid 6 M4 20.93 dBV/m
Grid 7 M4 21.25 dBV/m	Grid 8 M4 22.92 dBV/m	Grid 9 M4 22.36 dBV/m



0 dB = 14.00 V/m = 22.92 dBV/m

LTE Band 41

Communication System: UID 10173 - CAG, LTE-TDD (SC-FDMA, 1 RB, 20 MHz, 16-QAM); Frequency: 2680 MHz; Duty Cycle: 1:8.87156

Phantom section: RF Section

DASY5 Configuration:

- Probe: EF3DV3 - SN4064; ConvF(1, 1, 1); Calibrated: 2018-11-15;
- Sensor-Surface: (Fix Surface)
- Electronics: DAE4 Sn1447; Calibrated: 2018-03-15
- Phantom: HAC Test Arch with AMCC; Type: SD HAC P01 BB
- Measurement SW: DASY52, Version 52.8 (8); SEMCAD X Version 14.6.10 (7331)

LTE Band 41 E-Field measurement/Voice_ch 41490 RB 1/0/Hearing Aid Compatibility

Test (101x101x1): Interpolated grid: dx=0.5000 mm, dy=0.5000 mm

Device Reference Point: 0, 0, -6.3 mm

Reference Value = 13.37 V/m; Power Drift = -0.18 dB


Applied MIF = -1.44 dB

RF audio interference level = 21.72 dBV/m

Emission category: M4

MIF scaled E-field

Grid 1 M4 14.84 dBV/m	Grid 2 M4 16.49 dBV/m	Grid 3 M4 16.57 dBV/m
Grid 4 M4 17.72 dBV/m	Grid 5 M4 21.07 dBV/m	Grid 6 M4 20.68 dBV/m
Grid 7 M4 19.84 dBV/m	Grid 8 M4 21.72 dBV/m	Grid 9 M4 21.21 dBV/m



0 dB = 12.19 V/m = 21.72 dBV/m