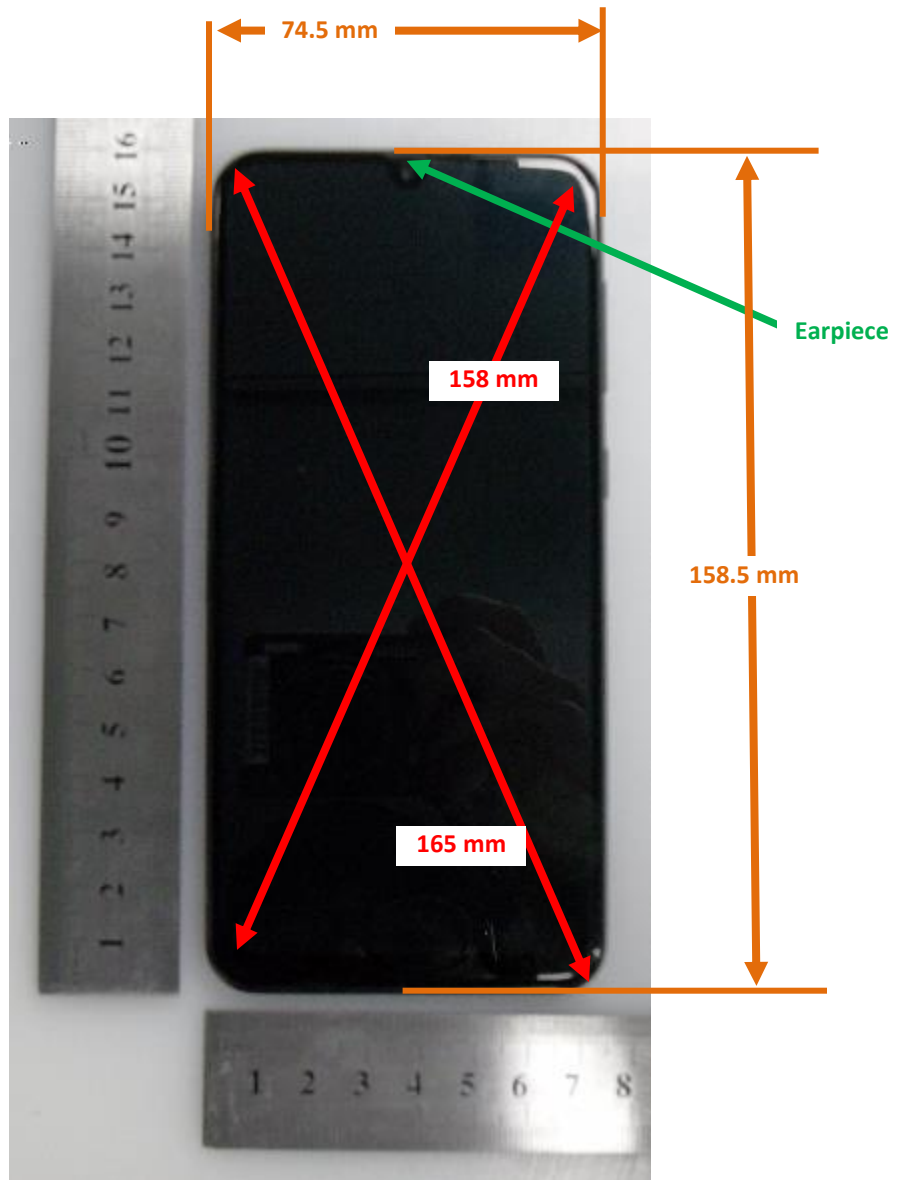


## DUT and SAR Set-up Photos


### Overall Dimensions



Front View of the DUT



Rear View of the DUT



## Setup Photos

Handset Vertical and Horizontal Reference Lines


Vertical  
Center Line



Horizontal  
Line

## Head Exposure Conditions


Left Touch



Left Tilt (15°)



Right Touch




Right Tilt (15°)






## Body-worn Accessory Exposure Conditions

Rear (15 mm)




Front (15 mm)




## Hotspot Exposure Conditions


Rear (10 mm)




Front (10 mm)



Edge 1 (10 mm)




Edge 2 (10 mm)






Edge 3 (10 mm)




Edge 4 (10 mm)




## Phablet Exposure Conditions


Rear (0 mm)




Front (0 mm)



Edge 1 (0 mm)



Edge 2 (0 mm)



## Antenna Dimensions & Separation Distances

① Wi-Fi / BT Ant (TX & RX)

② Main Ant. (TX & RX)

- GSM 850, 1900
- WVDMA Band II, V
- LTE Band 5

③ Main Ant.2 (TX & RX)

- LTE Band 41

