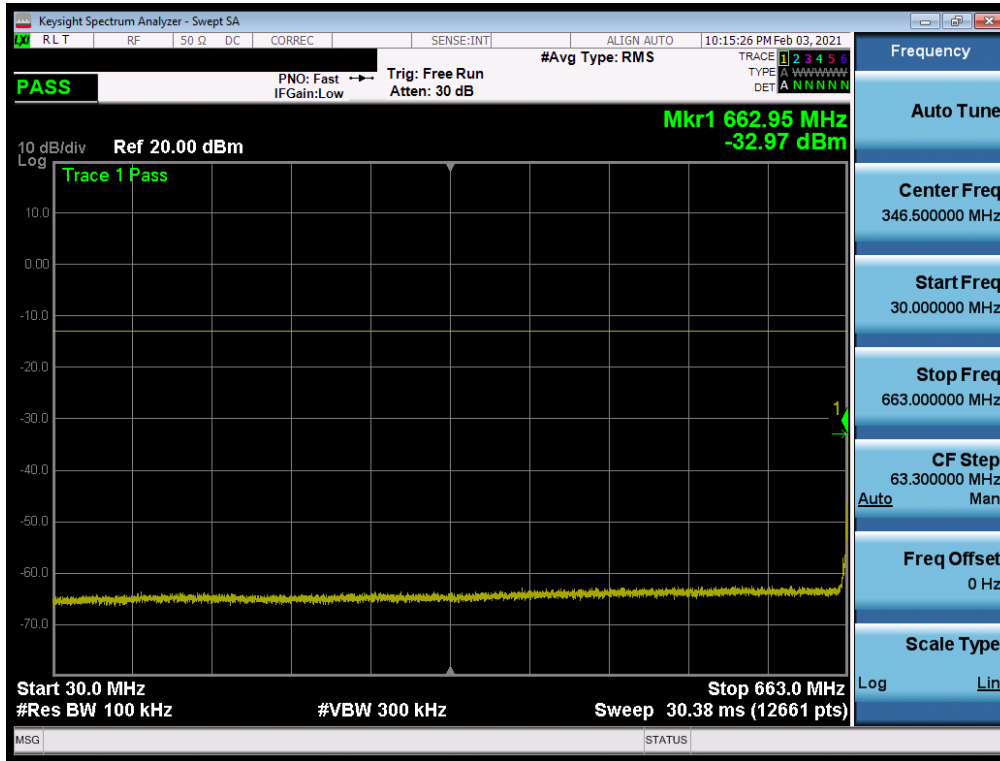
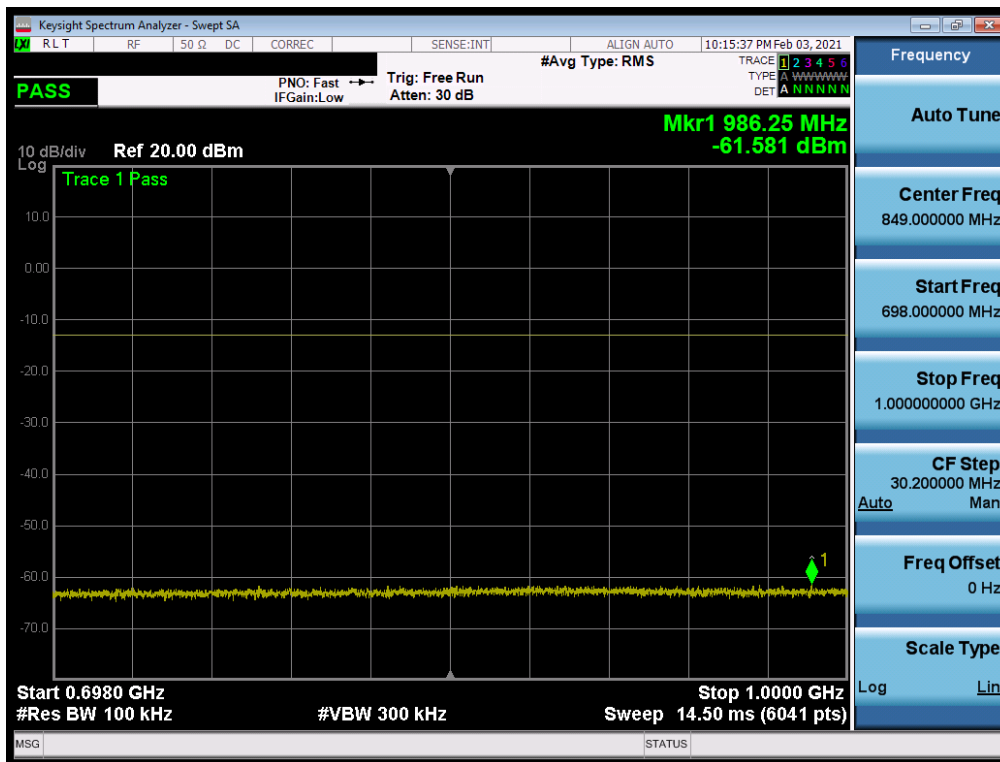


LTE Band 71

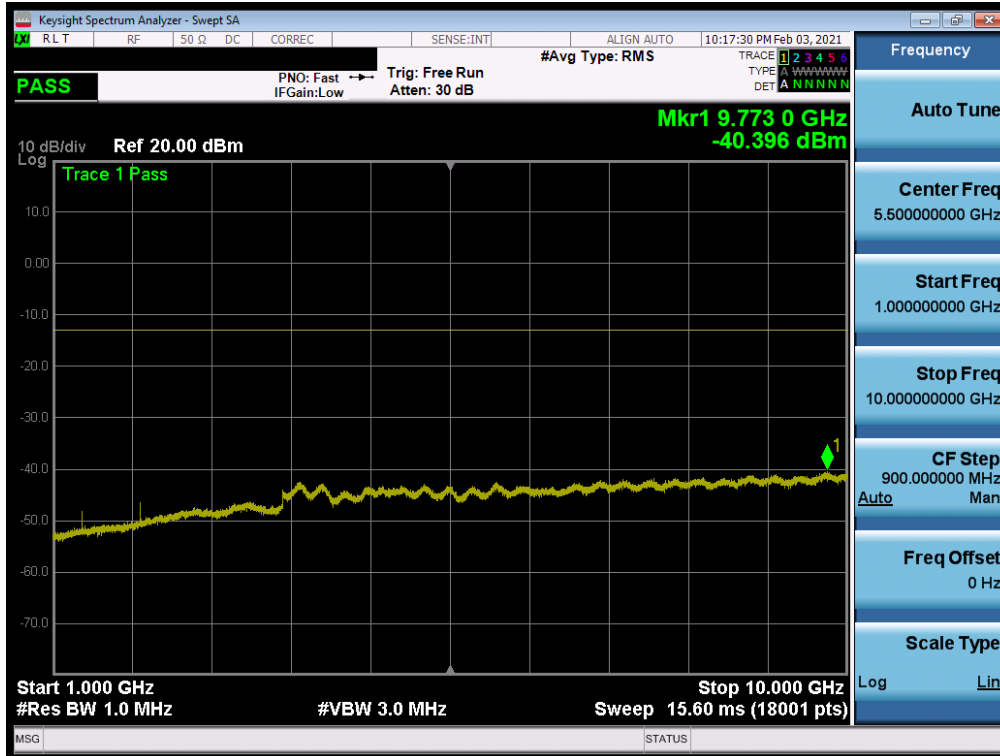


Plot 7-102. Conducted Spurious Plot (LTE Band 71 - 20MHz QPSK - RB Size 1, RB Offset 0 - Low Channel)

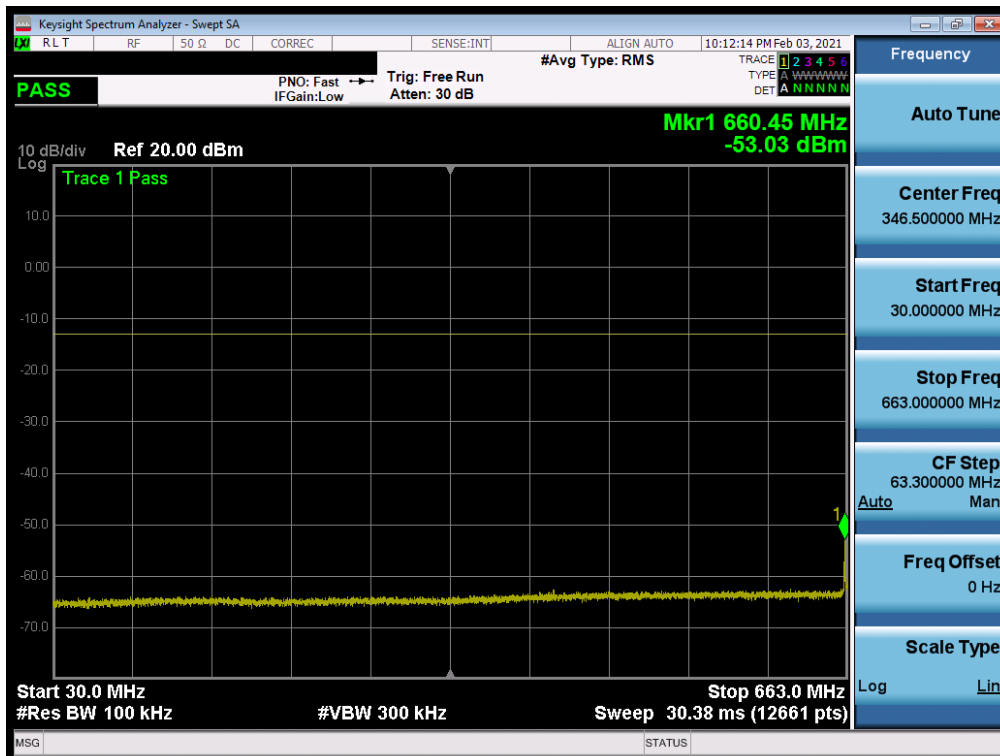


Plot 7-103. Conducted Spurious Plot (LTE Band 71 - 20MHz QPSK - RB Size 1, RB Offset 0 - Low Channel)

FCC ID: A3LSMA426U	PCTEST Proud to be part of element	PART 27 MEASUREMENT REPORT		Approved by: Technical Manager
Test Report S/N: 1M2101040001-24-R1.A3L	Test Dates: 1/08 - 2/19/2021	EUT Type: Portable Handset		Page 66 of 205

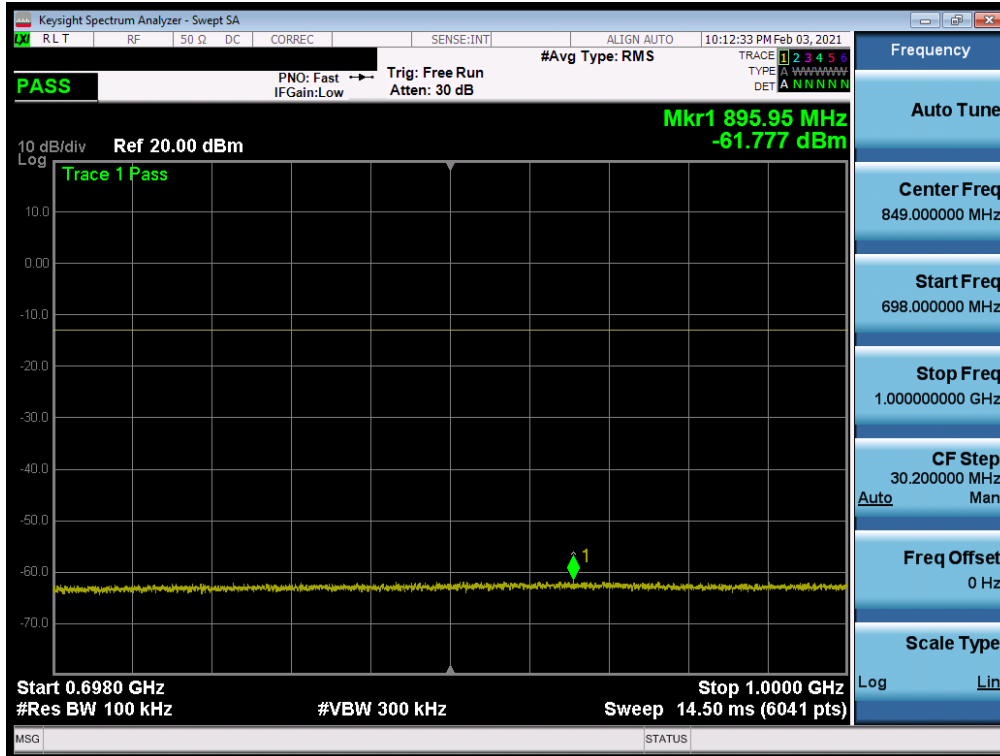


Plot 7-104. Conducted Spurious Plot (LTE Band 71 - 20MHz QPSK - RB Size 1, RB Offset 0 - Low Channel)



Plot 7-105. Conducted Spurious Plot (LTE Band 71 - 20MHz QPSK - RB Size 1, RB Offset 0 - Mid Channel)

FCC ID: A3LSMA426U	PCTEST Proud to be part of element	PART 27 MEASUREMENT REPORT	SAMSUNG	Approved by: Technical Manager
Test Report S/N: 1M2101040001-24-R1.A3L	Test Dates: 1/08 - 2/19/2021	EUT Type: Portable Handset		Page 67 of 205

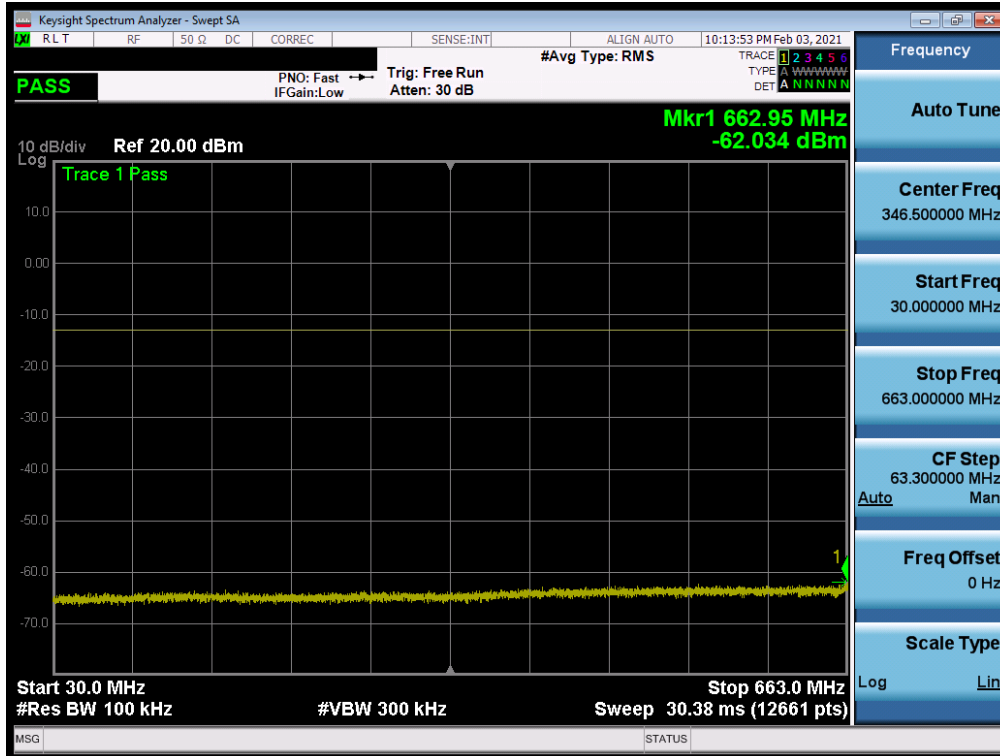


Plot 7-106. Conducted Spurious Plot (LTE Band 71 - 20MHz QPSK - RB Size 1, RB Offset 0 - Mid Channel)

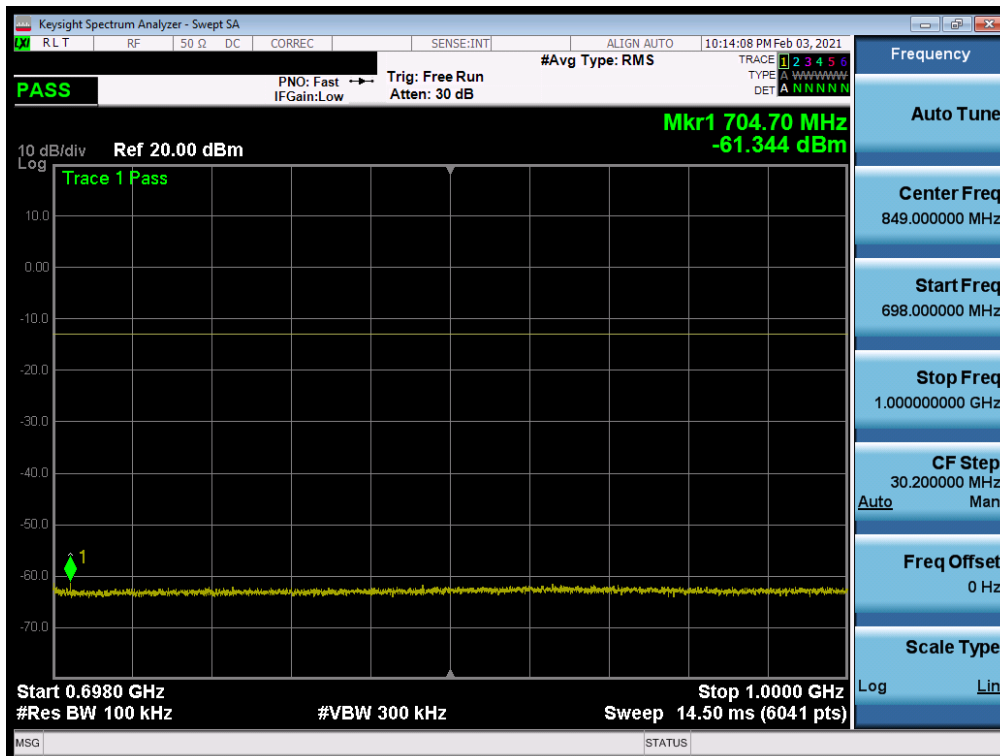


Plot 7-107. Conducted Spurious Plot (LTE Band 71 - 20MHz QPSK - RB Size 1, RB Offset 0 - Mid Channel)

FCC ID: A3LSMA426U	PCTEST Proud to be part of element	PART 27 MEASUREMENT REPORT		Approved by: Technical Manager
Test Report S/N: 1M2101040001-24-R1.A3L	Test Dates: 1/08 - 2/19/2021	EUT Type: Portable Handset		Page 68 of 205

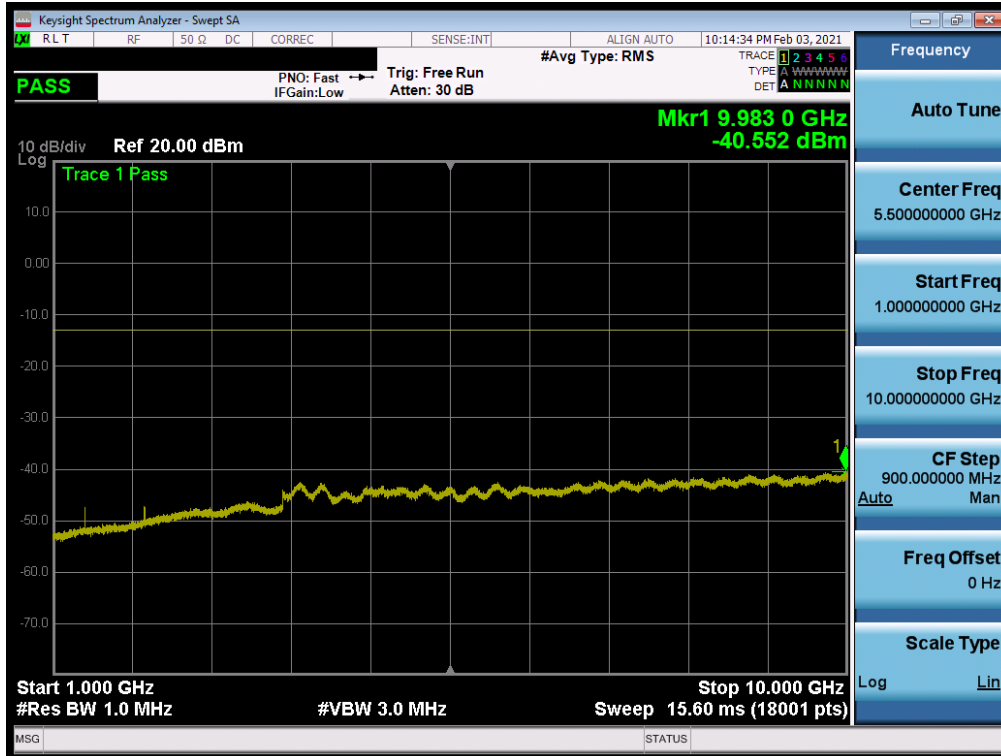


Plot 7-108. Conducted Spurious Plot (LTE Band 71 - 20MHz QPSK - RB Size 1, RB Offset 0 - High Channel)



Plot 7-109. Conducted Spurious Plot (LTE Band 71 - 20MHz QPSK - RB Size 1, RB Offset 0 - High Channel)

FCC ID: A3LSMA426U	PCTEST Proud to be part of element	PART 27 MEASUREMENT REPORT	SAMSUNG	Approved by: Technical Manager
Test Report S/N: 1M2101040001-24-R1.A3L	Test Dates: 1/08 - 2/19/2021	EUT Type: Portable Handset		Page 69 of 205

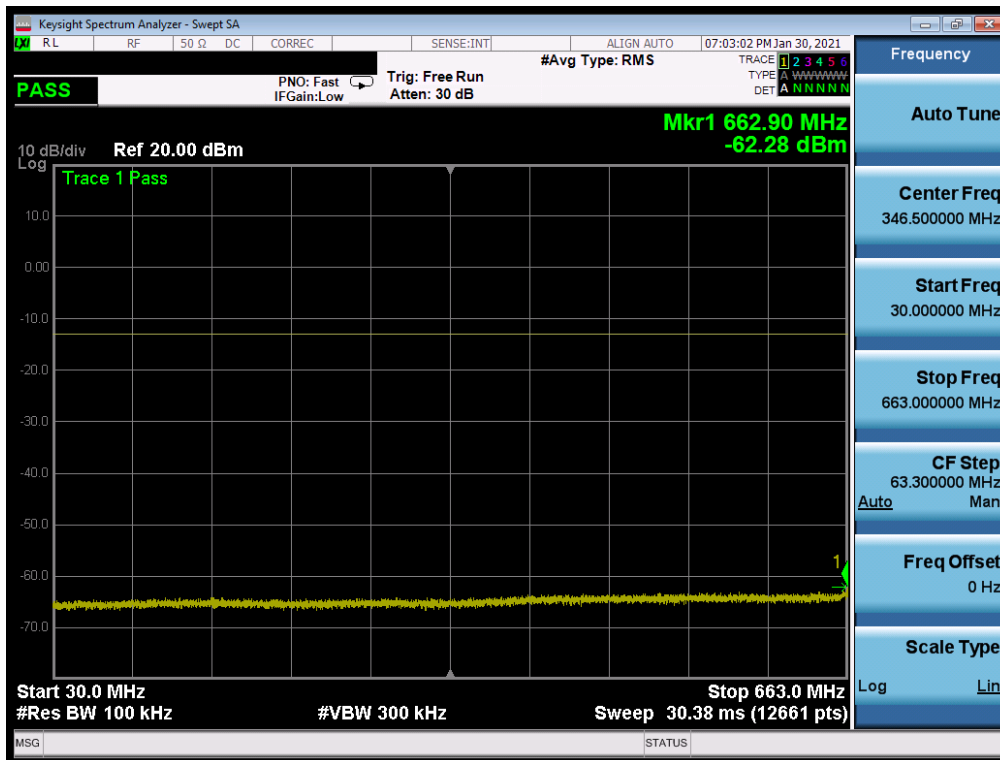


Plot 7-110. Conducted Spurious Plot (LTE Band 71 - 20MHz QPSK - RB Size 1, RB Offset 0 - High Channel)

FCC ID: A3LSMA426U	PCTEST Proud to be part of element	PART 27 MEASUREMENT REPORT		Approved by: Technical Manager
Test Report S/N: 1M2101040001-24-R1.A3L	Test Dates: 1/08 - 2/19/2021	EUT Type: Portable Handset		Page 70 of 205

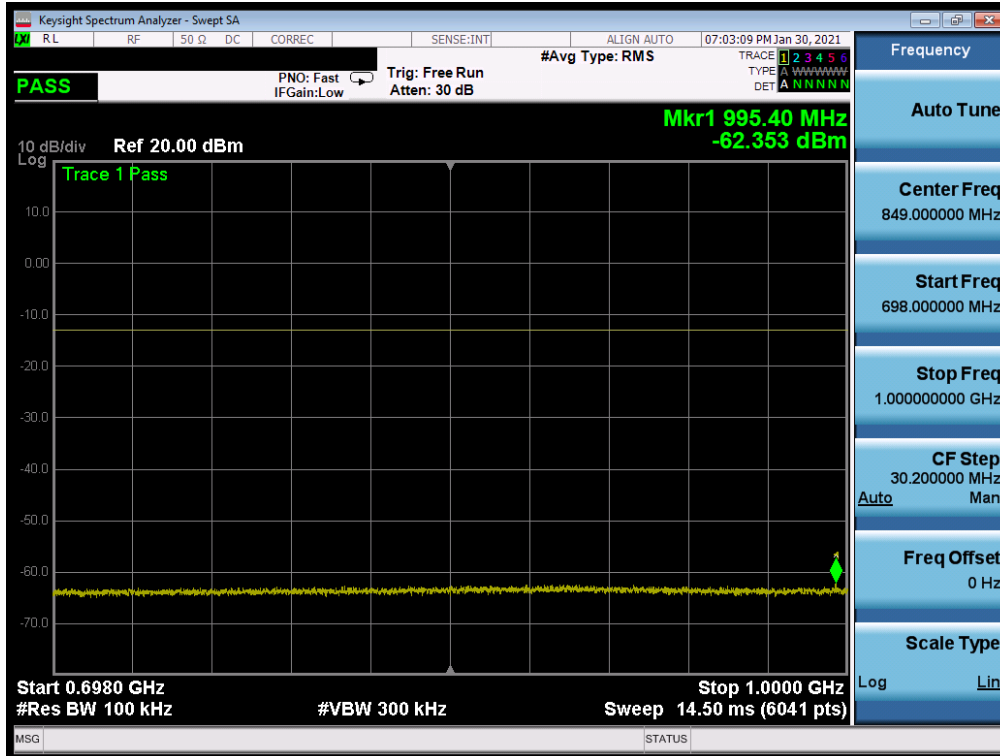


Plot 7-113. Conducted Spurious Plot (NR Band n71 - 20.0MHz - RB Size 1, RB Offset 0 - Low Channel)

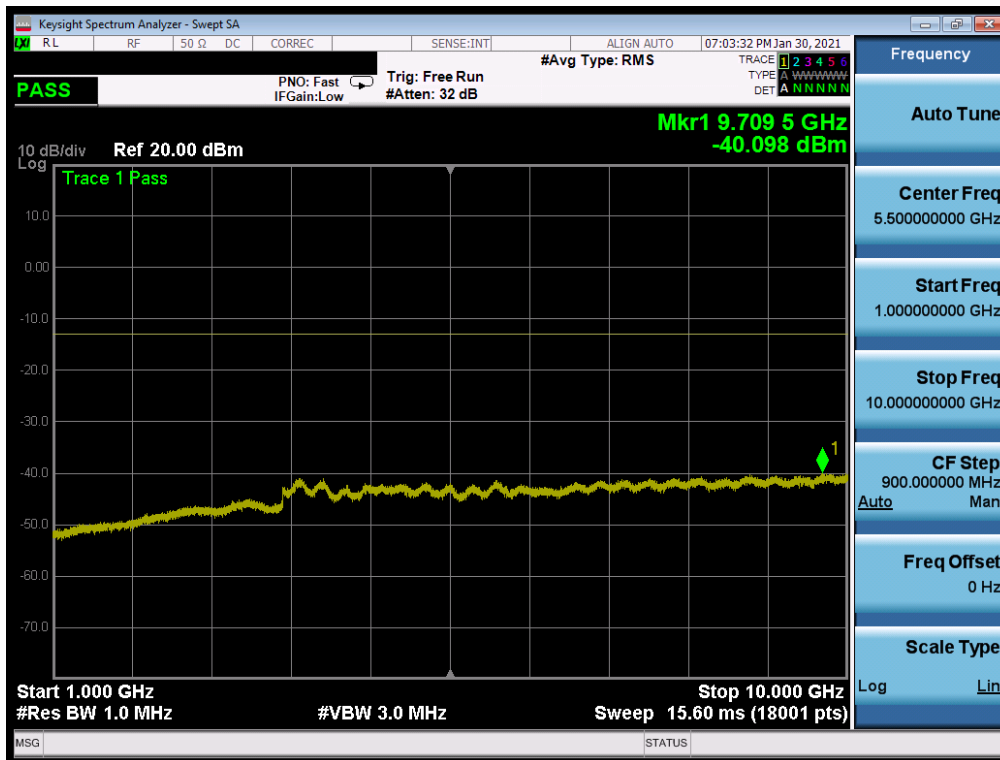


Plot 7-114. Conducted Spurious Plot (NR Band n71 - 20.0MHz - RB Size 1, RB Offset 0 - Mid Channel)

FCC ID: A3LSMA426U	PCTEST Proud to be part of element	PART 27 MEASUREMENT REPORT	SAMSUNG	Approved by: Technical Manager
Test Report S/N: 1M2101040001-24-R1.A3L	Test Dates: 1/08 - 2/19/2021	EUT Type: Portable Handset		Page 72 of 205

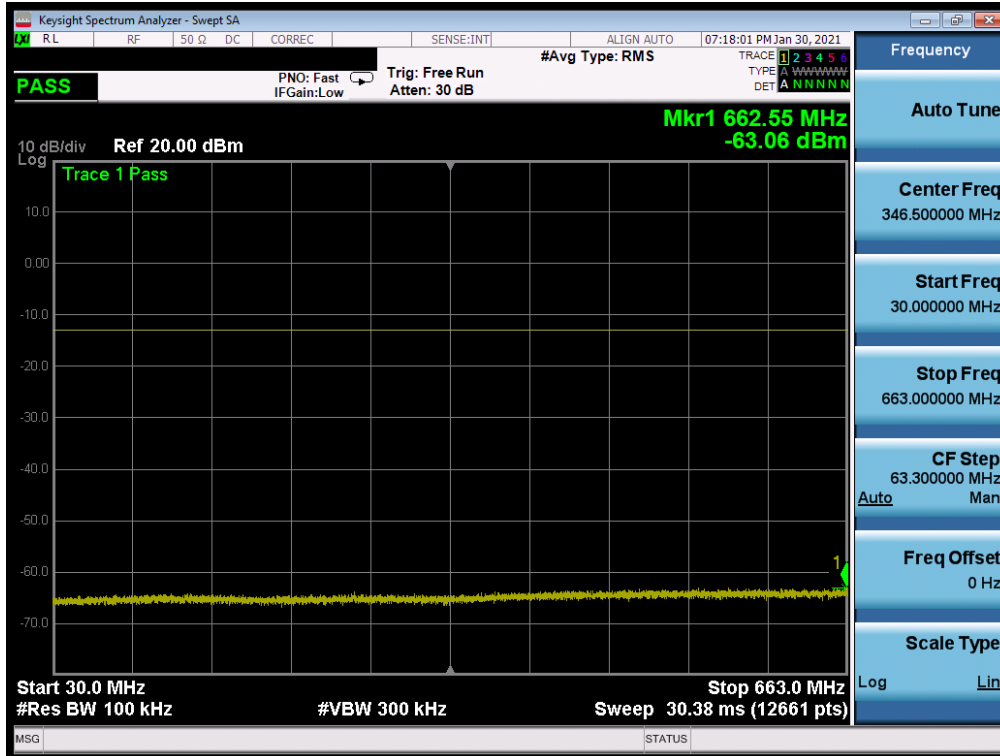


Plot 7-115. Conducted Spurious Plot (NR Band n71 - 20.0MHz - RB Size 1, RB Offset 0 - Mid Channel)

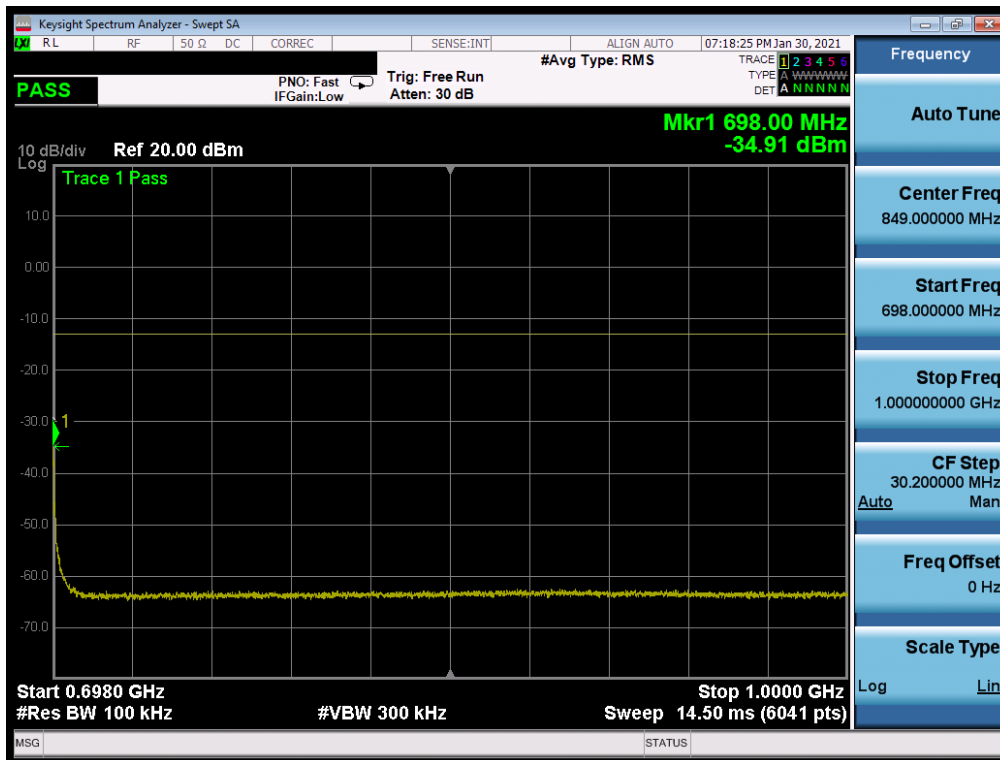


Plot 7-116. Conducted Spurious Plot (NR Band n71 - 20.0MHz - RB Size 1, RB Offset 0 - Mid Channel)

FCC ID: A3LSMA426U	PCTEST Proud to be part of element	PART 27 MEASUREMENT REPORT	SAMSUNG	Approved by: Technical Manager
Test Report S/N: 1M2101040001-24-R1.A3L	Test Dates: 1/08 - 2/19/2021	EUT Type: Portable Handset		Page 73 of 205

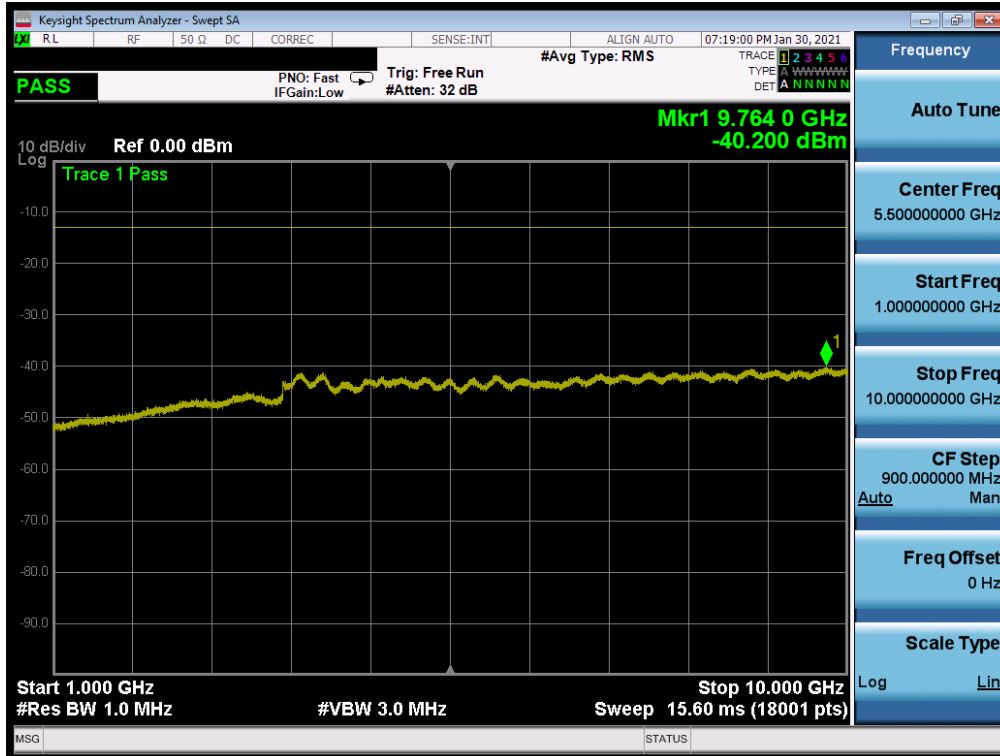


Plot 7-117. Conducted Spurious Plot (NR Band n71 - 20.0MHz - RB Size 1, RB Offset 0 - High Channel)



Plot 7-118. Conducted Spurious Plot (NR Band n71 - 20.0MHz - RB Size 1, RB Offset 0 - High Channel)

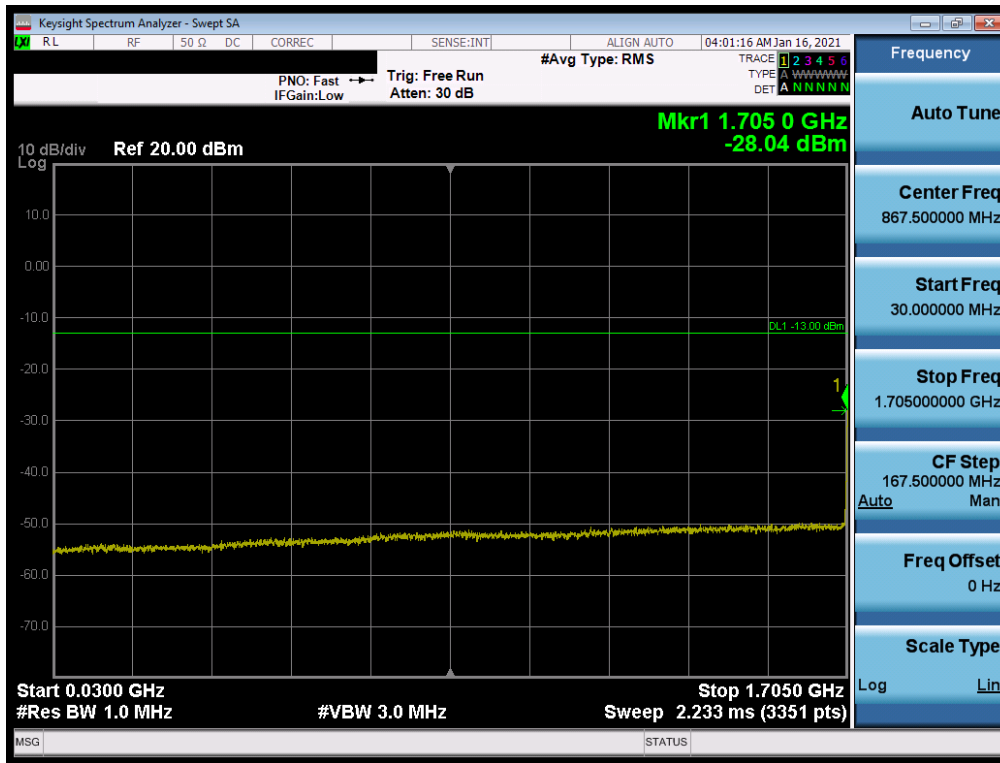
FCC ID: A3LSMA426U	PCTEST Proud to be part of element	PART 27 MEASUREMENT REPORT	SAMSUNG	Approved by: Technical Manager
Test Report S/N: 1M2101040001-24-R1.A3L	Test Dates: 1/08 - 2/19/2021	EUT Type: Portable Handset		Page 74 of 205



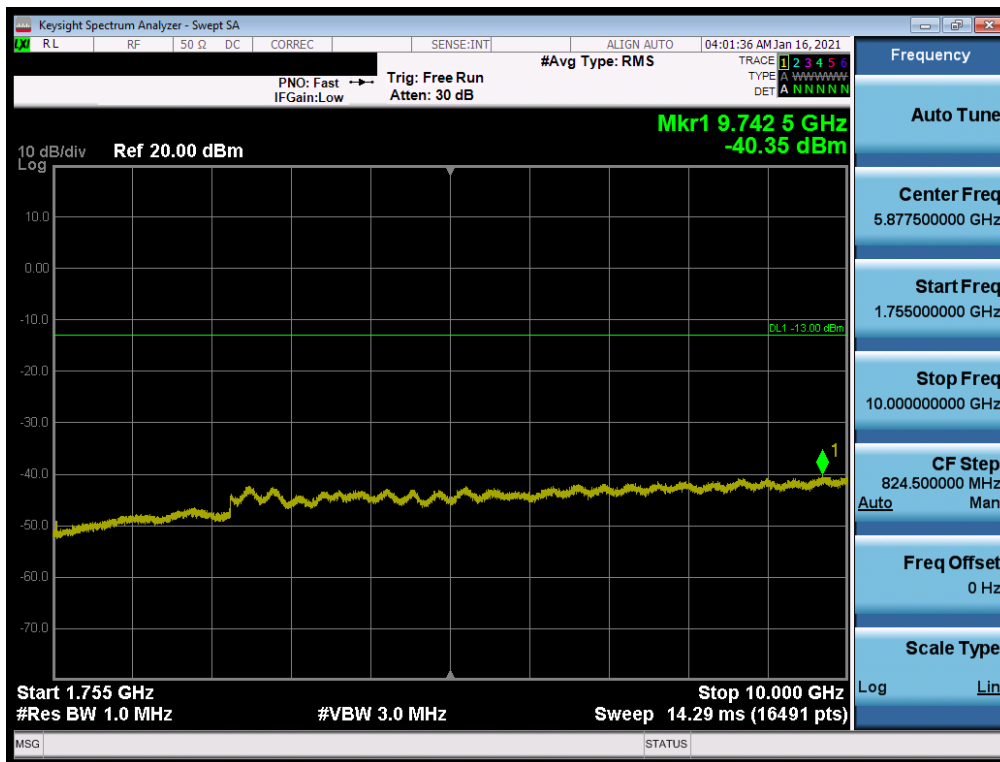
Plot 7-119. Conducted Spurious Plot (NR Band n71 - 20.0MHz - RB Size 1, RB Offset 0 - High Channel)

FCC ID: A3LSMA426U	PCTEST Proud to be part of element	PART 27 MEASUREMENT REPORT		Approved by: Technical Manager
Test Report S/N: 1M2101040001-24-R1.A3L	Test Dates: 1/08 - 2/19/2021	EUT Type: Portable Handset		Page 75 of 205

WCDMA AWS

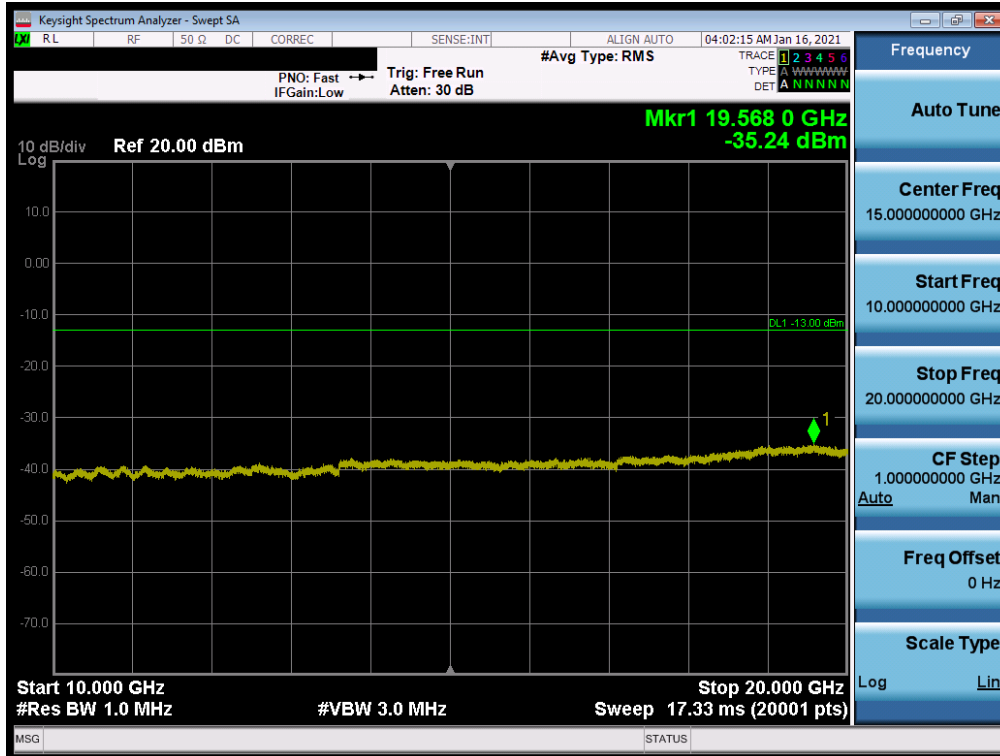


Plot 7-120. Conducted Spurious Plot (WCDMA Ch. 1312- Low Channel)



Plot 7-121. Conducted Spurious Plot (WCDMA Ch. 1312- Low Channel)

FCC ID: A3LSMA426U	PCTEST Proud to be part of element	PART 27 MEASUREMENT REPORT	SAMSUNG	Approved by: Technical Manager
Test Report S/N: 1M2101040001-24-R1.A3L	Test Dates: 1/08 - 2/19/2021	EUT Type: Portable Handset		Page 76 of 205

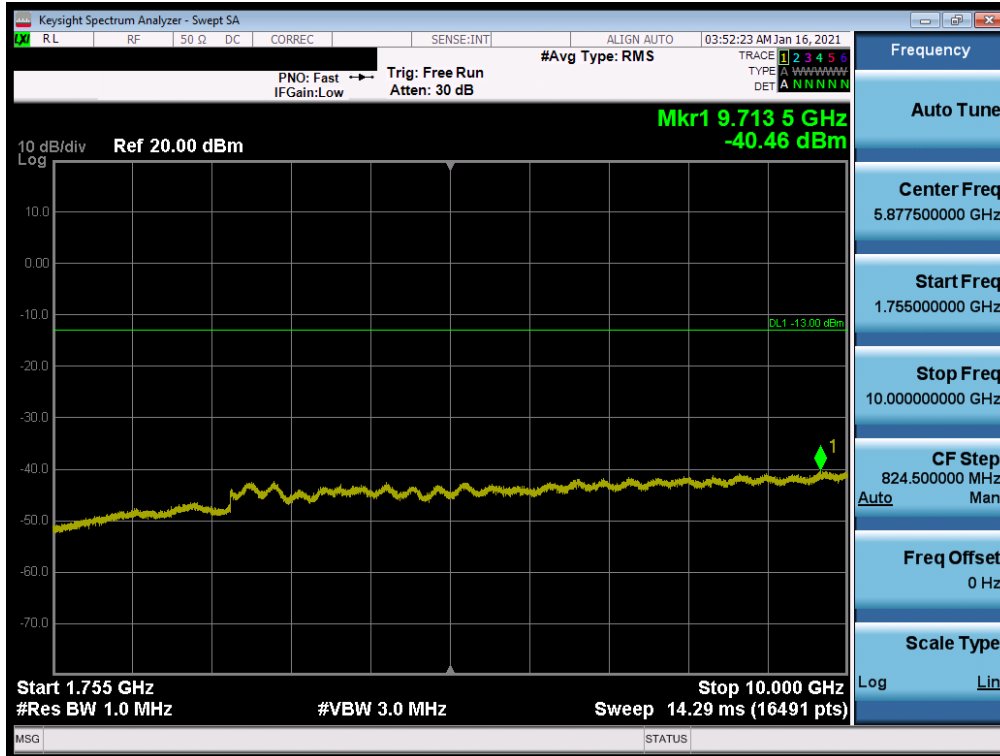


Plot 7-122. Conducted Spurious Plot (WCDMA Ch. 1312- Low Channel)

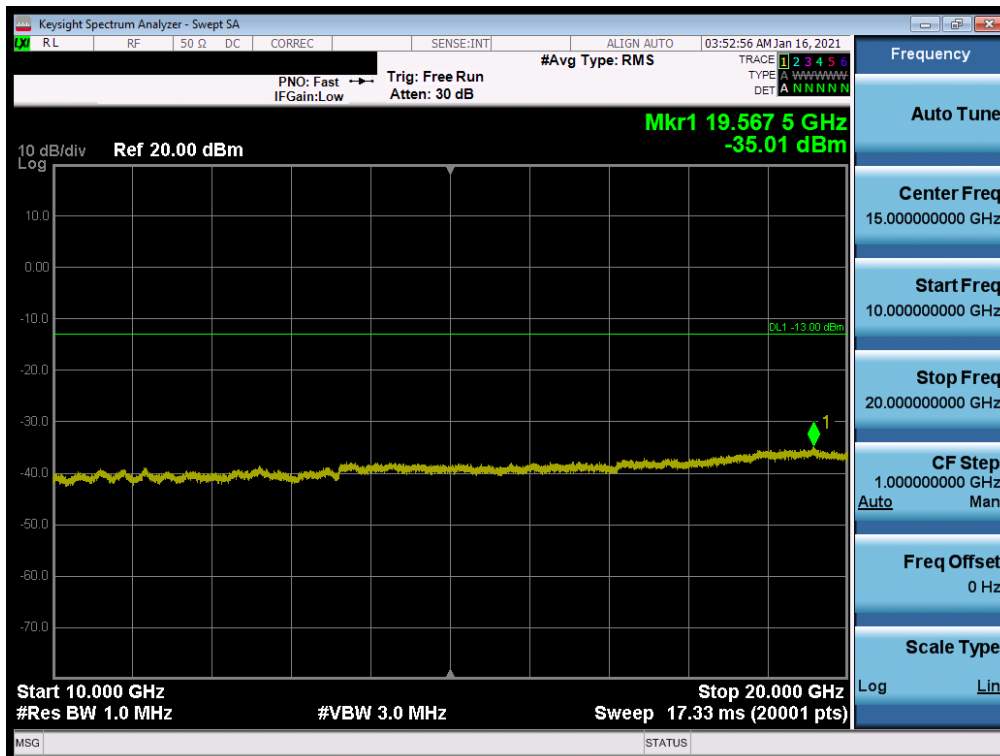


Plot 7-123. Conducted Spurious Plot (WCDMA Ch. 1413- Mid Channel)

FCC ID: A3LSMA426U	PCTEST Proud to be part of element	PART 27 MEASUREMENT REPORT	SAMSUNG	Approved by: Technical Manager
Test Report S/N: 1M2101040001-24-R1.A3L	Test Dates: 1/08 - 2/19/2021	EUT Type: Portable Handset		Page 77 of 205

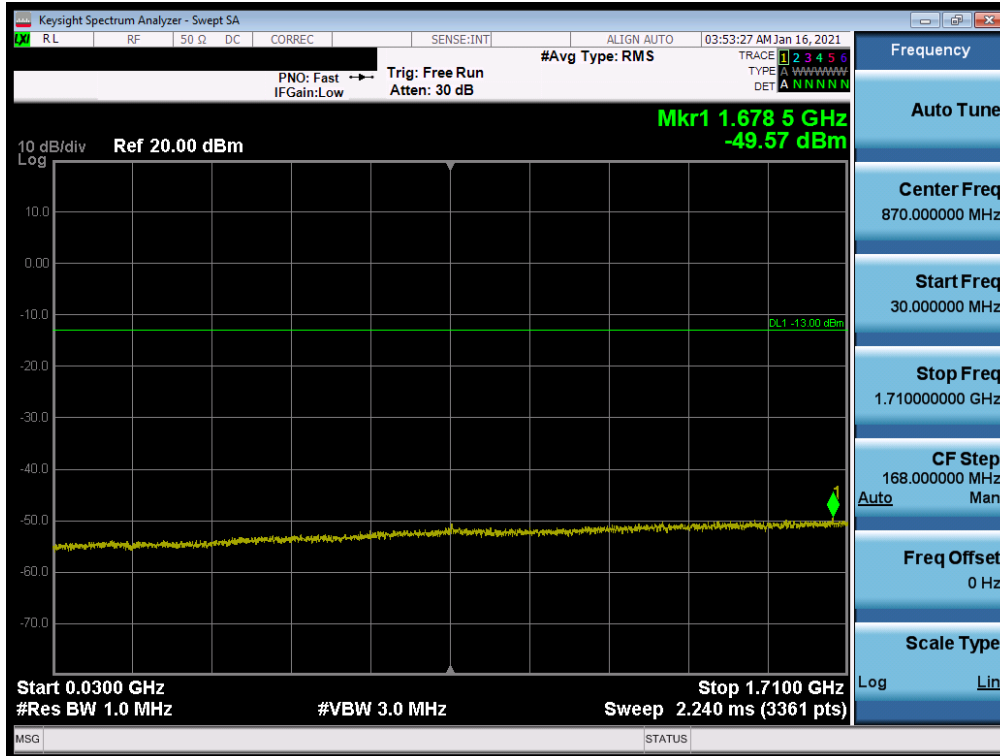


Plot 7-124. Conducted Spurious Plot (WCDMA Ch. 1413- Mid Channel)

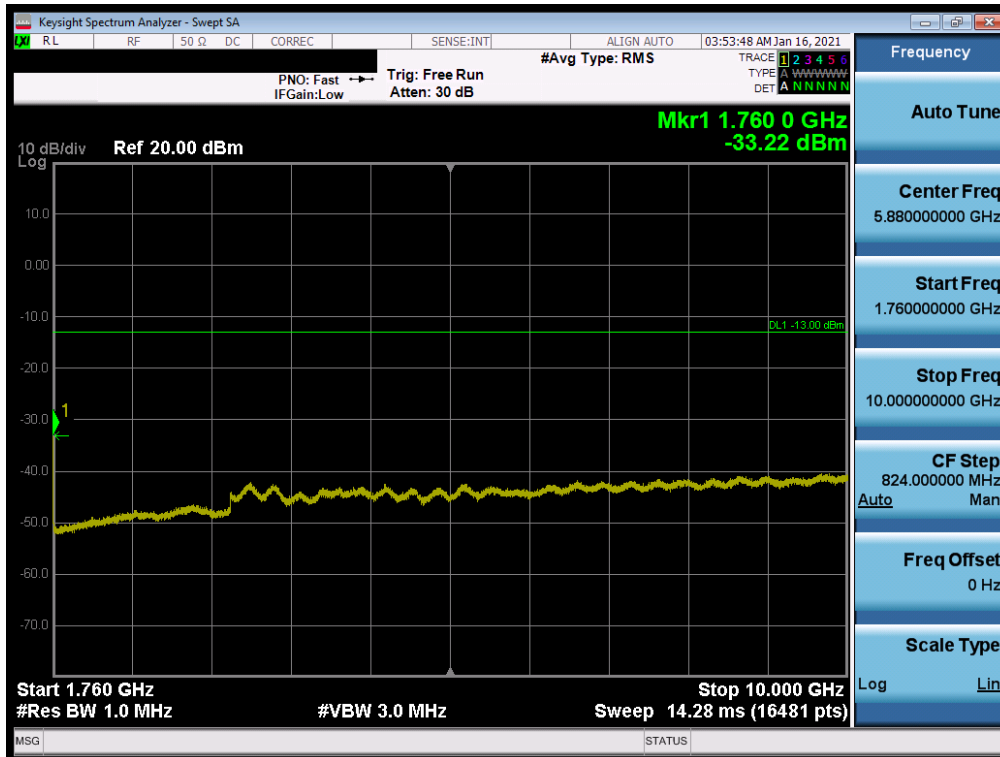


Plot 7-125. Conducted Spurious Plot (WCDMA Ch. 1413- Mid Channel)

FCC ID: A3LSMA426U	PCTEST Proud to be part of element	PART 27 MEASUREMENT REPORT		Approved by: Technical Manager
Test Report S/N: 1M2101040001-24-R1.A3L	Test Dates: 1/08 - 2/19/2021	EUT Type: Portable Handset		Page 78 of 205



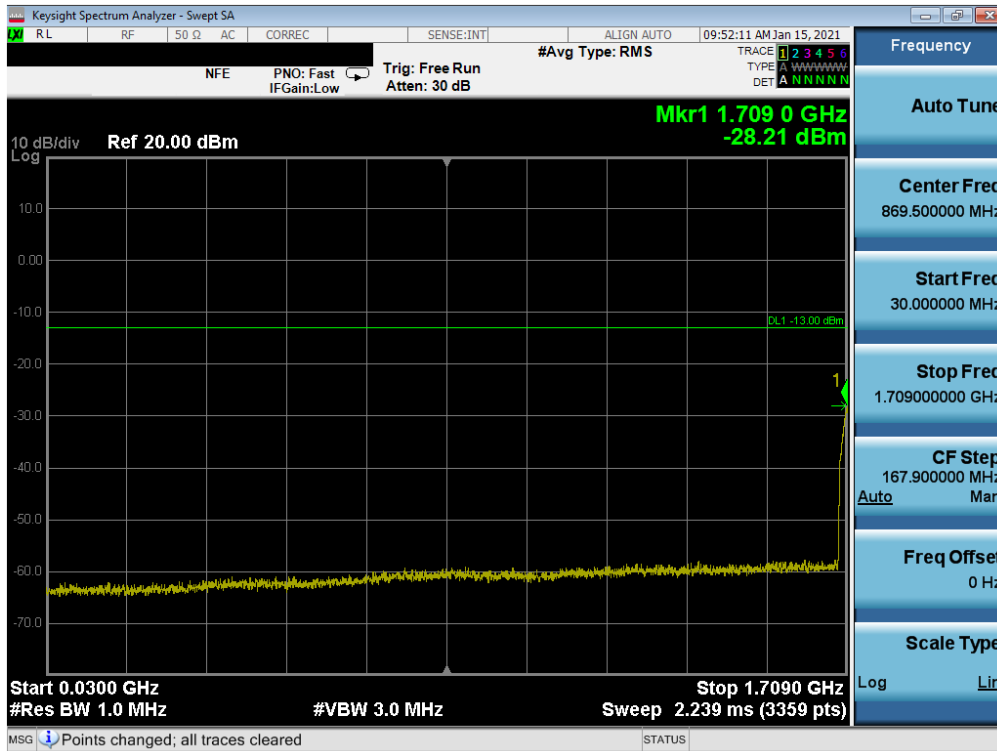
Plot 7-126. Conducted Spurious Plot (WCDMA Ch. 1513- High Channel)



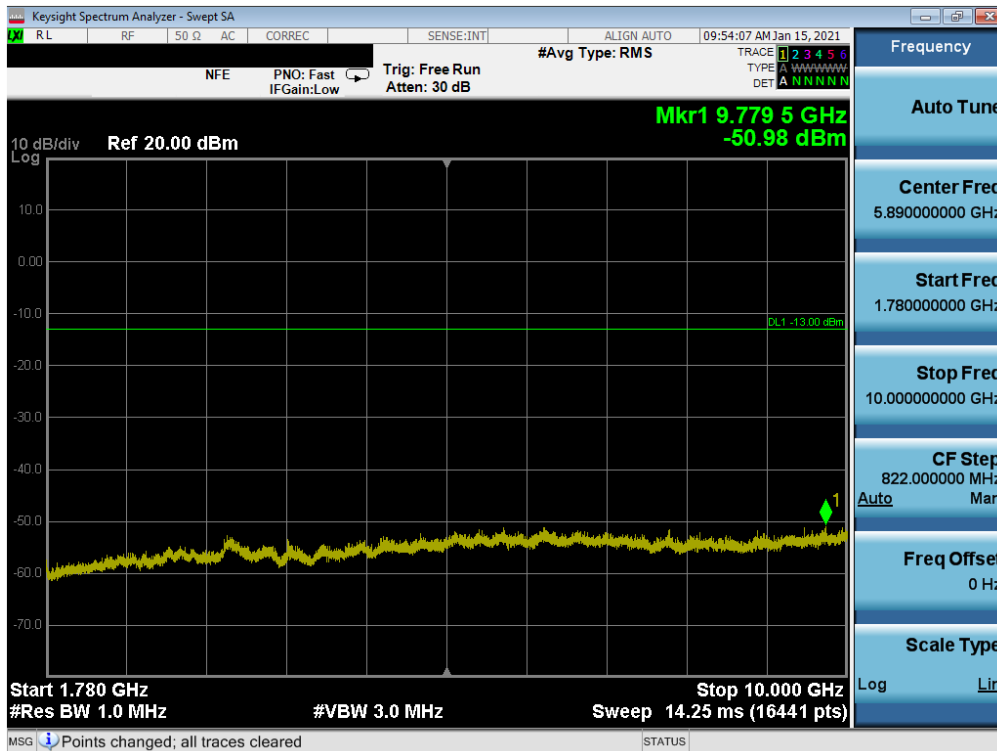
Plot 7-127. Conducted Spurious Plot (WCDMA Ch. 1513- High Channel)

FCC ID: A3LSMA426U	PCTEST Proud to be part of element	PART 27 MEASUREMENT REPORT		Approved by: Technical Manager
Test Report S/N: 1M2101040001-24-R1.A3L	Test Dates: 1/08 - 2/19/2021	EUT Type: Portable Handset		Page 79 of 205

LTE Band 66/4

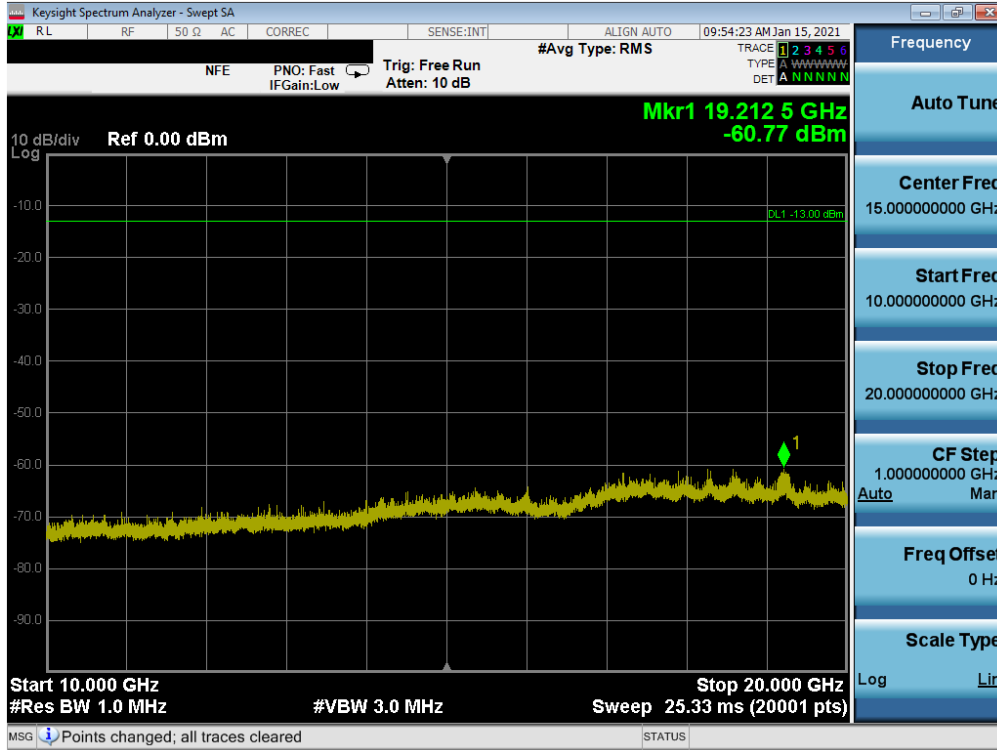


Plot 7-129. Conducted Spurious Plot (LTE Band 66/4 - 20MHz QPSK - RB Size 1, RB Offset 0 - Low Channel)

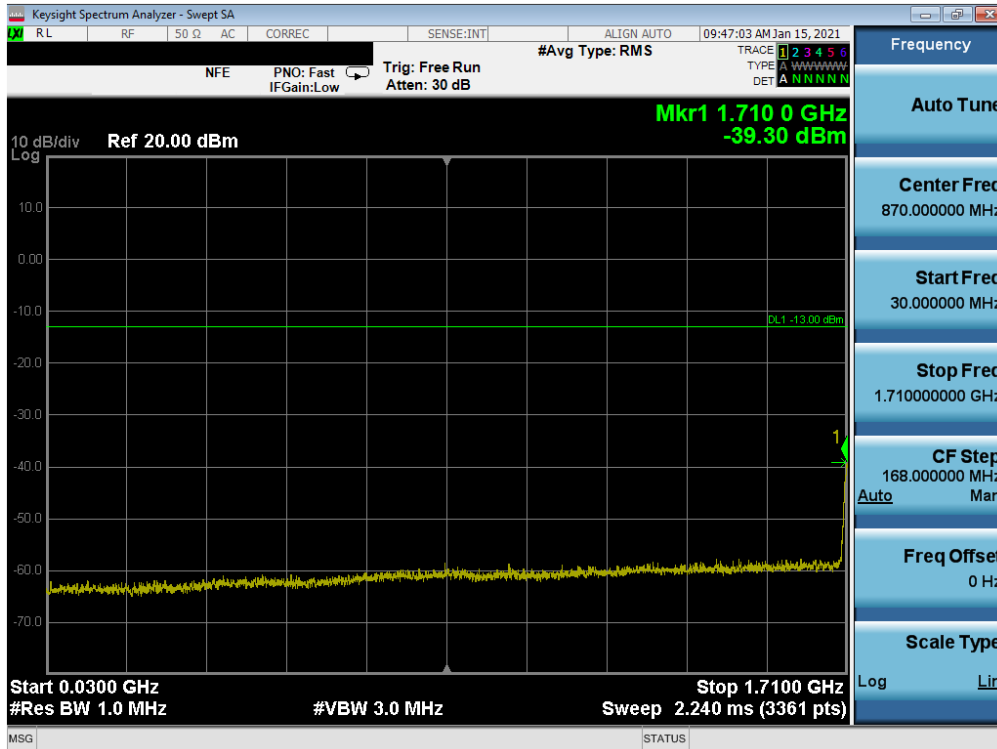


Plot 7-130. Conducted Spurious Plot (LTE Band 66/4 - 20MHz QPSK - RB Size 1, RB Offset 0 - Low Channel)

FCC ID: A3LSMA426U	PCTEST Proud to be part of element	PART 27 MEASUREMENT REPORT		Approved by: Technical Manager
Test Report S/N: 1M2101040001-24-R1.A3L	Test Dates: 1/08 - 2/19/2021	EUT Type: Portable Handset		Page 81 of 205

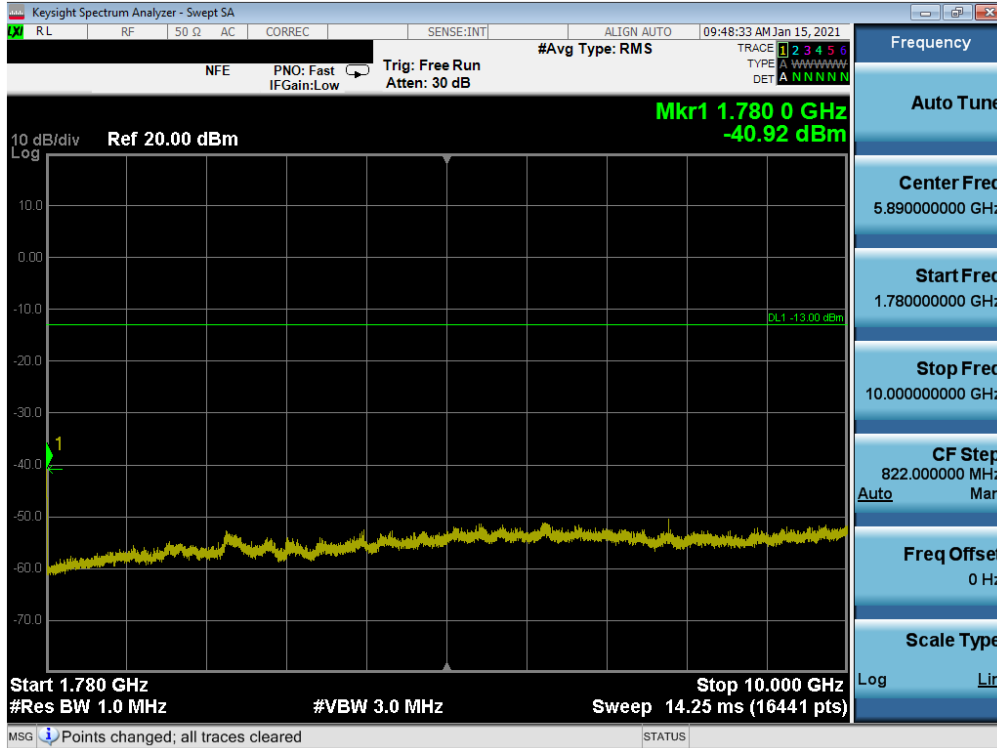


Plot 7-131. Conducted Spurious Plot (LTE Band 66/4 - 20MHz QPSK - RB Size 1, RB Offset 0 - Low Channel)

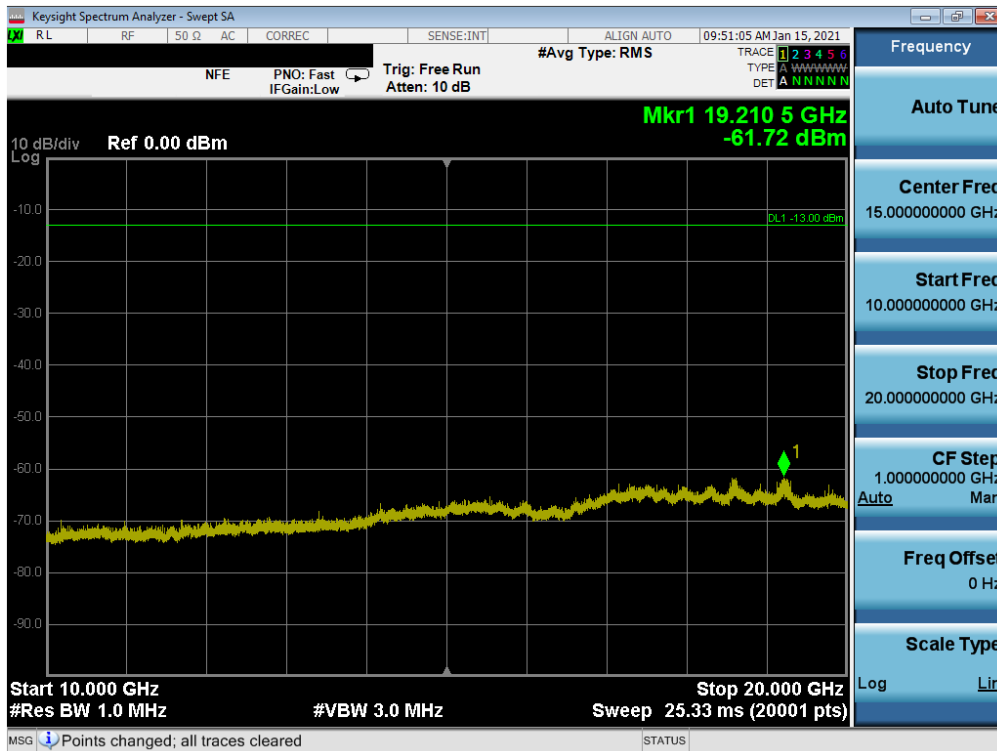


Plot 7-132. Conducted Spurious Plot (LTE Band 66/4 - 20MHz QPSK - RB Size 1, RB Offset 0 - Mid Channel)

FCC ID: A3LSMA426U	PCTEST Proud to be part of element	PART 27 MEASUREMENT REPORT		Approved by: Technical Manager
Test Report S/N: 1M2101040001-24-R1.A3L	Test Dates: 1/08 - 2/19/2021	EUT Type: Portable Handset		Page 82 of 205

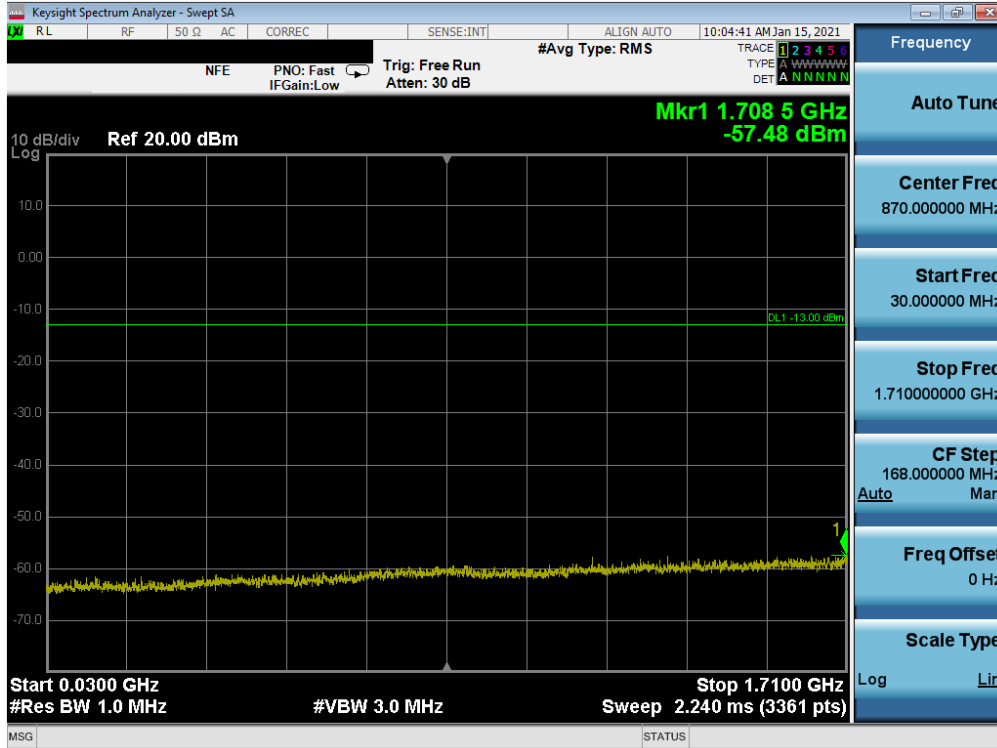


Plot 7-133. Conducted Spurious Plot (LTE Band 66/4 - 20MHz QPSK - RB Size 1, RB Offset 0 - Mid Channel)

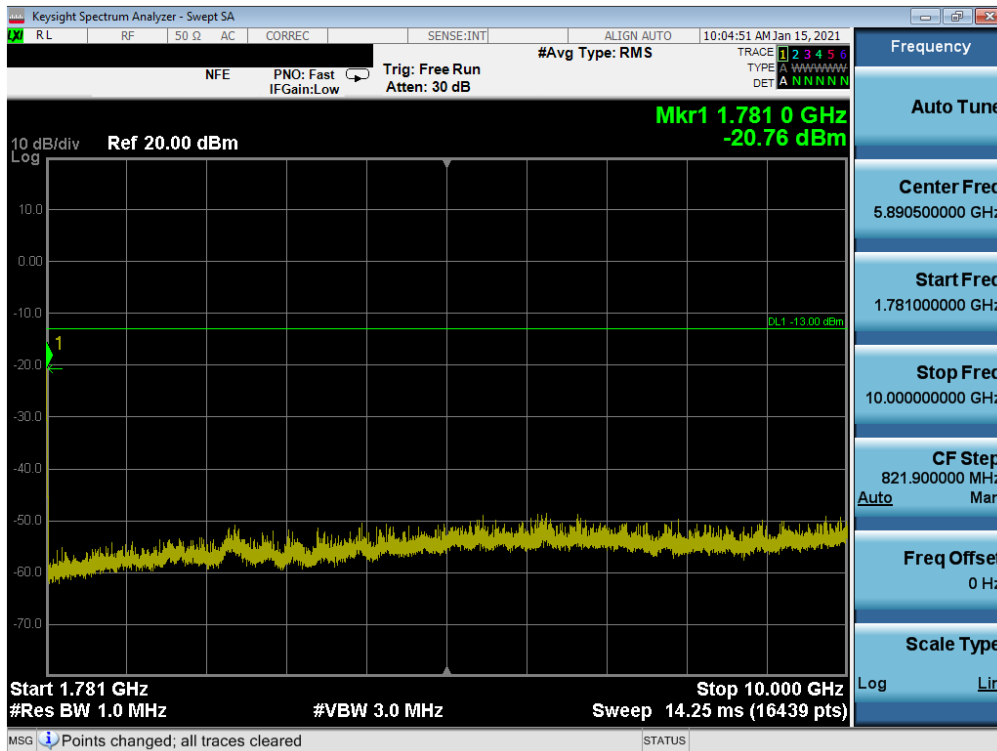


Plot 7-134. Conducted Spurious Plot (LTE Band 66/4 - 20MHz QPSK - RB Size 1, RB Offset 0 - Mid Channel)

FCC ID: A3LSMA426U	PCTEST Proud to be part of element	PART 27 MEASUREMENT REPORT		Approved by: Technical Manager
Test Report S/N: 1M2101040001-24-R1.A3L	Test Dates: 1/08 - 2/19/2021	EUT Type: Portable Handset		Page 83 of 205

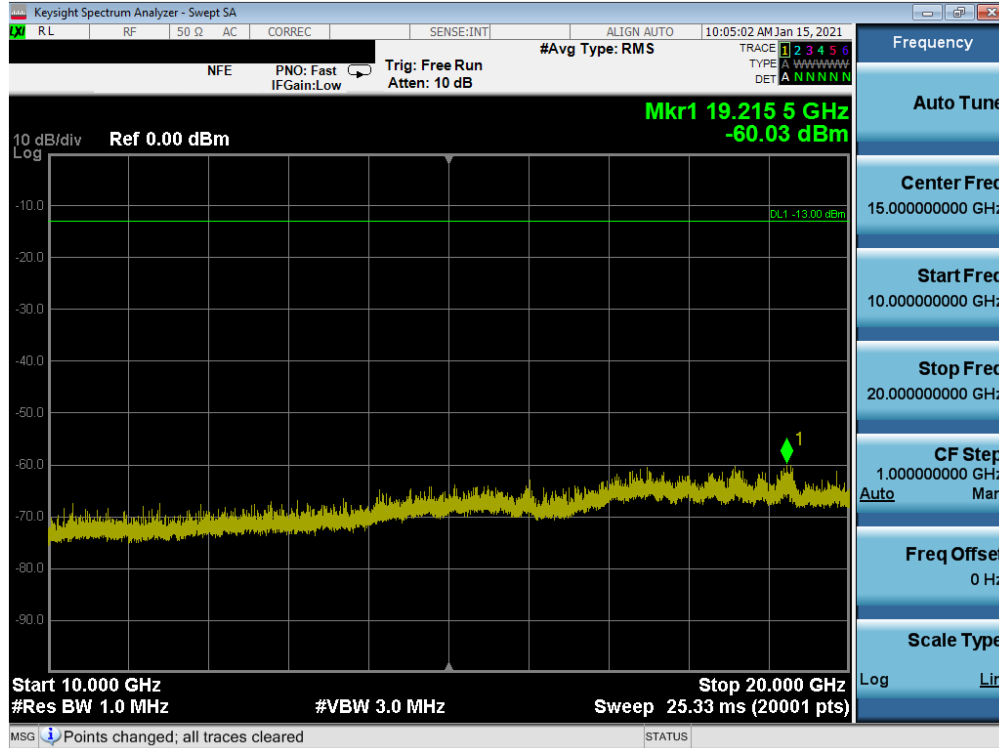


Plot 7-135. Conducted Spurious Plot (LTE Band 66/4 - 20MHz QPSK - RB Size 1, RB Offset 0 - High Channel)



Plot 7-136. Conducted Spurious Plot (LTE Band 66/4 - 20MHz QPSK - RB Size 1, RB Offset 0 - High Channel)

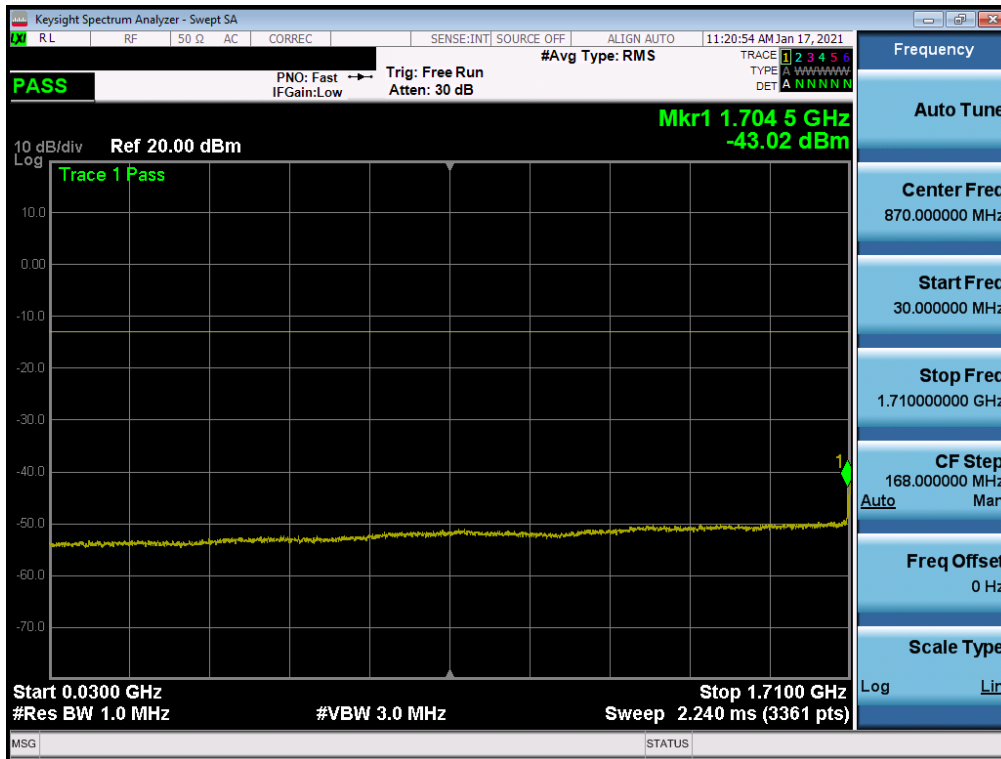
FCC ID: A3LSMA426U	PCTEST Proud to be part of element	PART 27 MEASUREMENT REPORT		Approved by: Technical Manager
Test Report S/N: 1M2101040001-24-R1.A3L	Test Dates: 1/08 - 2/19/2021	EUT Type: Portable Handset		Page 84 of 205



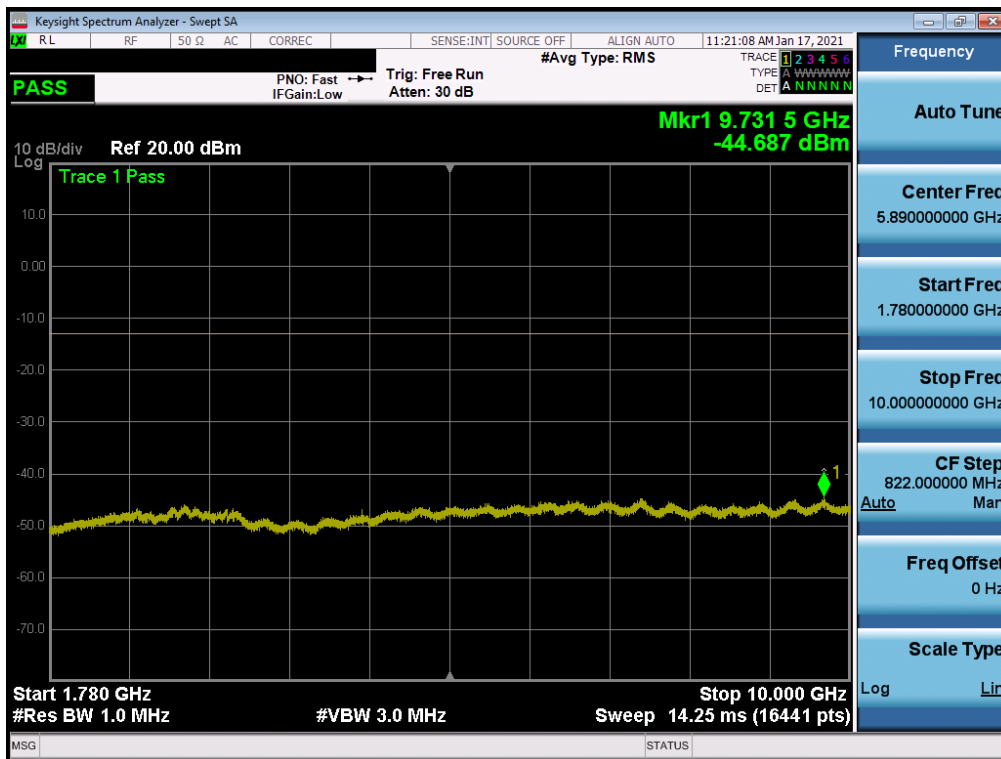
Plot 7-137. Conducted Spurious Plot (LTE Band 66/4 - 20MHz QPSK - RB Size 1, RB Offset 0 - High Channel)

FCC ID: A3LSMA426U	PART 27 MEASUREMENT REPORT		Approved by: Technical Manager
Test Report S/N: 1M2101040001-24-R1.A3L	Test Dates: 1/08 - 2/19/2021	EUT Type: Portable Handset	Page 85 of 205

NR Band n66

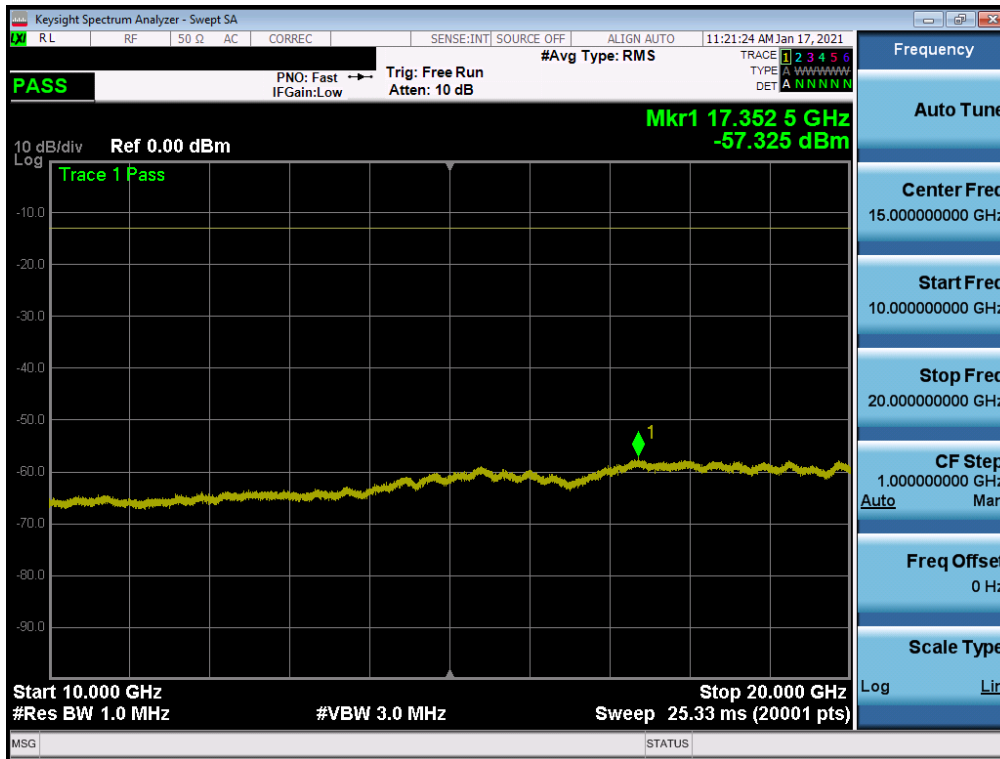


Plot 7-138. Conducted Spurious Plot (NR Band n66 -20.0MHz - RB Size 1, RB Offset 0 - Low Channel)

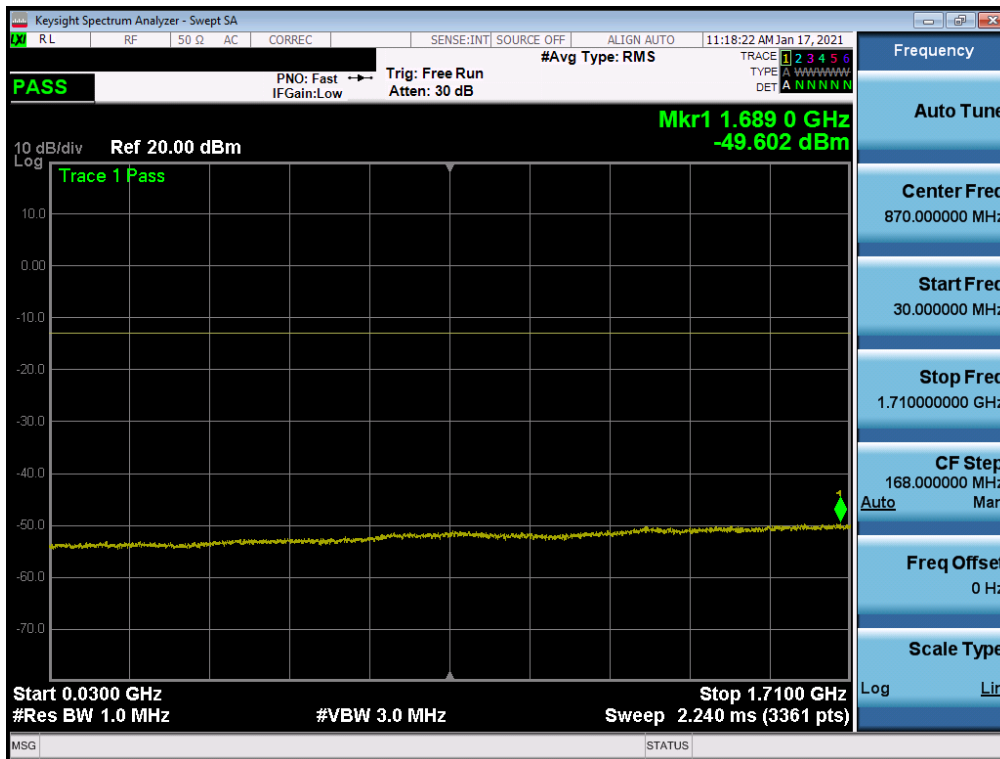


Plot 7-139. Conducted Spurious Plot (NR Band n66 - 20.0MHz - RB Size 1, RB Offset 0 - Low Channel)

FCC ID: A3LSMA426U	PCTEST Proud to be part of element	PART 27 MEASUREMENT REPORT	SAMSUNG	Approved by: Technical Manager
Test Report S/N: 1M2101040001-24-R1.A3L	Test Dates: 1/08 - 2/19/2021	EUT Type: Portable Handset		Page 86 of 205

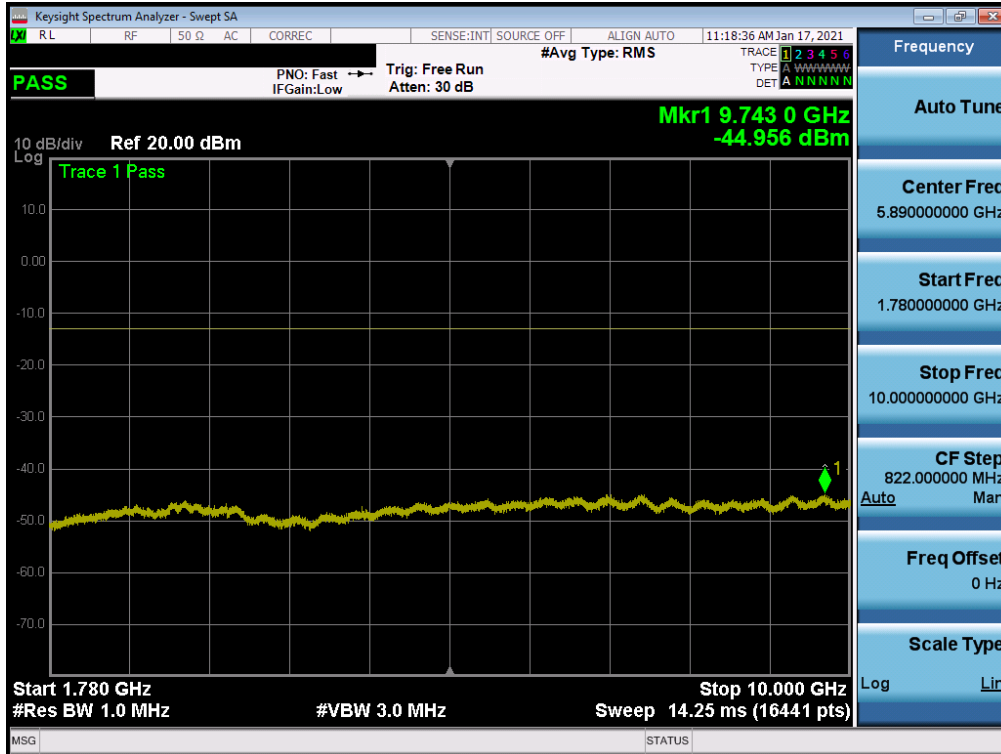


Plot 7-140. Conducted Spurious Plot (NR Band n66 - 20.0MHz - RB Size 1, RB Offset 0 - Low Channel)



Plot 7-141. Conducted Spurious Plot (NR Band n66 - 20.0MHz - RB Size 1, RB Offset 0 - Mid Channel)

FCC ID: A3LSMA426U	PCTEST Proud to be part of element	PART 27 MEASUREMENT REPORT	SAMSUNG	Approved by: Technical Manager
Test Report S/N: 1M2101040001-24-R1.A3L	Test Dates: 1/08 - 2/19/2021	EUT Type: Portable Handset		Page 87 of 205

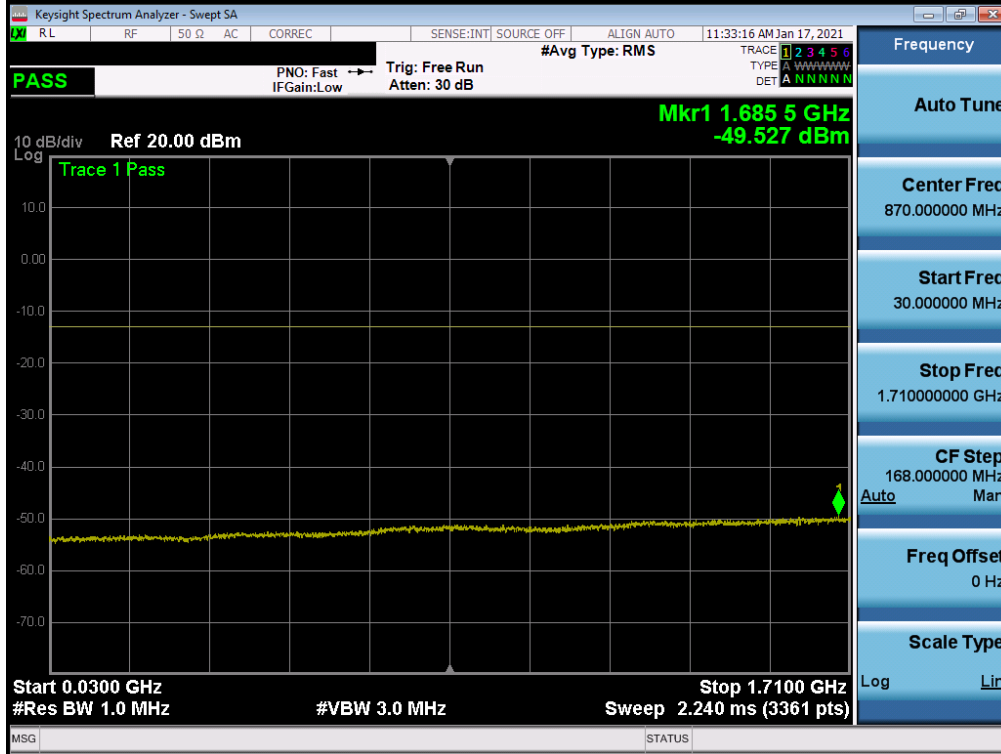


Plot 7-142. Conducted Spurious Plot (NR Band n66 - 20.0MHz - RB Size 1, RB Offset 0 - Mid Channel)

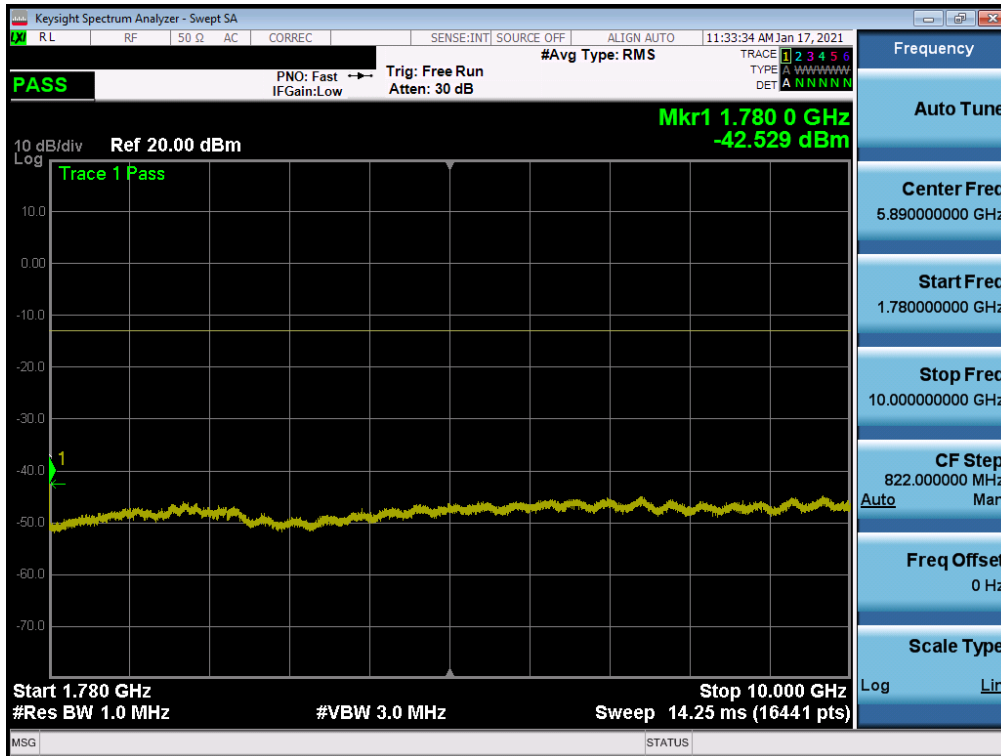


Plot 7-143. Conducted Spurious Plot (NR Band n66 - 20.0MHz - RB Size 1, RB Offset 0 - Mid Channel)

FCC ID: A3LSMA426U	PCTEST Proud to be part of element	PART 27 MEASUREMENT REPORT	SAMSUNG	Approved by: Technical Manager
Test Report S/N: 1M2101040001-24-R1.A3L	Test Dates: 1/08 - 2/19/2021	EUT Type: Portable Handset		Page 88 of 205

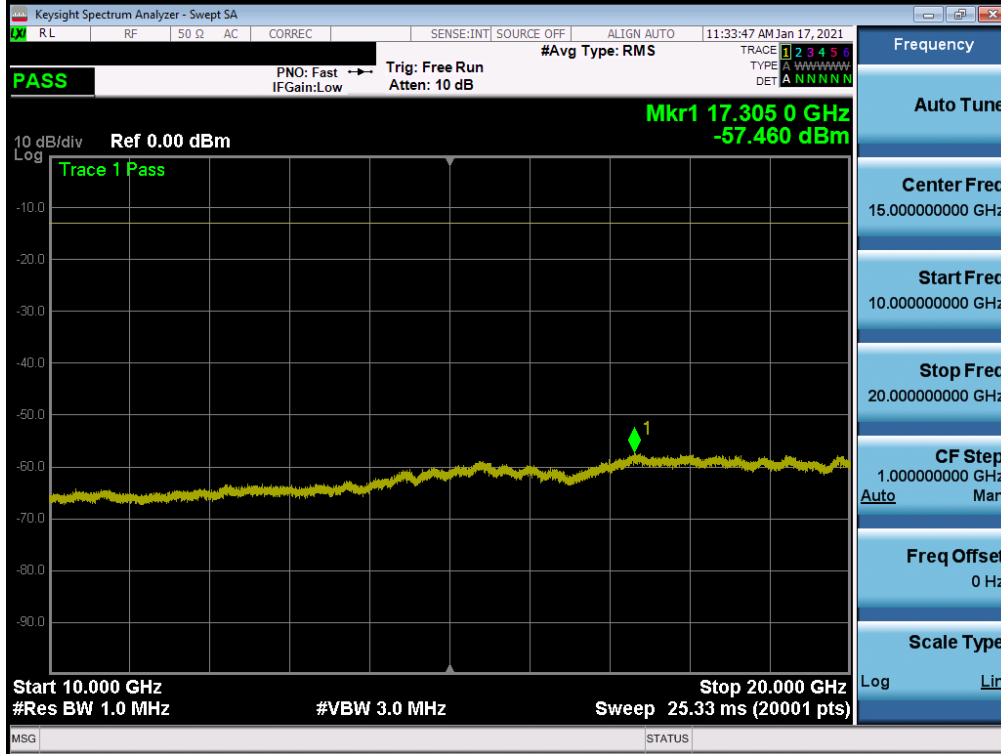


Plot 7-144. Conducted Spurious Plot (NR Band n66 - 20.0MHz - RB Size 1, RB Offset 0 - High Channel)



Plot 7-145. Conducted Spurious Plot (NR Band n66 - 20.0MHz - RB Size 1, RB Offset 0 - High Channel)

FCC ID: A3LSMA426U	PCTEST Proud to be part of element	PART 27 MEASUREMENT REPORT		Approved by: Technical Manager
Test Report S/N: 1M2101040001-24-R1.A3L	Test Dates: 1/08 - 2/19/2021	EUT Type: Portable Handset		Page 89 of 205



Plot 7-146. Conducted Spurious Plot (NR Band n66 - 20.0MHz - RB Size 1, RB Offset 0 - High Channel)

FCC ID: A3LSMA426U	PCTEST Proud to be part of element	PART 27 MEASUREMENT REPORT		Approved by: Technical Manager
Test Report S/N: 1M2101040001-24-R1.A3L	Test Dates: 1/08 - 2/19/2021	EUT Type: Portable Handset		Page 90 of 205

7.4 Band Edge Emissions at Antenna Terminal

Test Overview

All out of band emissions are measured with a spectrum analyzer connected to the antenna terminal of the EUT while the EUT is operating at its maximum duty cycle, at maximum power, and at the appropriate frequencies. All data rates were investigated to determine the worst case configuration. All modes of operation were investigated and the worst case configuration results are reported in this section.

The minimum permissible attenuation level of any spurious emission is $43 + 10 \log_{10}(P_{\text{Watts}})$, where P is the transmitter power in Watts.

Test Procedure Used

KDB 971168 D01 v03r01 – Section 6.0

Test Settings

1. Start and stop frequency were set such that the band edge would be placed in the center of the plot
2. Span was set large enough so as to capture all out of band emissions near the band edge
3. RBW \geq 1% of the emission bandwidth
4. VBW \geq 3 x RBW
5. Detector = RMS
6. Number of sweep points \geq 2 x Span/RBW
7. Trace mode = trace average for continuous emissions, max hold for pulse emissions
8. Sweep time = auto couple
9. The trace was allowed to stabilize

Test Setup

The EUT and measurement equipment were set up as shown in the diagram below.






Figure 7-3. Test Instrument & Measurement Setup

FCC ID: A3LSMA426U	 PART 27 MEASUREMENT REPORT 	Approved by: Technical Manager
Test Report S/N: 1M2101040001-24-R1.A3L	Test Dates: 1/08 - 2/19/2021	EUT Type: Portable Handset
Page 91 of 205		



Test Notes

Per 27.53(h) in the 1 MHz bands immediately outside and adjacent to the frequency block a resolution bandwidth of at least one percent of the emission bandwidth of the fundamental emission of the transmitter may be employed to demonstrate compliance with the out-of-band emissions limit. The emission bandwidth is defined as the width of the signal between two points, one below the carrier center frequency and one above the carrier center frequency, outside of which all emission are attenuated at least 26 dB below the transmitter power.

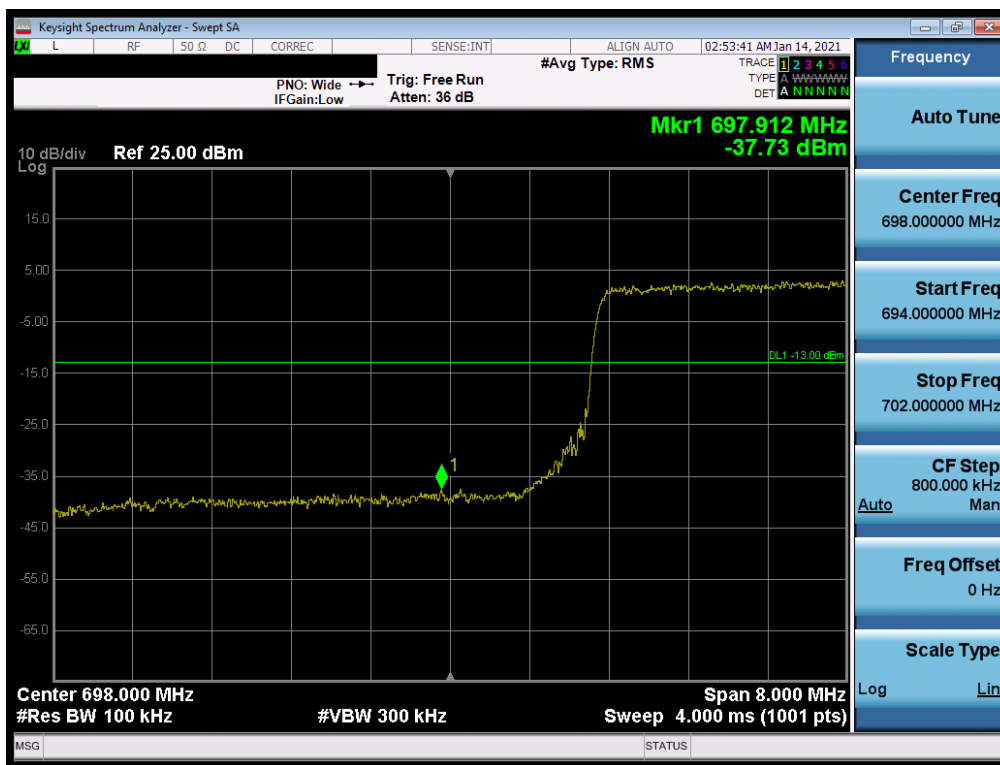
Per 27.53(g) for operations in the 663 - 698 MHz and 698 – 746MHz bands, in the 100 kHz bands immediately outside and adjacent to the frequency block a resolution bandwidth of at least 30 kHz may be employed to demonstrate compliance with the out-of-band emissions limit.

Per 27.53(c)(5) for operations in the 776-788 MHz band, in the 100 kHz bands immediately outside and adjacent to the frequency block a resolution bandwidth of at least 30 kHz may be employed to demonstrate compliance with the out-of-band emissions limit.

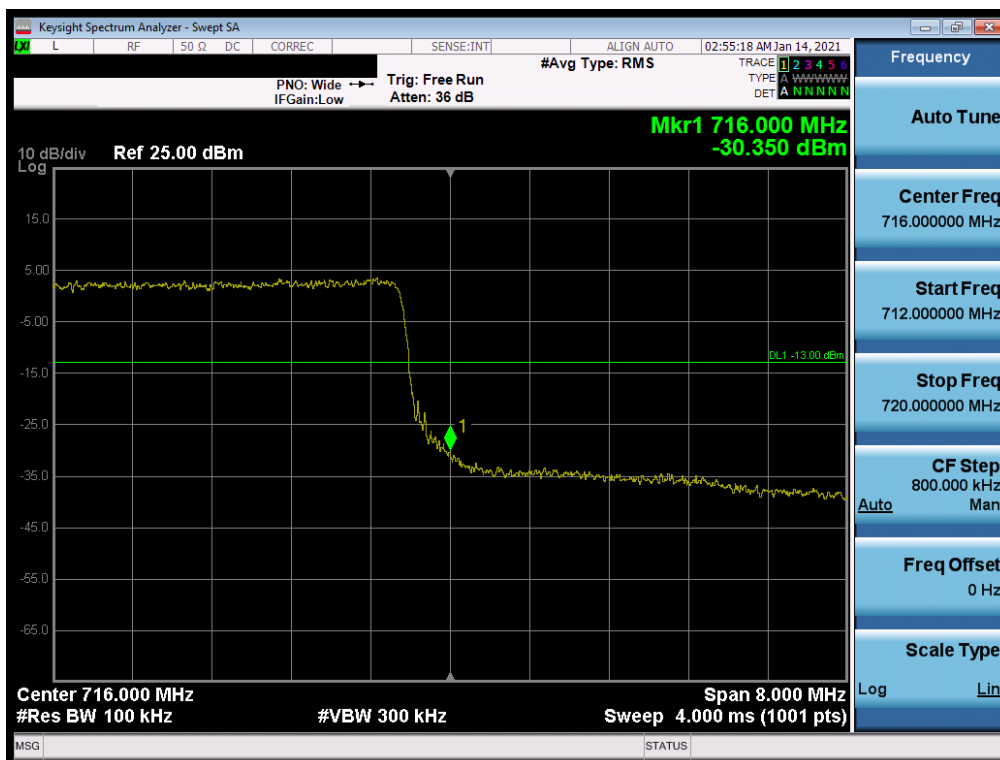
For all plots showing emissions in the 763 – 775MHz and 793 – 805MHz band, the FCC limit per 27.53(c)(4) is $65 + 10 \log_{10}(P) = -35\text{dBm}$ in a 6.25kHz bandwidth.

FCC ID: A3LSMA426U	 PART 27 MEASUREMENT REPORT 		Approved by: Technical Manager
Test Report S/N: 1M2101040001-24-R1.A3L	Test Dates: 1/08 - 2/19/2021	EUT Type: Portable Handset	Page 92 of 205

LTE Band 12

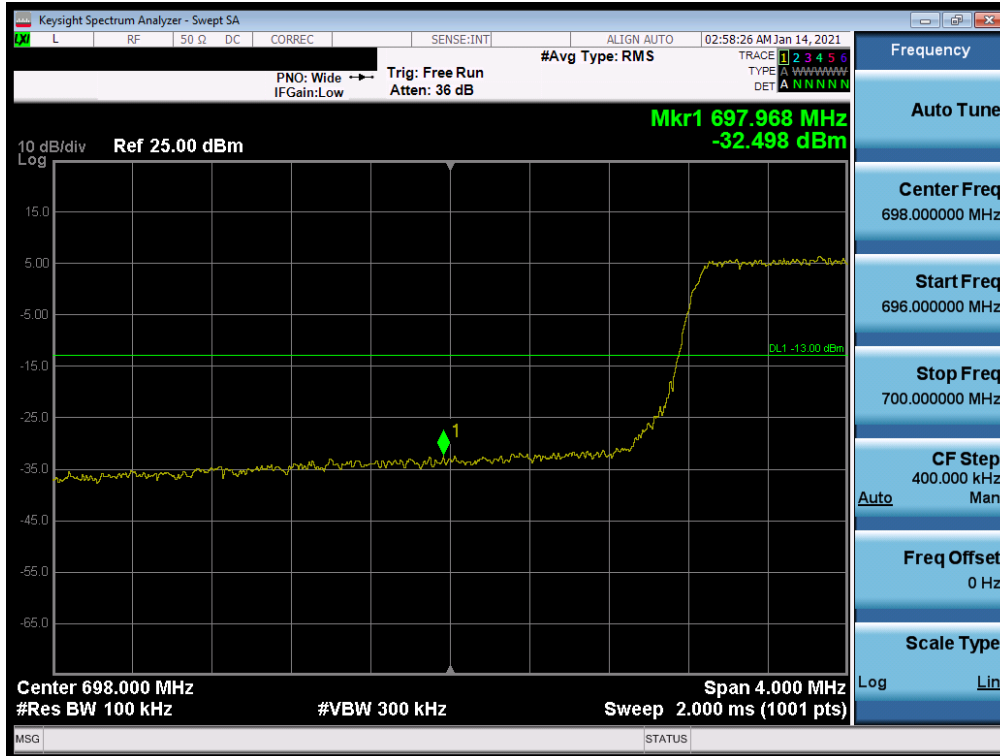


Plot 7-147. Lower Band Edge Plot (LTE Band 12 - 10MHz QPSK – Full RB)



Plot 7-148. Upper Band Edge Plot (LTE Band 12 - 10MHz QPSK – Full RB)

FCC ID: A3LSMA426U	PCTEST Proud to be part of element	PART 27 MEASUREMENT REPORT	SAMSUNG	Approved by: Technical Manager
Test Report S/N: 1M2101040001-24-R1.A3L	Test Dates: 1/08 - 2/19/2021	EUT Type: Portable Handset		Page 93 of 205

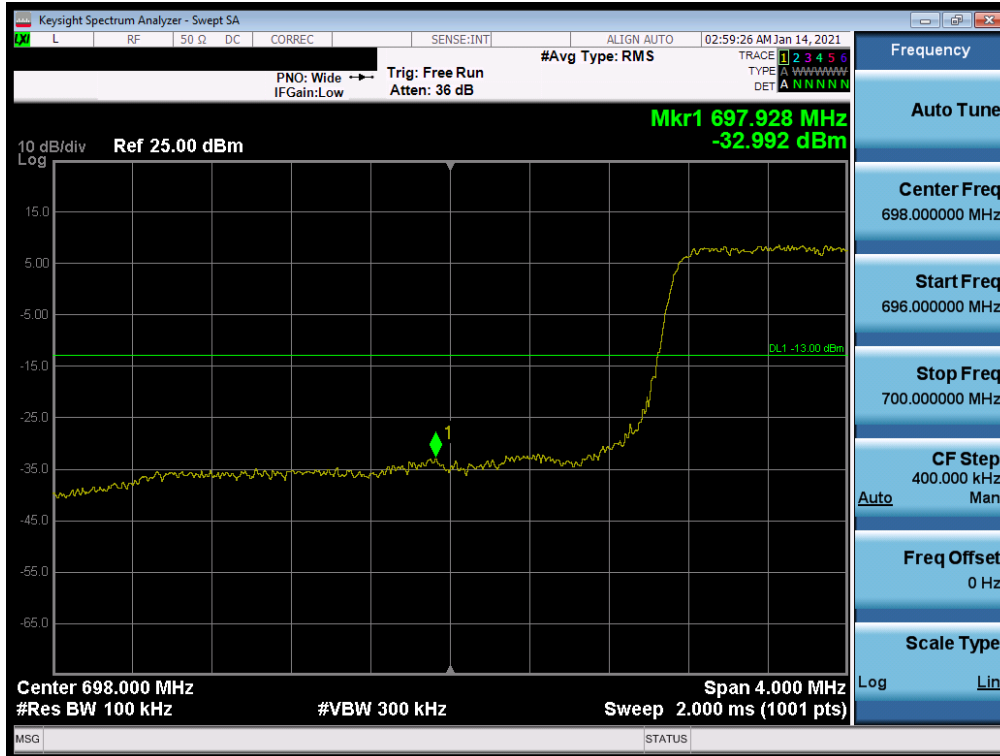


Plot 7-149. Lower Band Edge Plot (LTE Band 12 - 5MHz QPSK – Full RB)



Plot 7-150. Upper Band Edge Plot (LTE Band 12 - 5MHz QPSK – Full RB)

FCC ID: A3LSMA426U	PCTEST Proud to be part of element	PART 27 MEASUREMENT REPORT		Approved by: Technical Manager
Test Report S/N: 1M2101040001-24-R1.A3L	Test Dates: 1/08 - 2/19/2021	EUT Type: Portable Handset		Page 94 of 205

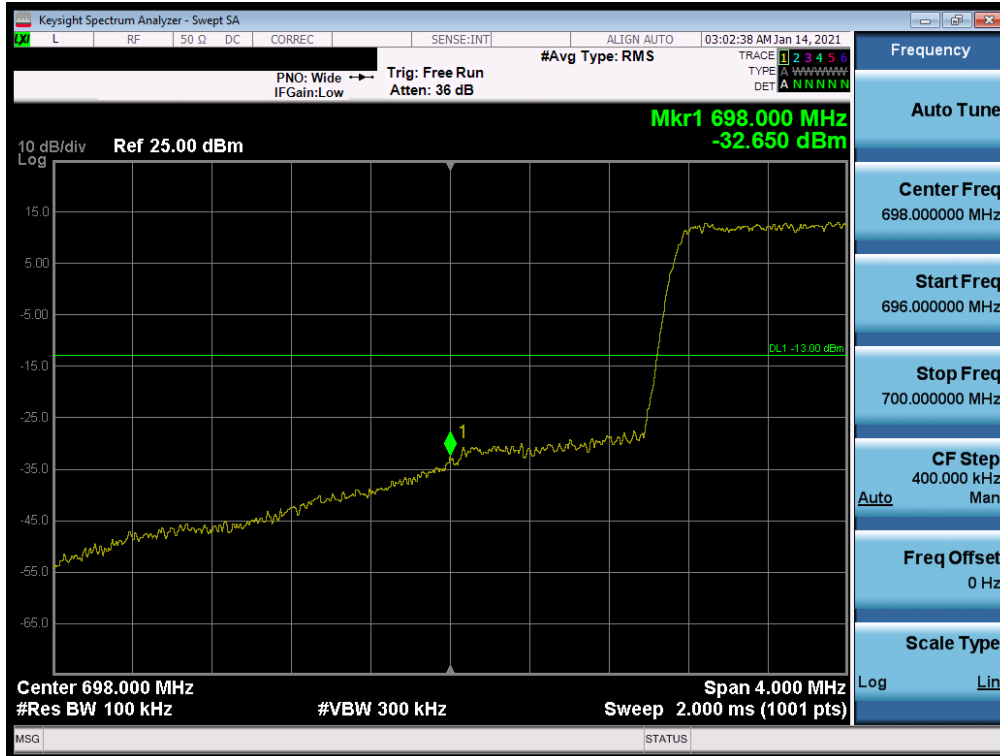


Plot 7-151. Lower Band Edge Plot (LTE Band 12 - 3MHz QPSK – Full RB)

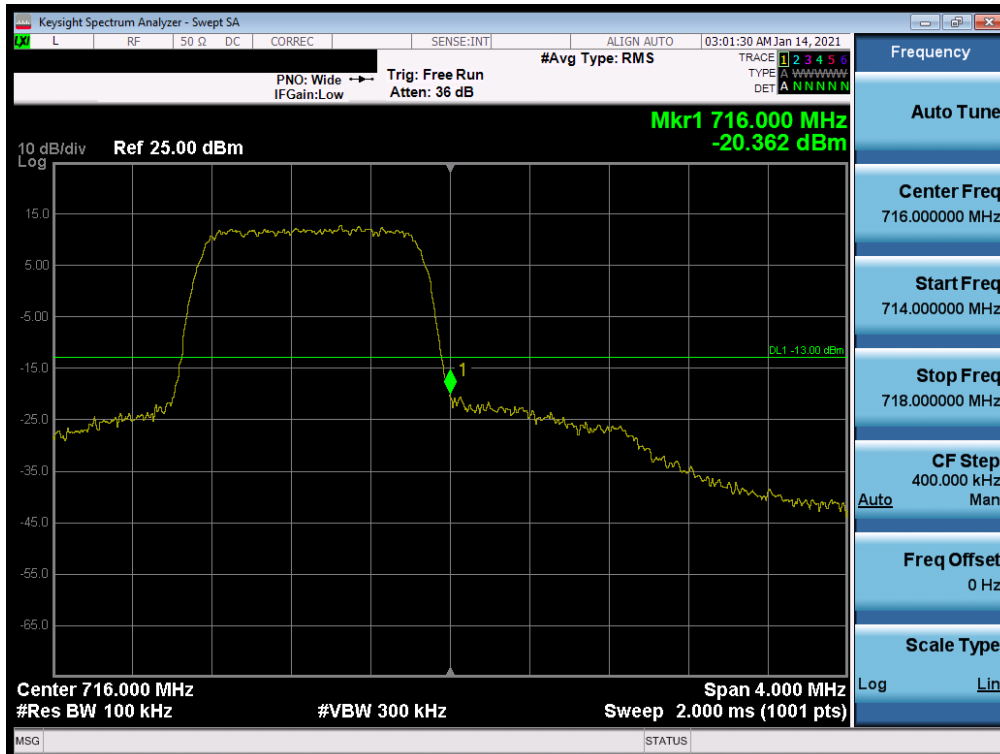


Plot 7-152. Upper Band Edge Plot (LTE Band 12 - 3MHz QPSK – Full RB)

FCC ID: A3LSMA426U	PCTEST Proud to be part of element	PART 27 MEASUREMENT REPORT	SAMSUNG	Approved by: Technical Manager
Test Report S/N: 1M2101040001-24-R1.A3L	Test Dates: 1/08 - 2/19/2021	EUT Type: Portable Handset		Page 95 of 205



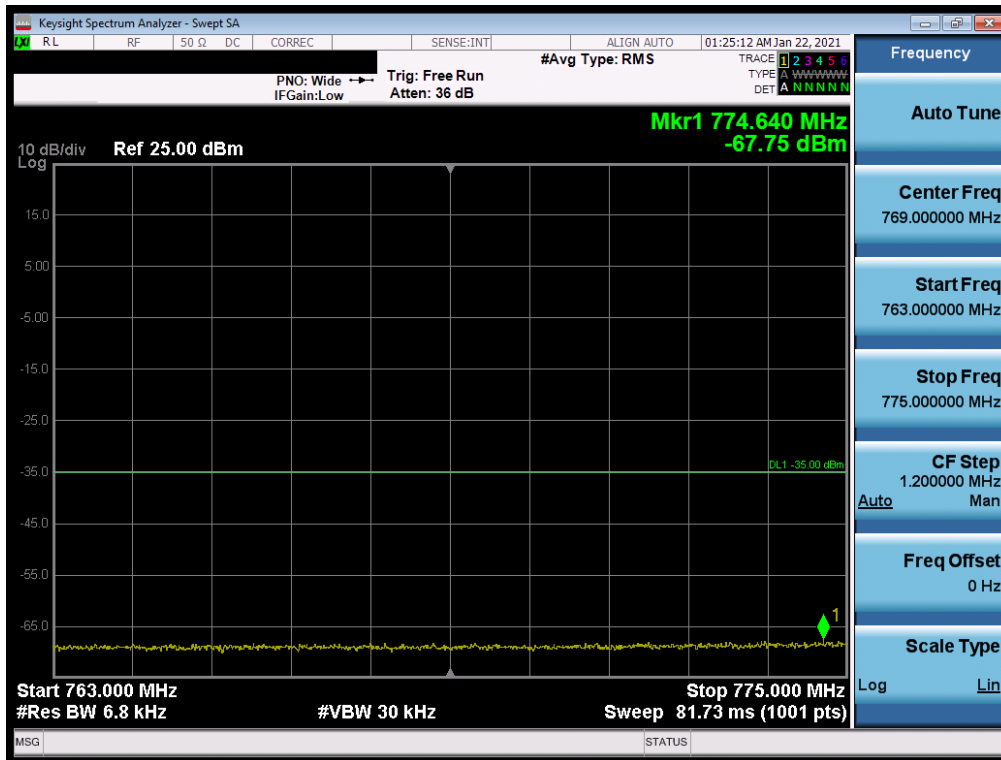
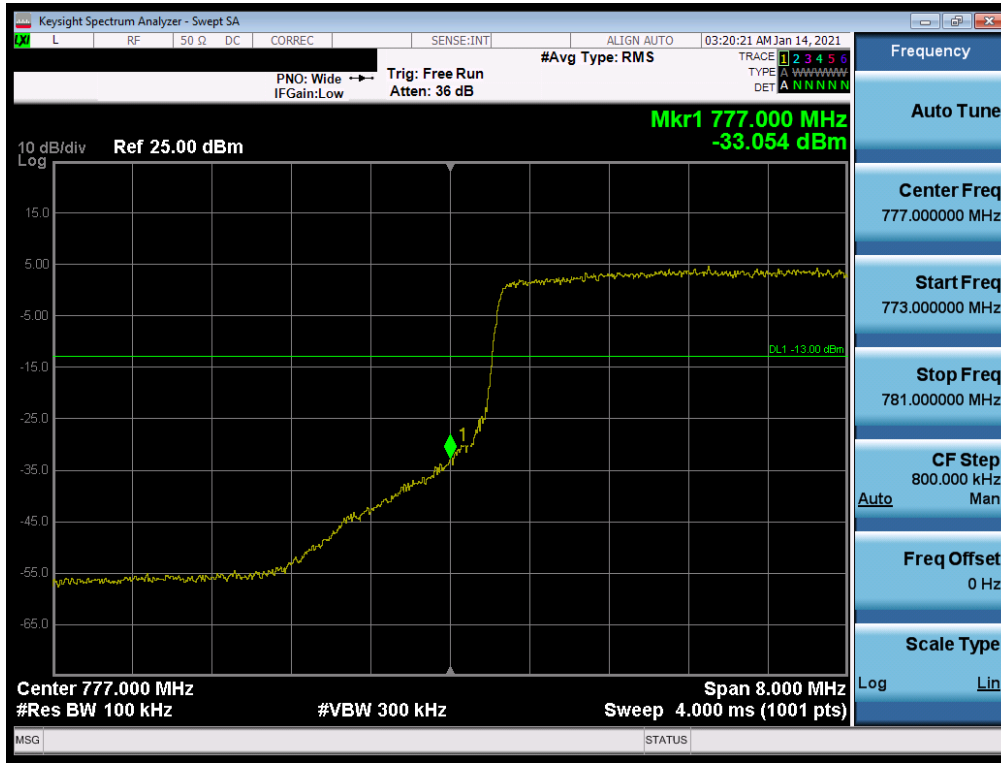
Plot 7-153. Lower Band Edge Plot (LTE Band 12 – 1.4MHz QPSK – Full RB)



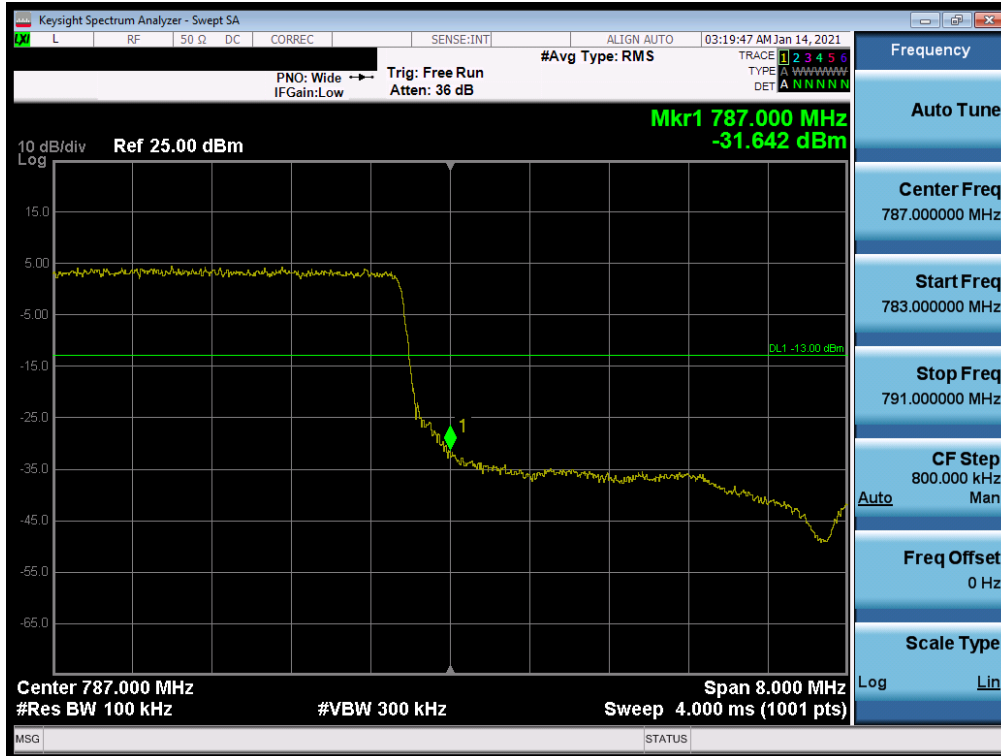
Plot 7-154. Upper Band Edge Plot (LTE Band 12 – 1.4MHz QPSK – Full RB)

FCC ID: A3LSMA426U	PCTEST Proud to be part of element	PART 27 MEASUREMENT REPORT		Approved by: Technical Manager
Test Report S/N: 1M2101040001-24-R1.A3L	Test Dates: 1/08 - 2/19/2021	EUT Type: Portable Handset		Page 96 of 205

LTE Band 13



FCC ID: A3LSMA426U	PCTEST Proud to be part of element	PART 27 MEASUREMENT REPORT		Approved by: Technical Manager
Test Report S/N: 1M2101040001-24-R1.A3L	Test Dates: 1/08 - 2/19/2021	EUT Type: Portable Handset		Page 97 of 205

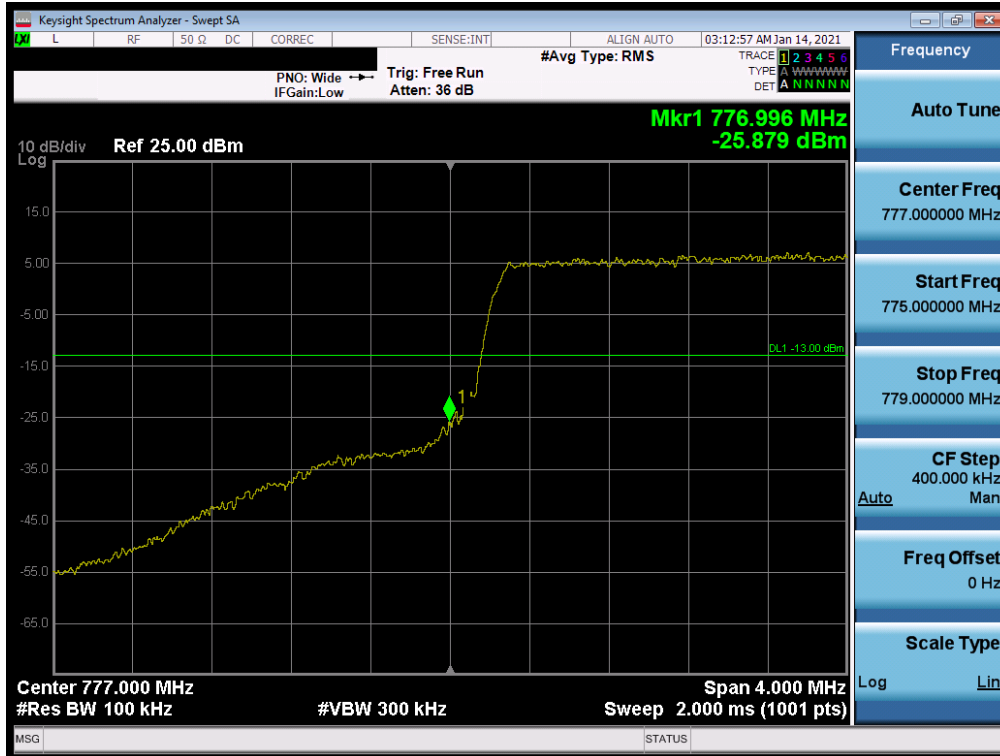


Plot 7-157. Upper Band Edge Plot (LTE Band 13 - 10MHz QPSK – Full RB)

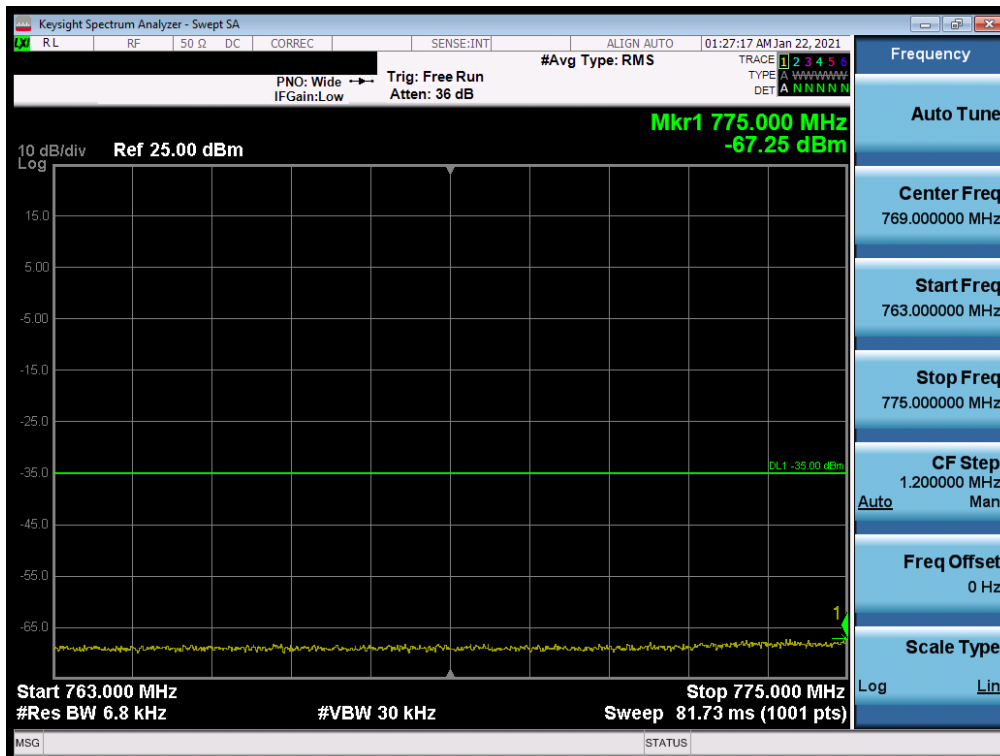


Plot 7-158. Upper Emission Mask Plot (LTE Band 13 - 10MHz QPSK – Full RB)

FCC ID: A3LSMA426U	PCTEST Proud to be part of element	PART 27 MEASUREMENT REPORT	SAMSUNG	Approved by: Technical Manager
Test Report S/N: 1M2101040001-24-R1.A3L	Test Dates: 1/08 - 2/19/2021	EUT Type: Portable Handset		Page 98 of 205

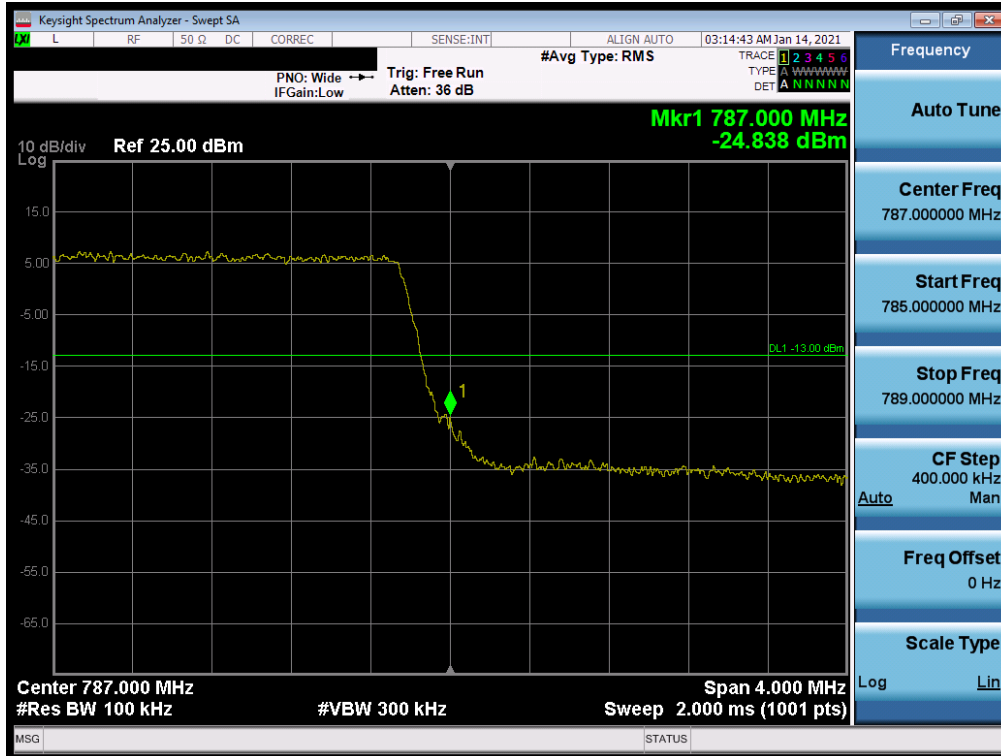


Plot 7-159. Lower Band Edge Plot (LTE Band 13 - 5MHz QPSK – Full RB)

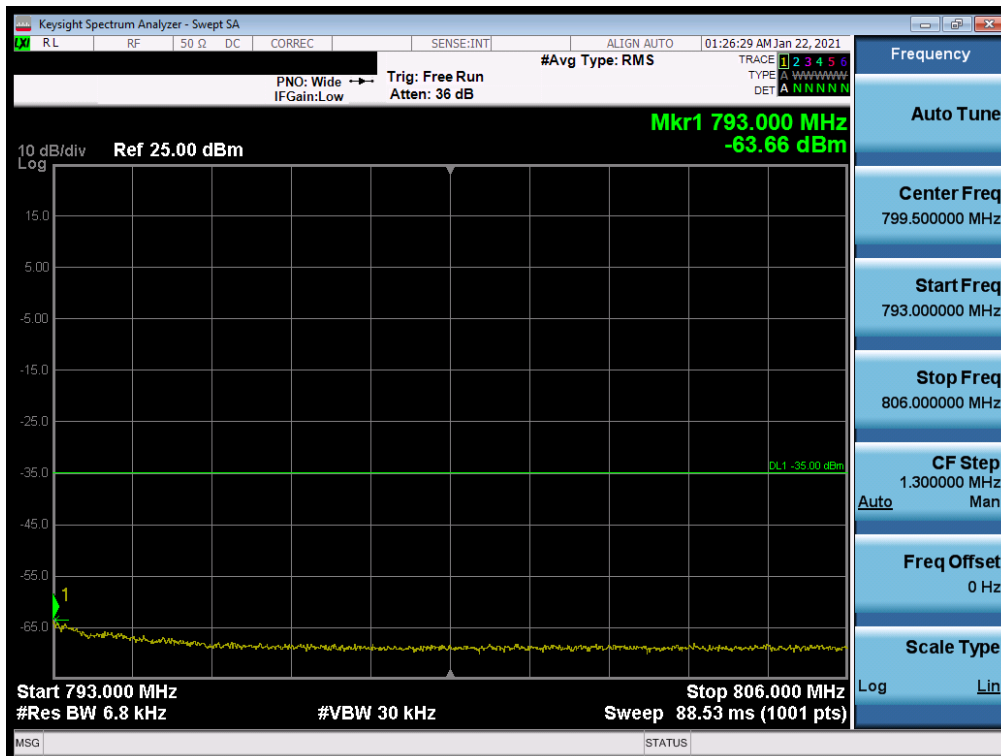


Plot 7-160. Lower Emission Mask Plot (LTE Band 13 - 5MHz QPSK – Full RB)

FCC ID: A3LSMA426U	PCTEST Proud to be part of element	PART 27 MEASUREMENT REPORT		Approved by: Technical Manager
Test Report S/N: 1M2101040001-24-R1.A3L	Test Dates: 1/08 - 2/19/2021	EUT Type: Portable Handset		Page 99 of 205



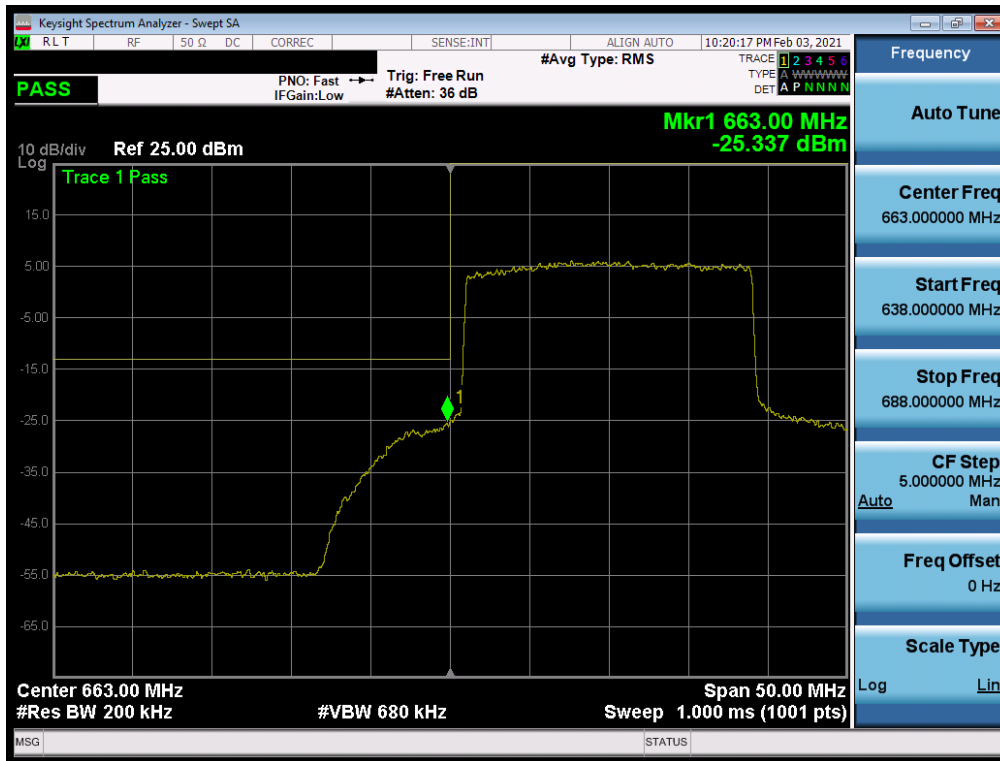
Plot 7-161. Upper Band Edge Plot (LTE Band 13 - 5MHz QPSK – Full RB)



Plot 7-162. Upper Emission Mask Plot (LTE Band 13 - 5MHz QPSK – Full RB)

FCC ID: A3LSMA426U	PCTEST Proud to be part of element	PART 27 MEASUREMENT REPORT		Approved by: Technical Manager
Test Report S/N: 1M2101040001-24-R1.A3L	Test Dates: 1/08 - 2/19/2021	EUT Type: Portable Handset		Page 100 of 205



LTE Band 71

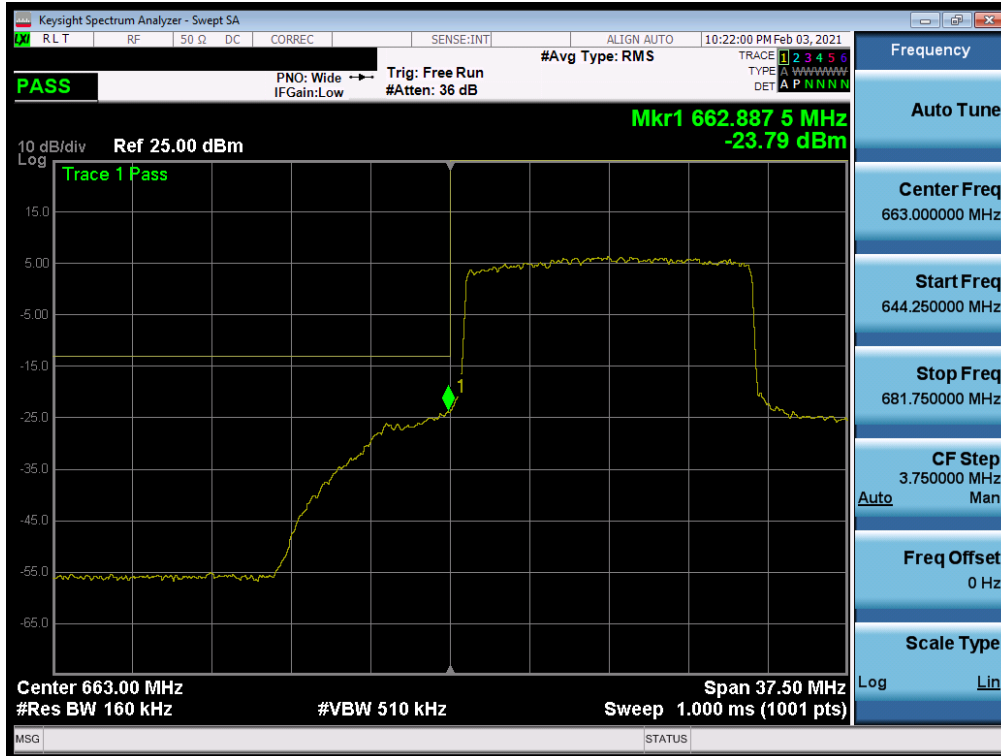


Plot 7-163. Lower Band Edge Plot (LTE Band 71 - 20MHz QPSK – Full RB)



Plot 7-164. Upper Band Edge Plot (LTE Band 71 - 20MHz QPSK – Full RB)

FCC ID: A3LSMA426U	 PCTEST Proud to be part of element	PART 27 MEASUREMENT REPORT		Approved by: Technical Manager
Test Report S/N: 1M2101040001-24-R1.A3L	Test Dates: 1/08 - 2/19/2021	EUT Type: Portable Handset		Page 101 of 205

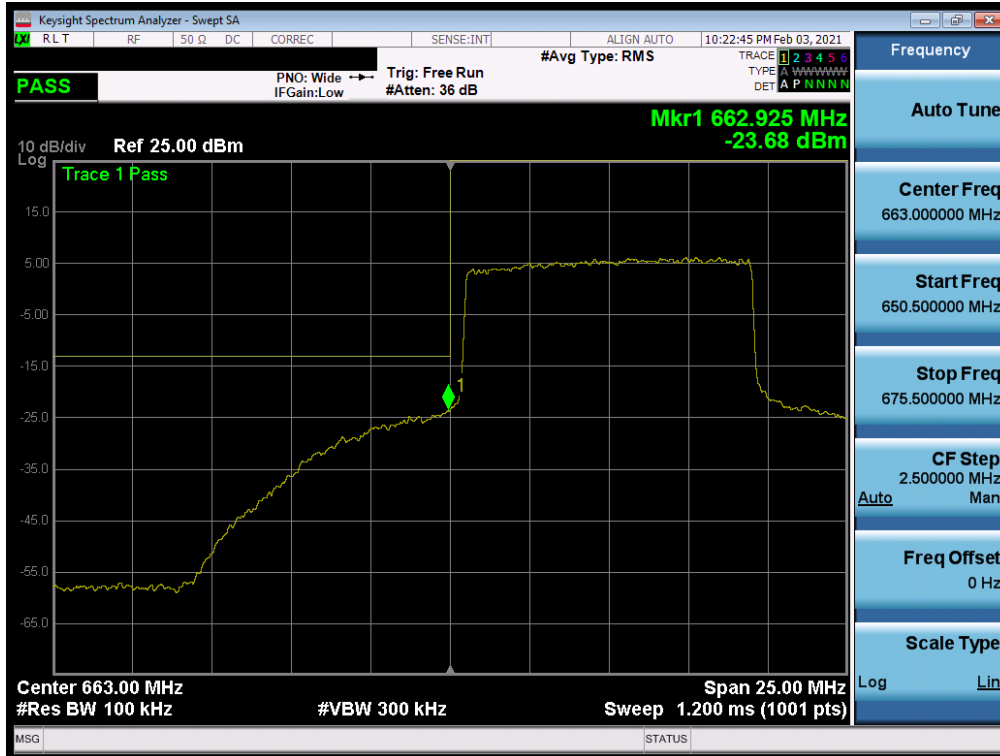


Plot 7-165. Lower Band Edge Plot (LTE Band 71 - 15MHz QPSK – Full RB)



Plot 7-166. Upper Band Edge Plot (LTE Band 71 - 15MHz QPSK – Full RB)

FCC ID: A3LSMA426U	PCTEST Proud to be part of element	PART 27 MEASUREMENT REPORT		Approved by: Technical Manager
Test Report S/N: 1M2101040001-24-R1.A3L	Test Dates: 1/08 - 2/19/2021	EUT Type: Portable Handset		Page 102 of 205

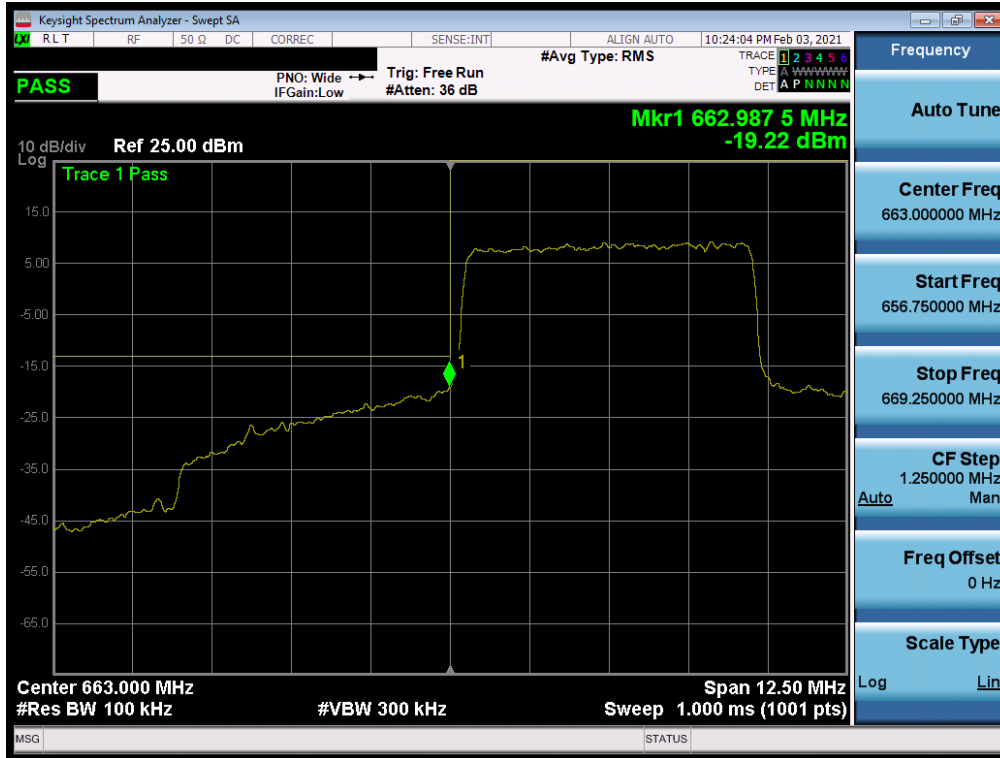


Plot 7-167. Lower Band Edge Plot (LTE Band 71 - 10MHz QPSK – Full RB)



Plot 7-168. Upper Band Edge Plot (LTE Band 71 - 10MHz QPSK – Full RB)

FCC ID: A3LSMA426U	PCTEST Proud to be part of element	PART 27 MEASUREMENT REPORT		Approved by: Technical Manager
Test Report S/N: 1M2101040001-24-R1.A3L	Test Dates: 1/08 - 2/19/2021	EUT Type: Portable Handset		Page 103 of 205



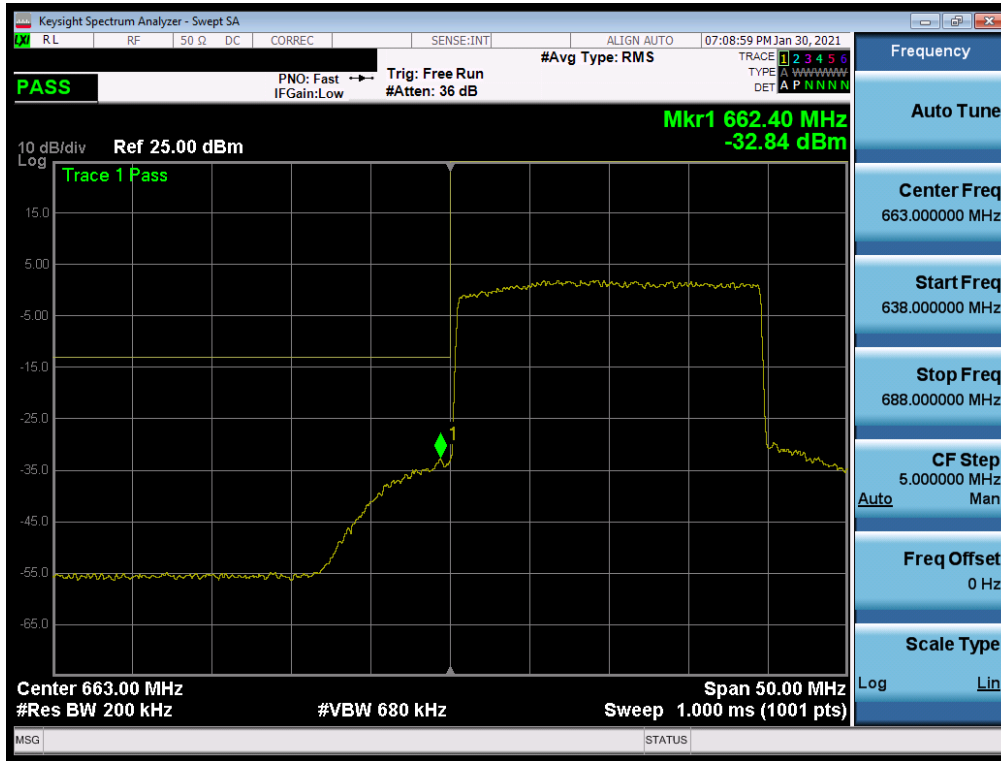
Plot 7-169. Lower Band Edge Plot (LTE Band 71 - 5MHz QPSK – Full RB)



Plot 7-170. Upper Band Edge Plot (LTE Band 71 - 5MHz QPSK – Full RB)

FCC ID: A3LSMA426U	PCTEST Proud to be part of element	PART 27 MEASUREMENT REPORT		Approved by: Technical Manager
Test Report S/N: 1M2101040001-24-R1.A3L	Test Dates: 1/08 - 2/19/2021	EUT Type: Portable Handset		Page 104 of 205

NR Band n71



Plot 7-171. Lower Band Edge Plot (NR Band n71 – 20.0MHz - Full RB)



Plot 7-172. Upper Band Edge Plot (NR Band n71 – 20.0MHz - Full RB)




FCC ID: A3LSMA426U	PCTEST Proud to be part of element	PART 27 MEASUREMENT REPORT	SAMSUNG	Approved by: Technical Manager
Test Report S/N: 1M2101040001-24-R1.A3L	Test Dates: 1/08 - 2/19/2021	EUT Type: Portable Handset		Page 105 of 205



Plot 7-173. Lower Band Edge Plot (NR Band n71 – 15.0MHz - Full RB)

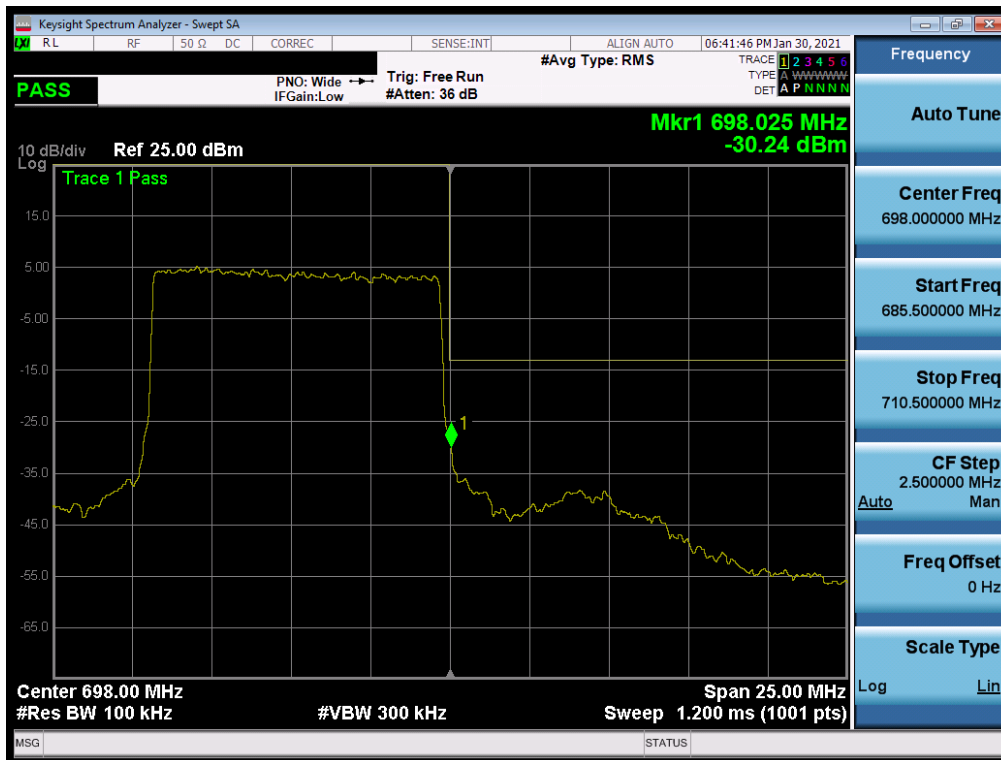


Plot 7-174. Upper Band Edge Plot (NR Band n71 – 15.0MHz - Full RB)

FCC ID: A3LSMA426U	 PCTEST Proud to be part of 	PART 27 MEASUREMENT REPORT		Approved by: Technical Manager
Test Report S/N: 1M2101040001-24-R1.A3L	Test Dates: 1/08 - 2/19/2021	EUT Type: Portable Handset		Page 106 of 205



Plot 7-175. Lower Band Edge Plot (NR Band n71 – 10.0MHz - Full RB)



Plot 7-176. Upper Band Edge Plot (NR Band n71 – 10.0MHz - Full RB)

FCC ID: A3LSMA426U	PCTEST Proud to be part of element	PART 27 MEASUREMENT REPORT		Approved by: Technical Manager
Test Report S/N: 1M2101040001-24-R1.A3L	Test Dates: 1/08 - 2/19/2021	EUT Type: Portable Handset		Page 107 of 205



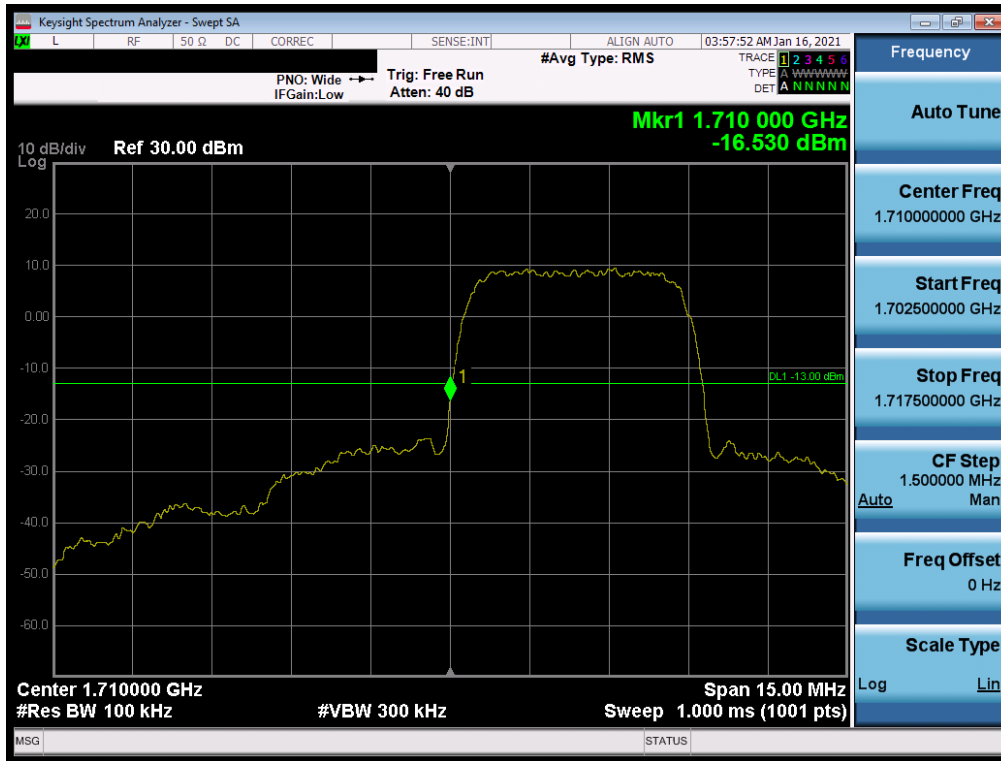
Plot 7-177. Lower Band Edge Plot (NR Band n71 – 5.0MHz - Full RB)



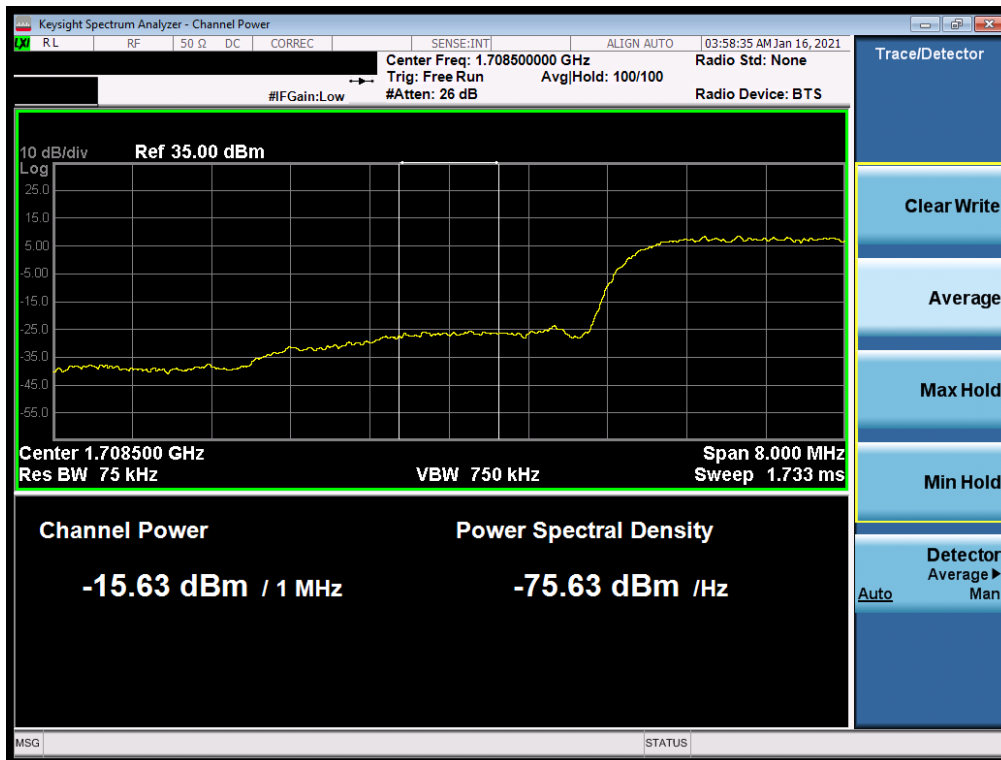
Plot 7-178. Upper Band Edge Plot (NR Band n71 – 5.0MHz - Full RB)

FCC ID: A3LSMA426U	PCTEST Proud to be part of element	PART 27 MEASUREMENT REPORT	SAMSUNG	Approved by: Technical Manager
Test Report S/N: 1M2101040001-24-R1.A3L	Test Dates: 1/08 - 2/19/2021	EUT Type: Portable Handset		Page 108 of 205

WCDMA AWS



Plot 7-179. Lower Band Edge Plot (WCDMA AWS – Ch. 1312)

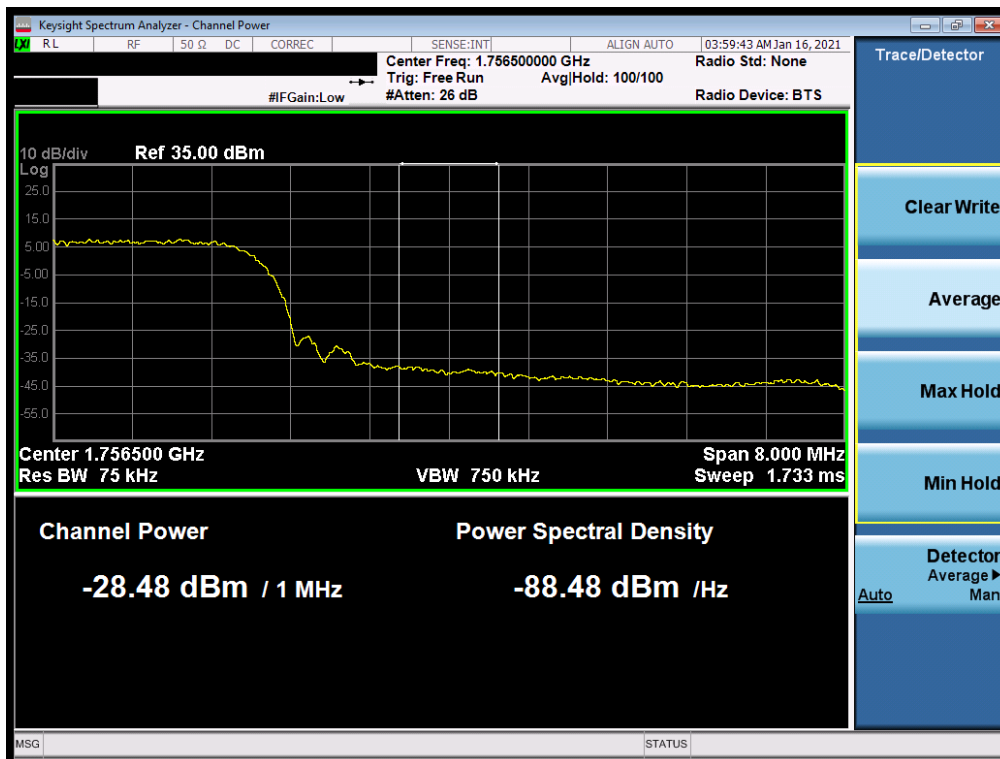


Plot 7-180. Lower Extended Band Edge Plot (WCDMA AWS – Ch. 1312)

FCC ID: A3LSMA426U	PCTEST Proud to be part of element	PART 27 MEASUREMENT REPORT	SAMSUNG	Approved by: Technical Manager
Test Report S/N: 1M2101040001-24-R1.A3L	Test Dates: 1/08 - 2/19/2021	EUT Type: Portable Handset		Page 109 of 205



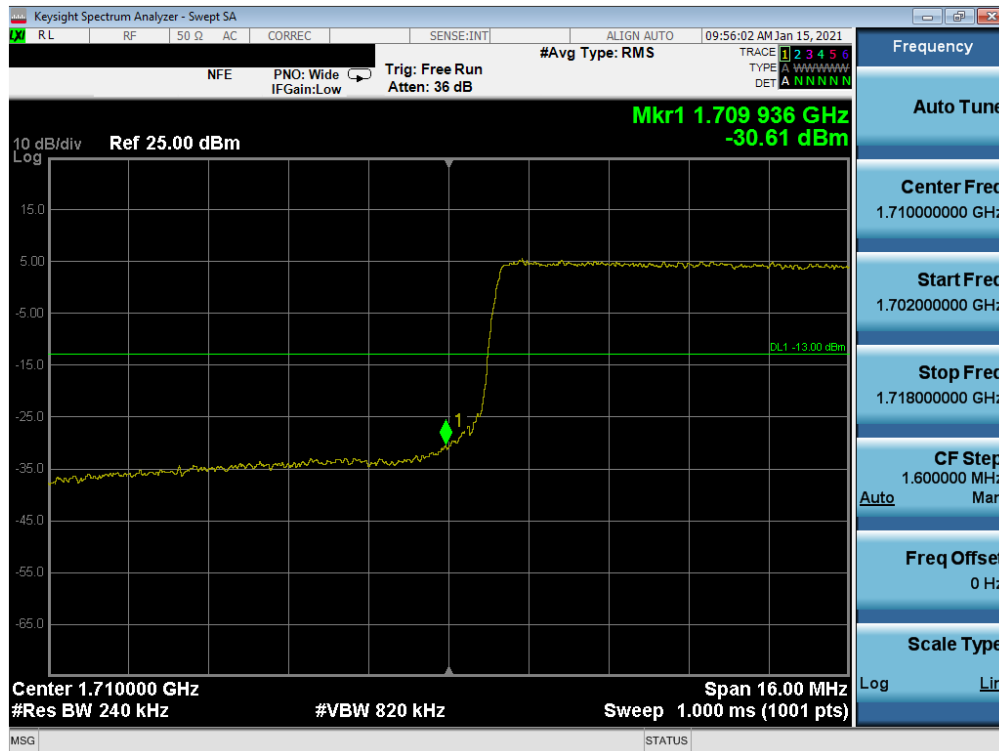
Plot 7-181. Upper Band Edge Plot (WCDMA AWS – Ch. 1513)



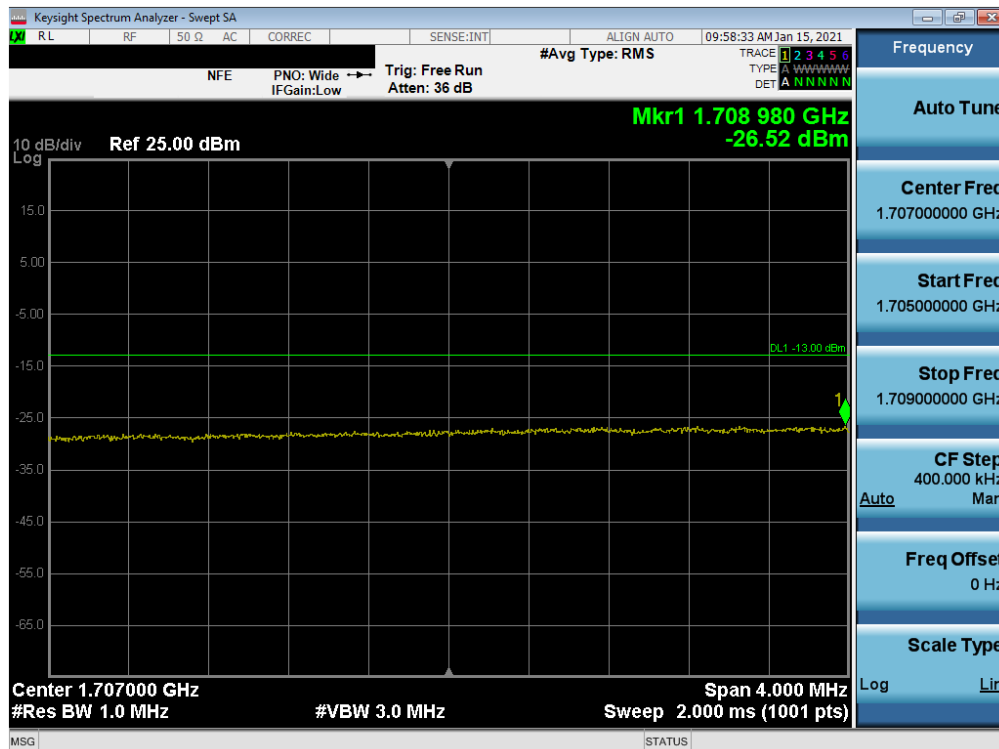
Plot 7-182. Upper Extended Band Edge Plot (WCDMA AWS – Ch. 1513)

FCC ID: A3LSMA426U	PCTEST Proud to be part of element	PART 27 MEASUREMENT REPORT	SAMSUNG	Approved by: Technical Manager
Test Report S/N: 1M2101040001-24-R1.A3L	Test Dates: 1/08 - 2/19/2021	EUT Type: Portable Handset		Page 110 of 205

LTE Band 66/4



Plot 7-183. Lower Band Edge Plot (LTE Band 66/4 - 20MHz QPSK – Full RB)

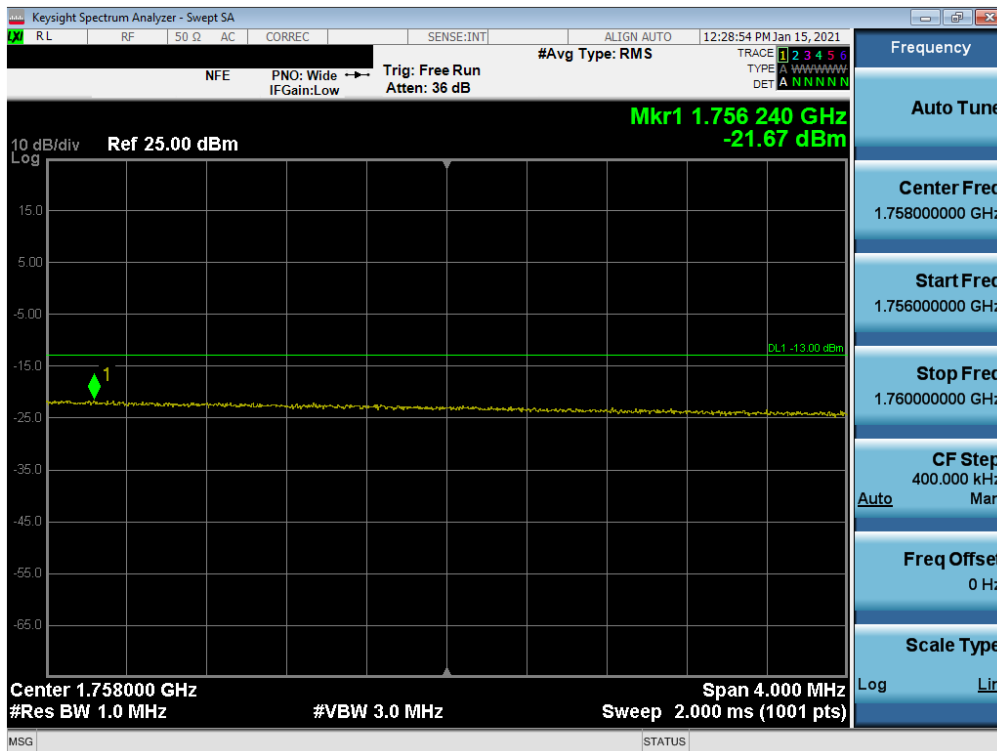


Plot 7-184. Lower Extended Band Edge Plot (LTE Band 66/4 - 20MHz QPSK – Full RB)

FCC ID: A3LSMA426U	PCTEST Proud to be part of element	PART 27 MEASUREMENT REPORT		Approved by: Technical Manager
Test Report S/N: 1M2101040001-24-R1.A3L	Test Dates: 1/08 - 2/19/2021	EUT Type: Portable Handset		Page 111 of 205

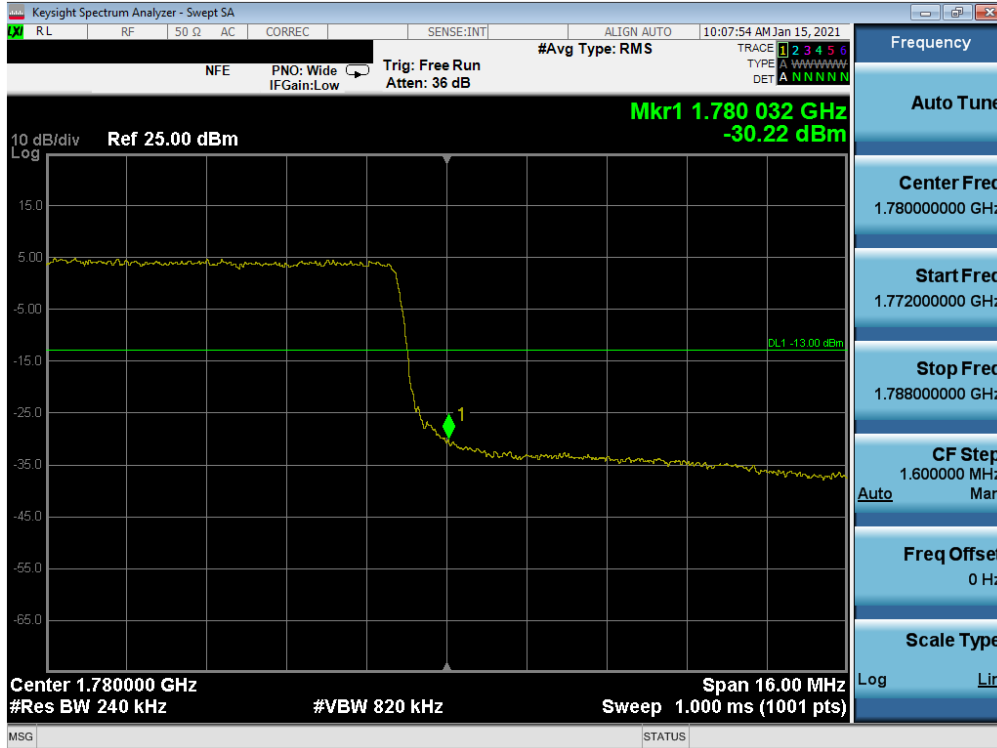


Plot 7-185. Upper Band Edge Plot (LTE Band 4 - 20MHz QPSK – Full RB)

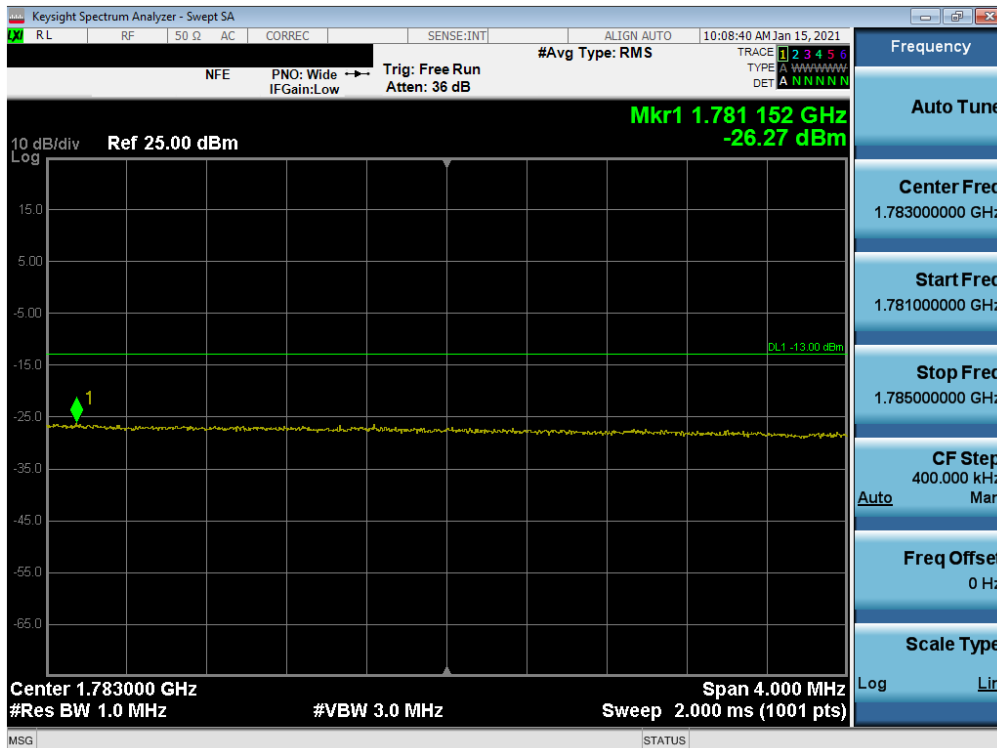


Plot 7-186. Upper Extended Band Edge Plot (LTE Band 4 - 20MHz QPSK – Full RB)

FCC ID: A3LSMA426U	PCTEST Proud to be part of element	PART 27 MEASUREMENT REPORT	SAMSUNG	Approved by: Technical Manager
Test Report S/N: 1M2101040001-24-R1.A3L	Test Dates: 1/08 - 2/19/2021	EUT Type: Portable Handset		Page 112 of 205

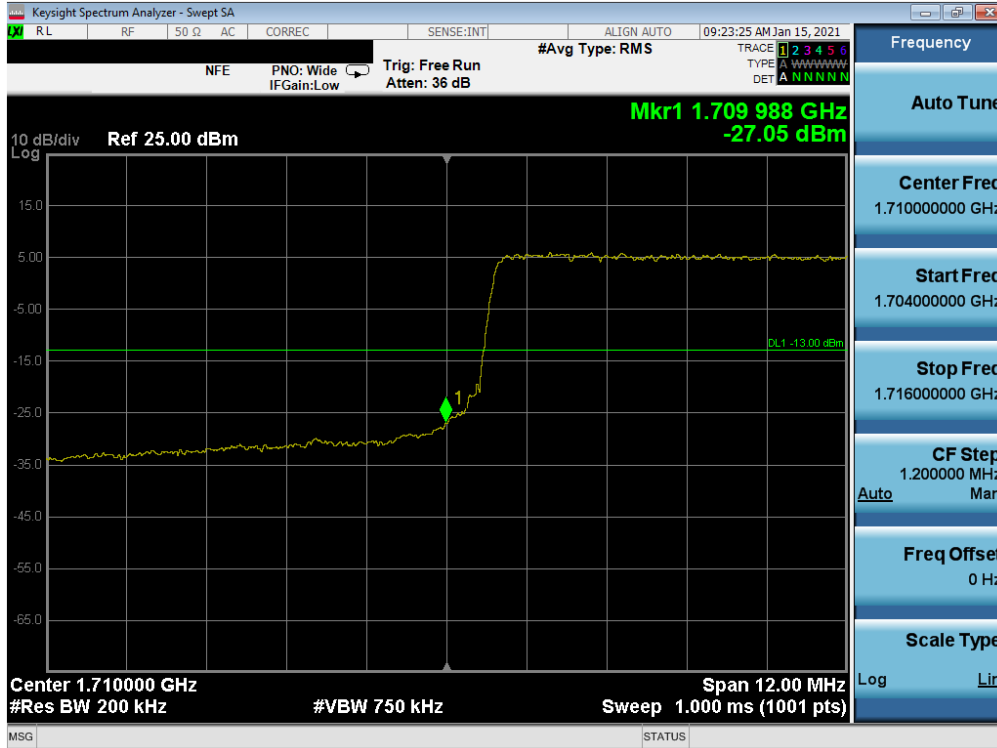


Plot 7-187. Upper Band Edge Plot (LTE Band 66 - 20MHz QPSK – Full RB)



Plot 7-188. Channel Edge Plot (LTE Band 66 - 20MHz QPSK – Full RB)



FCC ID: A3LSMA426U	PCTEST Proud to be part of element	PART 27 MEASUREMENT REPORT		Approved by: Technical Manager
Test Report S/N: 1M2101040001-24-R1.A3L	Test Dates: 1/08 - 2/19/2021	EUT Type: Portable Handset		Page 113 of 205



Plot 7-189. Lower Band Edge Plot (LTE Band 66/4 - 15MHz QPSK – Full RB)



Plot 7-190. Lower Extended Band Edge Plot (LTE Band 66/4 - 15MHz QPSK – Full RB)

FCC ID: A3LSMA426U	 PART 27 MEASUREMENT REPORT		Approved by: Technical Manager
Test Report S/N: 1M2101040001-24-R1.A3L	Test Dates: 1/08 - 2/19/2021	EUT Type: Portable Handset	Page 114 of 205

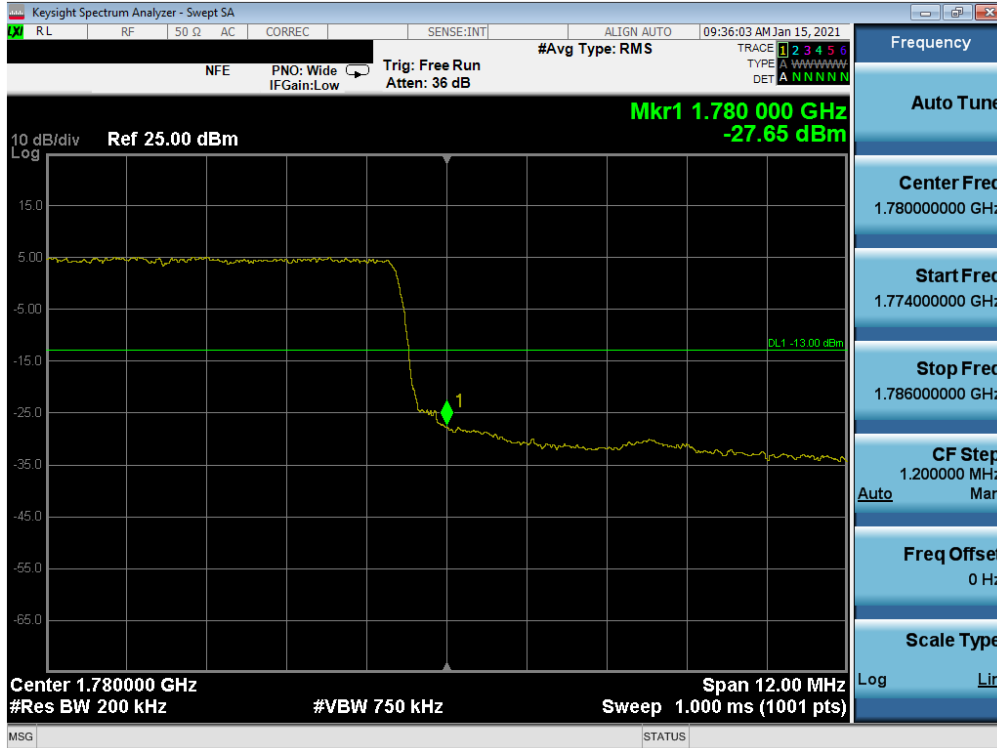


Plot 7-191. Upper Band Edge Plot (LTE Band 4 - 15MHz QPSK – Full RB)

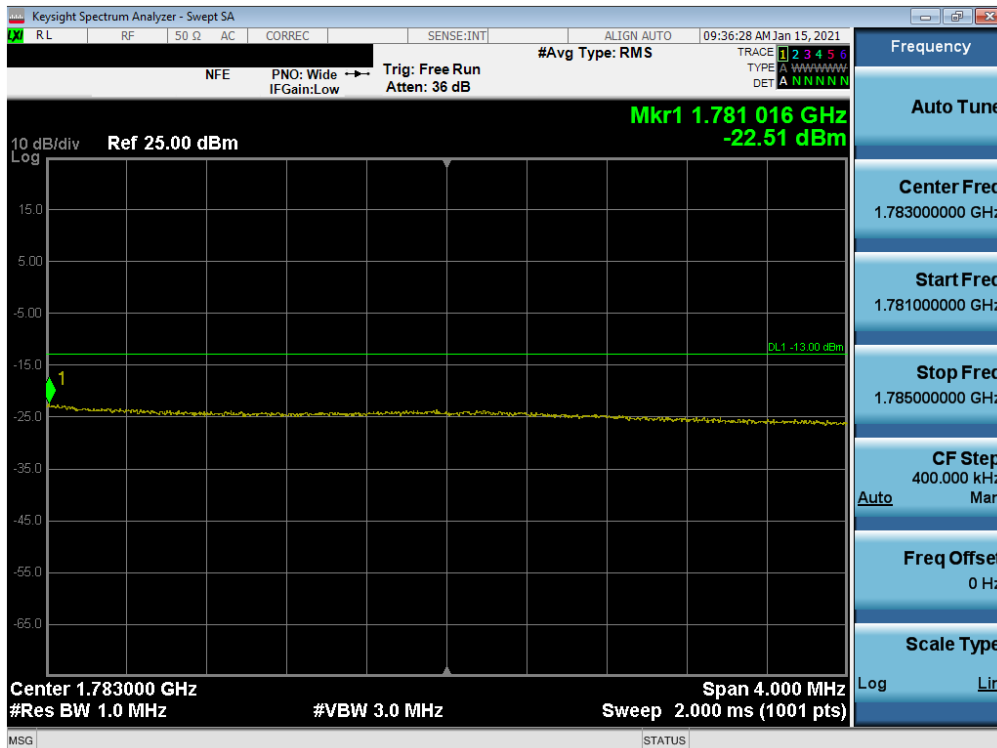


Plot 7-192. Upper Extended Band Edge Plot (LTE Band 4 - 15MHz QPSK – Full RB)

FCC ID: A3LSMA426U	PCTEST Proud to be part of element	PART 27 MEASUREMENT REPORT		Approved by: Technical Manager
Test Report S/N: 1M2101040001-24-R1.A3L	Test Dates: 1/08 - 2/19/2021	EUT Type: Portable Handset		Page 115 of 205

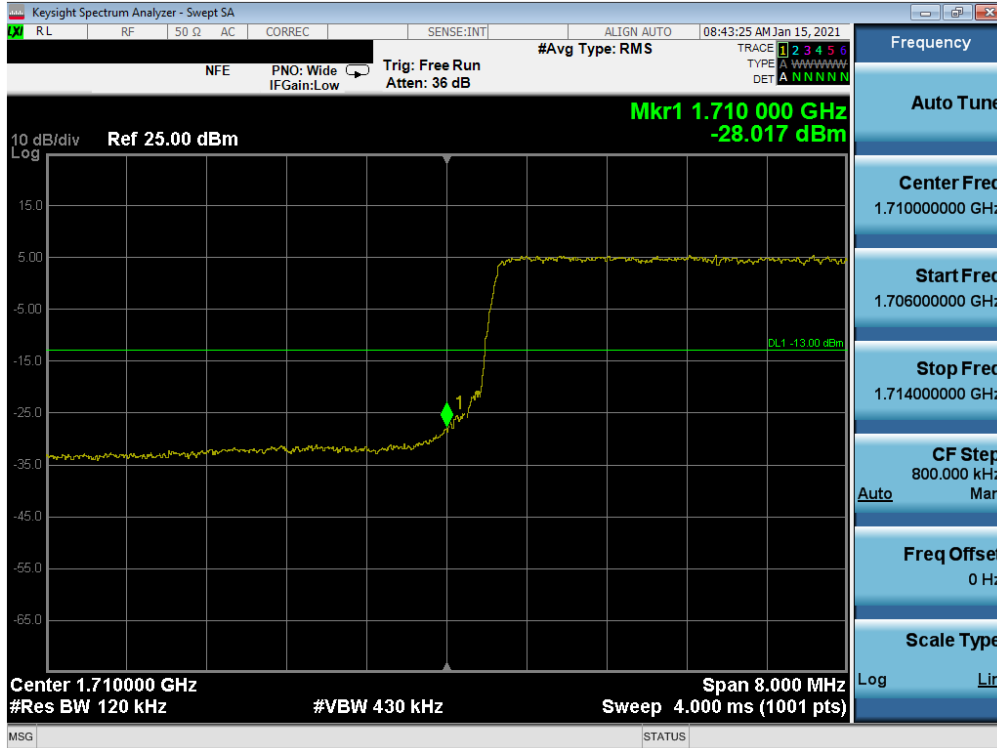


Plot 7-193. Upper Band Edge Plot (LTE Band 66 - 15MHz QPSK – Full RB)

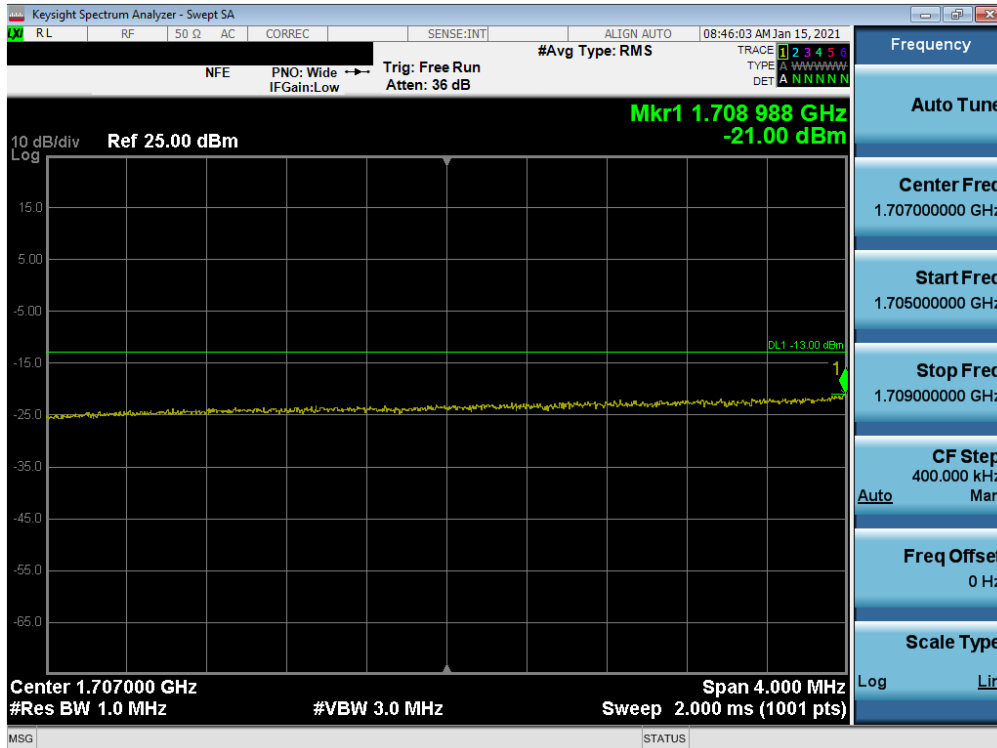


Plot 7-194. Upper Extended Band Edge Plot (LTE Band 66 - 15MHz QPSK – Full RB)

FCC ID: A3LSMA426U	PCTEST Proud to be part of element	PART 27 MEASUREMENT REPORT	SAMSUNG	Approved by: Technical Manager
Test Report S/N: 1M2101040001-24-R1.A3L	Test Dates: 1/08 - 2/19/2021	EUT Type: Portable Handset		Page 116 of 205

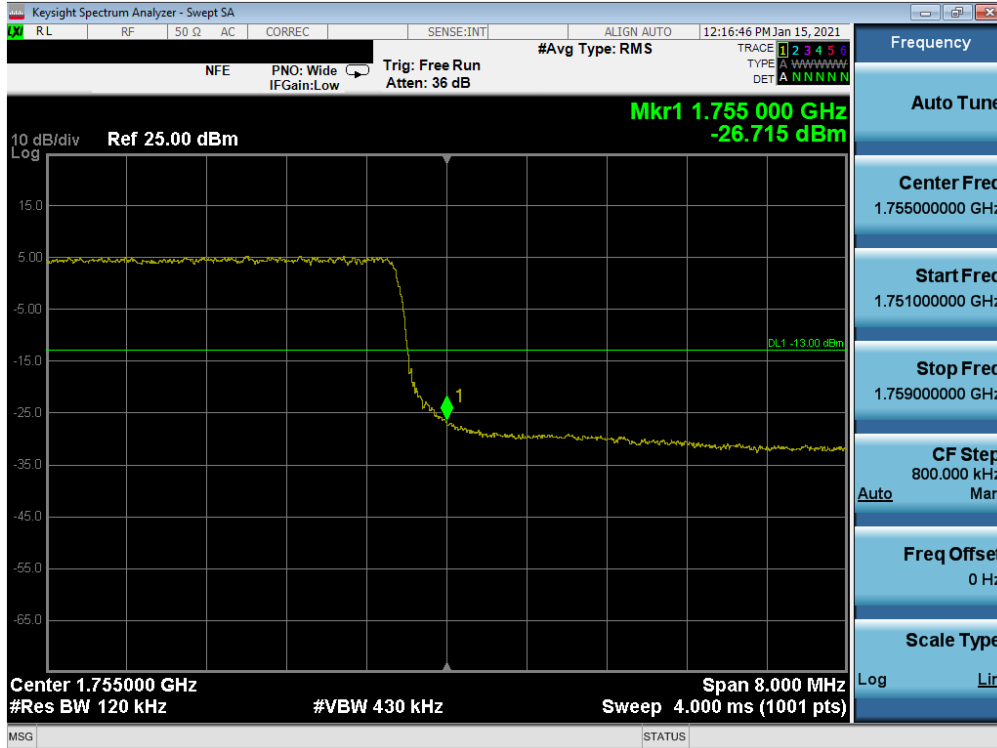


Plot 7-195. Lower Band Edge Plot (LTE Band 66/4 - 10MHz QPSK – Full RB)

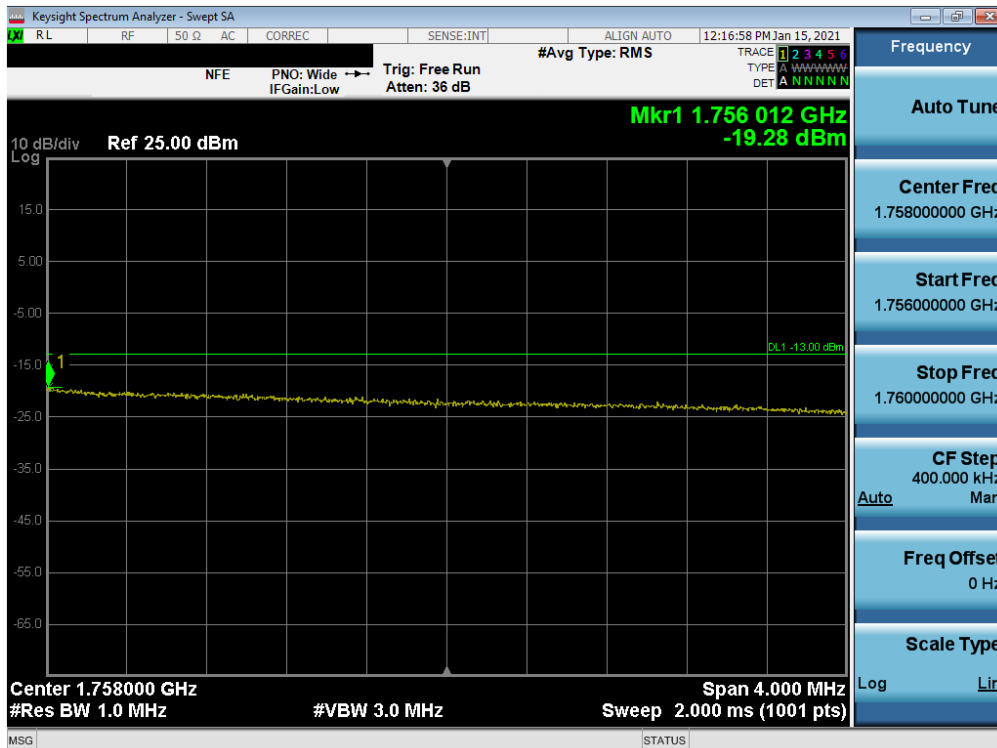


Plot 7-196. Lower Extended Band Edge Plot (LTE Band 66/4 - 10MHz QPSK – Full RB)

FCC ID: A3LSMA426U	PCTEST Proud to be part of element	PART 27 MEASUREMENT REPORT	SAMSUNG	Approved by: Technical Manager
Test Report S/N: 1M2101040001-24-R1.A3L	Test Dates: 1/08 - 2/19/2021	EUT Type: Portable Handset		Page 117 of 205

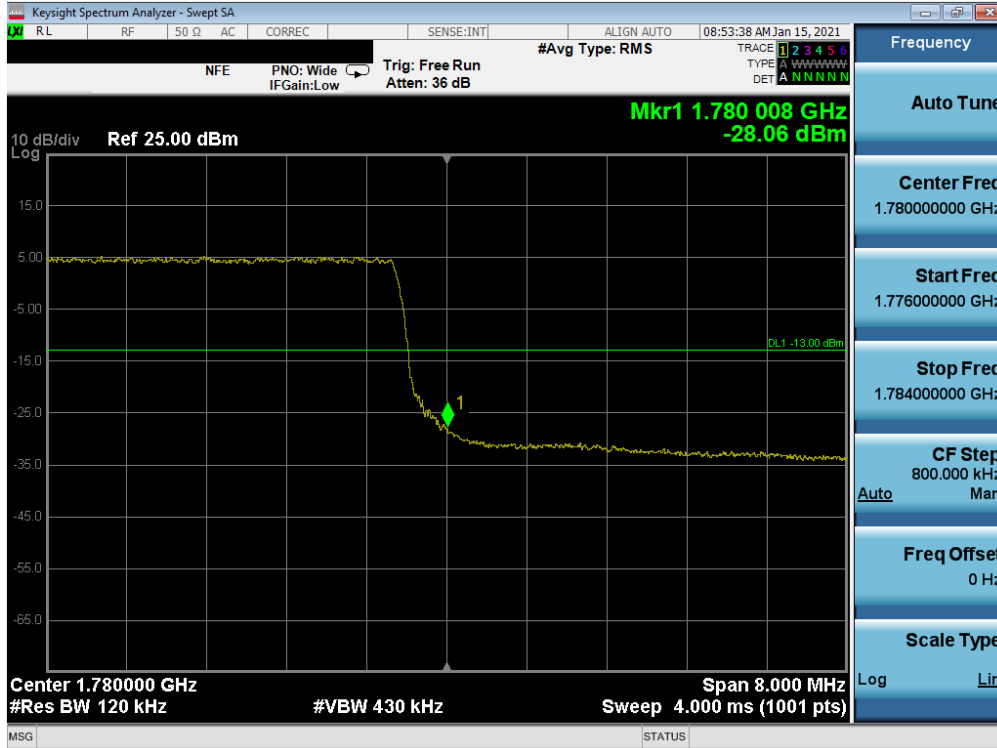


Plot 7-197. Upper Band Edge Plot (LTE Band 4 - 10MHz QPSK – Full RB)

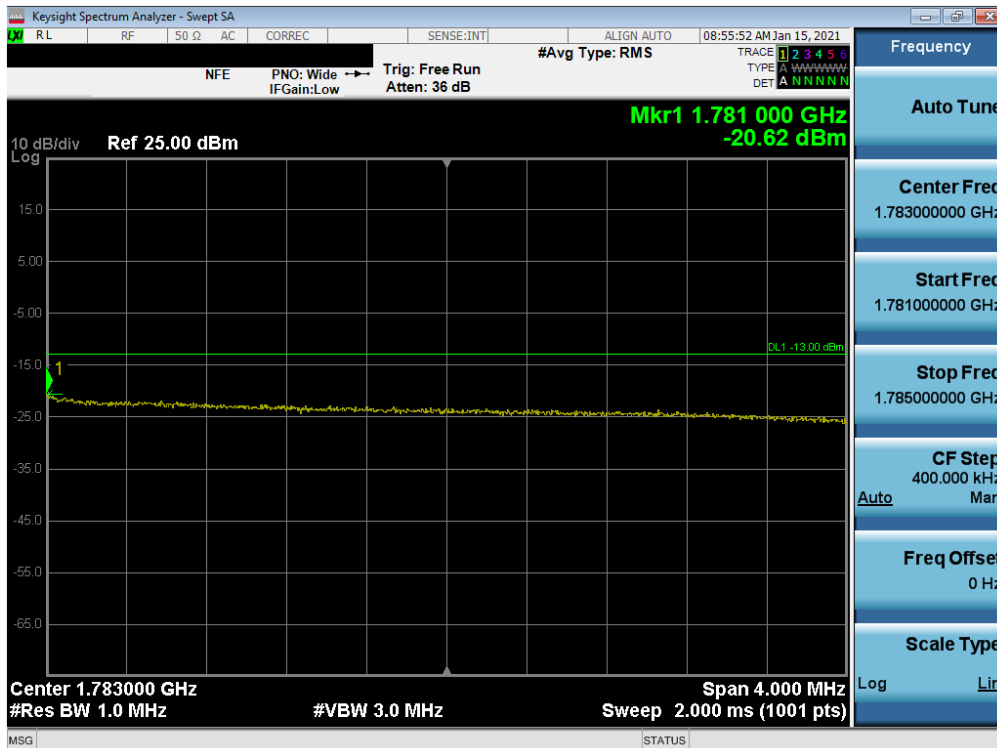


Plot 7-198. Upper Extended Band Edge Plot (LTE Band 4 - 10MHz QPSK – Full RB)

FCC ID: A3LSMA426U	PCTEST Proud to be part of element	PART 27 MEASUREMENT REPORT		Approved by: Technical Manager
Test Report S/N: 1M2101040001-24-R1.A3L	Test Dates: 1/08 - 2/19/2021	EUT Type: Portable Handset		Page 118 of 205

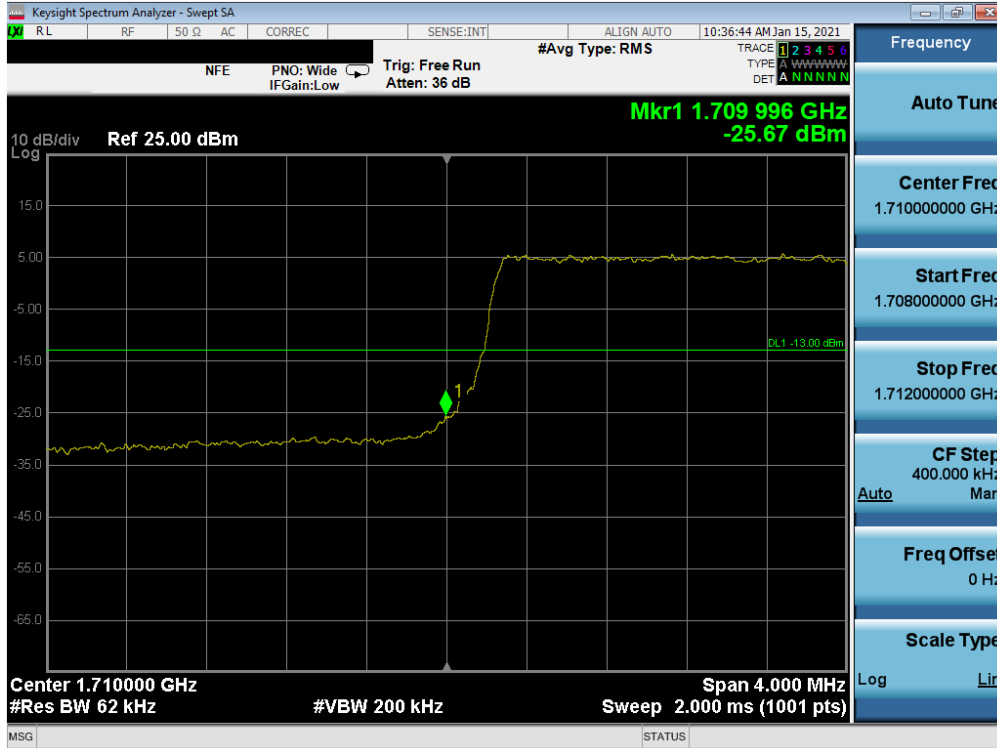


Plot 7-199. Upper Band Edge Plot (LTE Band 66 - 10MHz QPSK – Full RB)

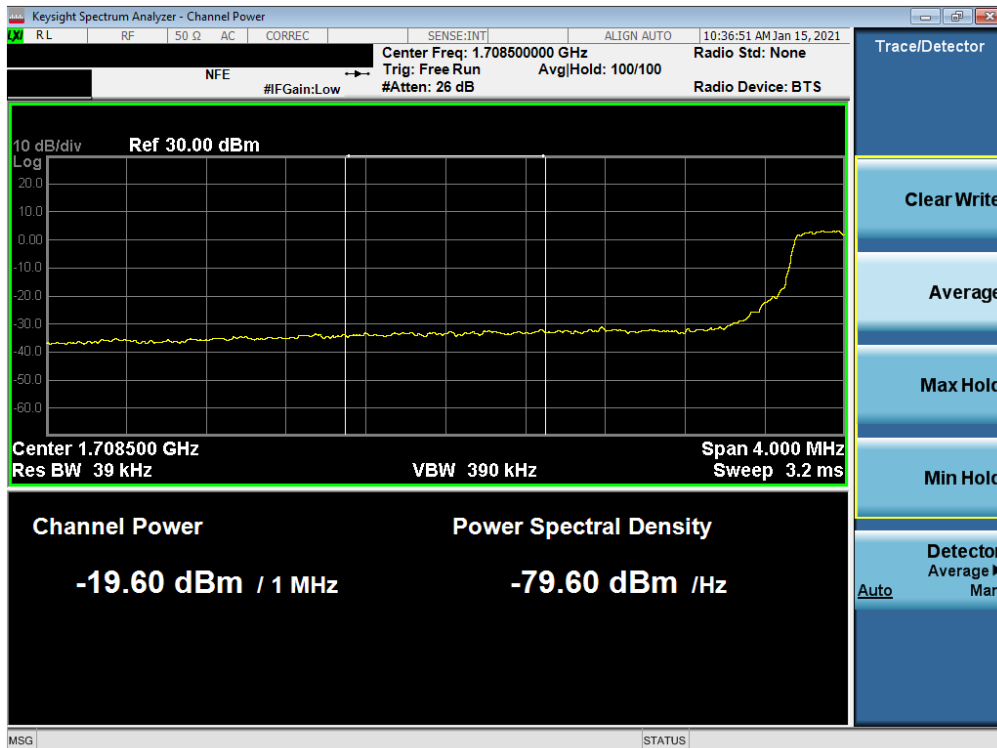


Plot 7-200. Upper Extended Band Edge Plot (LTE Band 66 - 10MHz QPSK – Full RB)

FCC ID: A3LSMA426U	PCTEST Proud to be part of element	PART 27 MEASUREMENT REPORT		Approved by: Technical Manager
Test Report S/N: 1M2101040001-24-R1.A3L	Test Dates: 1/08 - 2/19/2021	EUT Type: Portable Handset		Page 119 of 205



Plot 7-201. Lower Band Edge Plot (LTE Band 66/4 - 5MHz QPSK – Full RB)



Plot 7-202. Lower Extended Band Edge Plot (LTE Band 66/4 - 5MHz QPSK – Full RB)

FCC ID: A3LSMA426U	PCTEST Proud to be part of element	PART 27 MEASUREMENT REPORT	SAMSUNG	Approved by: Technical Manager
Test Report S/N: 1M2101040001-24-R1.A3L	Test Dates: 1/08 - 2/19/2021	EUT Type: Portable Handset		Page 120 of 205