


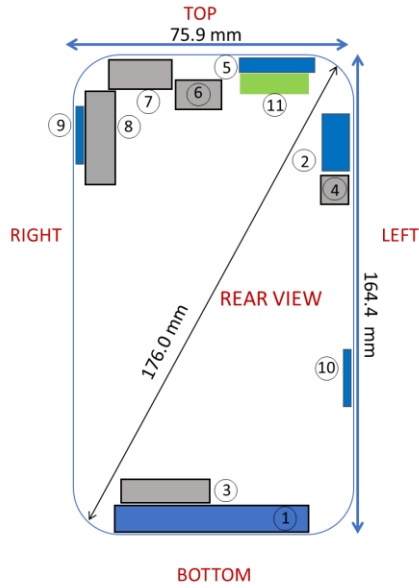


APPENDIX E: DUT ANTENNA DIAGRAM & SAR TEST SETUP PHOTOGRAPHS



FCC ID A3LSMA426U	 PCTEST <small>Proud to be part of </small>	SAR EVALUATION REPORT		Approved by: Quality Manager
Test Dates: 01/12/21 – 02/19/21	DUT Type: Portable Handset			APPENDIX E: Page 1 of 14

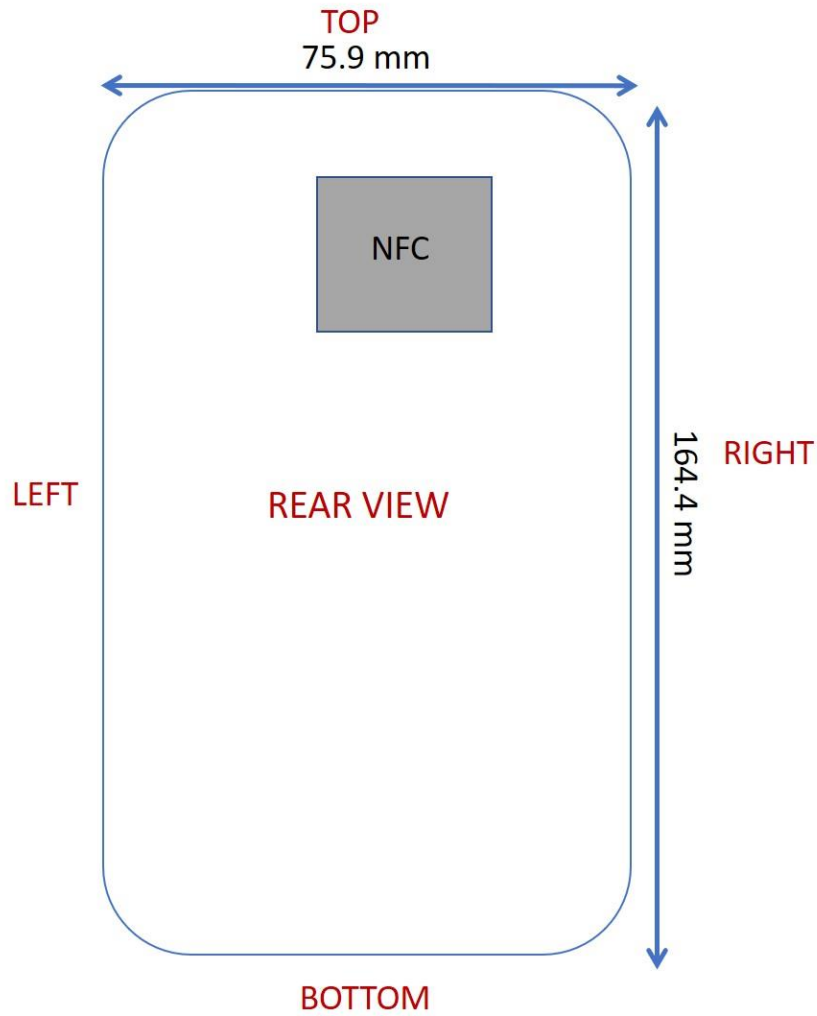


- 1. Main1 Ant Tx/Rx
 - 1. CDMA/EVDO BCO/1/10
 - 2. GSM/GPRS/EDGE 850/1900
 - 3. WCDMA B5/4/2
 - 4. LTE B71/12/13/14/5/26/66/4/25/2
 - 5. LTE B29 Rx Only
 - 6. NR n71/5/66/25/2
 - 7. LTE B41/48 PRX MIMO
 - 8. NR n41/77 PRX MIMO
- 2. Main2 Ant Tx/Rx
 - 1. LTE B30/7/41
 - 2. NR n41 Tx
- 3. Main3/4 Ant Rx only
 - 1. LTE B66/4/25/2 PRX MIMO
 - 2. NR n66/25/2 PRX MIMO
- 4. Sub3 Ant Rx only
- 5. Sub4 Ant Tx/Rx
 - 1. LTE B48
 - 2. NR n77
- 6. Sub5 Ant Rx Only
 - 1. LTE B48 DRX
 - 2. LTE B41 DRX MIMO
 - 3. NR n77 DRX
 - 4. NR n41 DRX MIMO
- 7. Sub1 Ant Rx Only
 - 1. CDMA BCO/1/10
 - 2. GSM/GPRS/EDGE 850/1900
 - 3. WCDMA B5/4/2
 - 4. LTE B71/12/13/14/5/26/66/4/25/2/30/7/41
 - 5. NR N71/5/66/25/2/41
 - 6. LTE B29 Rx Only
- 8. Sub2 Ant Rx only
 - 1. LTE B48 DRX MIMO
 - 2. NR n77 DRX MIMO
 - 3. LTE B66/4/25/2 DRX MIMO
 - 4. NR n66/25/2 DRX MIMO
- 9. mmWave Ant L Tx/Rx
 - 1. NR n260/261
- 10. mmWave Ant R Tx/Rx
 - 1. NR n260/261
- 11. WIFI/BT/GPS Ant Tx/Rx
 - 1. GPS Rx Only
 - 2. 2.4 GHz Bluetooth
 - 3. 2.4 GHz WLAN
 - 4. 5 GHz WLAN
 - 5. LTE B46 Rx Only



Note: Exact antenna dimensions and separation distances are shown in the Technical Descriptions in the FCC Filing.


Figure E-1
DUT Antenna Locations

FCC ID A3LSMA426U		SAR EVALUATION REPORT	 Approved by: Quality Manager
Test Dates: 01/12/21 – 02/19/21	DUT Type: Portable Handset	APPENDIX E: Page 2 of 14	




**Figure E-2
NFC Antenna Locations**



FCC ID A3LSMA426U	 <small>Proud to be part of Samsung</small>	SAR EVALUATION REPORT	 Approved by: Quality Manager
Test Dates: 01/12/21 – 02/19/21	DUT Type: Portable Handset	APPENDIX E: Page 3 of 14	



SAR Test Setup Photo 1 – Right Cheek




SAR Test Setup Photo 2 – Right Tilt



FCC ID A3LSMA426U	 <small>Proud to be part of element</small>	SAR EVALUATION REPORT	 Approved by: Quality Manager
Test Dates: 01/12/21 – 02/19/21	DUT Type: Portable Handset	APPENDIX E: Page 4 of 14	




SAR Test Setup Photo 3 – Left Cheek



SAR Test Setup Photo 4 – Left Tilt


FCC ID A3LSMA426U	 <small>Proud to be part of element</small>	SAR EVALUATION REPORT		Approved by: Quality Manager
Test Dates: 01/12/21 – 02/19/21	DUT Type: Portable Handset			APPENDIX E: Page 5 of 14




SAR Test Setup Photo 5 – Back Side at 15mm



SAR Test Setup Photo 6 – Back Side at 15mm with headphones



<p>FCC ID A3LSMA426U</p>		<p>SAR EVALUATION REPORT</p>	<p>Approved by: Quality Manager</p>
<p>Test Dates: 01/12/21 – 02/19/21</p>	<p>DUT Type: Portable Handset</p>	<p>APPENDIX E: Page 6 of 14</p>	



SAR Test Setup Photo 7 – Back Side at 10mm




SAR Test Setup Photo 8 – Back Side at 7mm



FCC ID A3LSMA426U	 <small>Proud to be part of element</small>	SAR EVALUATION REPORT	 Approved by: Quality Manager
Test Dates: 01/12/21 – 02/19/21	DUT Type: Portable Handset		APPENDIX E: Page 7 of 14



SAR Test Setup Photo 9 – Back Side at 0mm



SAR Test Setup Photo 10 – Front Side at 10mm



FCC ID A3LSMA426U	 <small>Proud to be part of element</small>	SAR EVALUATION REPORT		Approved by: Quality Manager
Test Dates: 01/12/21 – 02/19/21	DUT Type: Portable Handset			APPENDIX E: Page 8 of 14




SAR Test Setup Photo 11 – Front Side at 0mm




SAR Test Setup Photo 12 – Top Edge at 10mm



<p>FCC ID A3LSMA426U</p>		<p>SAR EVALUATION REPORT</p>	 <p>Approved by: Quality Manager</p>
<p>Test Dates: 01/12/21 – 02/19/21</p>	<p>DUT Type: Portable Handset</p>	<p>APPENDIX E: Page 9 of 14</p>	




SAR Test Setup Photo 13 – Top Edge at 0mm




SAR Test Setup Photo 14 – Bottom Edge at 10mm



FCC ID A3LSMA426U	 <small>Proud to be part of element</small>	SAR EVALUATION REPORT	 Approved by: Quality Manager
Test Dates: 01/12/21 – 02/19/21	DUT Type: Portable Handset	APPENDIX E: Page 10 of 14	




SAR Test Setup Photo 15 – Bottom Edge at 0mm




SAR Test Setup Photo 16 – Right Edge at 10mm


FCC ID A3LSMA426U	 <small>Proud to be part of element</small>	SAR EVALUATION REPORT	 Approved by: Quality Manager
Test Dates: 01/12/21 – 02/19/21	DUT Type: Portable Handset	APPENDIX E: Page 11 of 14	



SAR Test Setup Photo 17 – Right Edge at 0mm




SAR Test Setup Photo 18 – Left Edge at 10mm



<p>FCC ID A3LSMA426U</p>		<p>SAR EVALUATION REPORT</p>	<p>Approved by: Quality Manager</p>
<p>Test Dates: 01/12/21 – 02/19/21</p>	<p>DUT Type: Portable Handset</p>	<p>APPENDIX E: Page 12 of 14</p>	

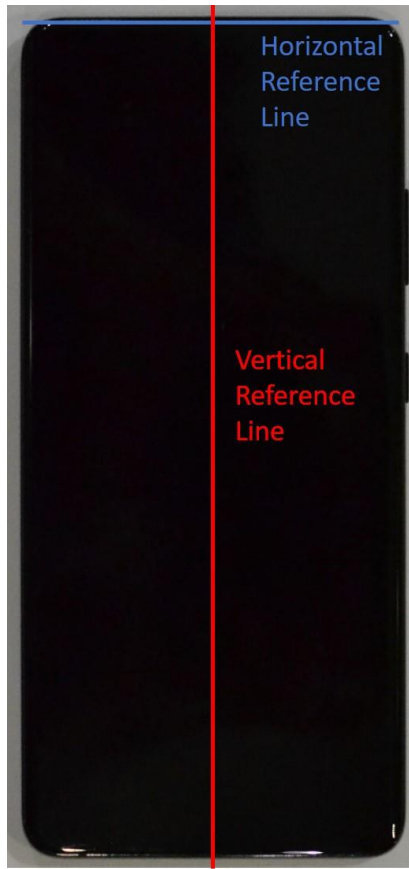


SAR Test Setup Photo 19 – Left Edge at 6mm






SAR Test Setup Photo 20 – Left Edge at 0mm

<p>FCC ID A3LSMA426U</p>		<p>SAR EVALUATION REPORT</p>		<p>Approved by: Quality Manager</p>
<p>Test Dates: 01/12/21 – 02/19/21</p>	<p>DUT Type: Portable Handset</p>			<p>APPENDIX E: Page 13 of 14</p>



SAR Test Setup Photo 21 – Horizontal and Vertical Reference Lines

FCC ID A3LSMA426U	 <small>Proud to be part of</small> 	SAR EVALUATION REPORT		Approved by: Quality Manager
Test Dates: 01/12/21 – 02/19/21	DUT Type: Portable Handset	APPENDIX E: Page 14 of 14		