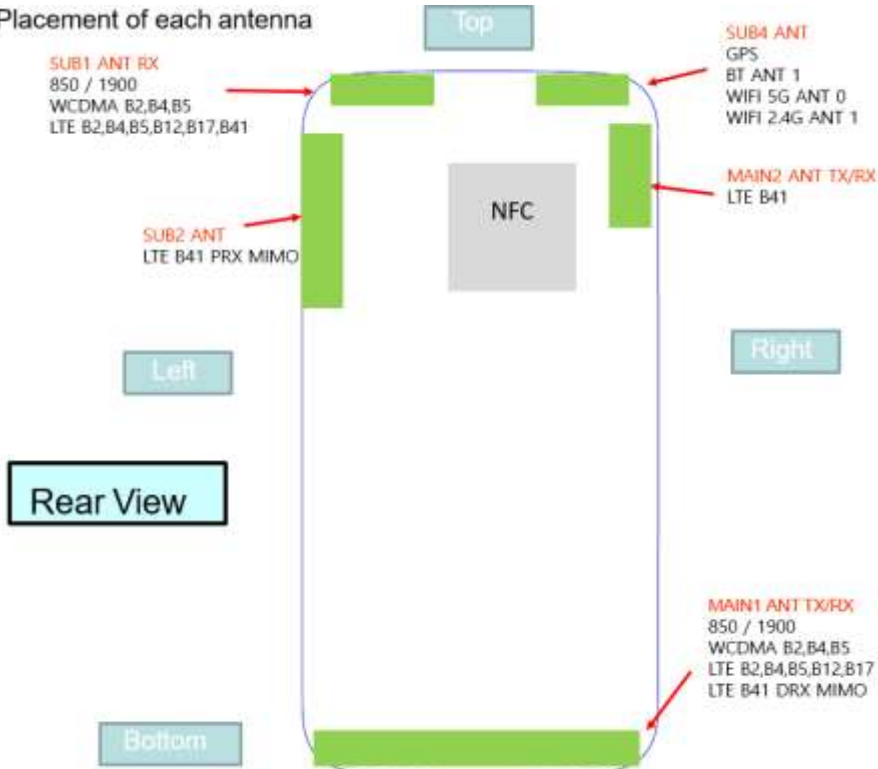


## Appendix A

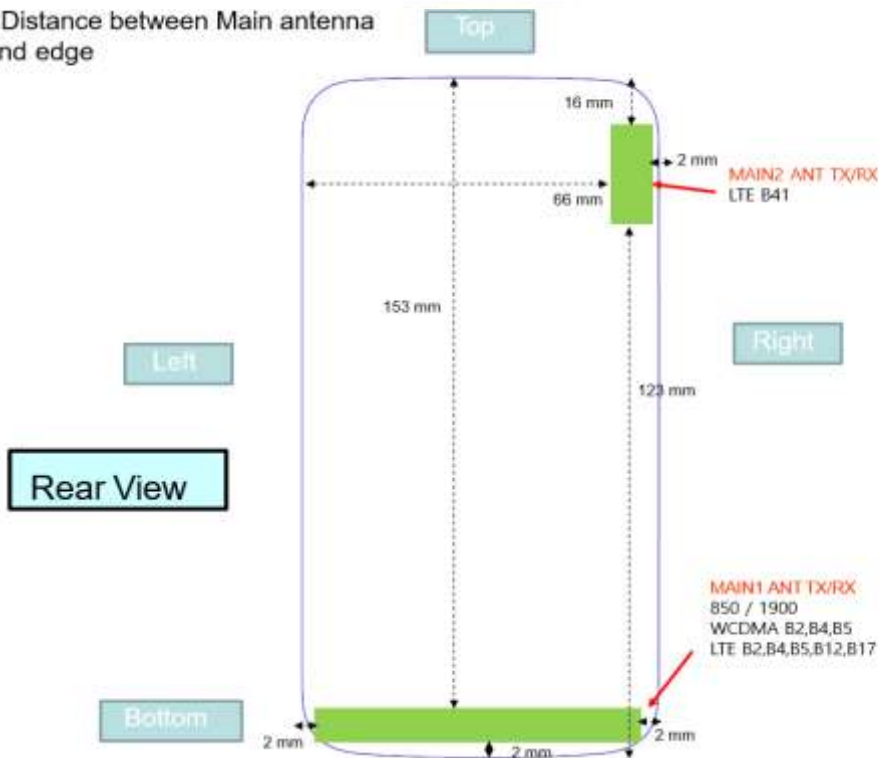
**- DUT Antenna Information and SAR Test SETUP PHOTOGRAPHS**

**- DUT Antenna Information**

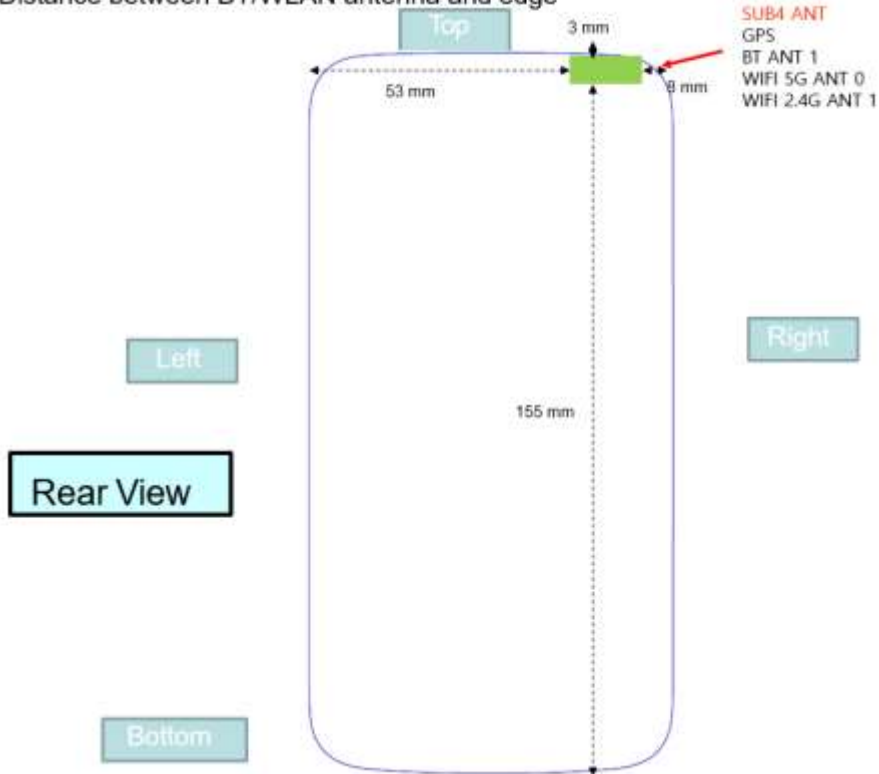
\* Placement of each antenna



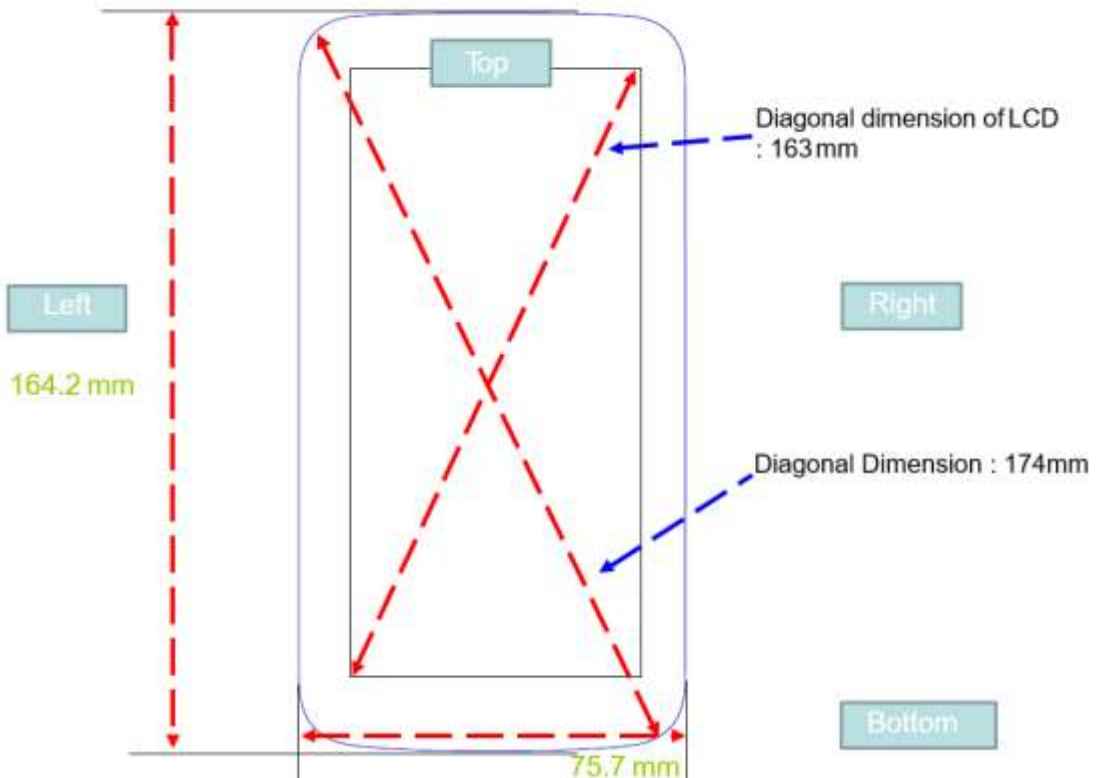
\* Distance between Main antenna and edge




\* Distance between BT/WLAN antenna and edge



\* Diagonal dimension of display and device



1. Head  
1.1 Left All



1.2 Left Touch / Left Tilt



1.3 Right All



1.4 Right Touch / Right Tilt




## 2. Body

### 2.1 Body All





2.2 Body Rear



Distance of 10 mm from the EUT



Distance of 15 mm from the EUT

2.3 Body Front




Distance of 10 mm from the EUT



Distance of 15 mm from the EUT

2.4 Body Left



Distance of 10 mm from the EUT

2.5 Body Right



Distance of 10 mm from the EUT

2.6 Body Bottom



Distance of 10 mm from the EUT

2.7 Body Top



Distance of 10 mm from the EUT

### 3. Phablet

#### 3.1 Phablet SAR Test Setup Rear



Distance of 0 mm from the EUT

#### 3.2 Phablet SAR Test Setup Front



Distance of 0 mm from the EUT

3.3 Phablet SAR Test Setup Left



Distance of 0 mm from the EUT

3.4 Phablet SAR Test Setup Right




Distance of 0 mm from the EUT

3.5 Phablet SAR Test Setup Bottom




Distance of 0 mm from the EUT



Distance of 3 mm from the EUT

3.6 Phablet SAR Test Setup Rear



Distance of 7 mm from the EUT

3.7 Phablet SAR Test Setup Top



Distance of 0 mm from the EUT