

# KCTL Inc.

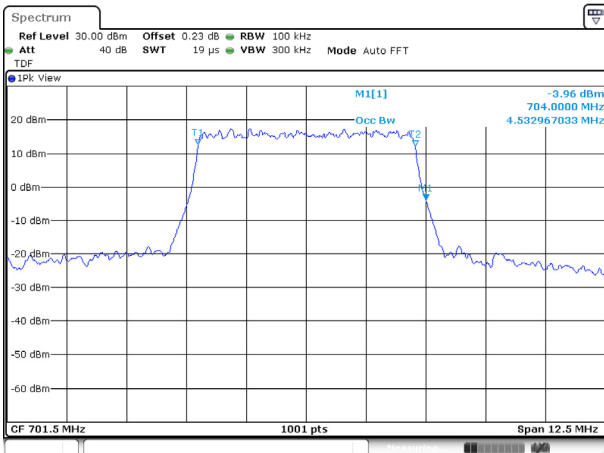
65, Sinwon-ro, Yeongtong-gu,  
Suwon-si, Gyeonggi-do, 16677, Korea  
TEL: 82-31-285-0894 FAX: 82-505-299-8311  
[www.kctl.co.kr](http://www.kctl.co.kr)

Report No.:  
KR20-SRF0115-A

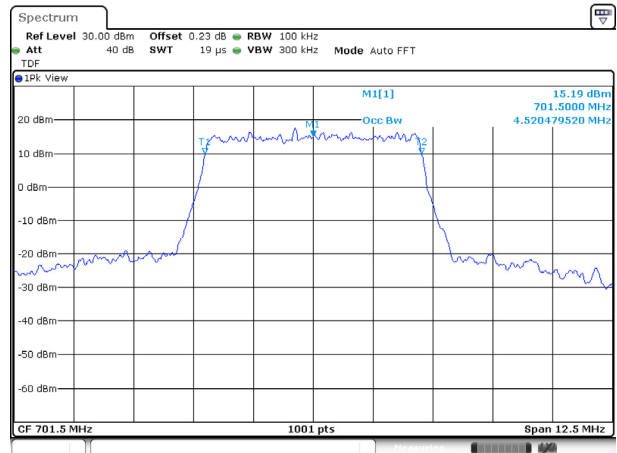
Page (41) of (103)



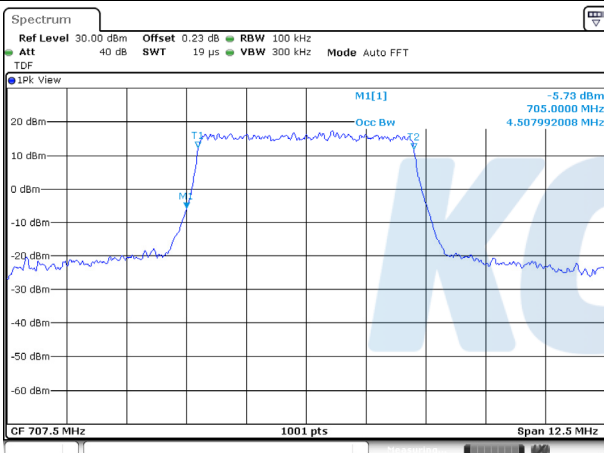
## 5M BW QPSK Low ch.



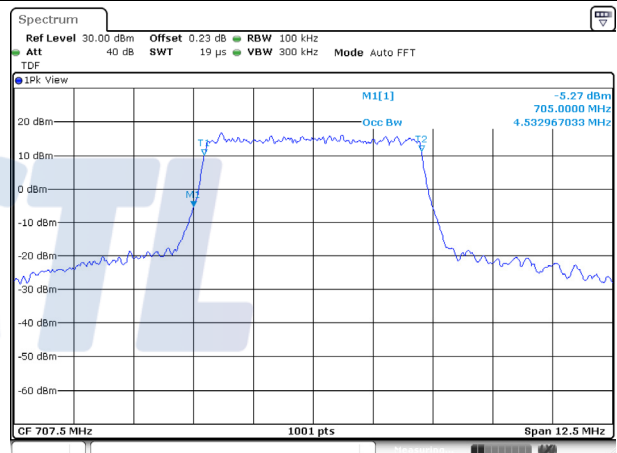
## 5M BW 16QAM Low ch.



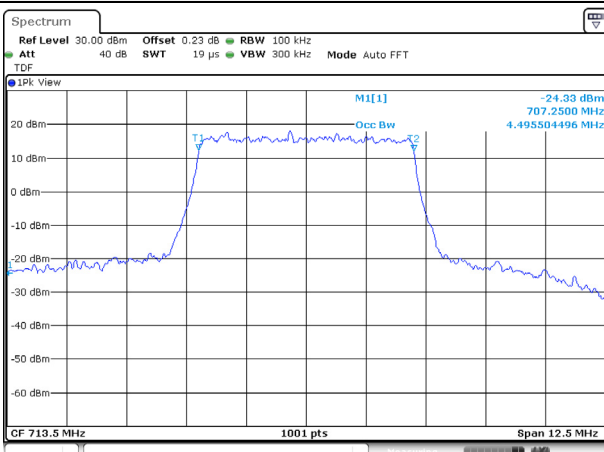
## 5M BW QPSK Mid ch.



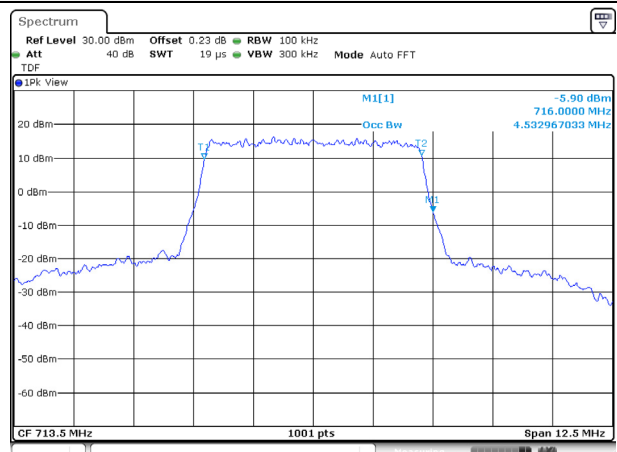
## 5M BW 16QAM Mid ch.



## 5M BW QPSK High ch.



## 5M BW 16QAM High ch.



# KCTL Inc.

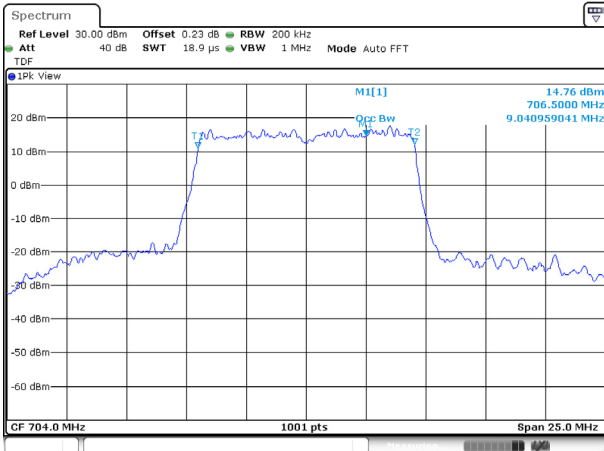
65, Sinwon-ro, Yeongtong-gu,  
Suwon-si, Gyeonggi-do, 16677, Korea  
TEL: 82-31-285-0894 FAX: 82-505-299-8311  
[www.kctl.co.kr](http://www.kctl.co.kr)

Report No.:  
KR20-SRF0115-A

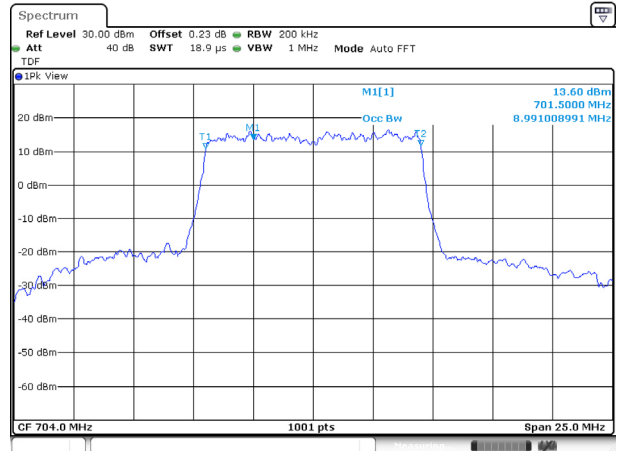
Page (42) of (103)



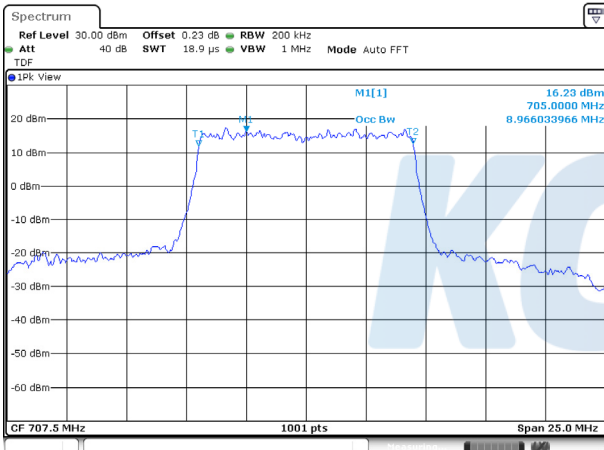
## 10M BW QPSK Low ch.



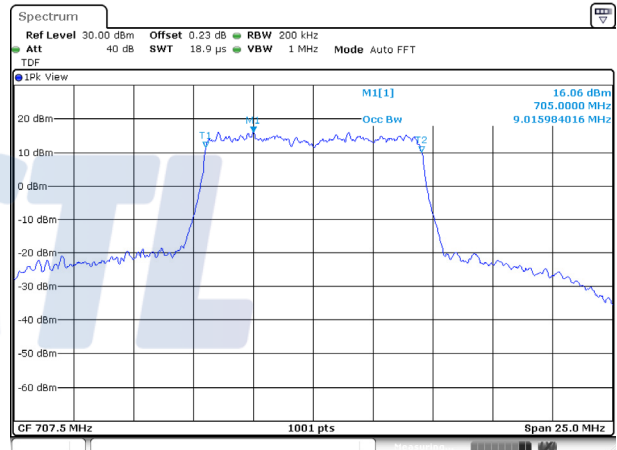
## 10M BW 16QAM Low ch.



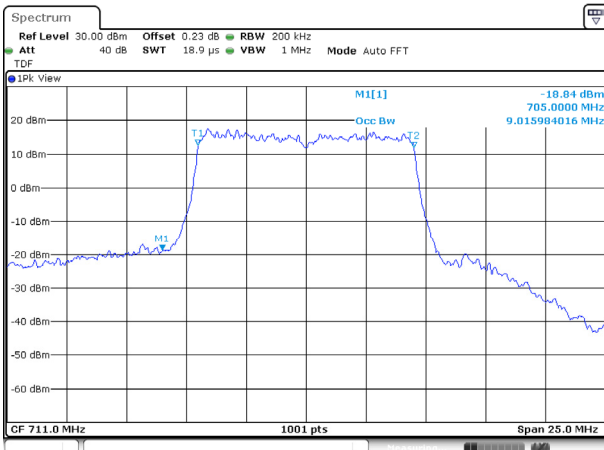
## 10M BW QPSK Mid ch.



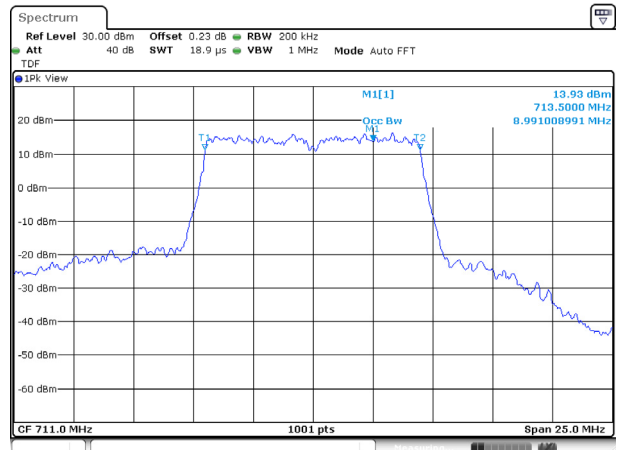
## 10M BW 16QAM Mid ch.



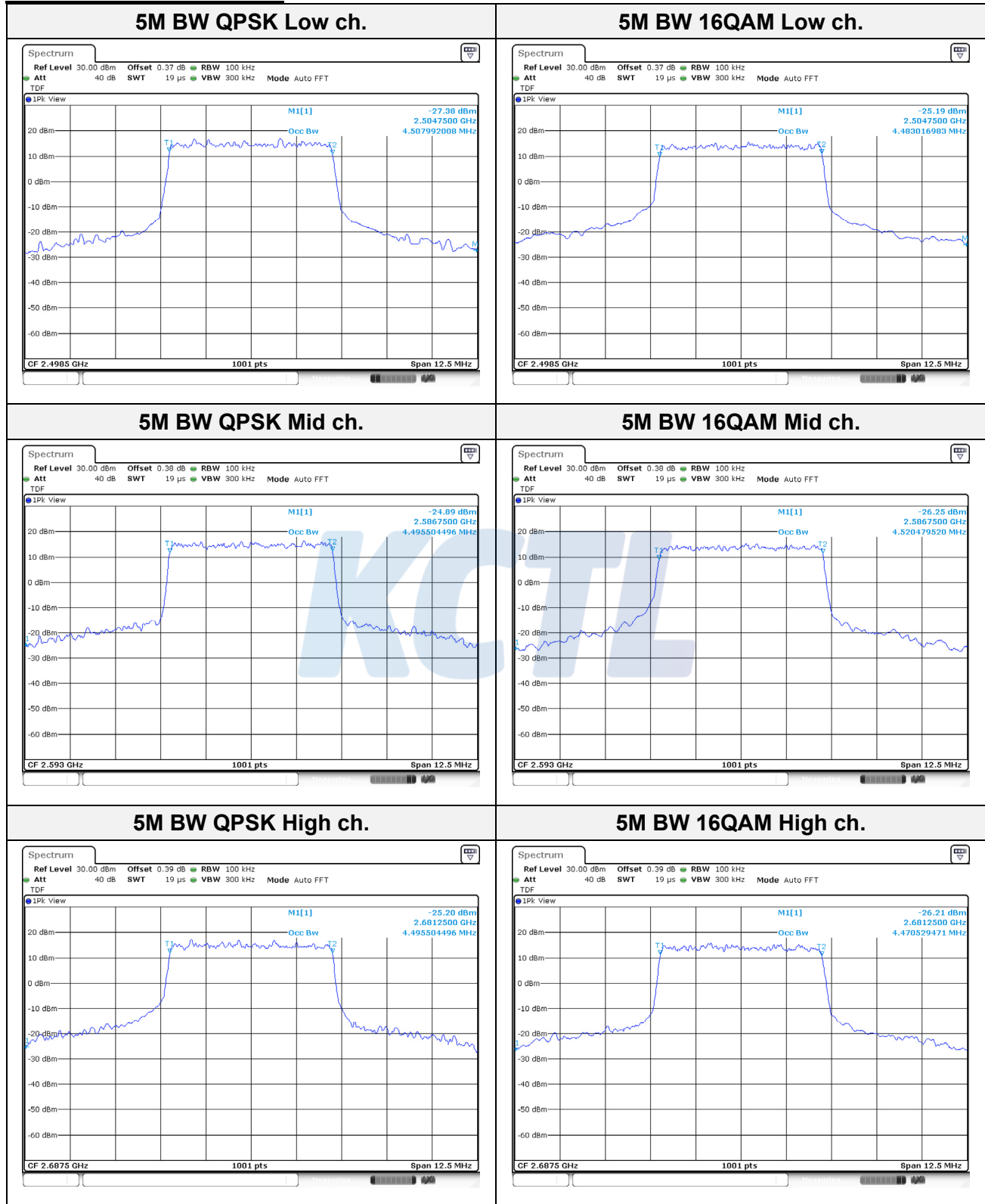
## 10M BW QPSK High ch.



## 10M BW 16QAM High ch.



**Test mode: LTE Band 41**



# KCTL Inc.

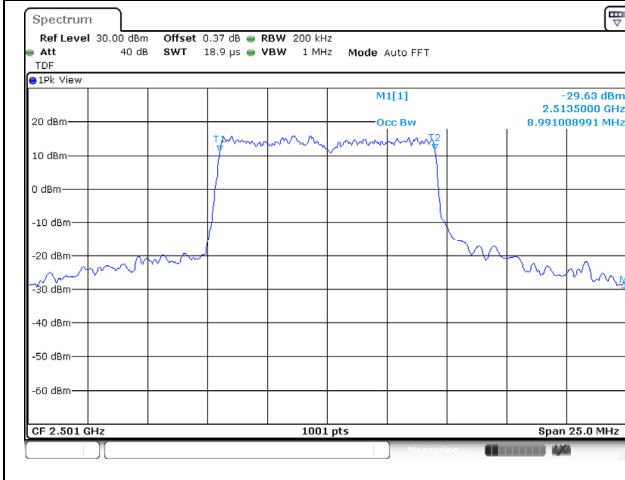
65, Sinwon-ro, Yeongtong-gu,  
Suwon-si, Gyeonggi-do, 16677, Korea  
TEL: 82-31-285-0894 FAX: 82-505-299-8311  
[www.kctl.co.kr](http://www.kctl.co.kr)

Report No.:  
KR20-SRF0115-A

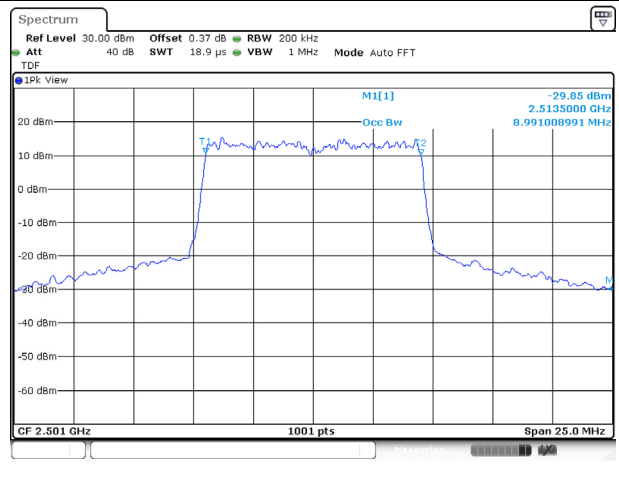
Page (44) of (103)



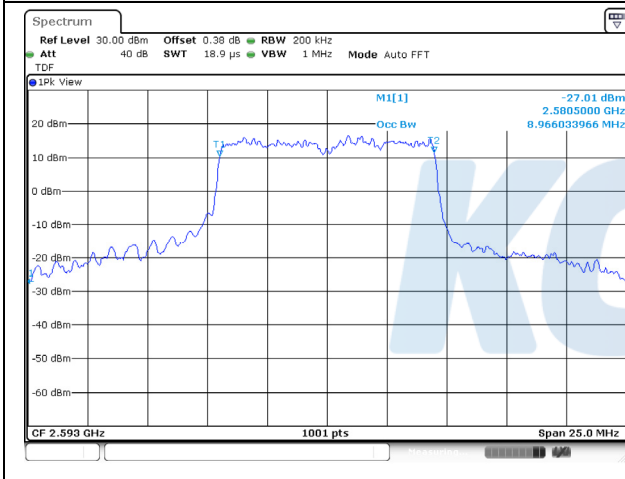
## 10M BW QPSK Low ch.



## 10M BW 16QAM Low ch.



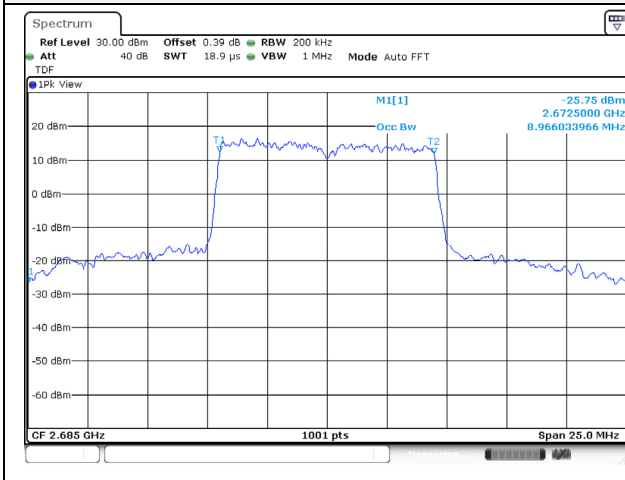
## 10M BW QPSK Mid ch.



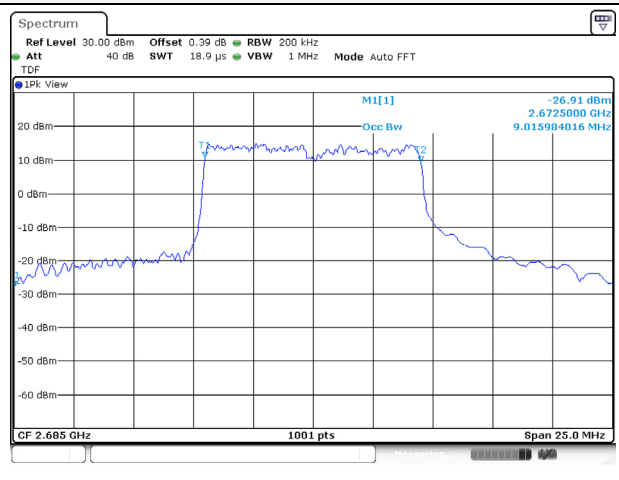
## 10M BW 16QAM Mid ch.



## 10M BW QPSK High ch.



## 10M BW 16QAM High ch.



# KCTL Inc.

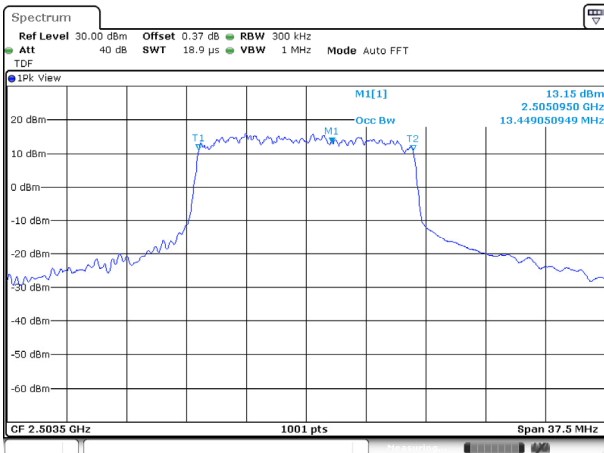
65, Sinwon-ro, Yeongtong-gu,  
Suwon-si, Gyeonggi-do, 16677, Korea  
TEL: 82-31-285-0894 FAX: 82-505-299-8311  
[www.kctl.co.kr](http://www.kctl.co.kr)

Report No.:  
KR20-SRF0115-A

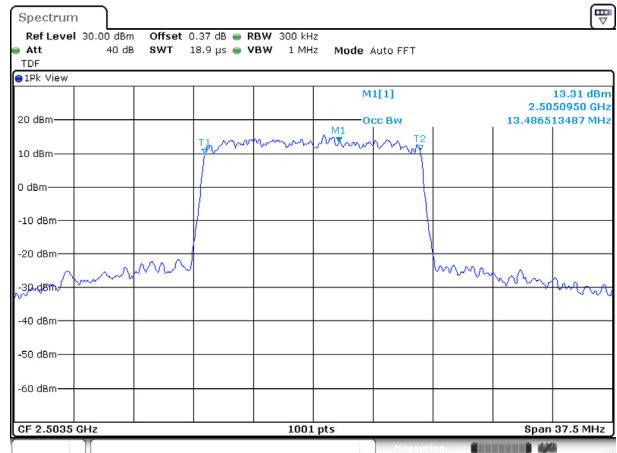
Page (45) of (103)



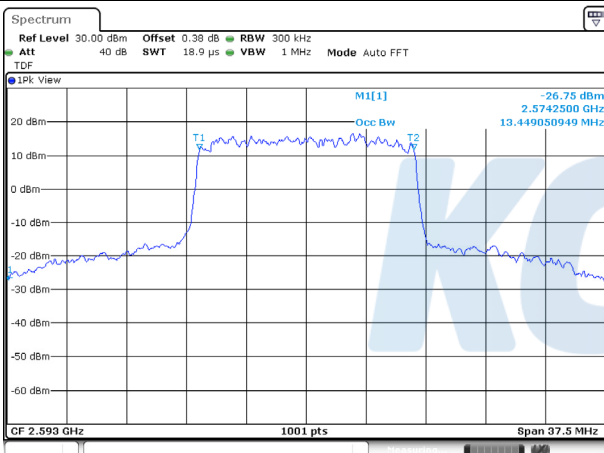
## 15M BW QPSK Low ch.



## 15M BW 16QAM Low ch.



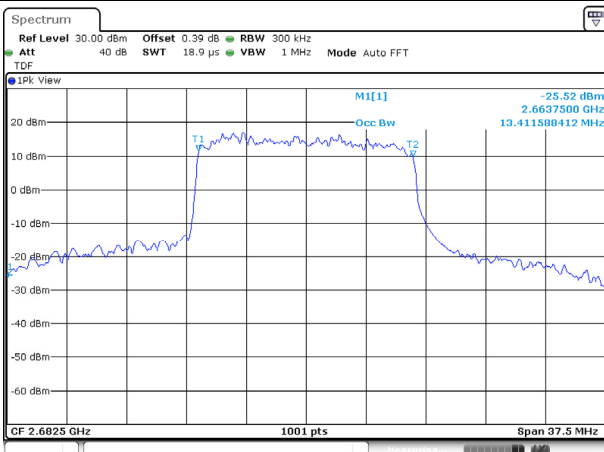
## 15M BW QPSK Mid ch.



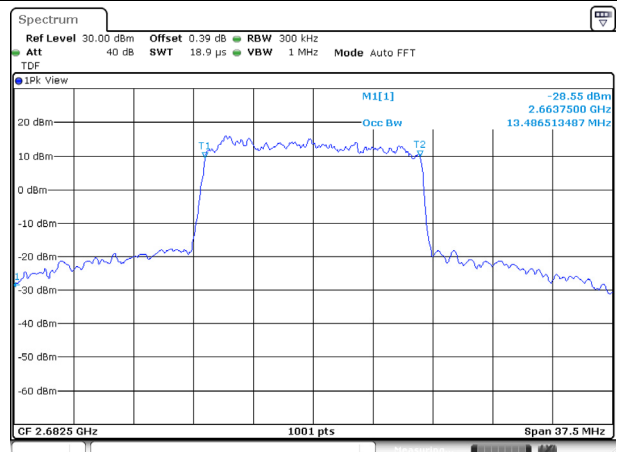
## 15M BW 16QAM Mid ch.



## 15M BW QPSK High ch.



## 15M BW 16QAM High ch.



# KCTL Inc.

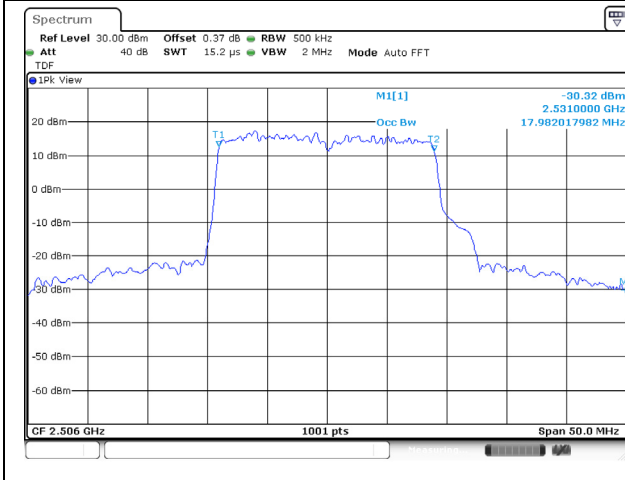
65, Sinwon-ro, Yeongtong-gu,  
Suwon-si, Gyeonggi-do, 16677, Korea  
TEL: 82-31-285-0894 FAX: 82-505-299-8311  
[www.kctl.co.kr](http://www.kctl.co.kr)

Report No.:  
KR20-SRF0115-A

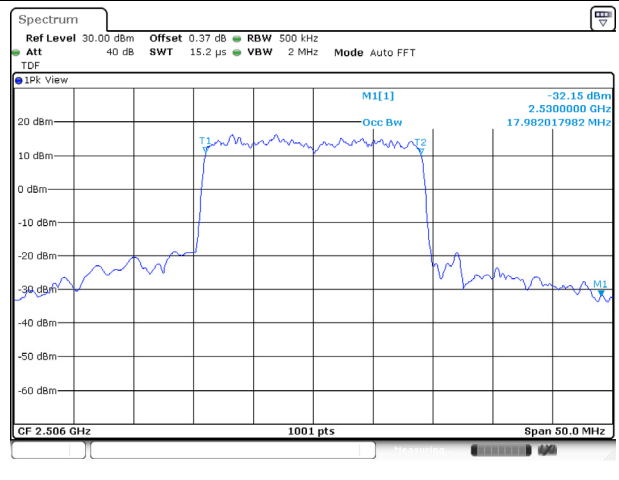
Page (46) of (103)



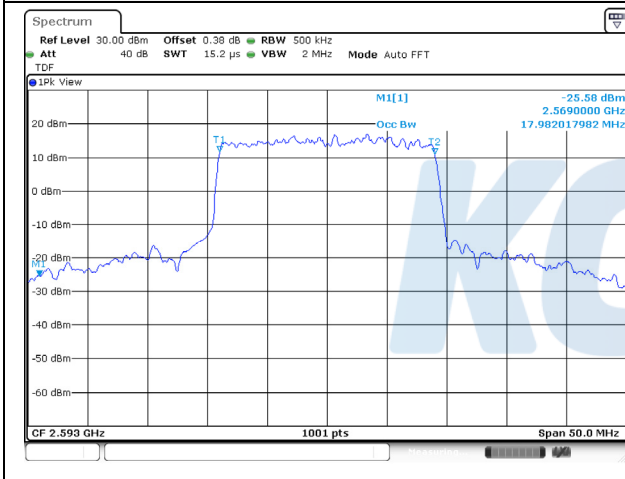
## 20M BW QPSK Low ch.



## 20M BW 16QAM Low ch.



## 20M BW QPSK Mid ch.



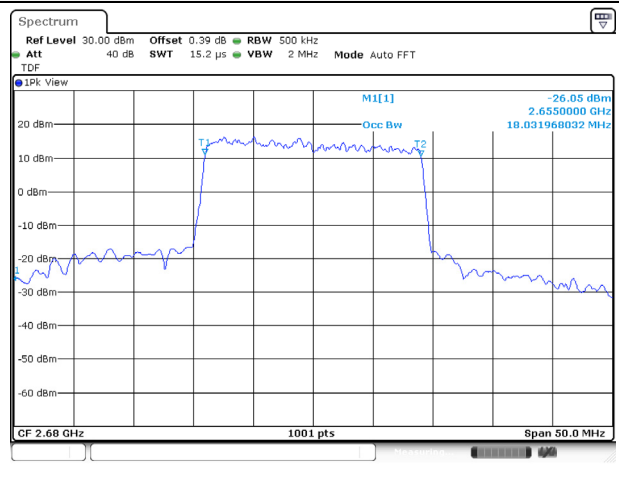
## 20M BW 16QAM Mid ch.



## 20M BW QPSK High ch.



## 20M BW 16QAM High ch.

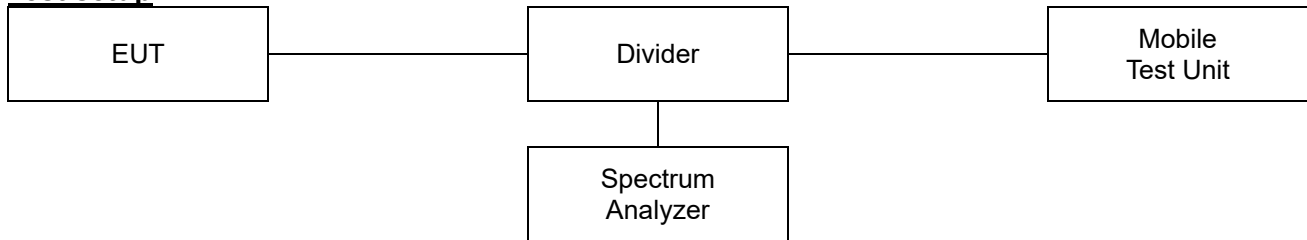


This test report shall not be reproduced, except in full, without the written approval

KCTL-TIR001-003/2

### 7.3. Spurious Emissions at Antenna Terminal

#### Test setup



#### Limit

According to §22.917(a), the power of any emission outside of the authorized operating frequency ranges must be attenuated below the transmitting power (P) by a factor of at least  $43 + 10\log(P_{\text{Watts}})$  dB.

According to §27.53(g), for operations in the 600 MHz band and the 698-746 MHz band, the power of any emission outside a licensee's frequency band(s) of operation shall be attenuated below the transmitter power (P) within the licensed band(s) of operation, measured in watts, by at least  $43 + 10\log(P_{\text{Watts}})$  dB.

According to §27.53(m)(4), the minimum permissible attenuation level of any spurious emission is  $55 + 10\log(P_{\text{Watts}})$  dB.

#### Test procedure

971168 D01 v03r01 - Section 6  
ANSI 63.26-2015 – Section 5.7

#### Test settings

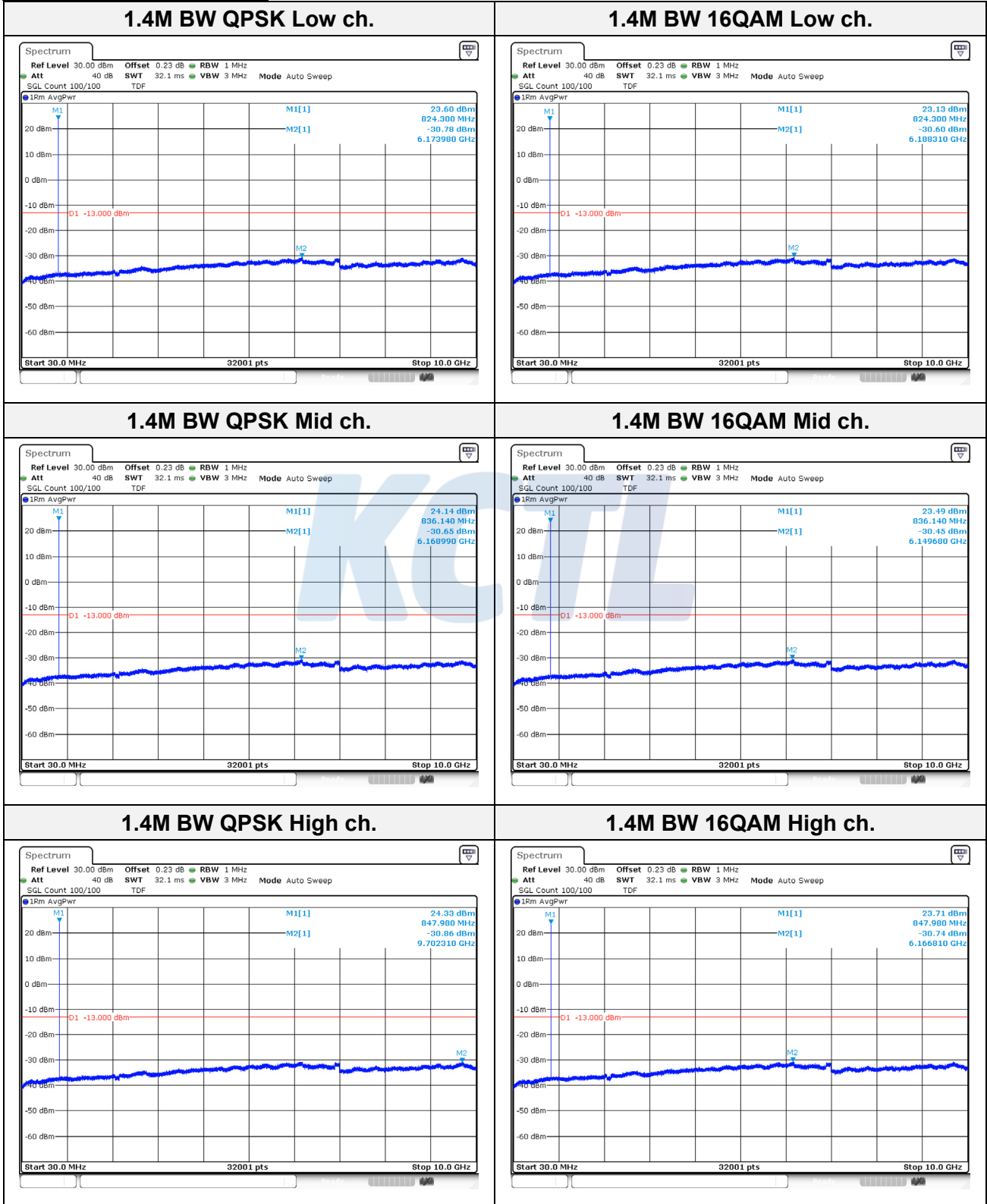
- 1) Start frequency was set to 30 MHz and stop frequency was set to at least 10<sup>th</sup> the fundamental frequency.
- 2) Detector = RMS
- 3) Sweep time = auto couple.
- 4) Trace mode = trace average
- 5) Allow trace to fully stabilize.
- 6) Please see test notes below RBW and VBW settings.

#### Notes:

1. Per 22.917(b), 27.53(g) and 27.53(m)(6), compliance with these provisions is based on the use of measurement instrumentation employing a resolution bandwidth of 100 kHz or greater for frequencies less than 1 GHz and 1 MHz or greater for frequencies greater than 1 GHz. The emission bandwidth is defined as the width of the signal between two points, one below the carrier center frequency and one above the carrier center frequency, outside of which all emissions are attenuated at least 26 dB below the transmitter power.

**Test results**

**Test mode: LTE Band 5**





# KCTL Inc.

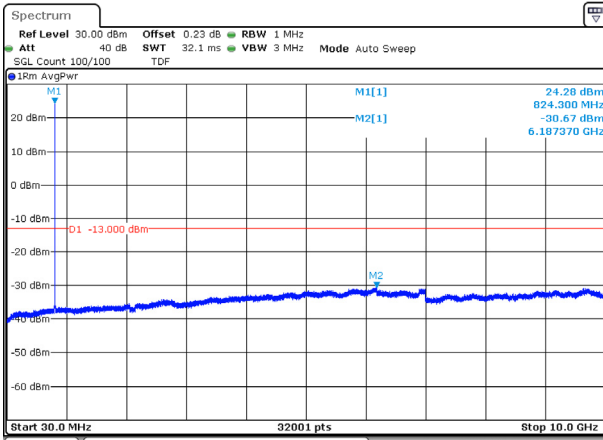
65, Sinwon-ro, Yeongtong-gu,  
Suwon-si, Gyeonggi-do, 16677, Korea  
TEL: 82-31-285-0894 FAX: 82-505-299-8311  
[www.kctl.co.kr](http://www.kctl.co.kr)

Report No.:  
KR20-SRF0115-A

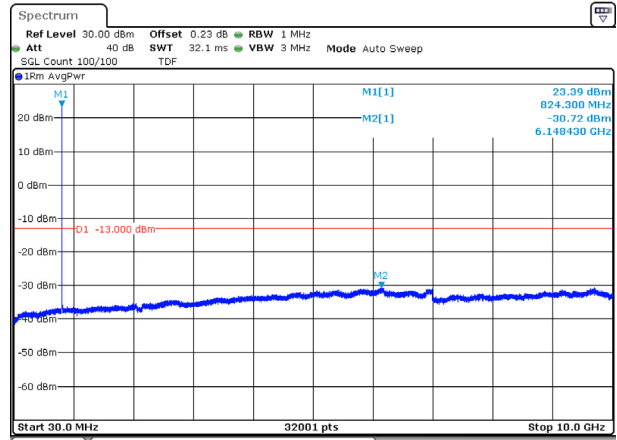
Page (49) of (103)



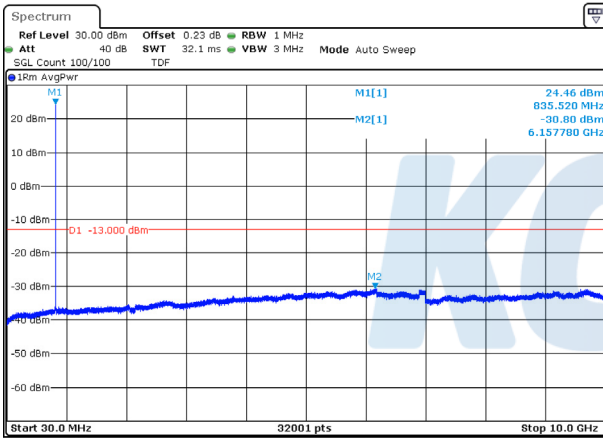
## 3M BW QPSK Low ch.



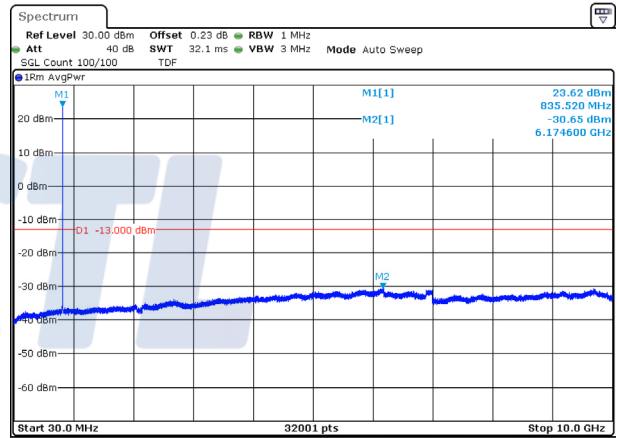
## 3M BW 16QAM Low ch.



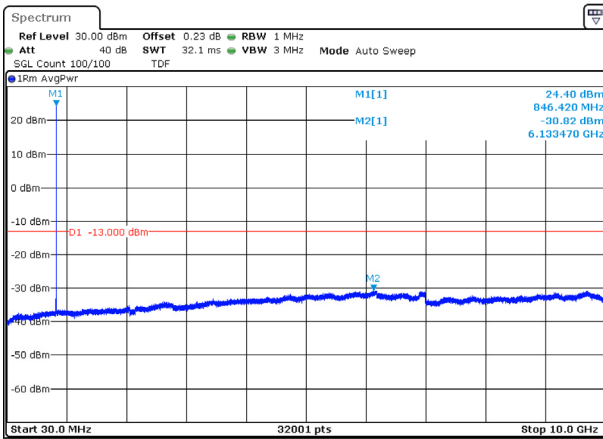
## 3M BW QPSK Mid ch.



## 3M BW 16QAM Mid ch.



## 3M BW QPSK High ch.



## 3M BW 16QAM High ch.

