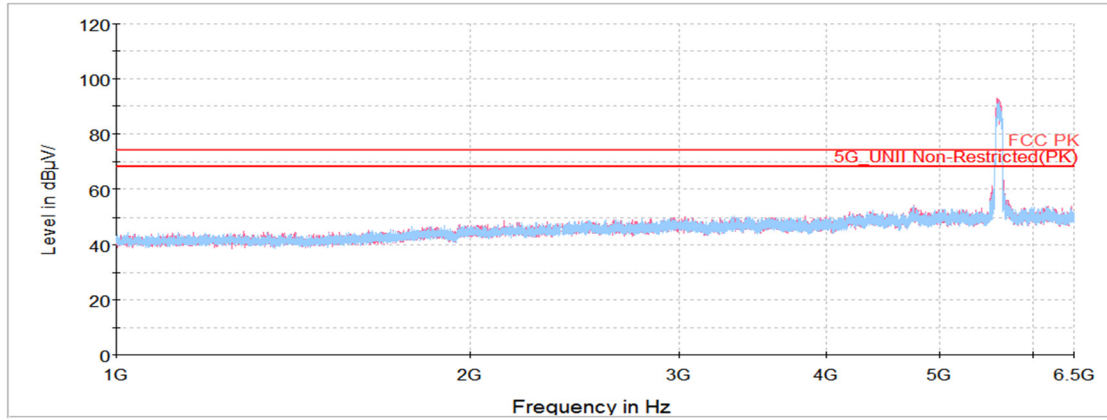
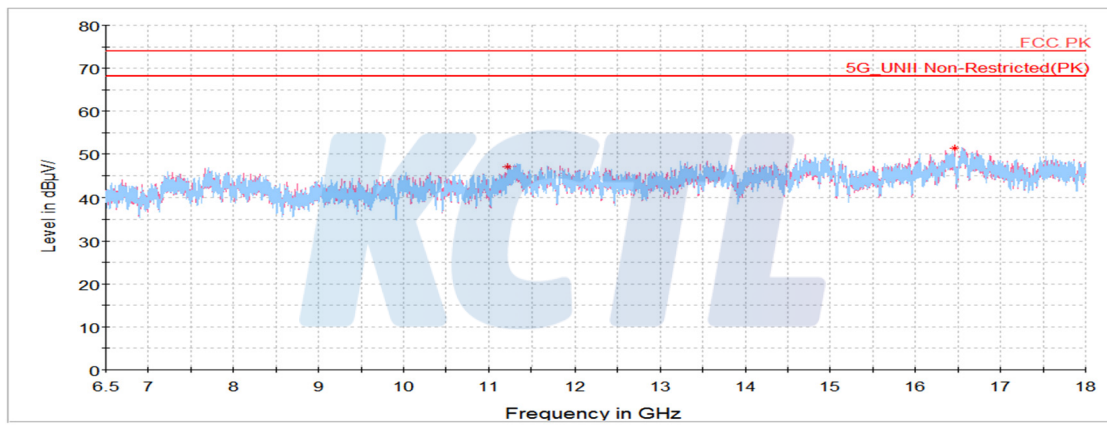


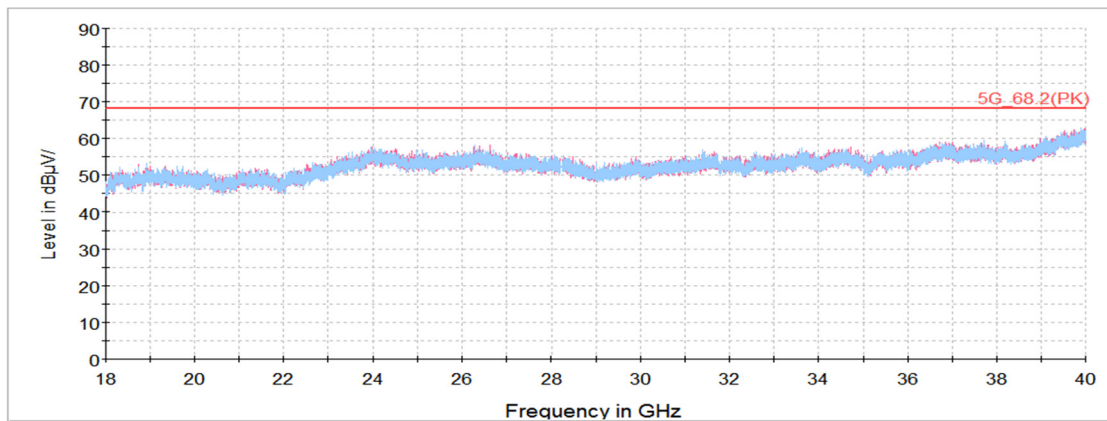
Horizontal/Vertical for 1 GHz ~ 6.5 GHz



Horizontal/Vertical for 6.5 GHz ~ 18 GHz



Horizontal/Vertical for 18 GHz ~ 40 GHz



KCTL Inc.

65, Sinwon-ro, Yeongtong-gu,
Suwon-si, Gyeonggi-do, 16677, Korea
TEL: 82-31-285-0894 FAX: 82-505-299-8311
www.kctl.co.kr

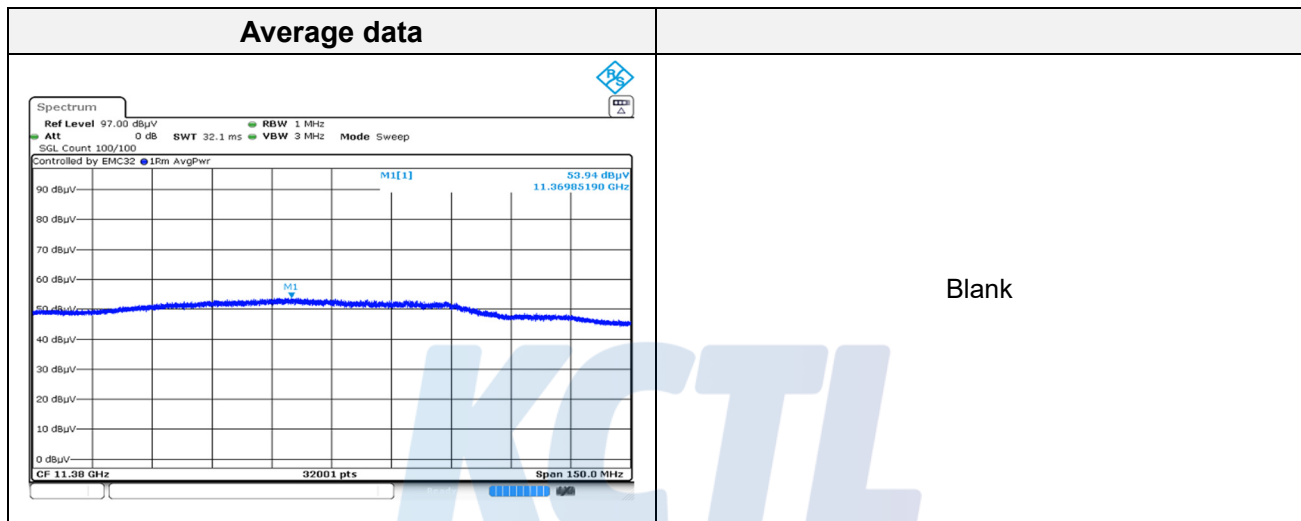
Report No.:
KR20-SRF0112-A

Page (136) of (158)

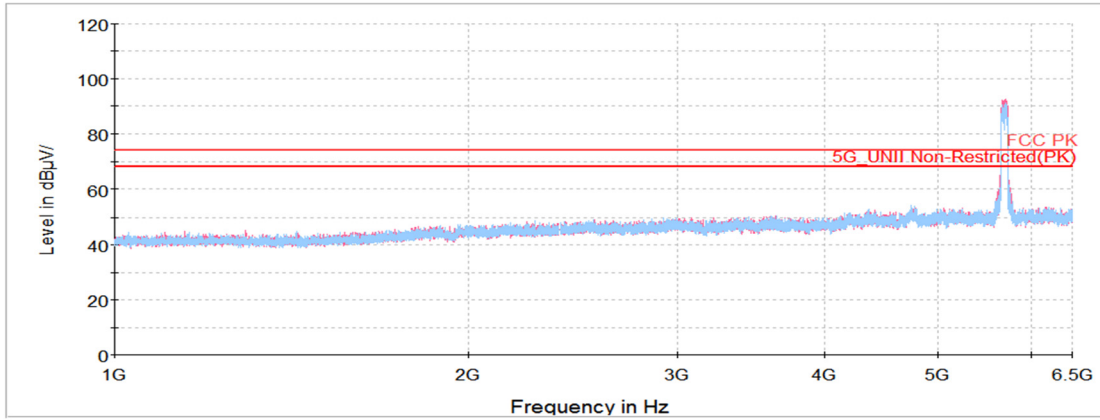


Straddle Channel (5 690 MHz)

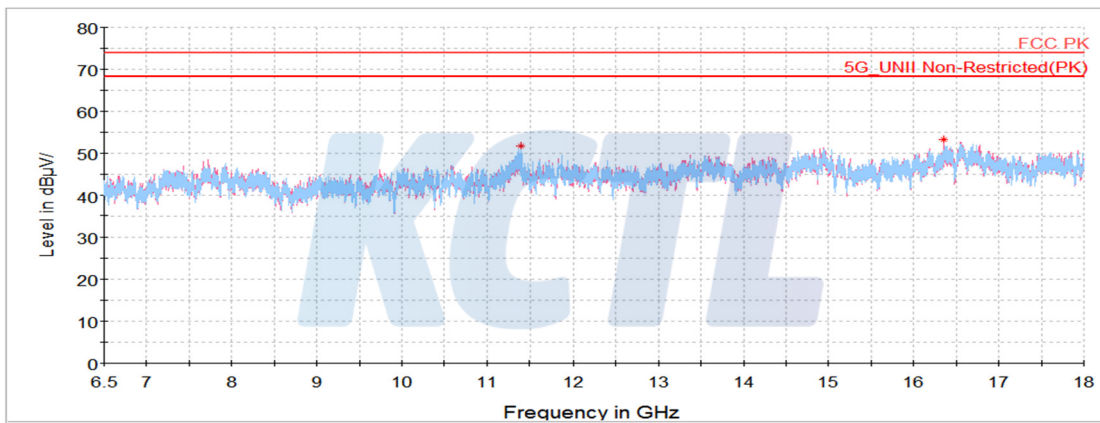
Frequency	Pol.	Reading	Ant. Factor	Amp.+Cable	DCF	Result	Limit	Margin
(MHz)	(V/H)	(dB(μV))	(dB)	(dB)	(dB)	(dB(μV/m))	(dB(μV/m))	(dB)
Peak data								
11 369.85 ¹⁾	V	63.97	37.92	-50.24	-	51.65	74.00	22.35
16 356.22	V	57.47	41.71	-46.03	-	53.15	68.20	15.05
Average Data								
11 369.85 ¹⁾	V	53.94	37.92	-50.24	0.57	42.19	54.00	11.81



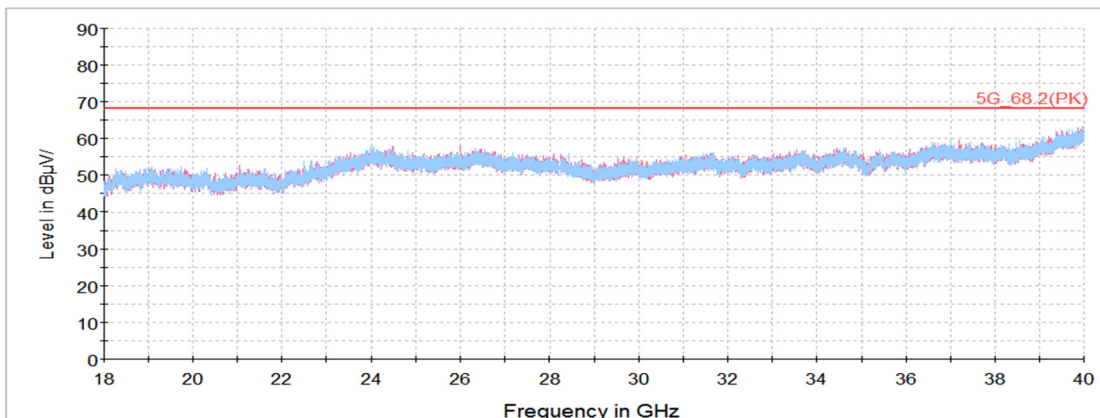
Horizontal/Vertical for 1 GHz ~ 6.5 GHz



Horizontal/Vertical for 6.5 GHz ~ 18 GHz



Horizontal/Vertical for 18 GHz ~ 40 GHz



KCTL Inc.

65, Sinwon-ro, Yeongtong-gu,
Suwon-si, Gyeonggi-do, 16677, Korea
TEL: 82-31-285-0894 FAX: 82-505-299-8311
www.kctl.co.kr

Report No.:
KR20-SRF0112-A

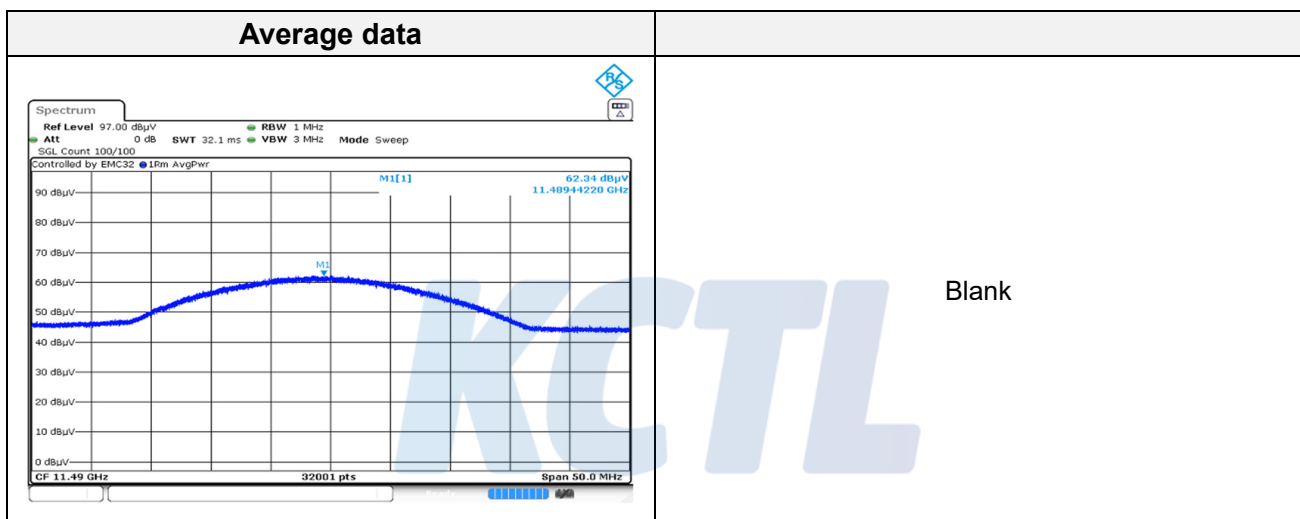
Page (138) of (158)



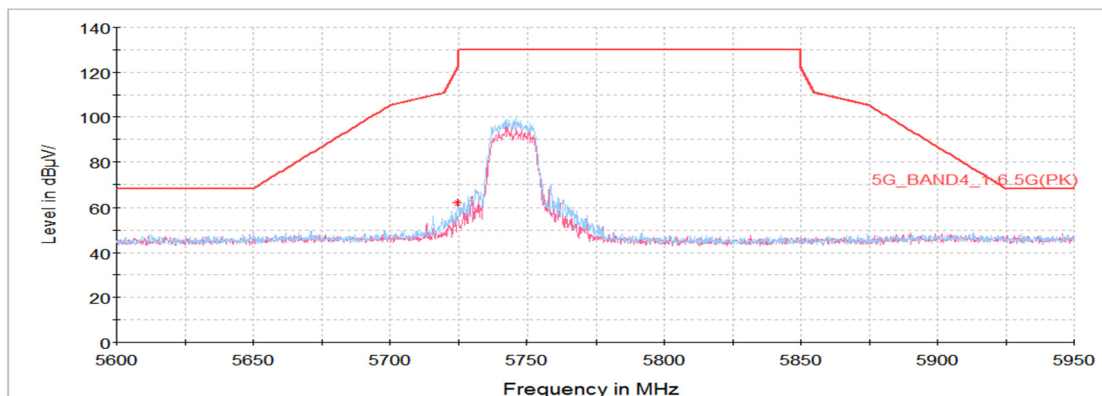
802.11a UNII-3

Lowest Channel (5 745 MHz)

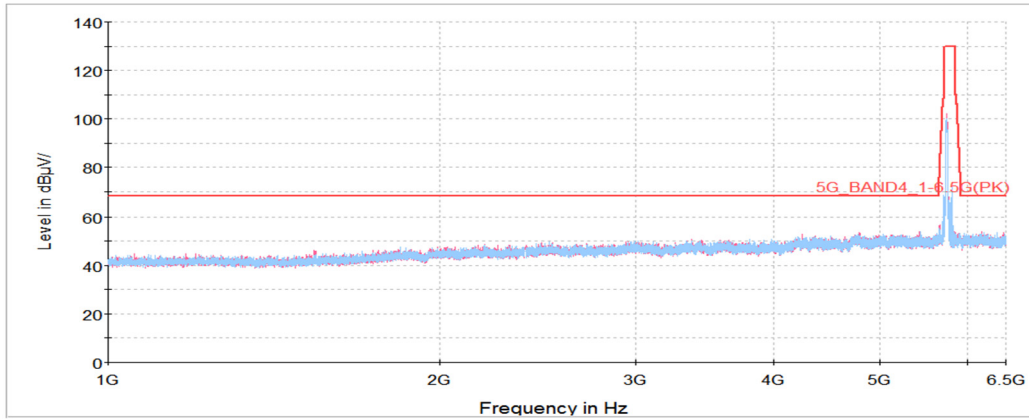
Frequency	Pol.	Reading	Ant. Factor	Amp.+Cable	DCF	Result	Limit	Margin
(MHz)	(V/H)	(dB(μ V))	(dB)	(dB)	(dB)	(dB(μ V/m))	(dB(μ V/m))	(dB)
Peak data								
5 724.67	H	52.59	35.07	-25.91	-	61.75	121.45	59.70
11 489.44 ¹⁾	V	75.22	37.99	-49.71	-	63.50	74.00	10.50
Average Data								
11 489.44 ¹⁾	V	62.34	37.99	-49.71	0.14	50.76	54.00	3.24



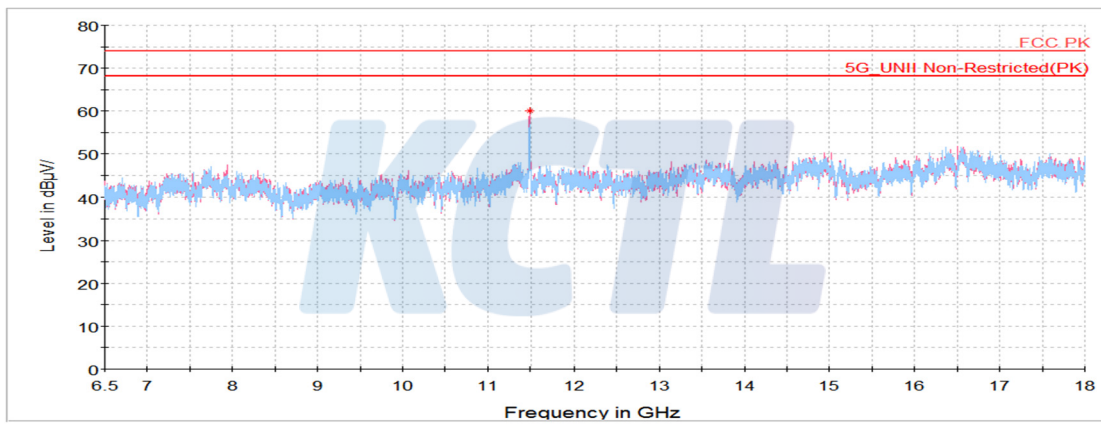
Horizontal/Vertical for Band-edge



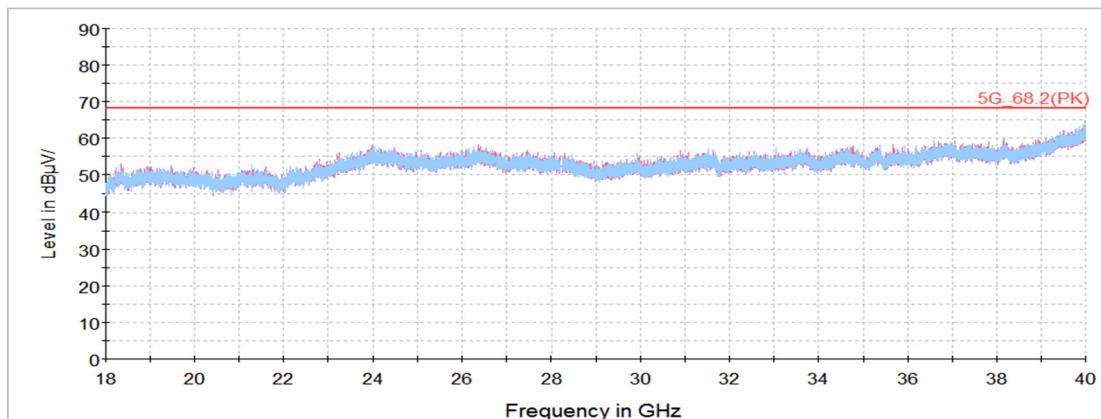
Horizontal/Vertical for 1 GHz ~ 6.5 GHz



Horizontal/Vertical for 6.5 GHz ~ 18 GHz



Horizontal/Vertical for 18 GHz ~ 40 GHz



KCTL Inc.

65, Sinwon-ro, Yeongtong-gu,
Suwon-si, Gyeonggi-do, 16677, Korea
TEL: 82-31-285-0894 FAX: 82-505-299-8311
www.kctl.co.kr

Report No.:
KR20-SRF0112-A

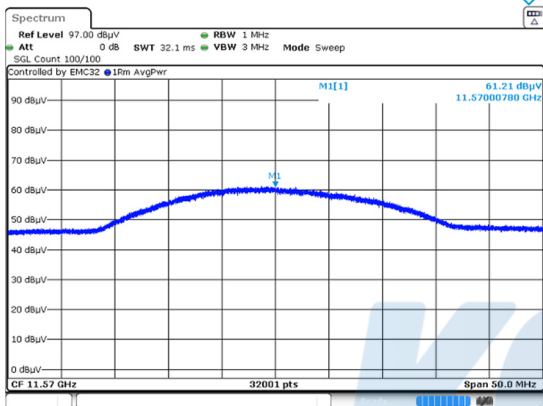
Page (140) of (158)




Middle Channel (5 785 MHz)

Frequency	Pol.	Reading	Ant. Factor	Amp.+Cable	DCF	Result	Limit	Margin
(MHz)	(V/H)	(dB(μ V))	(dB)	(dB)	(dB)	(dB(μ V/m))	(dB(μ V/m))	(dB)
Peak data								
11 570.01 ¹⁾	V	70.19	38.08	-49.78	-	58.49	74.00	15.51
Average Data								
11 570.01 ¹⁾	V	61.21	38.08	-49.78	0.14	49.65	54.00	4.35

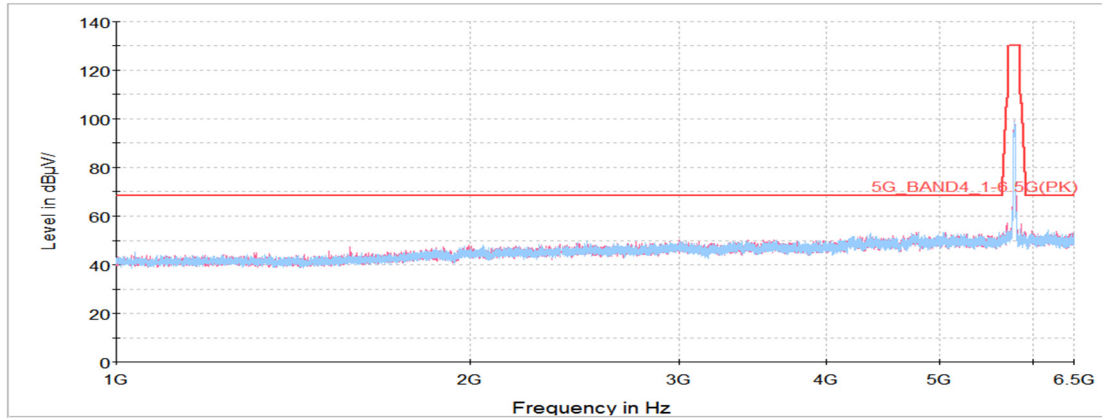
Average data



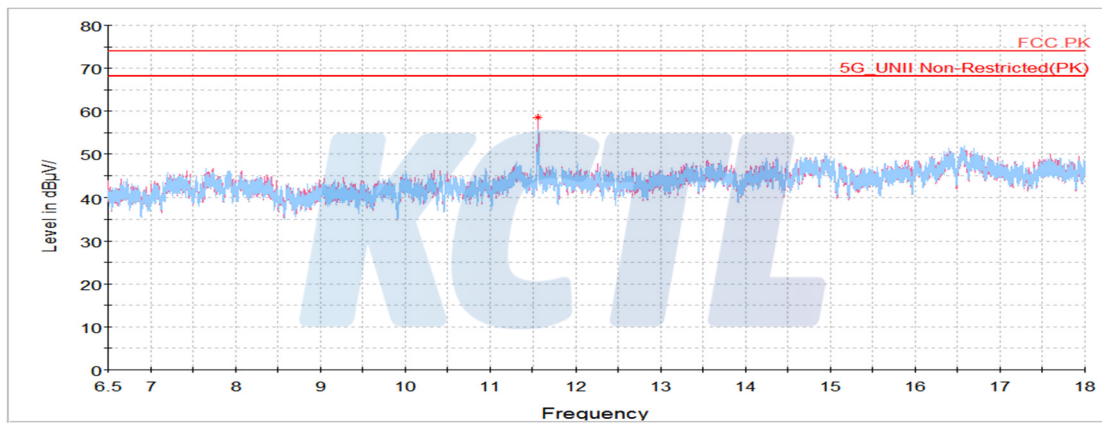
Blank



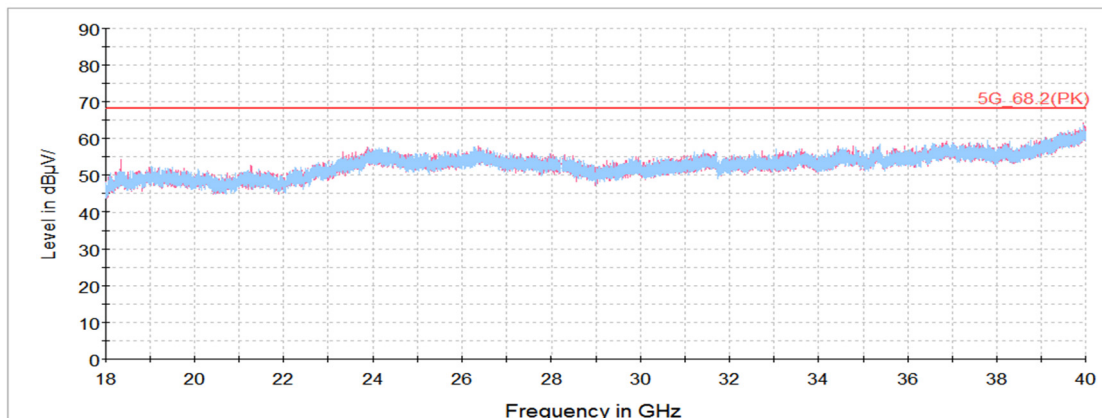
Horizontal/Vertical for 1 GHz ~ 6.5 GHz



Horizontal/Vertical for 6.5 GHz ~ 18 GHz



Horizontal/Vertical for 18 GHz ~ 40 GHz



KCTL Inc.

65, Sinwon-ro, Yeongtong-gu,
Suwon-si, Gyeonggi-do, 16677, Korea
TEL: 82-31-285-0894 FAX: 82-505-299-8311
www.kctl.co.kr

Report No.:
KR20-SRF0112-A

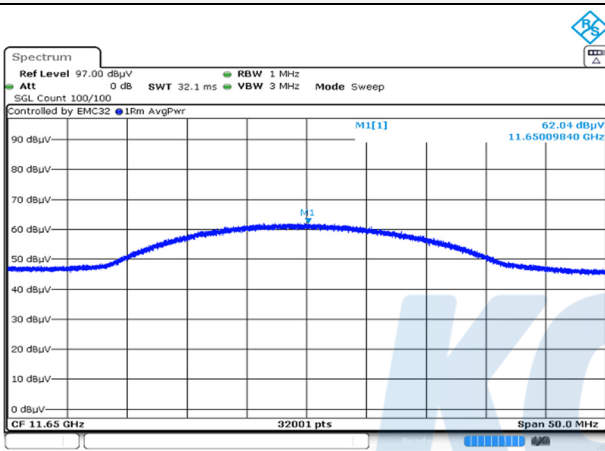
Page (142) of (158)



Highest Channel (5 825 MHz)

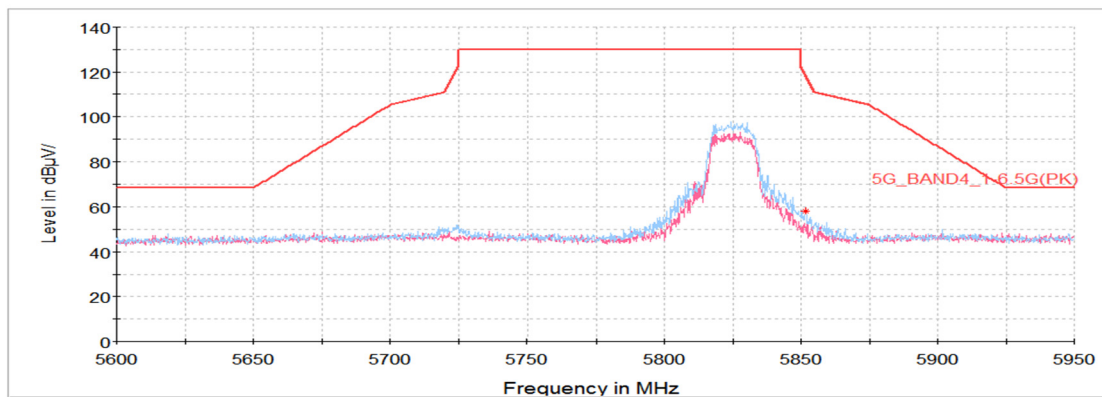
Frequency	Pol.	Reading	Ant. Factor	Amp.+Cable	DCF	Result	Limit	Margin
(MHz)	(V/H)	(dB(μV))	(dB)	(dB)	(dB)	(dB(μV/m))	(dB(μV/m))	(dB)
Peak data								
5 851.52	H	49.65	35.22	-26.67	-	58.20	118.74	60.55
11 650.10 ¹⁾	V	70.33	38.18	-49.92	-	58.59	74.00	15.41
Average Data								
11 650.10 ¹⁾	V	62.04	38.18	-49.92	0.14	50.44	54.00	3.56

Average data

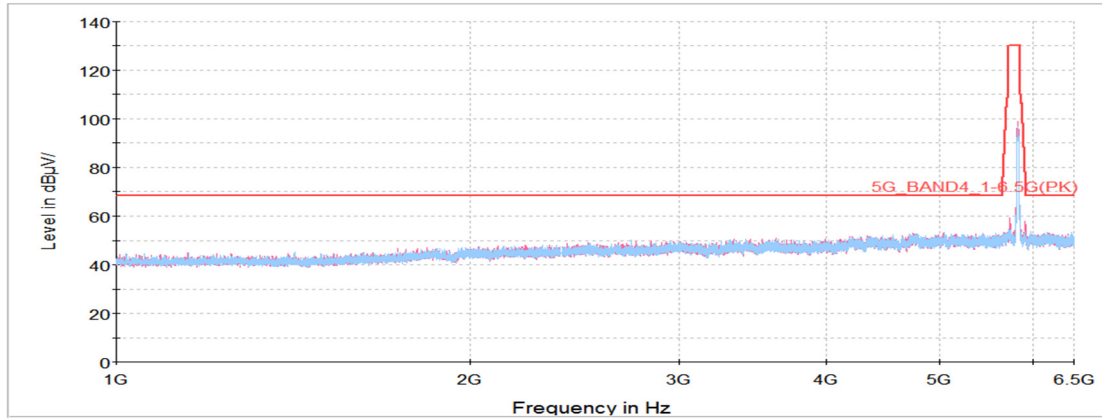


Blank

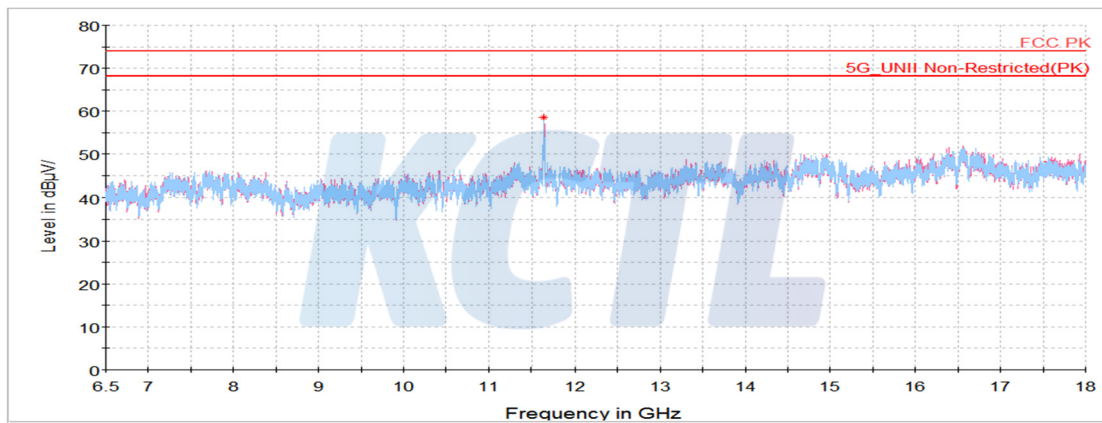
Horizontal/Vertical for Band-edge



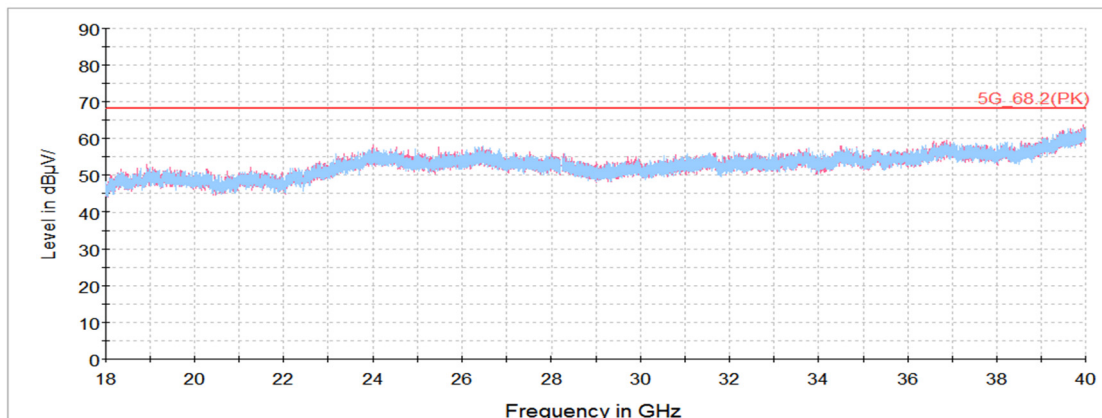
Horizontal/Vertical for 1 GHz ~ 6.5 GHz



Horizontal/Vertical for 6.5 GHz ~ 18 GHz



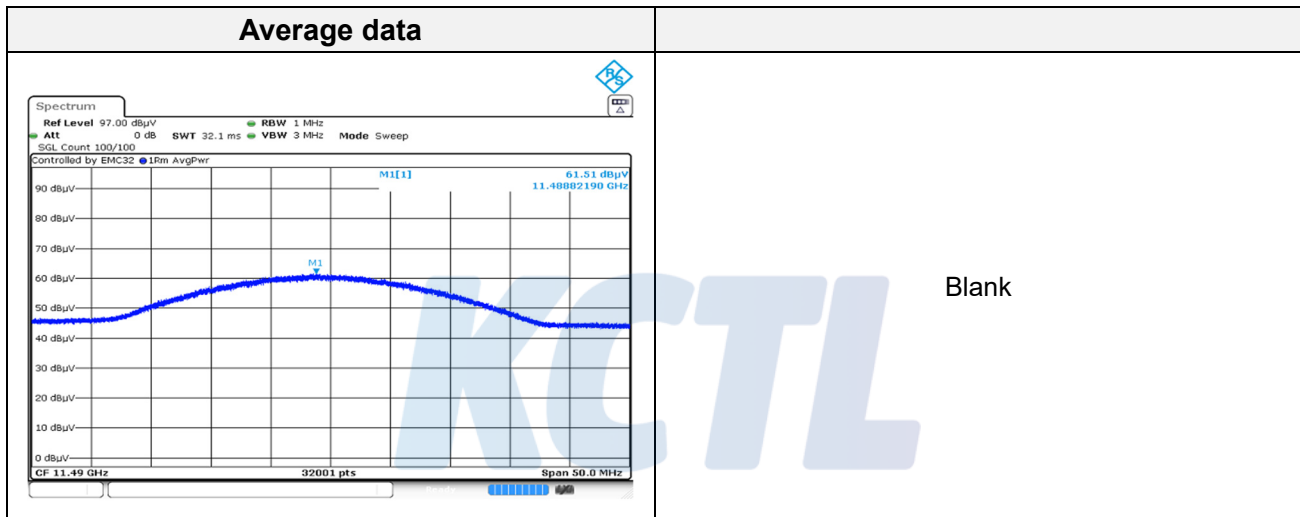
Horizontal/Vertical for 18 GHz ~ 40 GHz



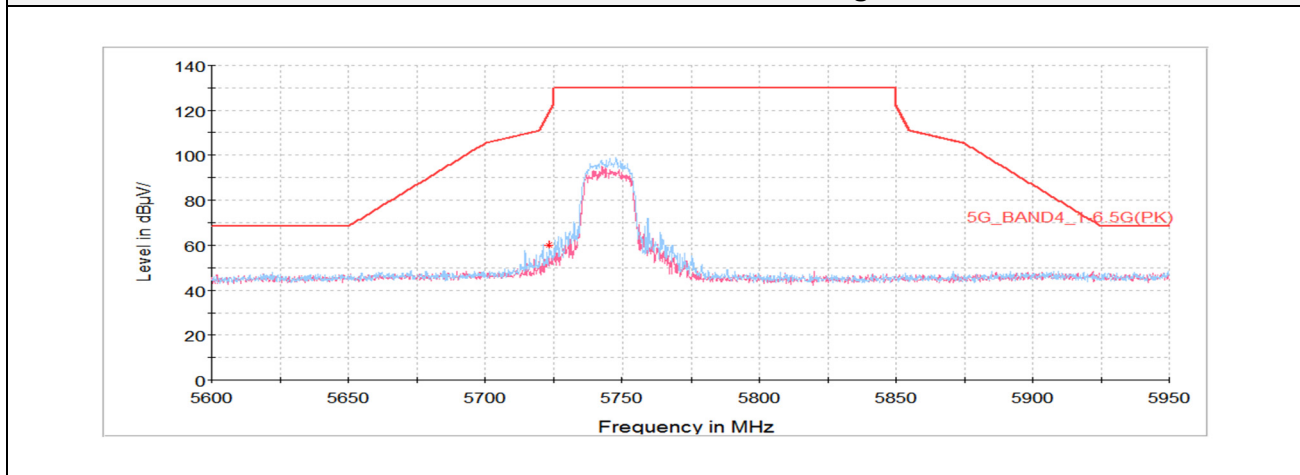
802.11 HT20 UNII-3

Lowest Channel (5 745 MHz)

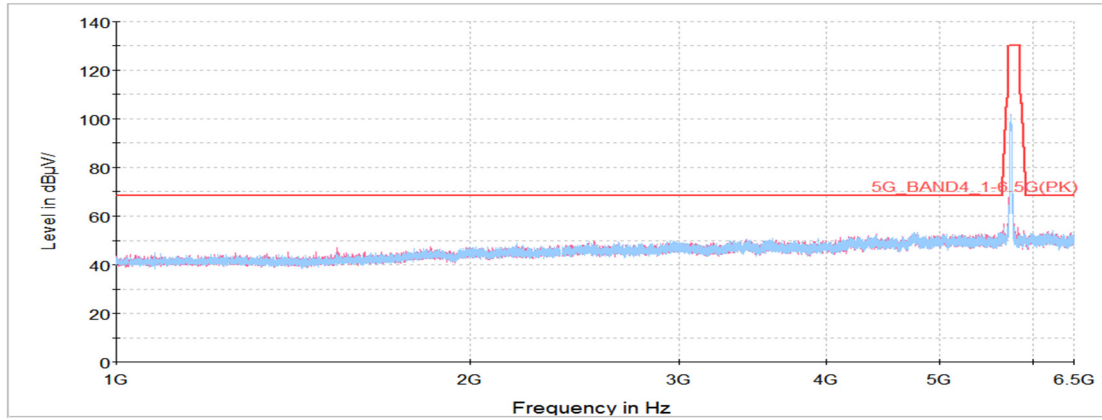
Frequency	Pol.	Reading	Ant. Factor	Amp.+Cable	DCF	Result	Limit	Margin
(MHz)	(V/H)	(dB(μV))	(dB)	(dB)	(dB)	(dB(μV/m))	(dB(μV/m))	(dB)
Peak data								
5 723.64	H	50.93	35.07	-25.90	-	60.10	119.10	59.00
11 490.80 ¹⁾	V	72.95	37.99	-49.70	-	61.24	74.00	12.76
Average Data								
11 490.80 ¹⁾	V	61.51	37.99	-49.70	0.15	49.95	54.00	4.05



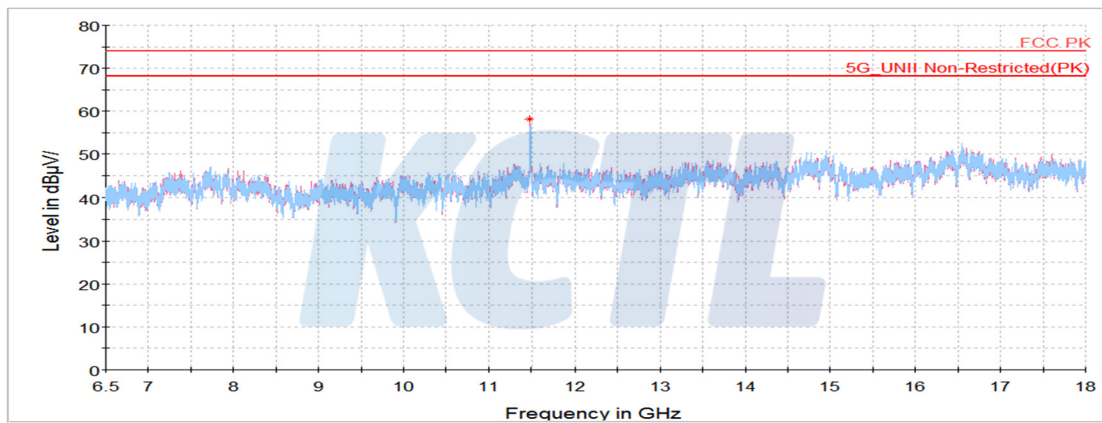
Horizontal/Vertical for Band-edge



Horizontal/Vertical for 1 GHz ~ 6.5 GHz



Horizontal/Vertical for 6.5 GHz ~ 18 GHz



Horizontal/Vertical for 18 GHz ~ 40 GHz

