

KCTL Inc.

65, Sinwon-ro, Yeongtong-gu,
Suwon-si, Gyeonggi-do, 16677, Korea
TEL: 82-31-285-0894 FAX: 82-505-299-8311
www.kctl.co.kr

Report No.:
KR20-SRF0112-A

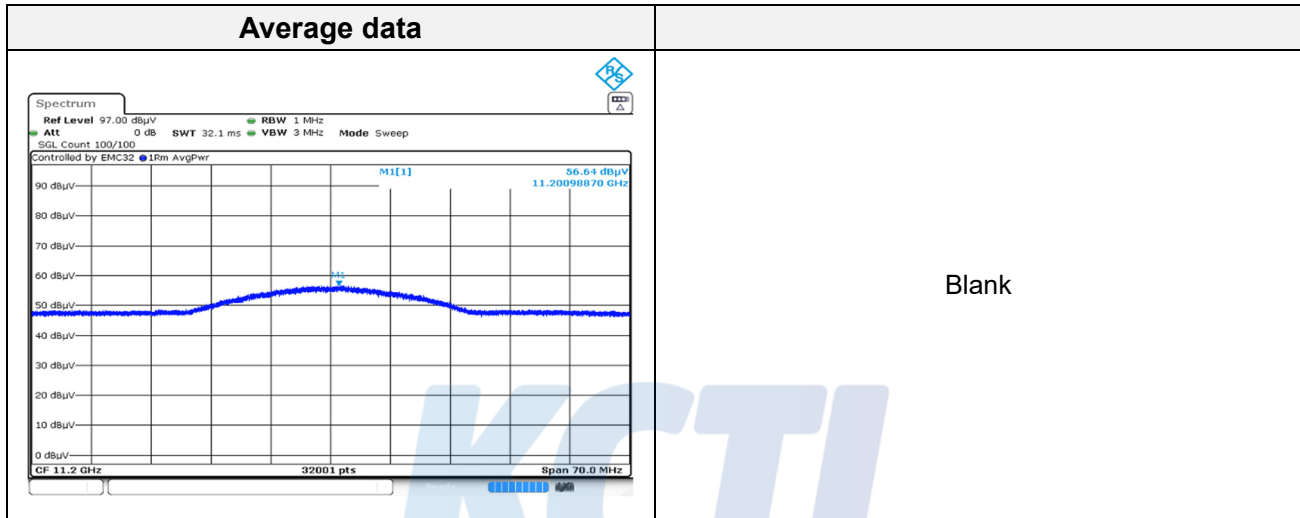
Page (110) of (158)



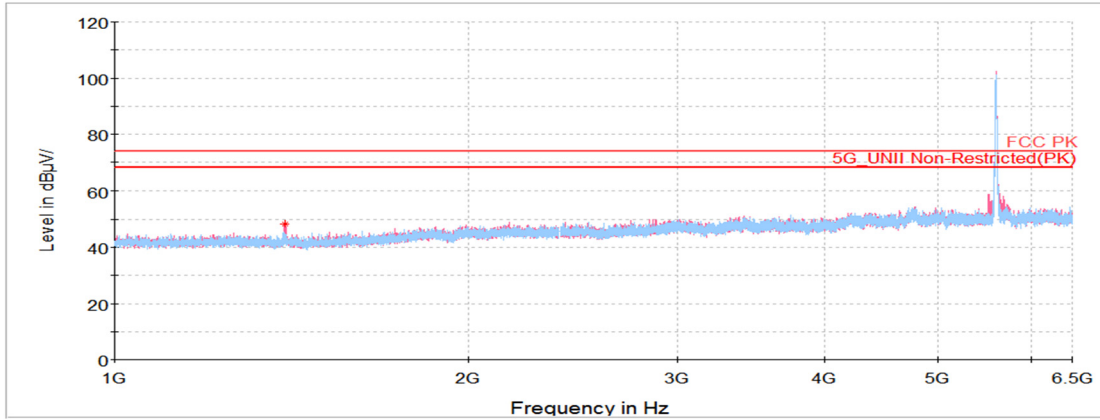
Middle Channel (5 600 MHz)

Frequency	Pol.	Reading	Ant. Factor	Amp.+Cable	DCF	Result	Limit	Margin
(MHz)	(V/H)	(dB(μV))	(dB)	(dB)	(dB)	(dB($\mu V/m$))	(dB($\mu V/m$))	(dB)
Peak data								
11 200.99 ¹⁾	H	66.63	37.82	-51.00	-	53.45	74.00	20.55
Average Data								
11 200.99 ¹⁾	H	56.64	37.82	-51.00	0.14	43.60	54.00	10.40

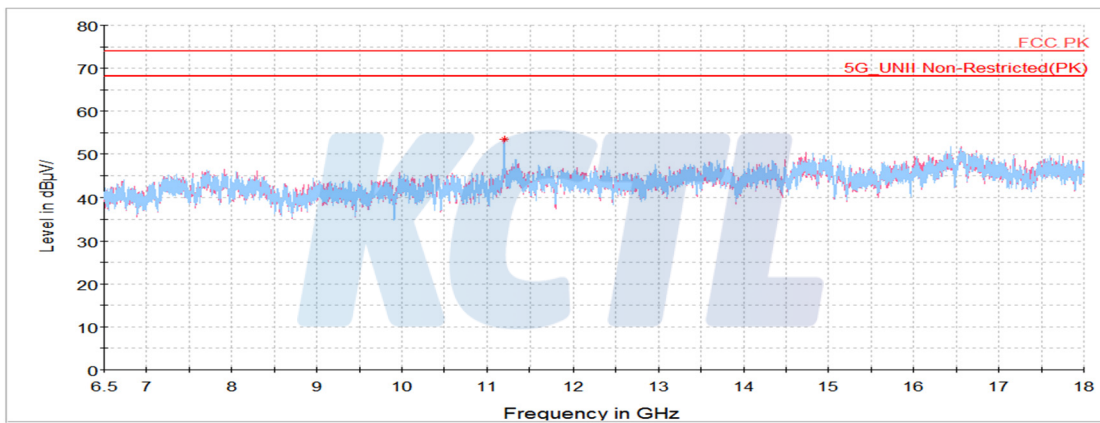
Average data



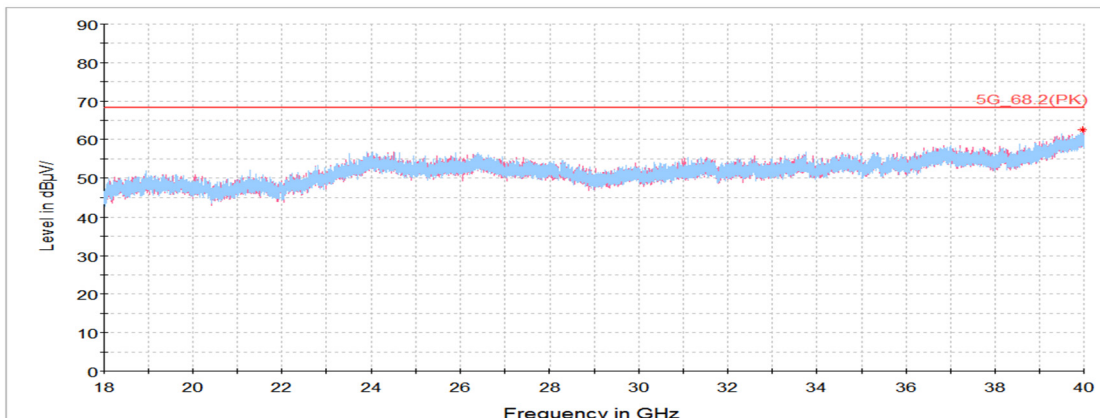
Horizontal/Vertical for 1 GHz ~ 6.5 GHz



Horizontal/Vertical for 6.5 GHz ~ 18 GHz



Horizontal/Vertical for 18 GHz ~ 40 GHz



KCTL Inc.

65, Sinwon-ro, Yeongtong-gu,
Suwon-si, Gyeonggi-do, 16677, Korea
TEL: 82-31-285-0894 FAX: 82-505-299-8311
www.kctl.co.kr

Report No.:
KR20-SRF0112-A

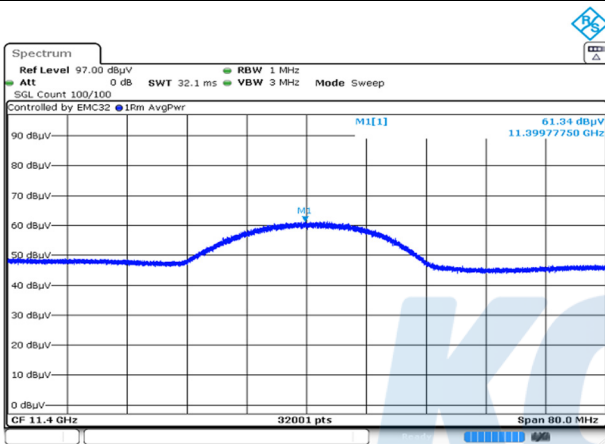
Page (112) of (158)



Highest Channel (5 700 MHz)

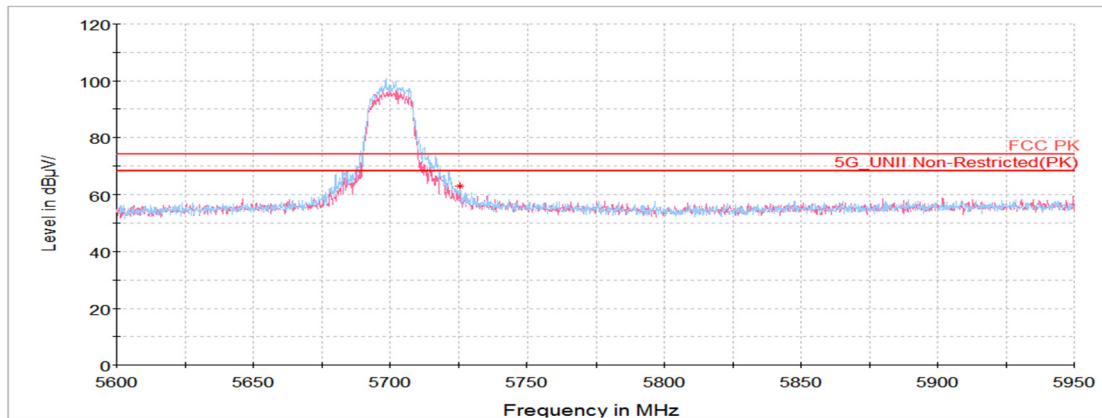
Frequency	Pol.	Reading	Ant. Factor	Amp.+Cable	DCF	Result	Limit	Margin
(MHz)	(V/H)	(dB(μV))	(dB)	(dB)	(dB)	(dB(μV/m))	(dB(μV/m))	(dB)
Peak data								
5 725.70	H	53.58	35.07	-25.93	-	62.72	68.20	5.48
11 400.18 ¹⁾	V	70.01	37.94	-50.11	-	57.84	74.00	16.16
Average Data								
11 400.18 ¹⁾	V	61.34	37.94	-50.11	0.14	49.31	54.00	4.69

Average data

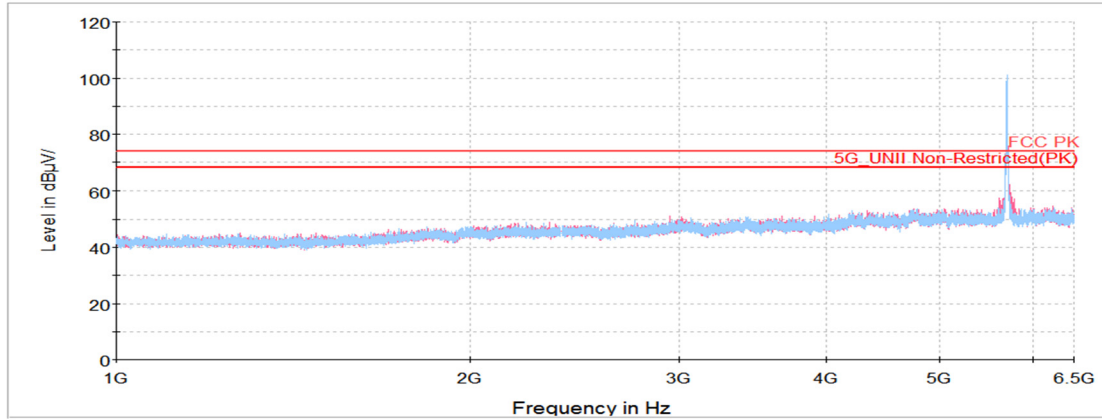


Blank

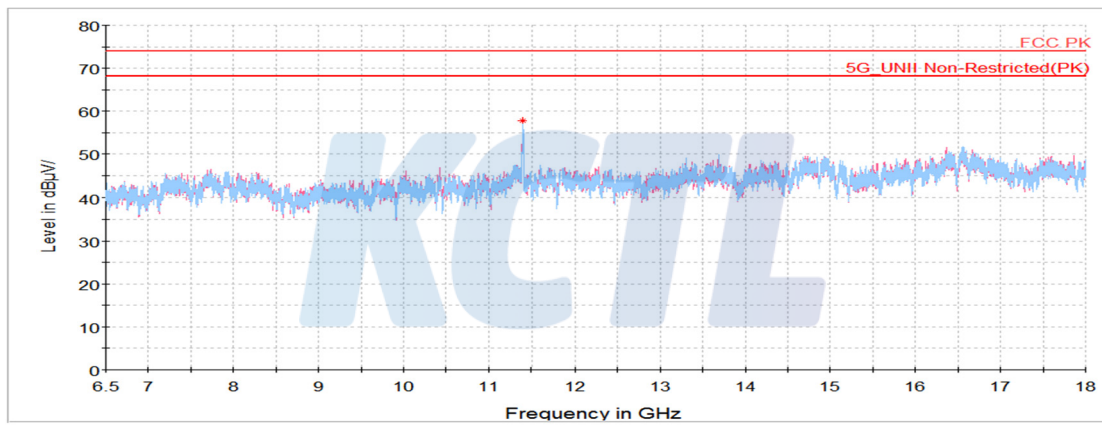
Horizontal/Vertical for Band-edge



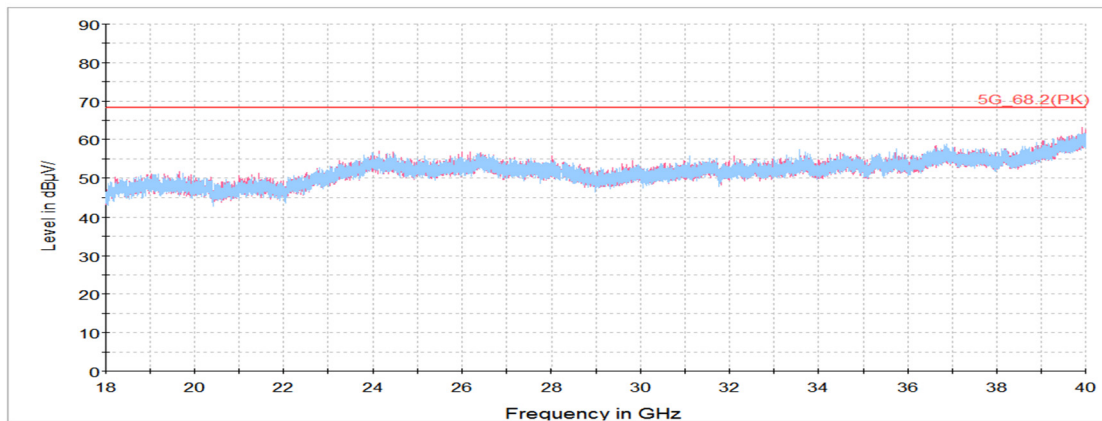
Horizontal/Vertical for 1 GHz ~ 6.5 GHz



Horizontal/Vertical for 6.5 GHz ~ 18 GHz



Horizontal/Vertical for 18 GHz ~ 40 GHz



KCTL Inc.

65, Sinwon-ro, Yeongtong-gu,
Suwon-si, Gyeonggi-do, 16677, Korea
TEL: 82-31-285-0894 FAX: 82-505-299-8311
www.kctl.co.kr

Report No.:
KR20-SRF0112-A

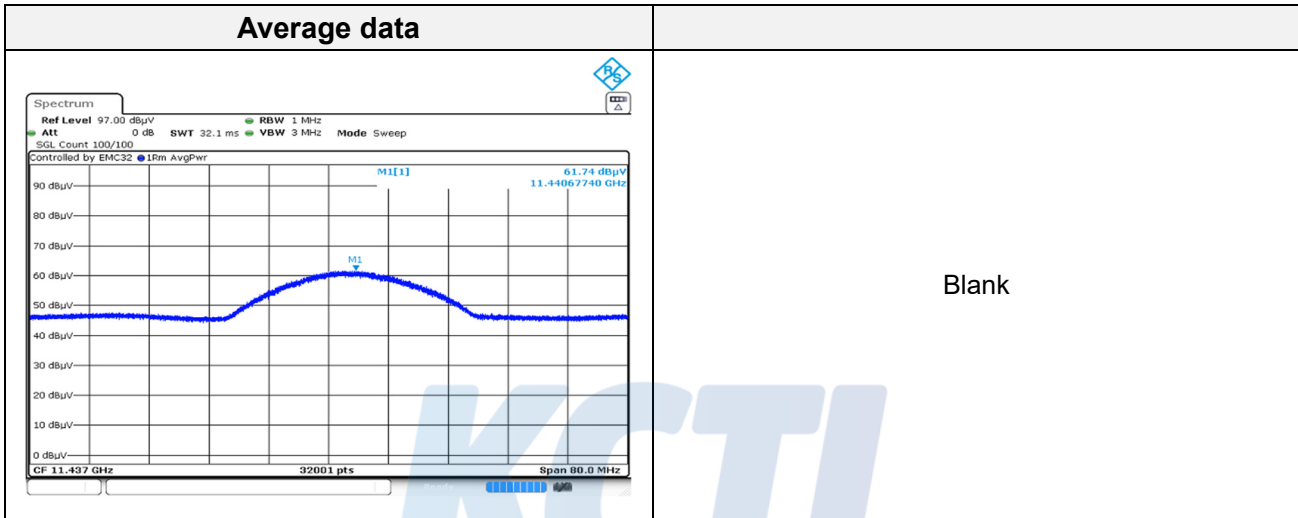
Page (114) of (158)



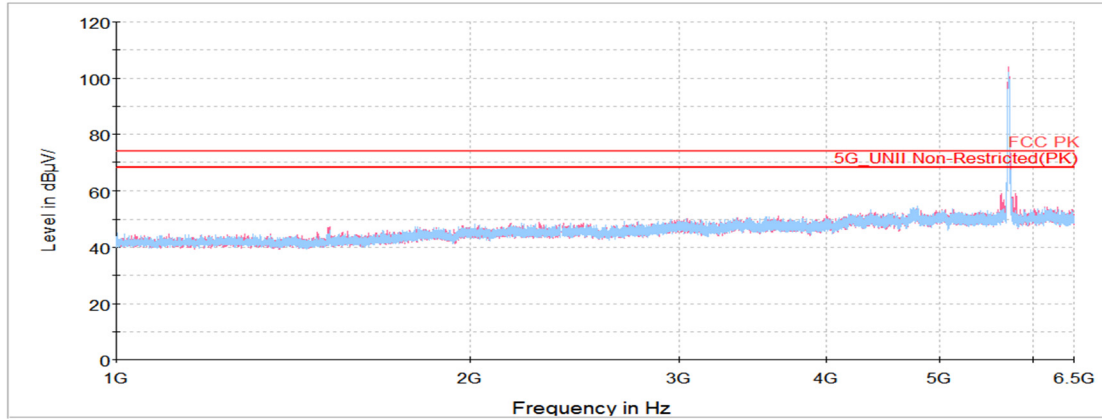
Straddle Channel (5 720 MHz)

Frequency	Pol.	Reading	Ant. Factor	Amp.+Cable	DCF	Result	Limit	Margin
(MHz)	(V/H)	(dB(μ V))	(dB)	(dB)	(dB)	(dB(μ V/m))	(dB(μ V/m))	(dB)
Peak data								
11 440.68 ¹⁾	H	70.00	37.96	-49.93	-	58.03	74.00	15.97
Average Data								
11 440.68 ¹⁾	H	61.74	37.96	-49.93	0.14	49.91	54.00	4.09

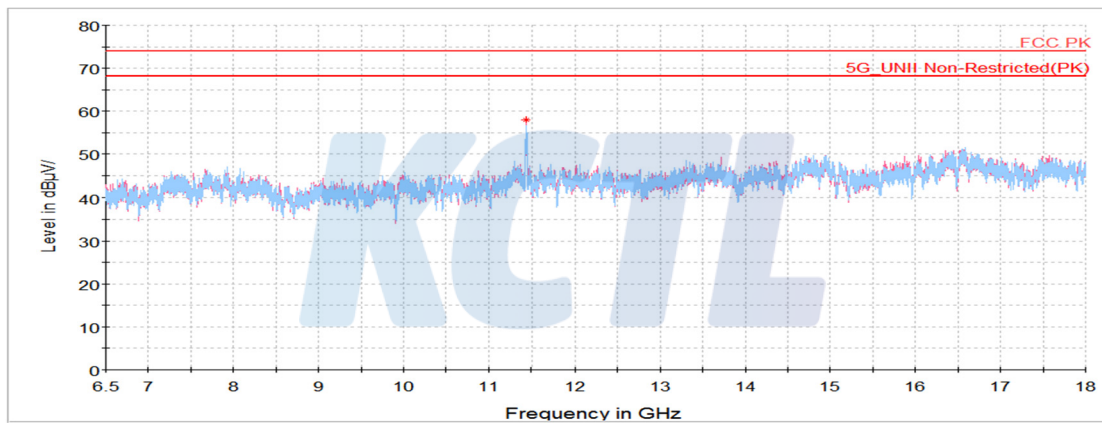
Average data



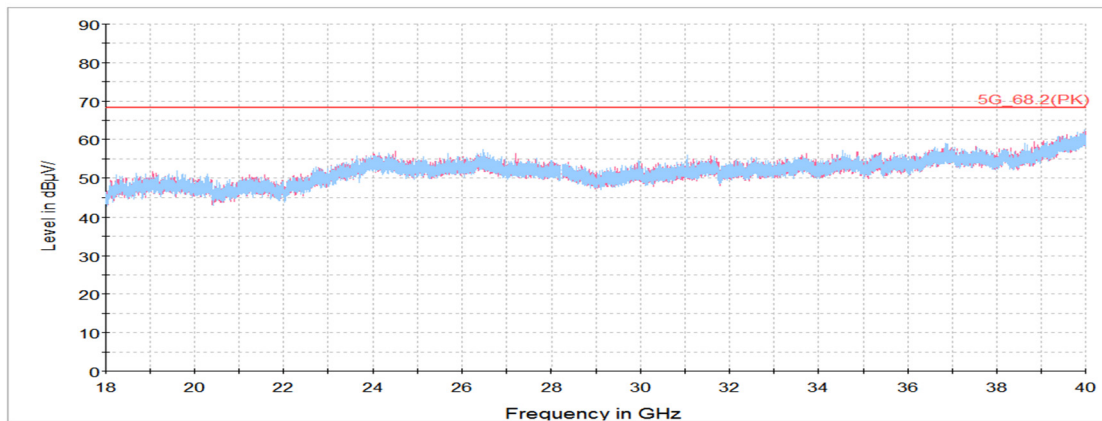
Horizontal/Vertical for 1 GHz ~ 6.5 GHz



Horizontal/Vertical for 6.5 GHz ~ 18 GHz



Horizontal/Vertical for 18 GHz ~ 40 GHz



KCTL Inc.

65, Sinwon-ro, Yeongtong-gu,
Suwon-si, Gyeonggi-do, 16677, Korea
TEL: 82-31-285-0894 FAX: 82-505-299-8311
www.kctl.co.kr

Report No.:
KR20-SRF0112-A

Page (116) of (158)

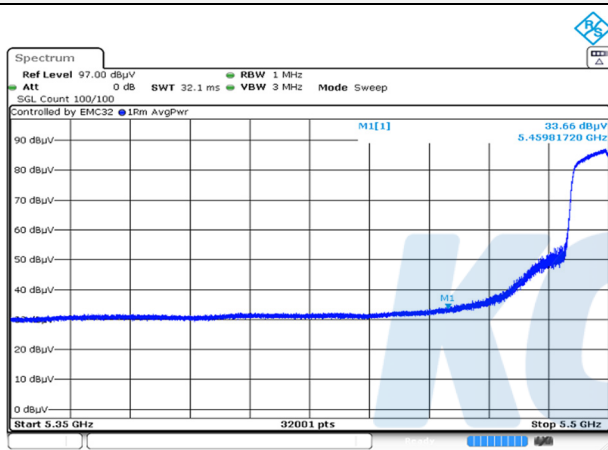


802.11 HT20 UNII-2C

Lowest Channel (5 500 MHz)

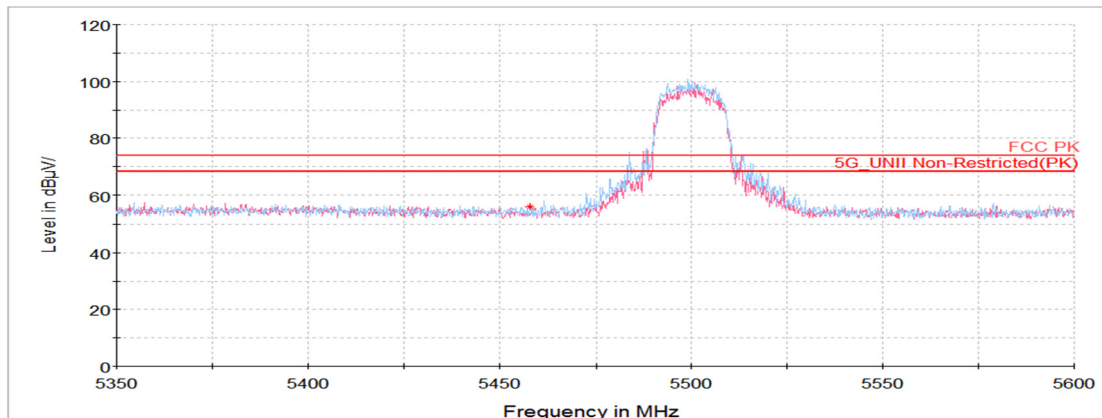
Frequency	Pol.	Reading	Ant. Factor	Amp.+Cable	DCF	Result	Limit	Margin
(MHz)	(V/H)	(dB(μV))	(dB)	(dB)	(dB)	(dB(μV/m))	(dB(μV/m))	(dB)
Peak data								
5 459.82 ¹⁾	H	48.44	34.74	-27.35	-	55.83	74.00	18.17
11 004.05 ¹⁾	V	62.95	37.70	-51.88	-	48.77	74.00	25.23
Average Data								
5 459.82 ¹⁾	H	33.66	34.74	-27.35	0.15	41.20	54.00	12.80

Average data



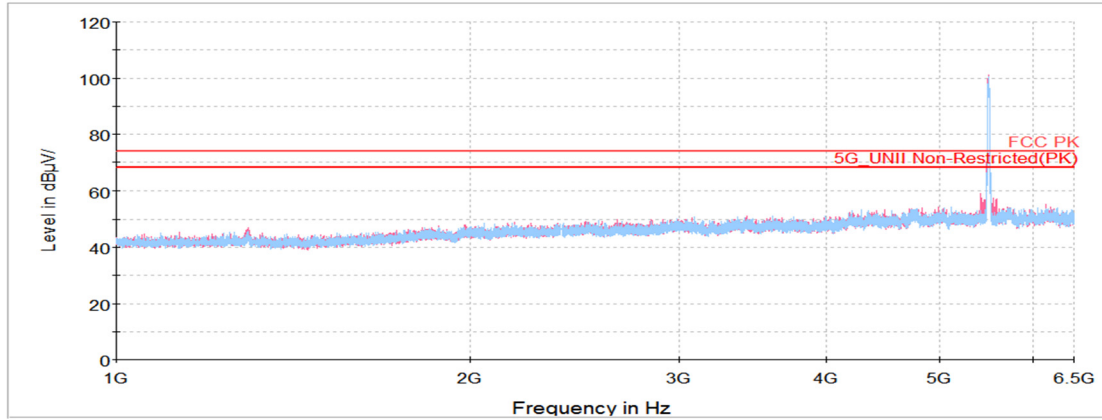
Blank

Horizontal/Vertical for Band-edge

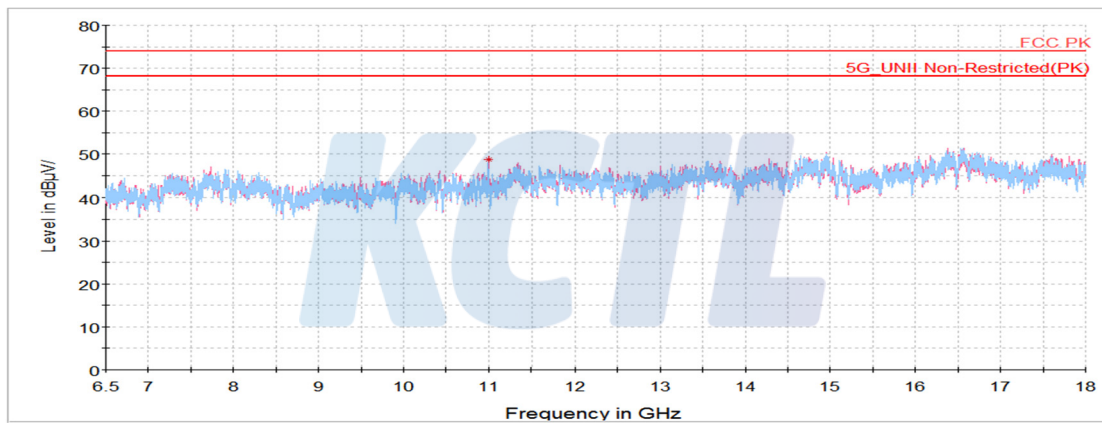


F

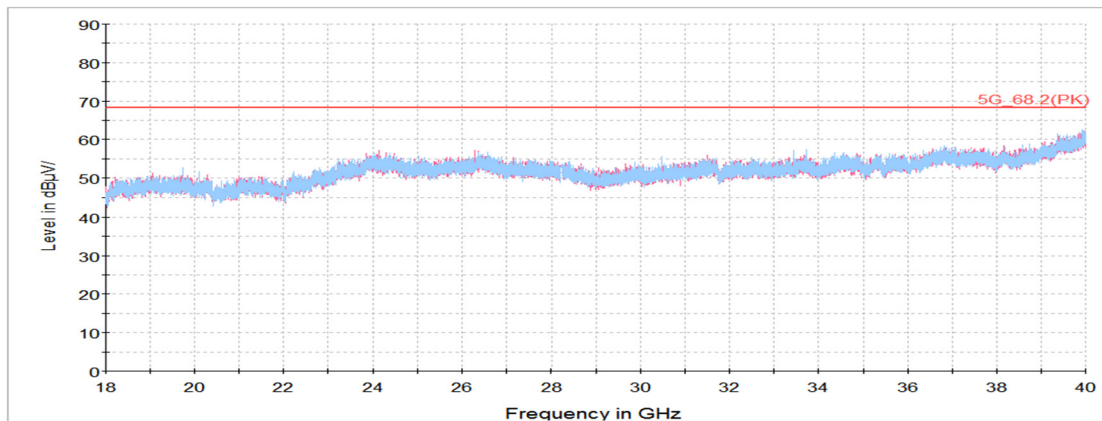
Horizontal/Vertical for 1 GHz ~ 6.5 GHz



Horizontal/Vertical for 6.5 GHz ~ 18 GHz



Horizontal/Vertical for 18 GHz ~ 40 GHz



KCTL Inc.

65, Sinwon-ro, Yeongtong-gu,
Suwon-si, Gyeonggi-do, 16677, Korea
TEL: 82-31-285-0894 FAX: 82-505-299-8311
www.kctl.co.kr

Report No.:
KR20-SRF0112-A

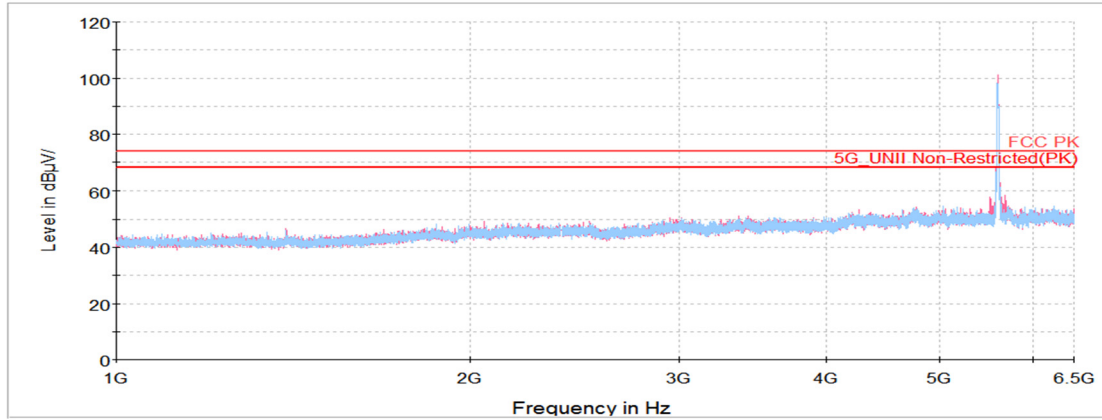
Page (118) of (158)

**Middle Channel (5 600 MHz)**

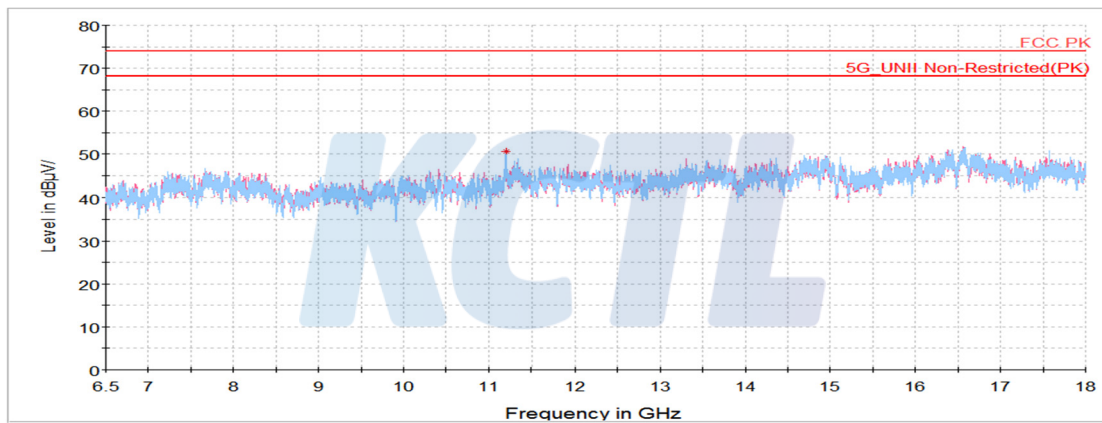
Frequency	Pol.	Reading	Ant. Factor	Amp.+Cable	DCF	Result	Limit	Margin
(MHz)	(V/H)	(dB(μV))	(dB)	(dB)	(dB)	(dB($\mu V/m$))	(dB($\mu V/m$))	(dB)
Peak data								
11 200.98 ¹⁾	H	63.74	37.82	-51.00	-	48.12	74.00	25.88
Average Data								
No spurious emissions were detected within 20 dB of the limit.								



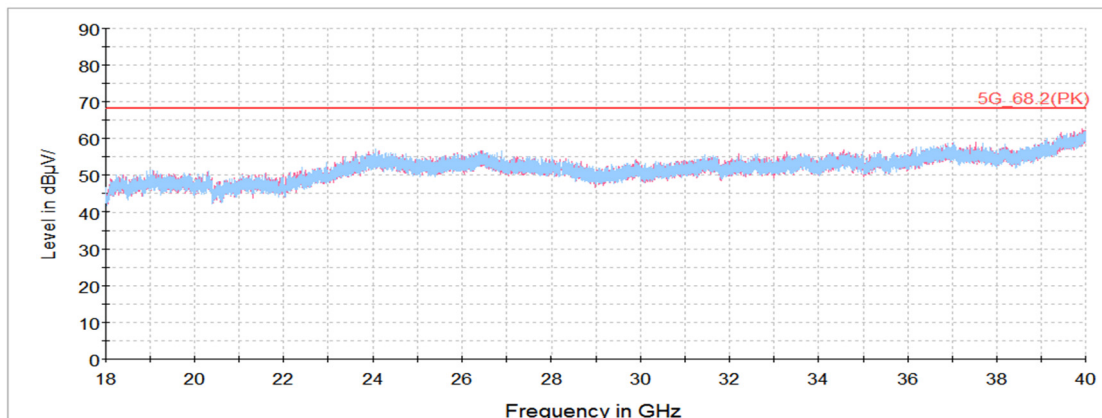
Horizontal/Vertical for 1 GHz ~ 6.5 GHz



Horizontal/Vertical for 6.5 GHz ~ 18 GHz



Horizontal/Vertical for 18 GHz ~ 40 GHz



KCTL Inc.

65, Sinwon-ro, Yeongtong-gu,
Suwon-si, Gyeonggi-do, 16677, Korea
TEL: 82-31-285-0894 FAX: 82-505-299-8311
www.kctl.co.kr

Report No.:
KR20-SRF0112-A

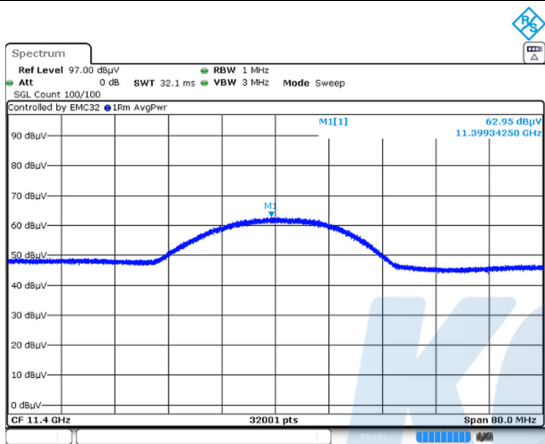
Page (120) of (158)



Highest Channel (5 700 MHz)

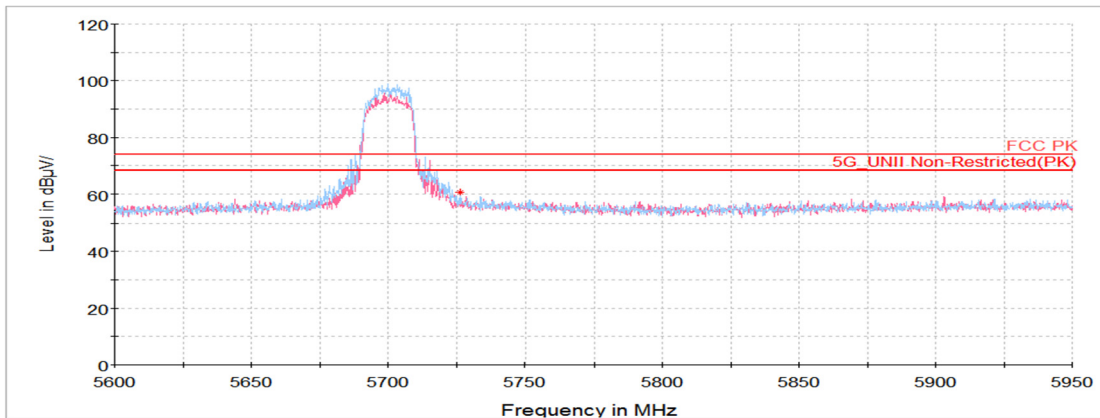
Frequency	Pol.	Reading	Ant. Factor	Amp.+Cable	DCF	Result	Limit	Margin
(MHz)	(V/H)	(dB(μV))	(dB)	(dB)	(dB)	(dB(μV/m))	(dB(μV/m))	(dB)
Peak data								
5 726.56	H	51.46	35.07	-25.94	-	60.59	68.20	7.61
11 401.20 ¹⁾	V	70.95	37.94	-50.10	-	58.79	74.00	15.21
Average Data								
11 401.20 ¹⁾	V	62.95	37.94	-50.10	0.15	50.94	54.00	3.06

Average data

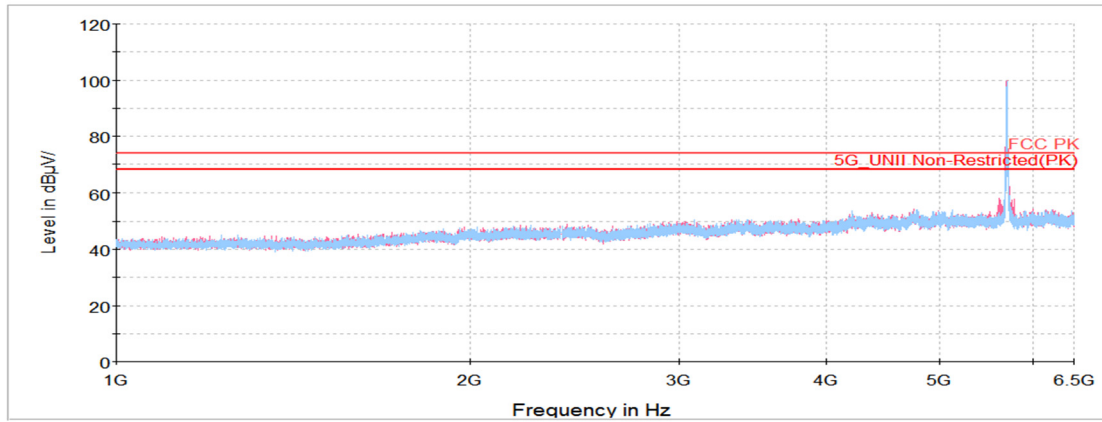


Blank

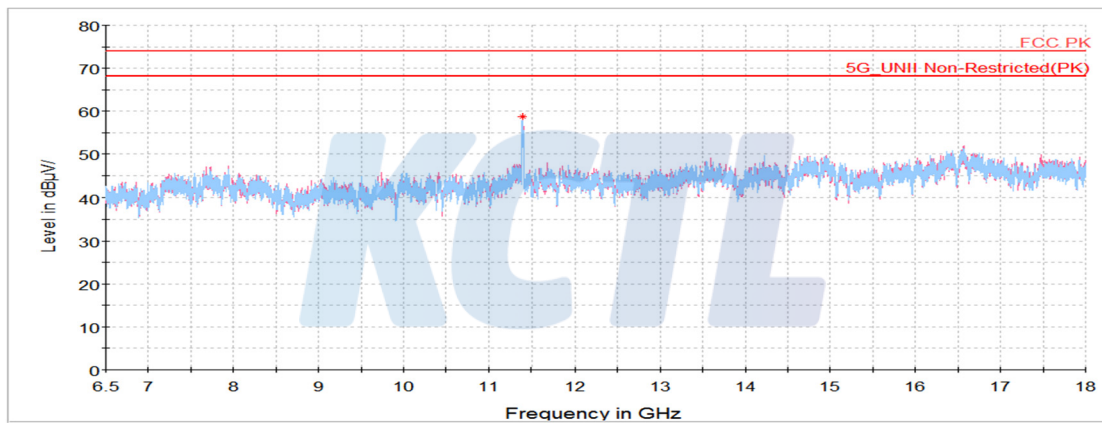
Horizontal/Vertical for Band-edge



Horizontal/Vertical for 1 GHz ~ 6.5 GHz



Horizontal/Vertical for 6.5 GHz ~ 18 GHz



Horizontal/Vertical for 18 GHz ~ 40 GHz

