





11. SETUP PHOTOS



RADIATED EMISSION BELOW 30 MHz




RADIATED EMISSION ABOVE 30 MHz




RADIATED RF MEASUREMENT SETUP FOR PORTABLE CONFIGURATION







TEMPERATURE CHAMBER ENVIRONMENT



AC MAINS LINE CONDUCTED EMISSION



END OF REPORT