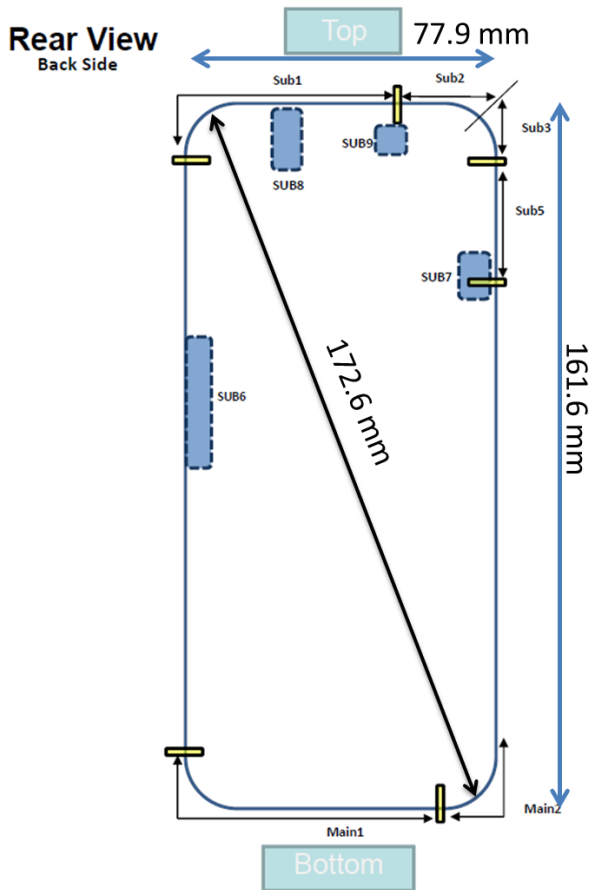


APPENDIX K: DUT ANTENNA DIAGRAM & SAR TEST SETUP PHOTOGRAPHS

FCC ID: A3LSMA356E	SAR EVALUATION REPORT	Approved by: Technical Manager
DUT Type: Portable Handset		APPENDIX K: Page 1 of 12



Tx Antenna Information Blue Highlighted

Ant	Support Band List	Ant	Support Band List
MAIN1 [Ant A]	TX/RX - GSM 850 - WCDMA B5 - LTE B5/12/13/17/26 - NR n5	SUB1 [Ant E]	TX (SRS only) - NR n41 (SRS) GSM drx B50 WCDMA drx B5 LTE drx B5/12/13/17/26 NR drx n5 LTE drx mimo B41 NR drx mimo n41
MAIN2 [Ant B]	TX/RX - GSM 1900 - WCDMA B2/4 - LTE B2/4/25/66/41 - NR n41/66 DRX - NR n77	SUB2 [Ant F]	TX (SRS only) - NR n41 (SRS) GSM drx 1900 WCDMA drx B2/4 LTE drx B2/4/66/41 NR drx n41/66 GPS L1 - Tx Path switching Band LTE B2/4/25/41/66 NR n66 * LTE mid/high + NR mid/high case
		SUB3 [Ant G]	TX/RX - NR n77 - WIFI1_5G
		SUB5 [Ant I]	TX (SRS only) - NR n41 (SRS) LTE PRX MIMO B4/41/66 NR PRX MIMO n41/66 TX/RX WIFI1 2.4G / BT
		SUB6 [Ant J]	LTE drx mimo B4/66 NR drx mimo n66
		SUB7 [Ant K]	NR PRX MIMO n77
		SUB8 [Ant L]	NR drx mimo n77
		SUB9 [Ant M]	TX/RX WIFI2_2.4 / 5G

Note: Exact antenna dimensions and separation distances are shown in the Technical Descriptions in the FCC Filing.

Figure K-1
DUT Antenna Locations

FCC ID: A3LSMA356E	SAR EVALUATION REPORT	Approved by: Technical Manager
DUT Type: Portable Handset		APPENDIX K: Page 2 of 12

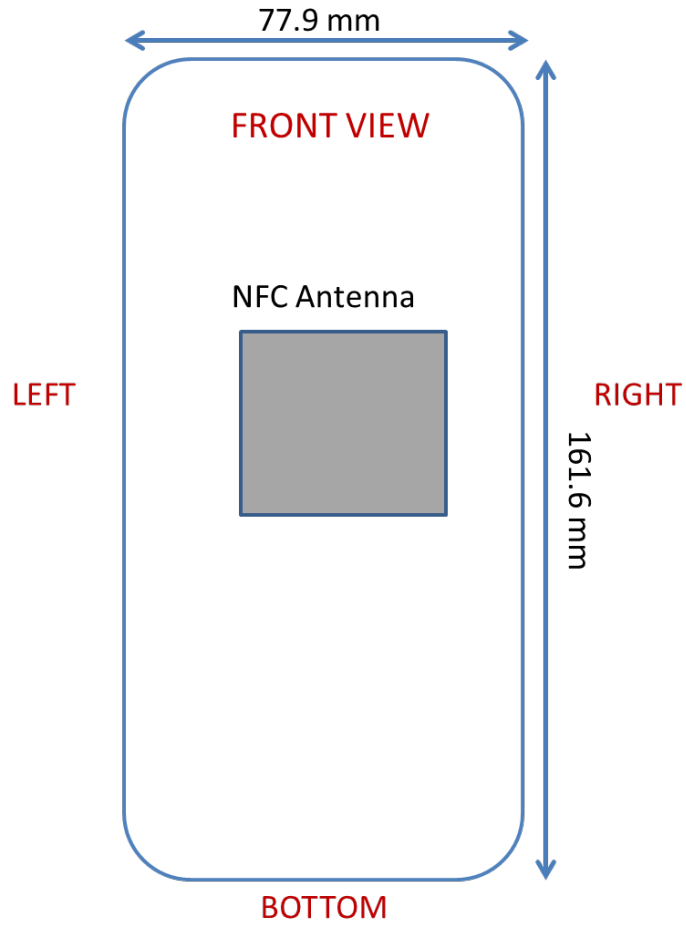



Figure K-2
NFC Antenna Locations

FCC ID: A3LSMA356E	SAR EVALUATION REPORT	Approved by: Technical Manager
DUT Type: Portable Handset		APPENDIX K: Page 3 of 12




SAR Test Setup Photo 1 – Head, Right Cheek at 0mm



SAR Test Setup Photo 2 – Head, Right Tilt at 0mm

FCC ID: A3LSMA356E	SAR EVALUATION REPORT	Approved by: Technical Manager
DUT Type: Portable Handset		APPENDIX K: Page 4 of 12



SAR Test Setup Photo 3 – Head, Left Cheek at 0mm




SAR Test Setup Photo 4 – Head, Left Tilt at 0mm

FCC ID: A3LSMA356E	SAR EVALUATION REPORT	Approved by: Technical Manager
DUT Type: Portable Handset		APPENDIX K: Page 5 of 12



SAR Test Setup Photo 5 – Body-worn/Hotspot, Back Side at 10mm



SAR Test Setup Photo 6 – Phablet, Back Side at 0mm

FCC ID: A3LSMA356E	SAR EVALUATION REPORT	Approved by: Technical Manager
DUT Type: Portable Handset		APPENDIX K: Page 6 of 12



SAR Test Setup Photo 7 – Hotspot, Front Side at 10mm



SAR Test Setup Photo 8 – Phablet, Front Side at 0mm

FCC ID: A3LSMA356E	SAR EVALUATION REPORT	Approved by: Technical Manager
DUT Type: Portable Handset		APPENDIX K: Page 7 of 12




SAR Test Setup Photo 9 – Hotspot, Bottom Edge at 10mm



SAR Test Setup Photo 10 – Phablet, Bottom Edge at 0mm

FCC ID: A3LSMA356E	SAR EVALUATION REPORT	Approved by: Technical Manager
DUT Type: Portable Handset		APPENDIX K: Page 8 of 12



SAR Test Setup Photo 11 – Hotspot, Top Edge at 10mm



SAR Test Setup Photo 12 – Phablet, Top Edge at 0mm

FCC ID: A3LSMA356E	SAR EVALUATION REPORT	Approved by: Technical Manager
DUT Type: Portable Handset		APPENDIX K: Page 9 of 12



SAR Test Setup Photo 13 – Hotspot, Right Edge at 10mm



SAR Test Setup Photo 14 – Phablet, Right Edge at 0mm

FCC ID: A3LSMA356E	SAR EVALUATION REPORT	Approved by: Technical Manager
DUT Type: Portable Handset		APPENDIX K: Page 10 of 12

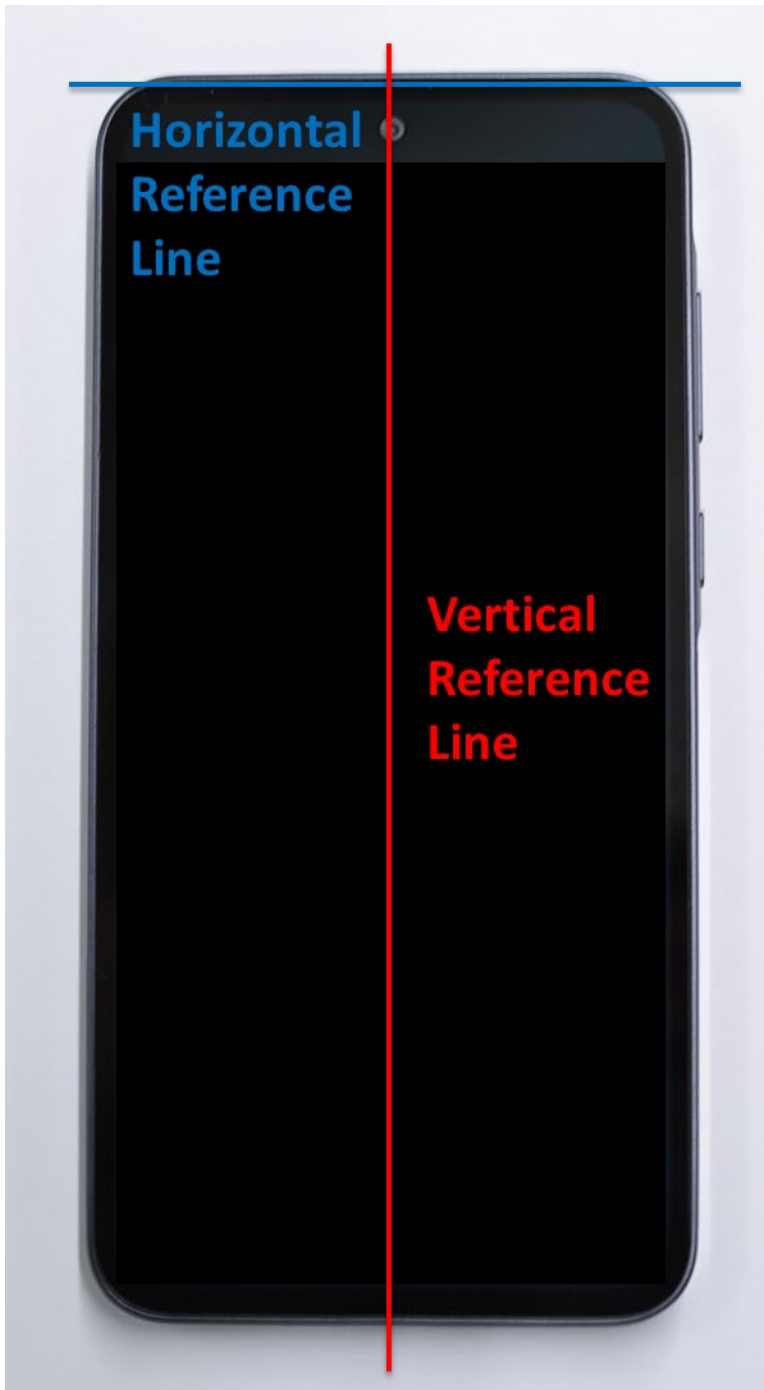


SAR Test Setup Photo 15 – Hotspot, Left Edge at 10mm



SAR Test Setup Photo 16 – Phablet, Left Edge at 0mm

FCC ID: A3LSMA356E	SAR EVALUATION REPORT	Approved by: Technical Manager
DUT Type: Portable Handset		APPENDIX K: Page 11 of 12



SAR Test Setup Photo 17 – Reference Lines

FCC ID: A3LSMA356E	SAR EVALUATION REPORT	Approved by: Technical Manager
DUT Type: Portable Handset		APPENDIX K: Page 12 of 12