

QUICK START GUIDE

SM-A336M
SM-A336M/DSN

If you use a screen protector, make sure it allows for use of the On-screen fingerprint sensor.

Visit www.samsung.com to view device information, the user manual, and more.

You may incur additional charges for accessing the Internet.

Printed in Korea
GH68-53041A Rev.1.0
English, Spanish (LTN), 01/2021

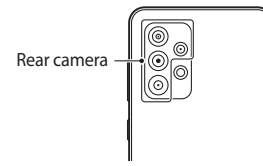
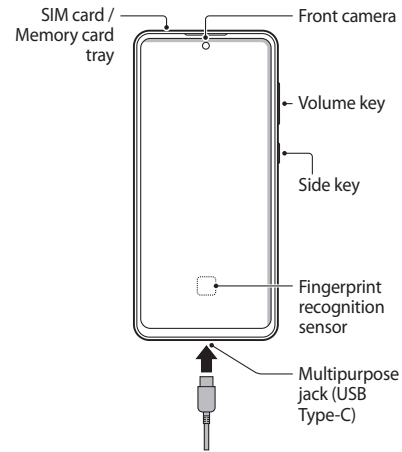
Package contents

- Device
- Ejection pin
- USB cable
- USB power adaptor
- Quick start guide

The items supplied with the device and their images may vary by region.

Device layout

To turn on the device, press and hold the Side key for a few seconds.

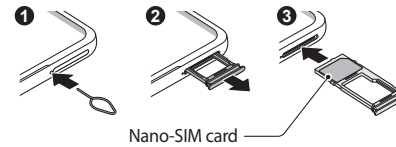


The charger should remain close to the electric socket and easily accessible while charging.

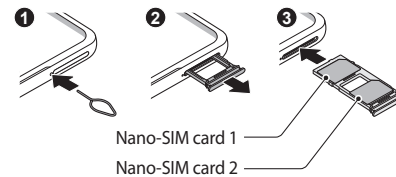
Installing a nano-SIM card

- Nano-SIM cards are sold separately.
- Support for single SIM and dual SIM models may vary by region.

► Single SIM models:



► Dual SIM models:



Safety information

Read all safety information before using the device to ensure safe and proper use. You can view more safety information in the safety information menu of the Settings app.

Warning

Follow the warnings below to prevent incidents, such as fires or explosions, injuries, or damage to the device

- Do not expose the device to physical impact or damage.
- Use only Samsung-approved batteries, chargers, and cables specifically designed for your device.
- Prevent the multipurpose jack and battery terminals from coming into contact with foreign materials such as metal, liquids, or dust.
- If any part of the device, such as the glass or acrylic body, is broken, smokes, or emits a burning odor, stop using the device immediately. Use the device again only after it has been repaired at a Samsung Service Center.
- Do not turn on or use the device when the battery compartment is exposed.
- Do not disassemble or reuse the battery.
- Do not allow children or animals to chew or suck the device.
- The device can be used in locations with an ambient temperature of 0 °C to 35 °C. You can store the device at an ambient temperature of -20 °C to 50 °C. Using or storing the device outside of the recommended temperature ranges may damage the device or reduce the battery's lifespan.
- Do not use your device in a hot environment or near fire.
- Comply with all safety warnings and regulations regarding mobile device usage while operating a vehicle.

You can download and install the firmware update to upgrade your device's software with the firmware over-the-air (FOTA) service. To check for the firmware update, launch the **Settings** app and tap **Software update** → **Download and install**.

Specific Absorption Rate (SAR) certification information

Your device conforms to U.S. Federal Communications Commission (FCC) standards that limit human exposure to radio frequency (RF) energy emitted by radio and telecommunications equipment. These standards prevent the sale of mobile devices that exceed a maximum exposure level (known as the Specific Absorption Rate, or SAR) of 1.6 W/kg. In normal use, the actual SAR is likely to be much lower, as the device has been designed to emit only the RF energy necessary to transmit a signal to the nearest base station. By automatically emitting lower levels when possible, your device reduces your overall exposure to RF energy.

This device complies with part 15 of the FCC Rules. Operation is subject to the following two conditions: (1) This device may not cause harmful interference, and (2) this device must accept any interference received, including interference that may cause undesired operation.

The FCC has granted an Equipment Authorization for this model device based on the compliance of all reported SAR levels with the FCC RF exposure guidelines. Some devices are required to receive approval from the FCC. If your device required FCC approval, you can view the FCC certification by opening Settings → About phone → Status or Status information.

SAR information for this and other devices can be found on the FCC website at: www.fcc.gov/oet/ea/.

Follow the instructions on the website to use the FCC ID to find SAR values for the device.

SAR information for this device can also be found on Samsung's website: www.samsung.com/sar.

The device may be damaged if water or dust enters the device. Follow these tips carefully to maintain the water- and dust-resistant performance of the device.

- Do not immerse the device in fresh water deeper than 1 m or keep it submerged for more than 30 minutes.
- Do not expose the device to **water moving with force**. Do not suddenly apply water pressure to the device, such as when diving.
- If the device is exposed to fresh water, dry it thoroughly with a clean, soft cloth. If the device is exposed to other liquids, such as salt water, swimming pool water, soapy water, oil, perfume, sunscreen, hand cleaner, or chemical products such as cosmetics, rinse it with fresh water and dry it thoroughly with a clean, soft cloth. If you do not follow these instructions, the device's performance and appearance may be affected.
- **If the device has been immersed in water or the microphone or speaker is wet**, sound may not be heard clearly during a call.
- **Your device has been tested in a controlled environment and certified to be water- and dust-resistant in specific situations (meets requirements of classification IP67 as described by the international standard IEC 60529-Degrees of Protection provided by Enclosures [IP Code]; test conditions: 15-35 °C, 86-106 kPa, fresh water, 1 metre, 30 minutes). Despite this classification, it is still possible for your device to be damaged in certain situations.**

If your device is frozen and unresponsive, press and hold the Side key and the Volume Down key simultaneously for more than 7 seconds to restart it.

The actual available capacity of the internal memory is less than the specified capacity because the operating system and default apps occupy part of the memory. The available capacity may change when you upgrade the device.

It is recommended not to use fixed graphics on part or all of the touchscreen for extended periods. Doing so may result in afterimages (screen burn-in) or ghosting.



To prevent possible hearing damage when using a headset, do not listen to sound at high volume for long periods.

Important legal information

Arbitration Agreement - This Product is subject to a binding arbitration agreement between you and SAMSUNG ELECTRONICS AMERICA, INC. ("Samsung"). You can opt out of the agreement within 30 calendar days of the first consumer purchase by emailing optout@sea.samsung.com or calling 1-800-SAMSUNG (726-7864) and providing the applicable information.

The full Arbitration Agreement, Standard One-year Limited Warranty, End User License Agreement (EULA), and Health & Safety Information for your device are available online:

- English: www.samsung.com/us/Legal/Phone-HSGuide
- Spanish: www.samsung.com/us/Legal/Phone-HSGuide-SP

This information can also be found on the device in the "About device" or "About phone" or "About tablet" section, for example:

- Settings > About phone or About device or About tablet > Legal information > Samsung legal
- Or, Search "Legal"

If your device required Federal Communications Commission (FCC) approval, you can view the FCC certification by opening Settings > About phone or About device or About tablet > Status.

Health and Safety

WARNING! To avoid electric shock and damage to your device, do not charge device while it is wet or in an area where it could get wet. Do not handle device, charger or cords with wet hands while charging.

Maintaining dust and water resistance

The device is not impervious to dust and water damage in any situation. It is important that all compartments are closed tightly.

Follow these tips carefully to prevent damage to the device and maintain dust and water resistance performance:

- Water resistant based on IP68 rating, which tests submersion in fresh water deeper than 1.5 meters or keep it submerged for more than 30 minutes. If device is exposed to fresh water, dry it thoroughly with a clean, soft cloth; if exposed to liquid other than fresh water, rinse with fresh water and dry as directed.
- Any device which uses accessible compartments or ports that can be opened should have these sealed or closed tightly to prevent liquid from entering the system.
- If the device has been immersed in water or the microphone or speaker is wet, sound may not be heard clearly during a call. After wiping the device with a dry cloth, dry it thoroughly before using it.
- Do not expose the device to water at high pressure.
- If the device is dropped or receives an impact, the water and dust resistant features of the device may be damaged.

Note: Liquid other than fresh water may enter the device faster. Failure to rinse the device in fresh water and dry it as instructed may cause the device to suffer from operability or cosmetic issues.

Samsung Knox

Samsung Knox is Samsung's security platform. Additional licensing fees may be required for enterprise use. For more information about Knox, please refer to: www.samsung.com/us/knox

Specific Absorption Rate (SAR) certification information

For information about SAR, visit :

- <https://www.fcc.gov/general/radio-frequency-safety-0>
- [www.fcc.gov/encyclopedia/
specific-absorption-rate-sar-cellular-telephones](http://www.fcc.gov/encyclopedia/specific-absorption-rate-sar-cellular-telephones)
- www.samsung.com/sar

Body-worn operations are restricted to belt-clips, holsters or similar accessories that have no metallic component in the assembly and must provide at least 1.5cm separation between the device and the user's body.

Samsung mobile products and recycling

WARNING! Never dispose of batteries in a fire because they may explode. Do not disassemble, crush, puncture, heat, burn or reuse.

For battery and cell phone recycling, go to call2recycle.org or call 1-800-822-8837.



For more recycling information, go to our website: www.samsung.com/recycling or call 1-800-SAMSUNG.

Your location

Location-based information on that can be used to determine the approximate location of a mobile device. If you use applications that require location-based information (e.g., driving directions), such information may be shared with third-parties, including your wireless service provider, applications providers, Samsung, and other third-parties providing services.

Navigation

Maps, directions, and other navigation data, including data relating to your current location, may contain inaccurate or incomplete data. Therefore, you should always pay attention to road conditions, closures, traffic, and all other factors that may impact safe driving or walking.

FCC Part 15 Information and Notices

. **Note:** Any device that uses Bluetooth or Wi-Fi is subject to FCC Part 15. Any device with a power supply is subject to Part 15 which also covers both intentional radiators (Bluetooth and Wi-Fi) and unintentional radiators (such as emissions from power supplies and circuit boards).

Pursuant to part 15.21 of the FCC Rules, you are cautioned that changes or modifications not expressly approved by Samsung

could void your authority to operate the device. This device complies with part 15 of the FCC Rules. Operation is subject to the following two conditions: (1) This device may not cause harmful interference, and (2) this device must accept any interference received, including interference that may cause undesired operation.

. **Note:** This equipment has been tested and found to comply with the limits for a Class B digital device, pursuant to part 15 of the FCC Rules. These limits are designed to provide reasonable protection against harmful interference in a residential installation. This equipment generates, uses and can radiate radio frequency energy and, if not installed and used in accordance with the instructions, may cause harmful interference to radio communications.

However, there is no guarantee that interference will not occur in a particular installation. If this equipment does cause harmful interference to radio or television reception, which can be determined by turning the equipment off and on, the user is encouraged to try to correct the interference by one or more of the following measures:

- Reorient or relocate the receiving antenna.
- Increase the separation between the equipment and receiver.
- Connect the equipment into an outlet on a circuit different from that to which the receiver is connected.
- Consult the dealer or an experienced radio/TV technician for help.

The device may cause TV or radio interference if used in close proximity to receiving equipment. The FCC can require you to stop using the mobile device if such interference cannot be eliminated.

GPS & AGPS

Certain Samsung Mobile Devices can use a Global Positioning System (GPS) signal for location-based applications. Changes may affect the performance of location-based technology on your mobile device.

Certain Samsung Mobile Devices can also use an Assisted Global Positioning System (AGPS), which obtains information from the cellular network to improve GPS performance. Contact your wireless service provider for details.

Use of AGPS in emergency calls

When you make an emergency call, the cellular network may activate AGPS technology in your mobile device to tell the emergency responders your approximate location.

AGPS has limitations and might not work in your area.

Wireless Emergency Alerts (WEA)

The Wireless Emergency Alerts (WEA) is part of the US emergency system. Since 2012, the WEA system been used to warn the public weather condition, missing children, and other critical situations

– all through alerts on compatible cell phones and other mobile devices. For more information visit: <https://www.fcc.gov/document/fcc-renames-cmas-wireless-emergency-alerts-wea>

Emergency calls

Emergency calls may not be possible on all wireless mobile device networks or when certain network services and/or mobile device features are in use. Check with local service providers. If certain features are in use (e.g. call blocking) you may first need to deactivate those features before you can make an emergency call.

HAC for Newer Technologies

This device has been tested and rated for use with hearing aids for some of the wireless technologies that it uses. However, there may be some newer wireless technologies used in this device that have not been tested yet for use with hearing aids. It is important to try the different features of this device thoroughly and in different locations, using your hearing aid or cochlear implant, to determine if you hear any interfering noise.

Consult your service provider or the manufacturer of this device for information on hearing aid compatibility. If you have questions about return or exchange policies, consult your service provider or device retailer. [123016]

Device temperature

Caution! Some applications or prolonged usage may increase device temperature.

If the device feels hot to the touch, discontinue use and close all applications or turn off the device until it cools.

Always ensure that the device has adequate ventilation and air flow. Covering the device can trap any dissipating heat and redirect it back to the device while it is active.

©2020 Samsung Electronics America, Inc. Samsung is a registered trademark of Samsung Electronics Co., Ltd.