



HCT Co., Ltd.
74, Seoicheon-ro 578beon-gil, Majang-myeon, Icheon-si, Gyeonggi-
do, 17383 KOREA Tel. +82 31 634 6300 Fax. +82 31 645 6401

FCC ID: A3LSMA326U

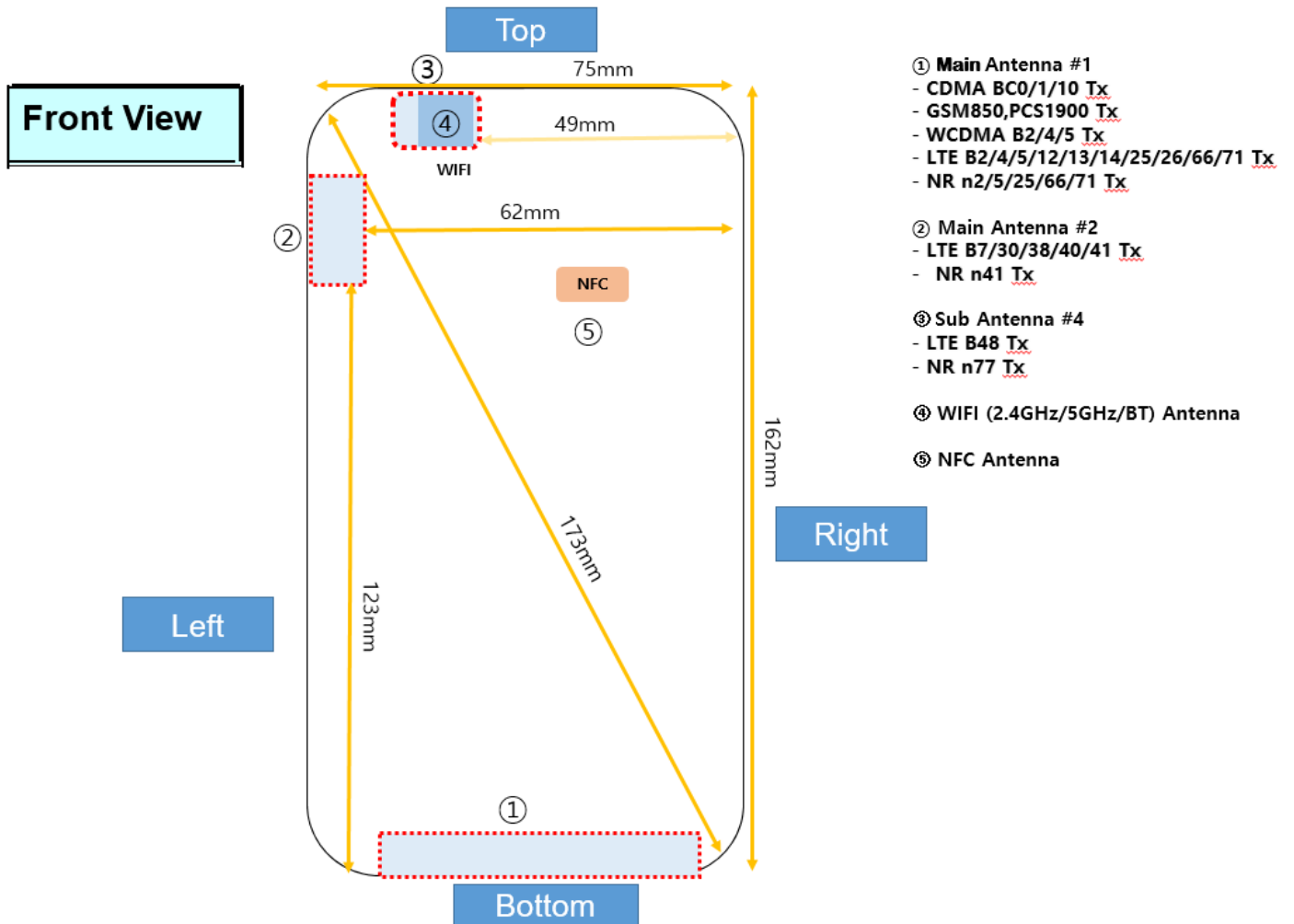
Appendix A.

- DUT Antenna Information and SAR Test SETUP PHOTOGRAPHS

REVISION HISTORY

Revision No.	Date of Issue	Description
0	Feb. 15, 2021	Initial Release
1	Feb. 19, 2021	Revised Page 2

- DUT Antenna Information





- SAR Test SETUP PHOTOGRAPHS

1. Head
1.1 Left All




1.2 Left Touch / Left Tilt



1.3 Right All



1.4 Right Touch / Right Tilt



2. Body

2.1 Body All



2.2 Body Rear



Distance of 10 mm from the EUT



Distance of 15 mm from the EUT

2.3 Body Front



Distance of 10 mm from the EUT



Distance of 15 mm from the EUT

2.4 Body Left



Distance of 10 mm from the EUT

2.5 Body Right



Distance of 10 mm from the EUT

2.6 Body Top



Distance of 10 mm from the EUT


2.7 Body Bottom



Distance of 10 mm from the EUT

3. Phablet

3.1 Phablet SAR Test Setup Rear




Distance of 0 mm from the EUT

3.2 Phablet SAR Test Setup Front



Distance of 0 mm from the EUT

3.3 Phablet SAR Test Setup Left



Distance of 0 mm from the EUT

3.4 Phablet SAR Test Setup Right



Distance of 0 mm from the EUT

3.5 Phablet SAR Test Setup Top



Distance of 0 mm from the EUT

3.6 Phablet SAR Test Setup Bottom



Distance of 0 mm from the EUT

3.7 Phablet SAR Test Setup Rear



Distance of 12 mm from the EUT for Main Ant#2



Distance of 10 mm from the EUT for Main Ant#1

3.8 Phablet SAR Test Setup Left



Distance of 6 mm from the EUT for Main Ant#2

3.9 Phablet SAR Test Setup Bottom



Distance of 3 mm from the EUT for Main Ant#1