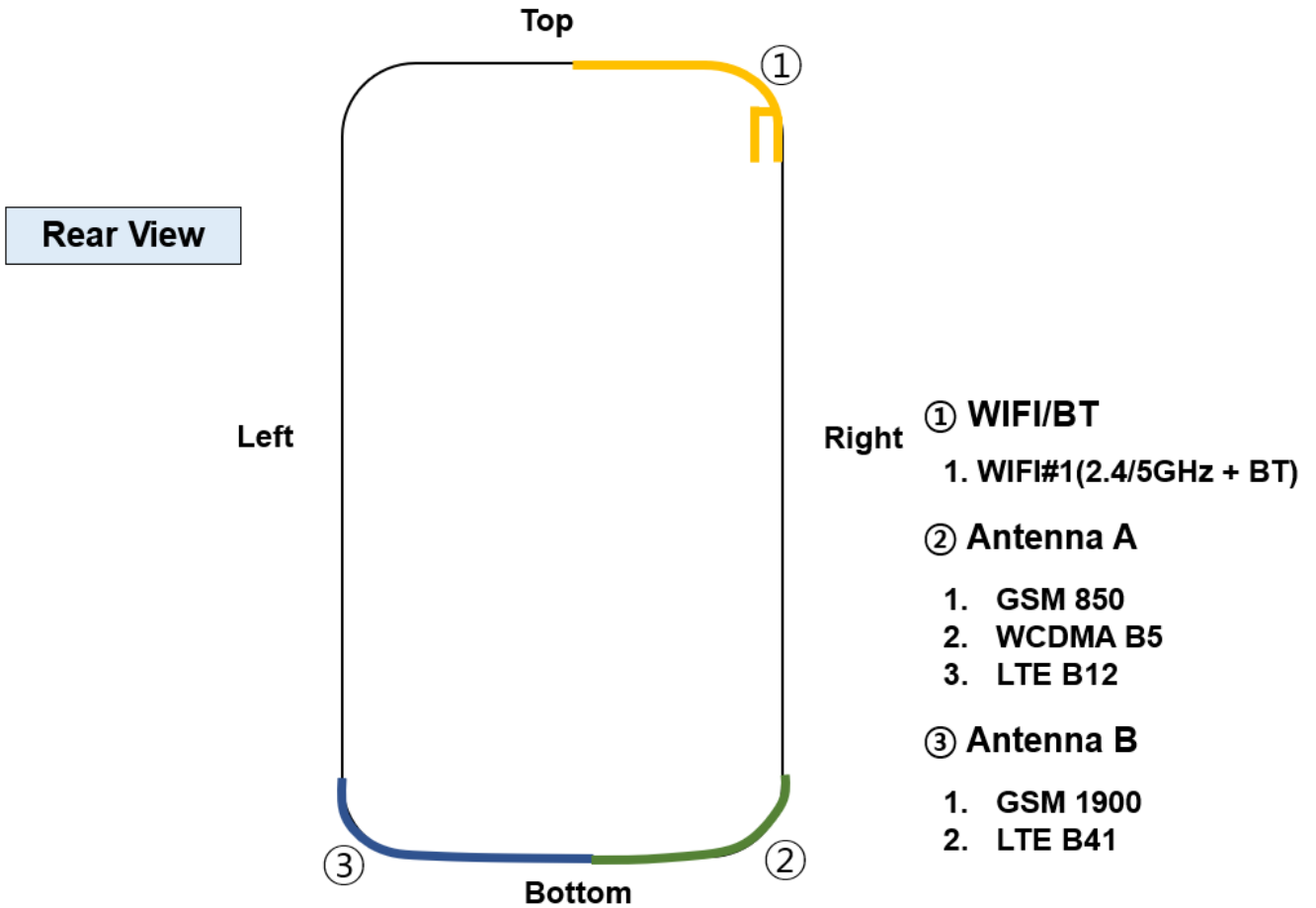
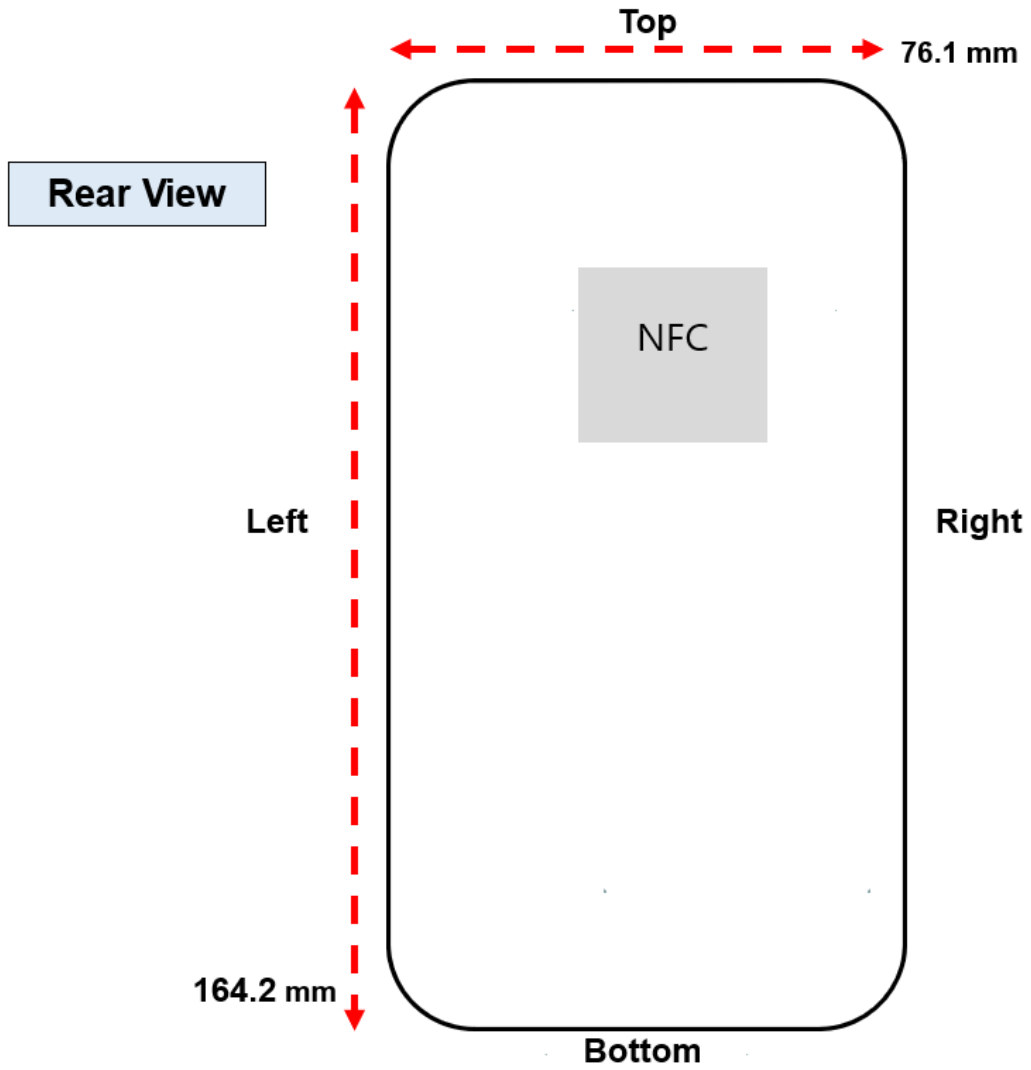


Appendix A

- DUT Antenna Information and SAR Test SETUP PHOTOGRAPHS

- DUT Antenna Information






1. Head
1.1 Left All



1.2 Left Touch / Left Tilt



1.3 Right All



1.4 Right Touch / Right Tilt



2. Body

2.1 Body All



2.2 Body Rear



Distance of 10 mm from the EUT



Distance of 15 mm from the EUT

2.3 Body Front



Distance of 10 mm from the EUT




Distance of 15 mm from the EUT

2.4 Body Left



Distance of 10 mm from the EUT

2.5 Body Right



Distance of 10 mm from the EUT

2.6 Body Bottom



Distance of 10 mm from the EUT

2.7 Body Top



Distance of 10 mm from the EUT

3. Phablet

3.1 Phablet SAR Test Setup Rear



Distance of 0 mm from the EUT

3.2 Phablet SAR Test Setup Front



Distance of 0 mm from the EUT

3.3 Phablet SAR Test Setup Left



Distance of 0 mm from the EUT

3.4 Phablet SAR Test Setup Right



Distance of 0 mm from the EUT

3.5 Phablet SAR Test Setup Bottom



Distance of 0 mm from the EUT

3.7 Phablet SAR Test Setup Top



Distance of 0 mm from the EUT