

**HCT Co., Ltd.**

74, Seoicheon-ro 578beon-gil, Majang-myeon, Icheon-si, Gyeonggi-do, 17383 KOREA
Tel. +82 31 634 6300 Fax. +82 31 645 6401

Appendix A: Test Setup Photo

FCC ID
A3LSMA325M

File No.

HCT-RF-2101-FC084-P	HCT-RF-2101-FC087-P
HCT-RF-2101-FC085-P	HCT-RF-2101-FC088-P
HCT-RF-2101-FC086-P	HCT-RF-2101-FC089-P

REVISION HISTORY


The revision history for this document is shown in table.


Revision No.	Date of Issue	Description
0	January 21, 2021	Initial Release


File No.	HCT-RF-2101-FC084 -P	HCT-RF-2101-FC085 -P	HCT-RF-2101-FC086 -P	HCT-RF-2101-FC087 -P
	HCT-RF-2101-FC088 -P	HCT-RF-2101-FC089 -P		


1. Radiated Test Setup Photo


Radiated spurious emissions & Restricted Band Edge (Above 1 GHz)



















Radiated spurious emissions (Below 1GHz)

















NFC Radiated Test Setup Photo for below 30 MHz:















NFC Radiated Test Setup Photo for 30 MHz ~ 1 GHz














2. Conducted Test Setup Photo



File No.	HCT-RF-2101-FC084 -P	HCT-RF-2101-FC085 -P	HCT-RF-2101-FC086 -P	HCT-RF-2101-FC087 -P
	HCT-RF-2101-FC088 -P	HCT-RF-2101-FC089 -P		

3. AC Power Line Conducted Test Setup Photo

