

**HCT Co., Ltd.**

74, Seoicheon-ro 578beon-gil, Majang-myeon, Icheon-si, Gyeonggi-do, 17383 KOREA
Tel. +82 31 634 6300 Fax. +82 31 645 6401

Appendix A: Test Setup Photo

FCC ID
A3LSMA325F

File No.

HCT-RF-2101-FC090-P
HCT-RF-2101-FC091-P
HCT-RF-2101-FC092-P

HCT-RF-2101-FC093-P
HCT-RF-2101-FC094-P
HCT-RF-2101-FC095-P

REVISION HISTORY


The revision history for this document is shown in table.


Revision No.	Date of Issue	Description
0	January 22, 2021	Initial Release


File No.	HCT-RF-2101-FC090-P	HCT-RF-2101-FC091-P	HCT-RF-2101-FC092-P	HCT-RF-2101-FC093-P
	HCT-RF-2101-FC094-P	HCT-RF-2101-FC095-P		


1. Radiated Test Setup Photo


Radiated spurious emissions & Restricted Band Edge (Above 1 GHz)



















Radiated spurious emissions (Below 1GHz)
















NFC Radiated Test Setup Photo for below 30 MHz:

















NFC Radiated Test Setup Photo for 30 MHz ~ 1 GHz:














2. Conducted Test Setup Photo



File No.	HCT-RF-2101-FC090-P	HCT-RF-2101-FC091-P	HCT-RF-2101-FC092-P	HCT-RF-2101-FC093-P
	HCT-RF-2101-FC094-P	HCT-RF-2101-FC095-P		

3. AC Power Line Conducted Test Setup Photo

