

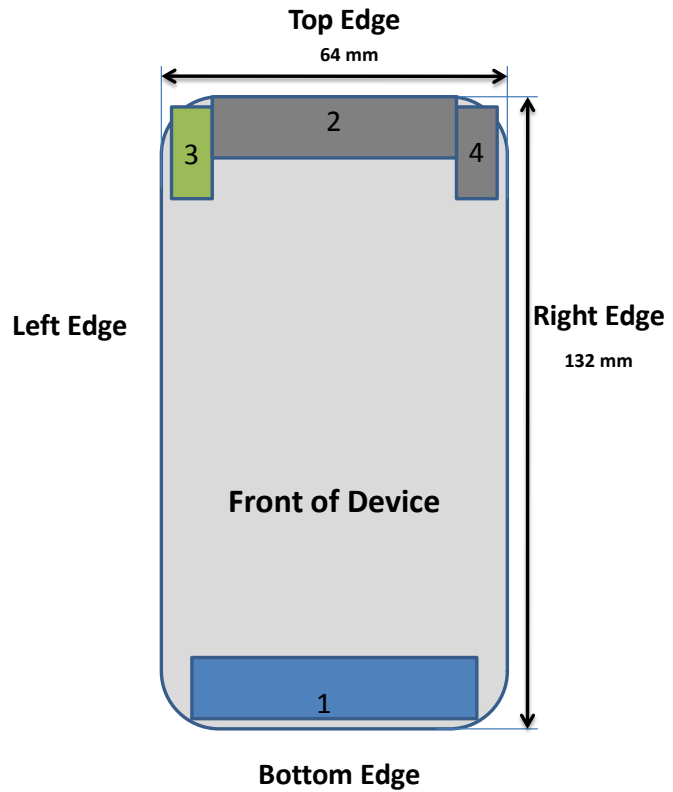


APPENDIX F: DUT ANTENNA DIAGRAM & SAR TEST SETUP PHOTOGRAPHS



FCC ID: A3LSMA310Y		SAR EVALUATION REPORT		Reviewed by: Quality Manager
Test Dates: 10/28/2015- 01/14/2016	DUT Type: Portable Handset			APPENDIX F: Page 1 of 9

- 1: Main Antenna**
- GSM/GPRS/EDGE 850 MHz, 1900 MHz Tx/Rx
- UMTS 850 MHz, 1900 MHz Tx/Rx
- LTE B5 Tx/Rx
- 2: Sub Antenna**
- LTE B5 Rx
- 3: BT/WiFi Antenna Tx/Rx**
- 2.4 GHz BT/WLAN
- ANT+
- 4: Antenna Rx only**
- Diversity Antenna
- GPS



Note: Exact antenna dimensions and separation distances are shown in the Technical Descriptions in the FCC Filing.

Figure F-1
DUT Antenna Locations

FCC ID: A3LSMA310Y		SAR EVALUATION REPORT		Reviewed by: Quality Manager
Test Dates: 10/28/2015- 01/14/2016	DUT Type: Portable Handset			APPENDIX F: Page 2 of 9

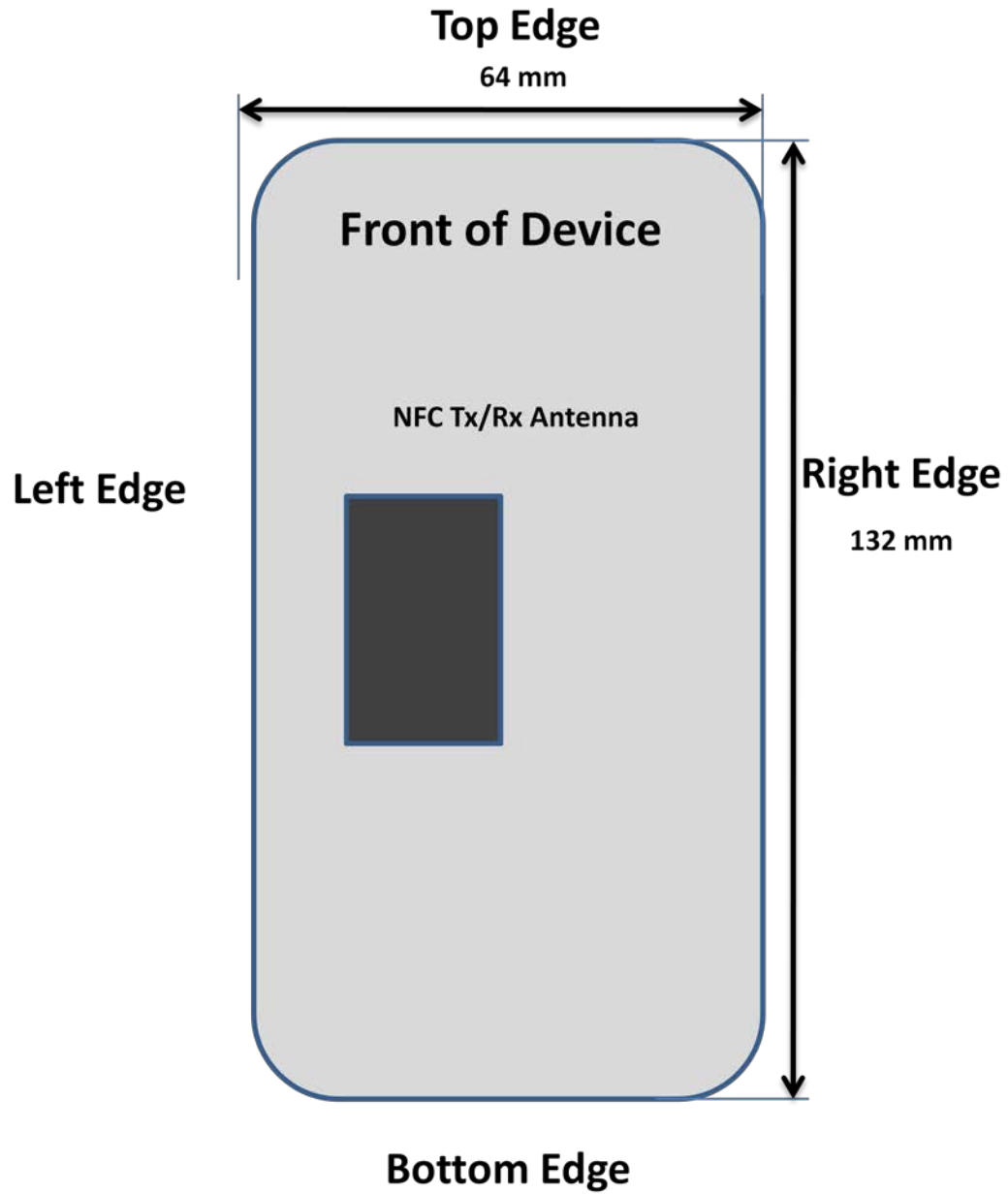






Figure F-2
NFC Antenna Locations



FCC ID: A3LSMA310Y		SAR EVALUATION REPORT		Reviewed by: Quality Manager
Test Dates: 10/28/2015- 01/14/2016	DUT Type: Portable Handset			APPENDIX F: Page 3 of 9




SAR Test Setup Photo 1 - Right Cheek




SAR Test Setup Photo 2 – Right Tilt



FCC ID: A3LSMA310Y		SAR EVALUATION REPORT		Reviewed by: Quality Manager
Test Dates: 10/28/2015- 01/14/2016	DUT Type: Portable Handset			APPENDIX F: Page 4 of 9




SAR Test Setup Photo 3 – Left Cheek




SAR Test Setup Photo 4 – Left Tilt



FCC ID: A3LSMA310Y		SAR EVALUATION REPORT		Reviewed by: Quality Manager
Test Dates: 10/28/2015- 01/14/2016	DUT Type: Portable Handset			APPENDIX F: Page 5 of 9



SAR Test Setup Photo 5 – Back Side at 1.0 cm



SAR Test Setup Photo 6 – Front Side at 1.0 cm



FCC ID: A3LSMA310Y		SAR EVALUATION REPORT		Reviewed by: Quality Manager
Test Dates: 10/28/2015- 01/14/2016	DUT Type: Portable Handset			APPENDIX F: Page 6 of 9



SAR Test Setup Photo 7 – Top Edge at 1.0 cm



SAR Test Setup Photo 8 – Bottom Edge at 1.0 cm



FCC ID: A3LSMA310Y		SAR EVALUATION REPORT		Reviewed by: Quality Manager
Test Dates: 10/28/2015- 01/14/2016	DUT Type: Portable Handset		APPENDIX F: Page 7 of 9	



SAR Test Setup Photo 9 – Right Edge at 1.0 cm





SAR Test Setup Photo 10 – Left Edge at 1.0 cm

FCC ID: A3LSMA310Y		SAR EVALUATION REPORT		Reviewed by: Quality Manager
Test Dates: 10/28/2015- 01/14/2016	DUT Type: Portable Handset			APPENDIX F: Page 8 of 9



SAR Test Setup Photo 11 – DUT Reference Lines

FCC ID: A3LSMA310Y		SAR EVALUATION REPORT		Reviewed by: Quality Manager
Test Dates: 10/28/2015- 01/14/2016	DUT Type: Portable Handset			APPENDIX F: Page 9 of 9