

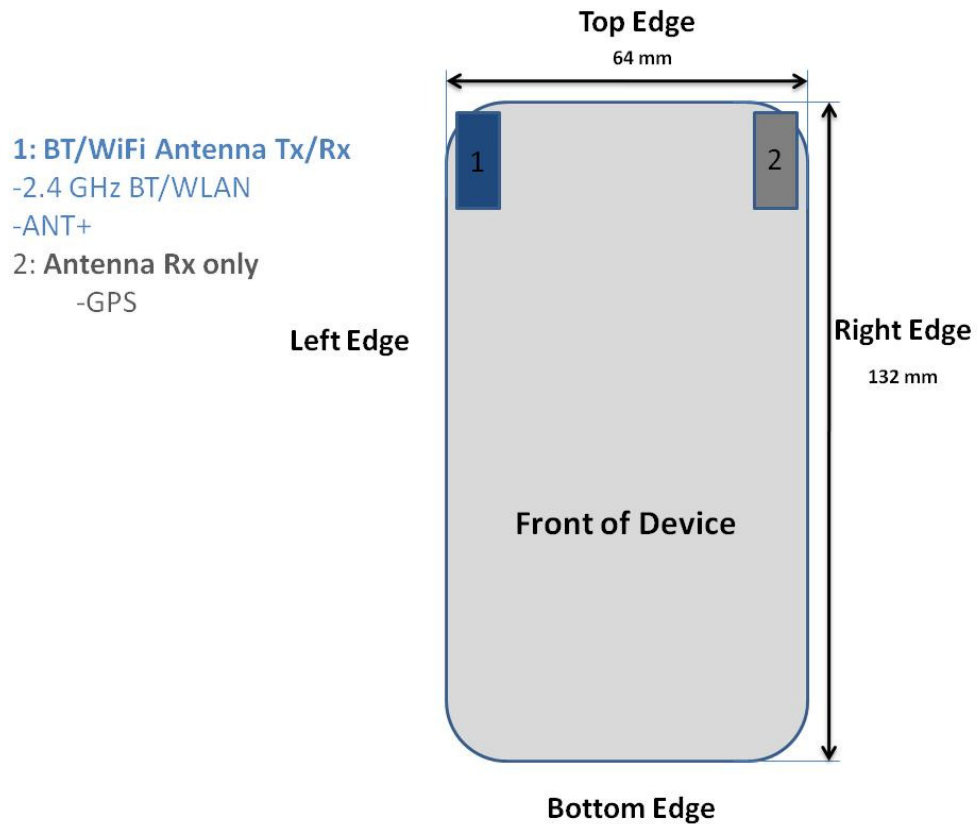




# APPENDIX F: DUT ANTENNA DIAGRAM & SAR TEST SETUP PHOTOGRAPHS

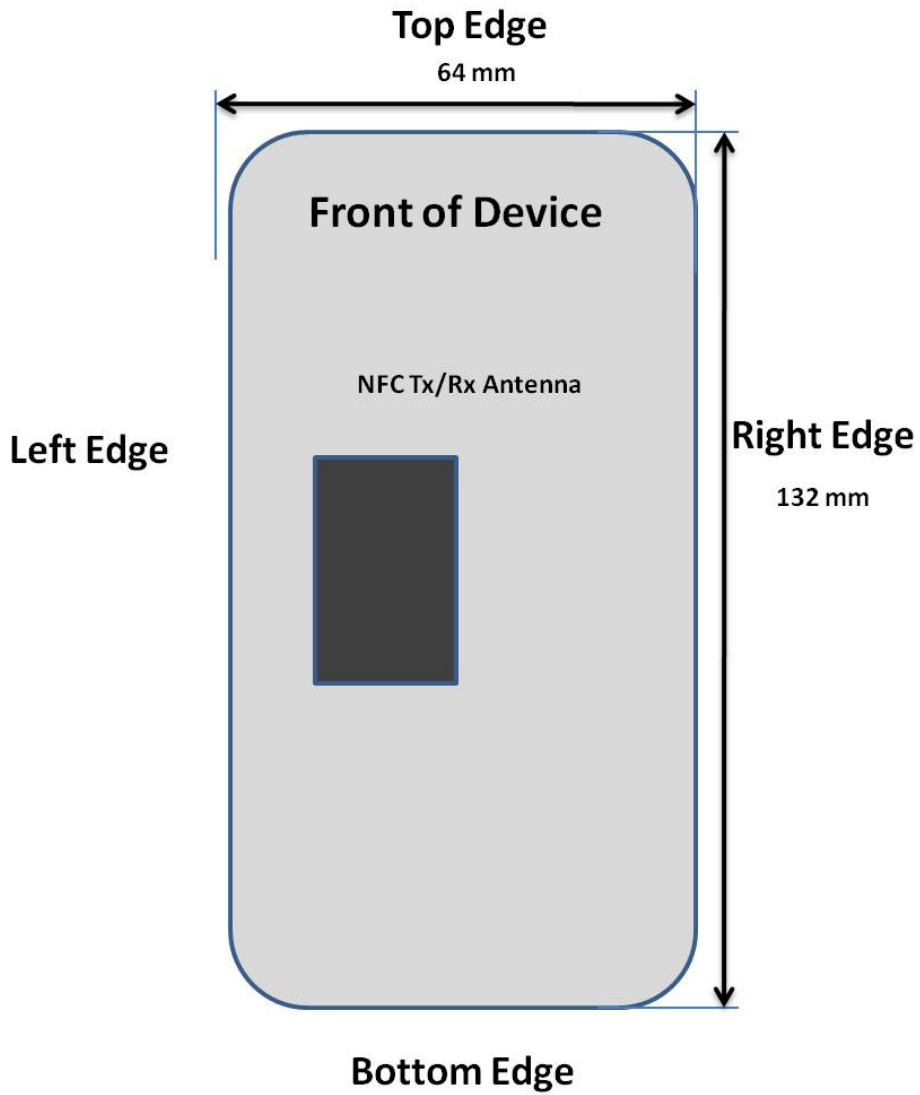
FCC ID A3LSMA310X		SAR EVALUATION REPORT		Reviewed by: Quality Manager
Test Dates: 10/28/15 - 11/03/15	DUT Type: Portable Handset			APPENDIX F: Page 1 of 6





Note: Exact antenna dimensions and separation distances are shown in the Technical Descriptions in the FCC Filing.


**Figure F-1**  
**DUT Antenna Locations**

FCC ID A3LSMA310X		SAR EVALUATION REPORT		Reviewed by: Quality Manager
Test Dates: 10/28/15 - 11/03/15	DUT Type: Portable Handset			APPENDIX F: Page 2 of 6




**Figure F-2**  
**NFC Antenna Locations**



<b>FCC ID</b> A3LSMA310X		<b>SAR EVALUATION REPORT</b>		<b>Reviewed by:</b> Quality Manager
<b>Test Dates:</b> 10/28/15 - 11/03/15	<b>DUT Type:</b> Portable Handset			<b>APPENDIX F:</b> Page 3 of 6




**SAR Test Setup Photo 1- Right Cheek**




**SAR Test Setup Photo 2- Right Tilt**



FCC ID A3LSMA310X		SAR EVALUATION REPORT		Reviewed by: Quality Manager
Test Dates: 10/28/15 - 11/03/15	DUT Type: Portable Handset			APPENDIX F: Page 4 of 6




**SAR Test Setup Photo 3- Left Cheek**




**SAR Test Setup Photo 4- Left Tilt**



FCC ID A3LSMA310X		SAR EVALUATION REPORT		Reviewed by: Quality Manager
Test Dates: 10/28/15 - 11/03/15	DUT Type: Portable Handset			APPENDIX F: Page 5 of 6



**SAR Test Setup Photo 5- Back Side at 1.0 cm**



**SAR Test Setup Photo 6 - DUT Reference Lines**

FCC ID A3LSMA310X		SAR EVALUATION REPORT		Reviewed by: Quality Manager
Test Dates: 10/28/15 - 11/03/15	DUT Type: Portable Handset			APPENDIX F: Page 6 of 6