


10. SETUP PHOTOS


RADIATED EMISSION BELOW 30 MHz





RADIATED EMISSION ABOVE 30 MHz



TEMPERATURE CHAMBER ENVIRONMENT



AC MAINS LINE CONDUCTED EMISSION



END OF REPORT