



APPENDIX F: DUT ANTENNA DIAGRAM & SAR TEST SETUP PHOTOGRAPHS

FCC ID A3LSMA310F		SAR EVALUATION REPORT		Reviewed by: Quality Manager
Test Dates: 10/28/2015-11/03/2015	DUT Type: Portable Handset			APPENDIX F: Page 1 of 9

1: Main Antenna

-GSM/GPRS/EDGE 850 MHz, 1900 MHz Tx/Rx
-UMTS 850 MHz, 1900 MHz Tx/Rx
-LTE B5 Tx/Rx

2: Sub Antenna

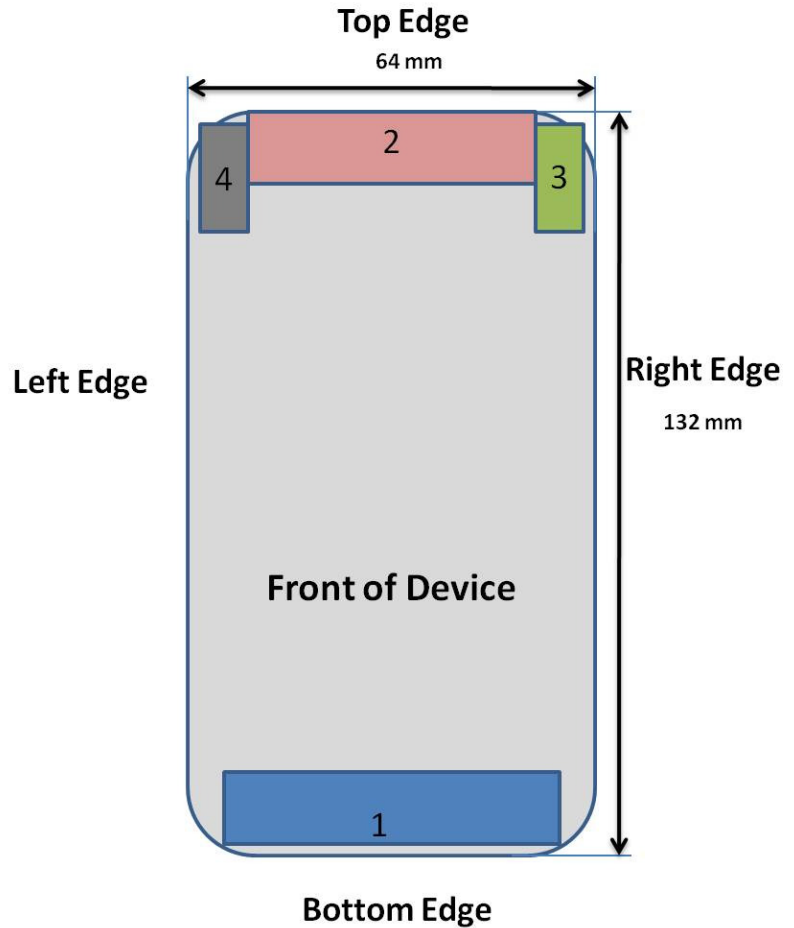
- LTE B5 Rx

3: Antenna Rx only

-Diversity Antenna
-GPS



4: BT/WiFi Antenna Tx/Rx

-2.4 GHz BT/WLAN
-ANT+



Note: Exact antenna dimensions and separation distances are shown in the Technical Descriptions in the FCC Filing.

Figure F-1
DUT Antenna Locations

FCC ID A3LSMA310F		SAR EVALUATION REPORT		Reviewed by: Quality Manager
Test Dates: 10/28/2015-11/03/2015	DUT Type: Portable Handset			APPENDIX F: Page 2 of 9

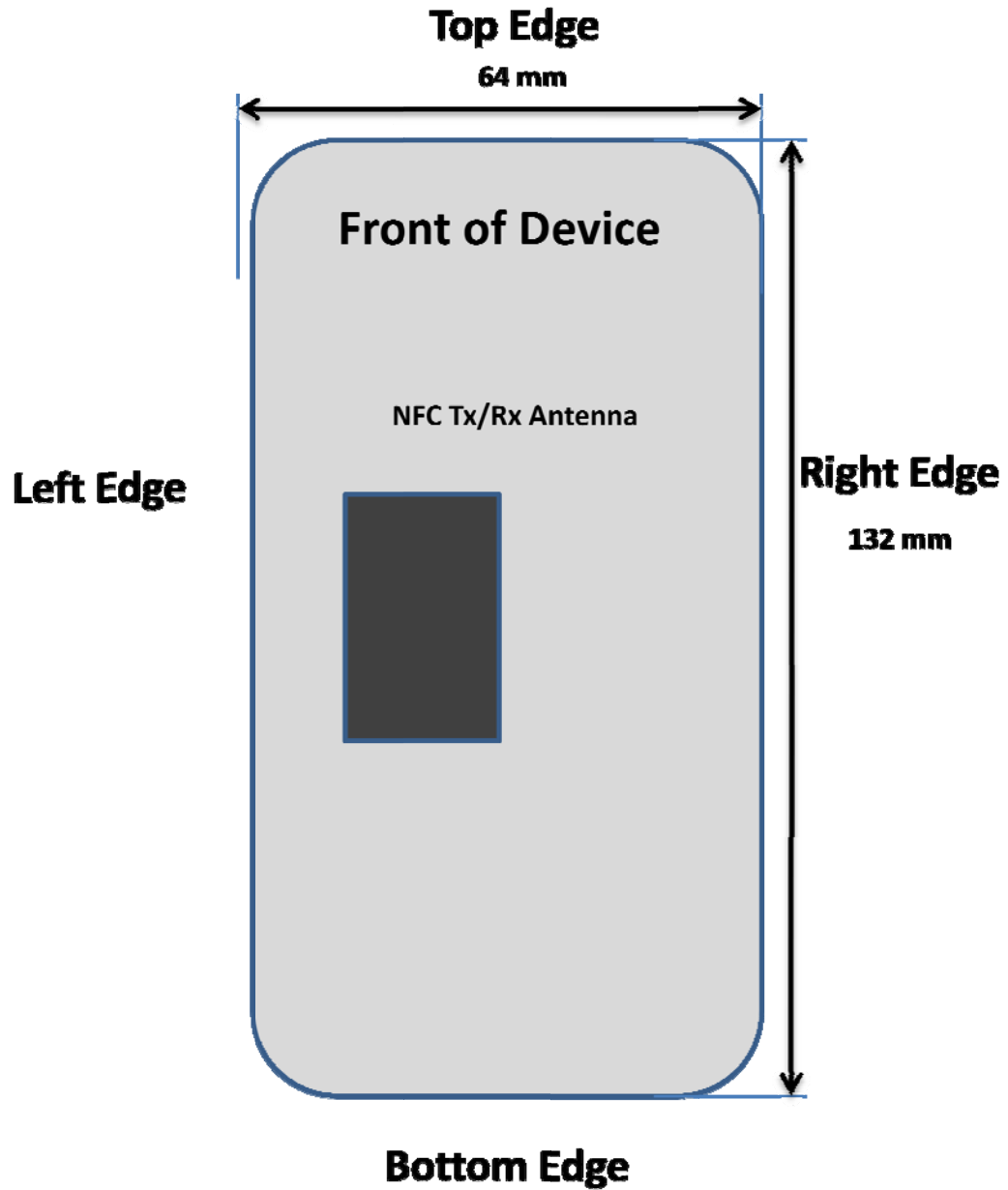






Figure F-2
NFC Antenna Locations



FCC ID A3LSMA310F		SAR EVALUATION REPORT	 Reviewed by: Quality Manager
Test Dates: 10/28/2015-11/03/2015	DUT Type: Portable Handset	APPENDIX F: Page 3 of 9	




SAR Test Setup Photo 1 - Right Cheek



SAR Test Setup Photo 2 - Right Tilt



FCC ID A3LSMA310F		SAR EVALUATION REPORT		Reviewed by: Quality Manager
Test Dates: 10/28/2015-11/03/2015	DUT Type: Portable Handset			APPENDIX F: Page 4 of 9




SAR Test Setup Photo 3 – Left Cheek




SAR Test Setup Photo 4 – Left Tilt



FCC ID A3LSMA310F		SAR EVALUATION REPORT		Reviewed by: Quality Manager
Test Dates: 10/28/2015-11/03/2015	DUT Type: Portable Handset			APPENDIX F: Page 5 of 9



SAR Test Setup Photo 5 – Back Side at 1.0 cm



SAR Test Setup Photo 6 – Front Side at 1.0 cm



FCC ID A3LSMA310F		SAR EVALUATION REPORT		Reviewed by: Quality Manager
Test Dates: 10/28/2015-11/03/2015	DUT Type: Portable Handset			APPENDIX F: Page 6 of 9




SAR Test Setup Photo 7 – Top Edge at 1.0 cm



SAR Test Setup Photo 8 – Bottom Edge at 1.0 cm



FCC ID A3LSMA310F		SAR EVALUATION REPORT	 Reviewed by: Quality Manager
Test Dates: 10/28/2015-11/03/2015	DUT Type: Portable Handset	APPENDIX F: Page 7 of 9	



SAR Test Setup Photo 9 – Right Edge at 1.0 cm





SAR Test Setup Photo 10 – Left Edge at 1.0 cm

FCC ID A3LSMA310F		SAR EVALUATION REPORT		Reviewed by: Quality Manager
Test Dates: 10/28/2015-11/03/2015	DUT Type: Portable Handset			APPENDIX F: Page 8 of 9



SAR Test Setup Photo 11 – DUT Reference Lines

<p>FCC ID A3LSMA310F</p>		<p>SAR EVALUATION REPORT</p>		<p>Reviewed by: Quality Manager</p>
<p>Test Dates: 10/28/2015-11/03/2015</p>	<p>DUT Type: Portable Handset</p>			<p>APPENDIX F: Page 9 of 9</p>