


11. SETUP PHOTOS


RADIATED RF AND AC LINE CONDUCTED MEASUREMENT SETUP




AC LINE CONDUCTED (FRONT)



AC LINE CONDUCTED (BACK)




BELOW 30MHz (FRONT)



BELOW 30MHz (BACK)




BELOW 1GHz (FRONT)



BELOW 1GHz (BACK)

LOOP ANTENNA ORIENTATIONS



ORIENTATIONS AND FREQUENCY TOLERANCE OVE EXTREME CONDITIONS



X-ORIENTATION



Y-ORIENTATION



Z-ORIENTATION



**FREQUENCY TOLERANCE OVER
EXTREME CONDITIONS**

END OF TEST REPORT