


12. SETUP PHOTOS


12.1. A3LSMA305G (Original)






Z-AXIS FRONT PHOTO

**ANTENNA PORT CONDUCTED RF MEASUREMENT SETUP AND
FREQUENCY STABILITY**




ANTENNA PORT CONDUCTED PHOTO



FREQUENCY STABILITY

12.2. A3LSMA305GT (Spot Check)



END OF REPORT