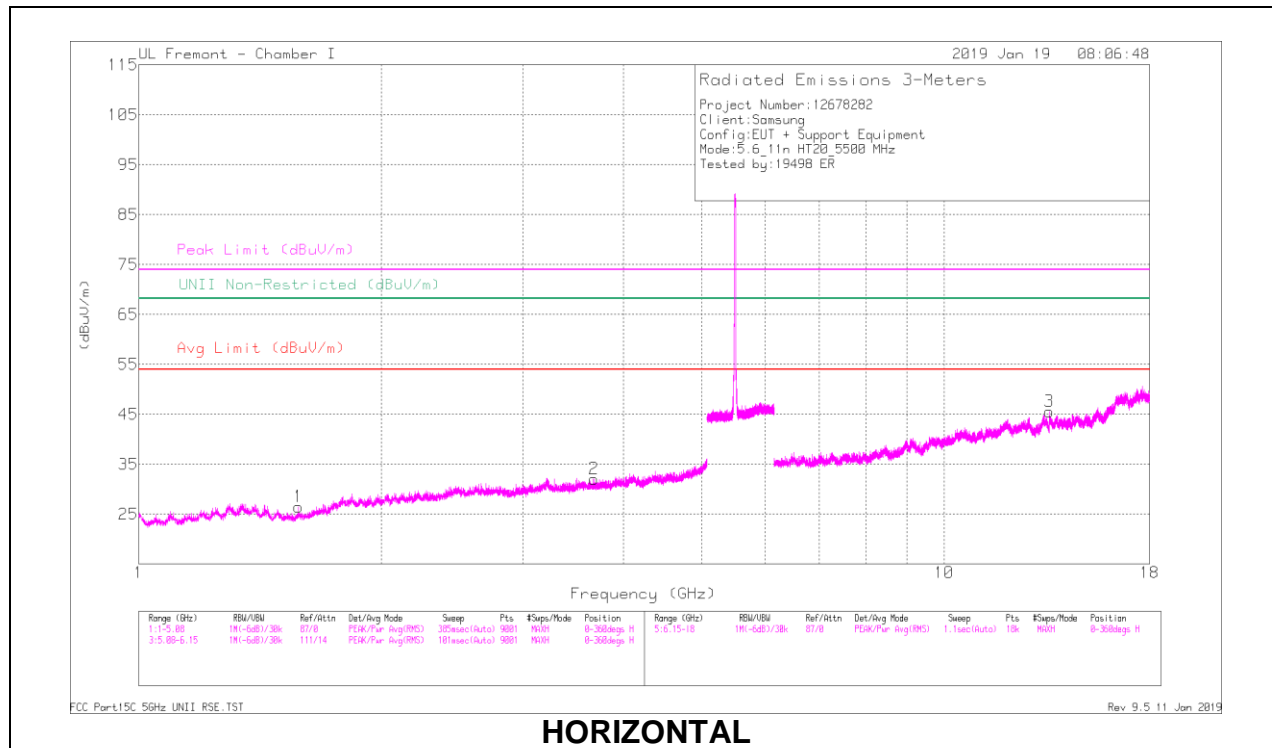
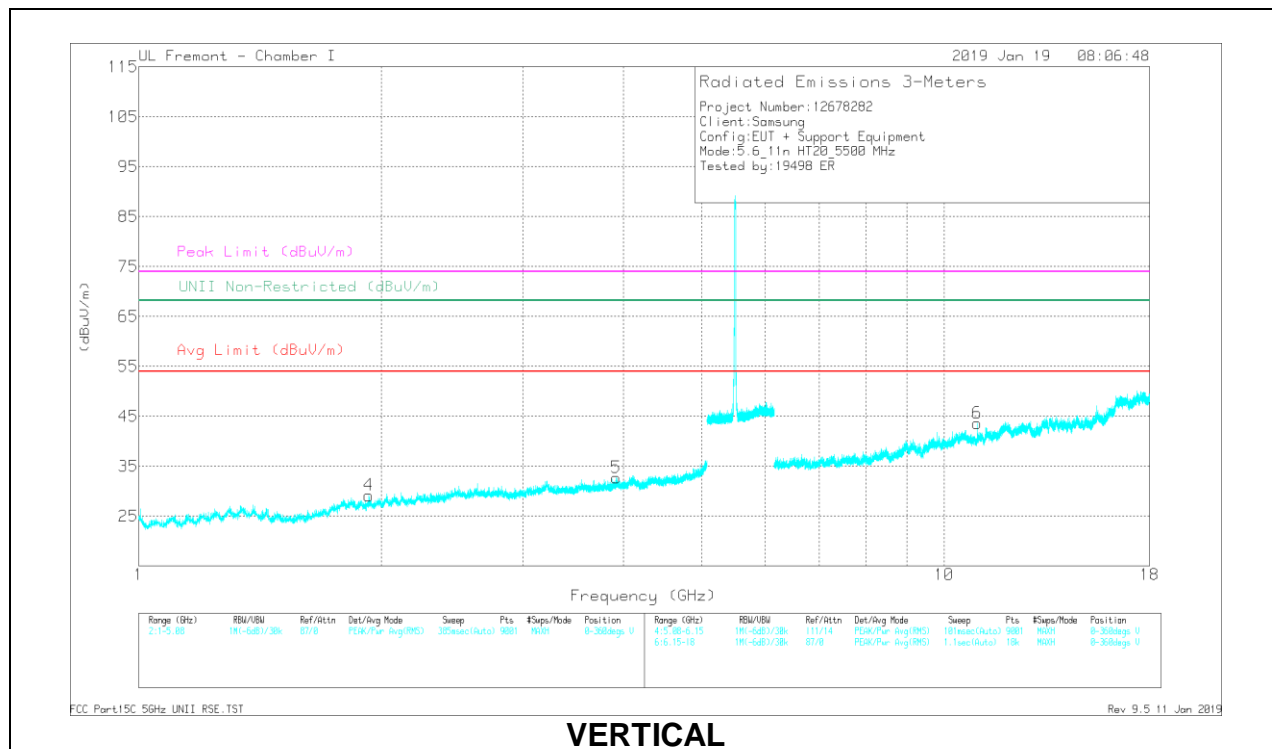


HARMONICS AND SPURIOUS EMISSIONS

LOW CHANNEL RESULTS



HORIZONTAL



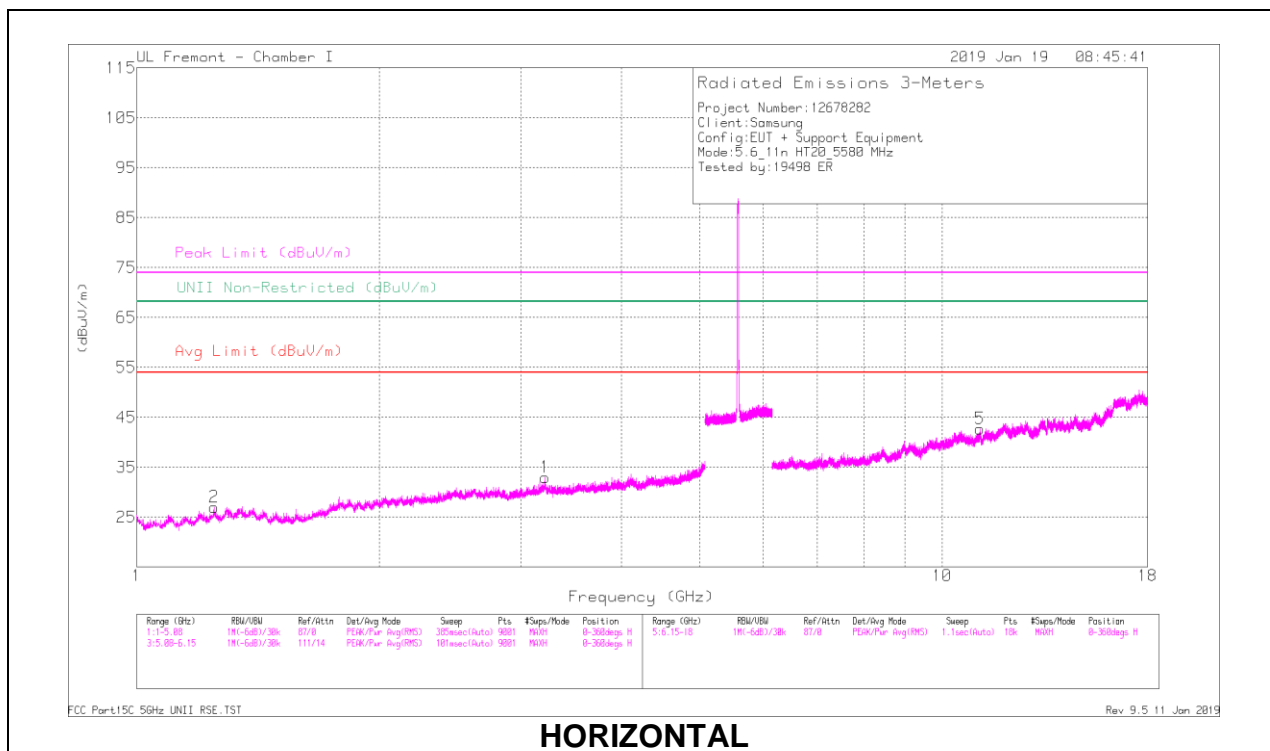
VERTICAL

RADIATED EMISSIONS

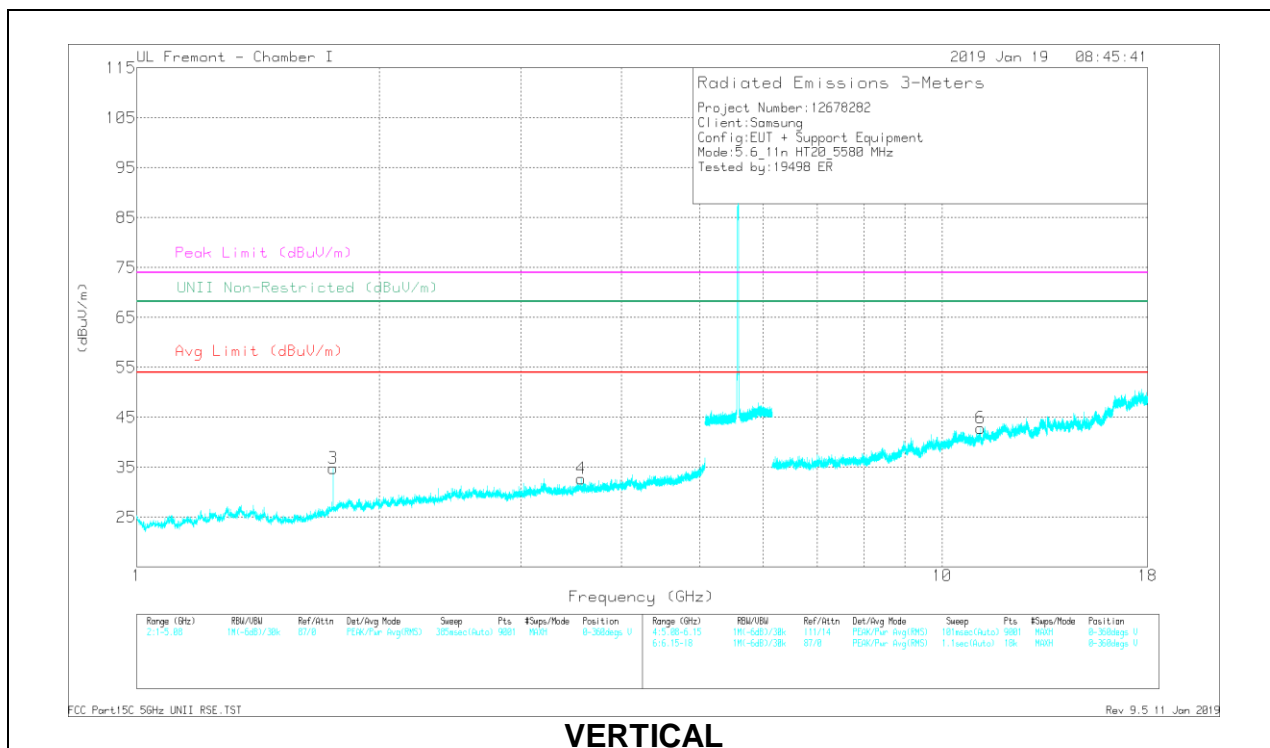
Frequency (GHz)	Measr Reading (dBuV)	Det	AF T862 (dBm)	AmpC50/F10rPa d (dB)	DC Corr (dB)	Corrected Reading (dBuV/m)	Avg Limit (dBuV/m)	Margin (dB)	Peak Limit (dBuV/m)	PK Margin (dB)	UNII Non-Restricted (dBuV/m)	PK Margin (dB)	Azimuth (Degs)	Height (cm)	Polarity
* 1.577	36.44	PK-U	28	-33	0	31.44	-	-	74	-42.56	-	-	267	115	H
1.578	27.95	ADR	28	-33	.28	23.23	54	-30.77	-	-	-	-	267	115	H
* 3.675	34.69	PK-U	33	-29.4	0	36.18	-	-	74	-35.82	-	-	182	163	H
* 3.675	24.82	ADR	33	-29.4	.28	28.7	54	-25.3	-	-	-	-	182	163	H
* 3.915	33.42	PK-U	33.2	-28.9	0	37.72	-	-	74	-36.28	-	-	176	214	V
* 3.916	25.53	ADR	33.2	-28.9	.28	30.11	54	-23.89	-	-	-	-	176	214	V
1.929	37.35	PK-U	30.6	-32.7	0	35.25	-	-	-	-	68.2	-32.95	59	140	V
13.509	27.94	PK-U	39.4	-17.5	0	49.84	-	-	-	-	68.2	-18.36	137	374	H
* 11	28.69	PK-U	37.8	-16.9	0	49.99	-	-	74	-24.41	-	-	1	109	V
* 11	20.6	ADR	37.8	-16.9	.28	41.78	54	-12.22	-	-	-	-	1	109	V

* - indicates frequency in CFR47 Pt 15 / IC RSS-Restricted Band
 PK-U - U-NII: Maximum Peak
 ADR - U-NII AD primary method, RMS average

MID CHANNEL RESULTS



HORIZONTAL



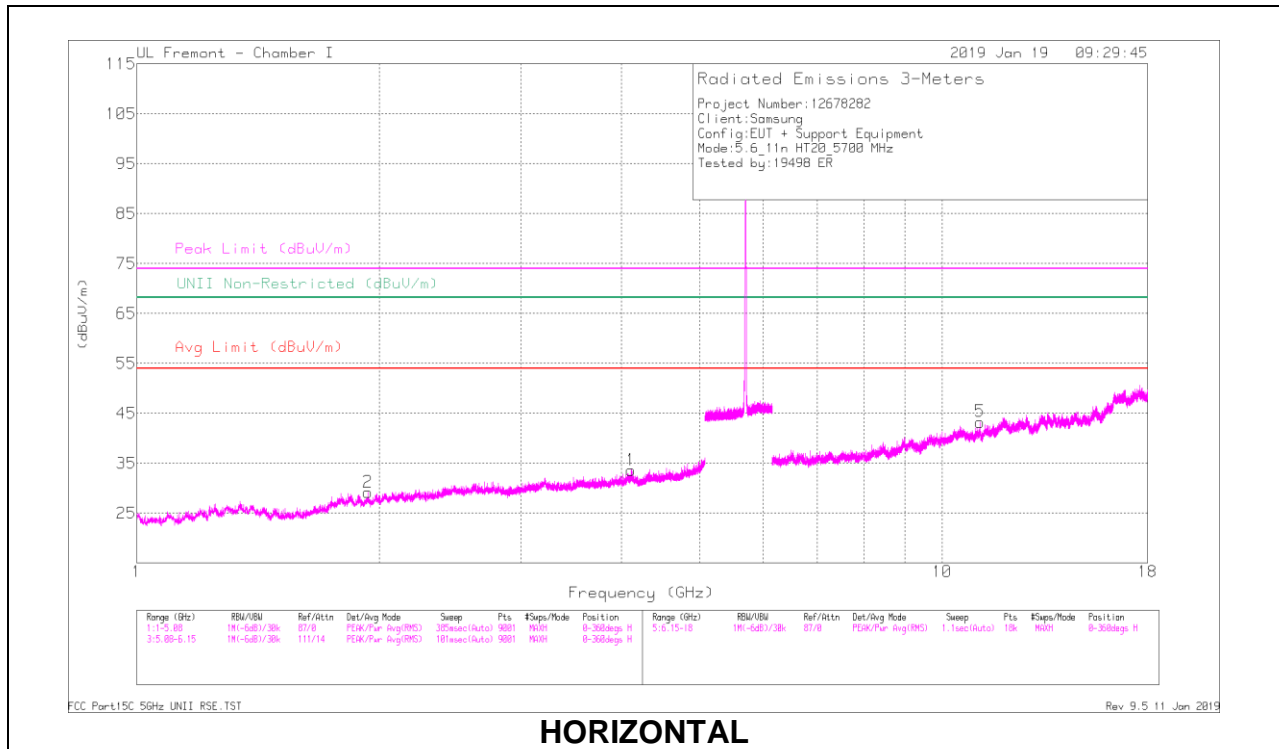
VERTICAL

RADIATED EMISSIONS

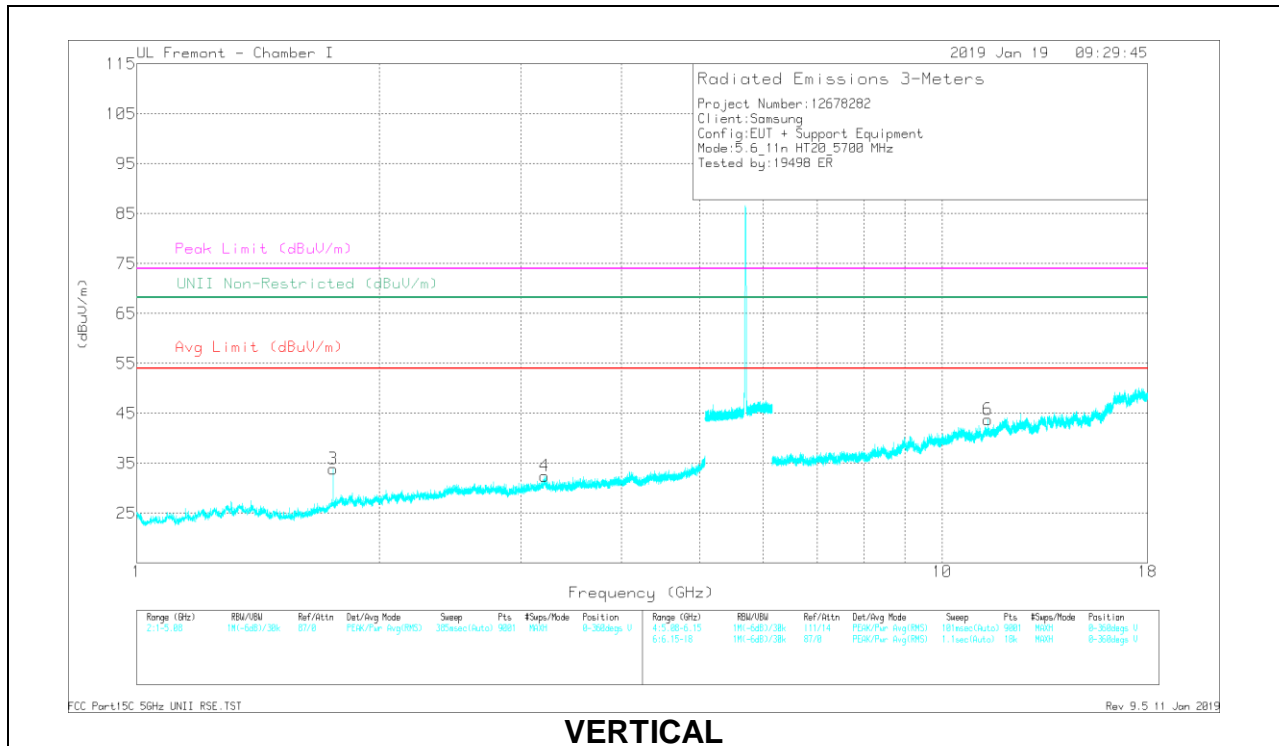
Frequency (GHz)	Meter Reading (dBuV)	Det	AF T862 (dBm)	AmpC20/10rPa d (dB)	DC Corr (dB)	Corrected Reading (dBuV/m)	Avg Limit (dBuV/m)	Margin (dB)	Peak Limit (dBuV/m)	PK Margin (dB)	UNII Non-Restricted (dBuV/m)	PK Margin (dB)	Azimuth (Degs)	Height (cm)	Polarity
3.212	34.62	PK-U	33.7	-29.9	0	38.42	-	-	-	-	68.2	-29.78	105	172	H
* 1.248	39.16	PK-U	28.9	-34	0	34.06	-	-	74	-39.94	-	-	288	246	H
* 1.249	23.28	ADR	23.9	-34	28	24.46	54	-29.54	-	-	-	-	288	246	H
1.751	36.93	PK-U	30.1	-33.1	0	33.93	-	-	-	-	68.2	-34.27	194	110	V
* 3.563	34.29	PK-U	33	-29.6	0	37.69	-	-	74	-36.31	-	-	201	213	V
* 3.563	24.93	ADR	33	-29.6	28	28.61	54	-25.39	-	-	-	-	201	213	V
* 11.148	26.27	PK-U	37.9	-16.4	0	47.77	-	-	74	-26.23	-	-	252	169	H
* 11.148	18.43	ADR	37.9	-16.4	28	40.21	54	-13.79	-	-	-	-	252	169	H
* 11.159	28.89	PK-U	37.9	-16.6	0	50.19	-	-	74	-23.81	-	-	342	120	V
* 11.16	21.31	ADR	37.9	-16.6	28	42.89	54	-11.11	-	-	-	-	342	120	V

* - indicates frequency in CFR47 Pt 15 / IC RSS-Restricted Band
 PK-U - U-NII: Maximum Peak
 ADR - U-NII AD primary method, RMS average

HIGH CHANNEL RESULTS



HORIZONTAL



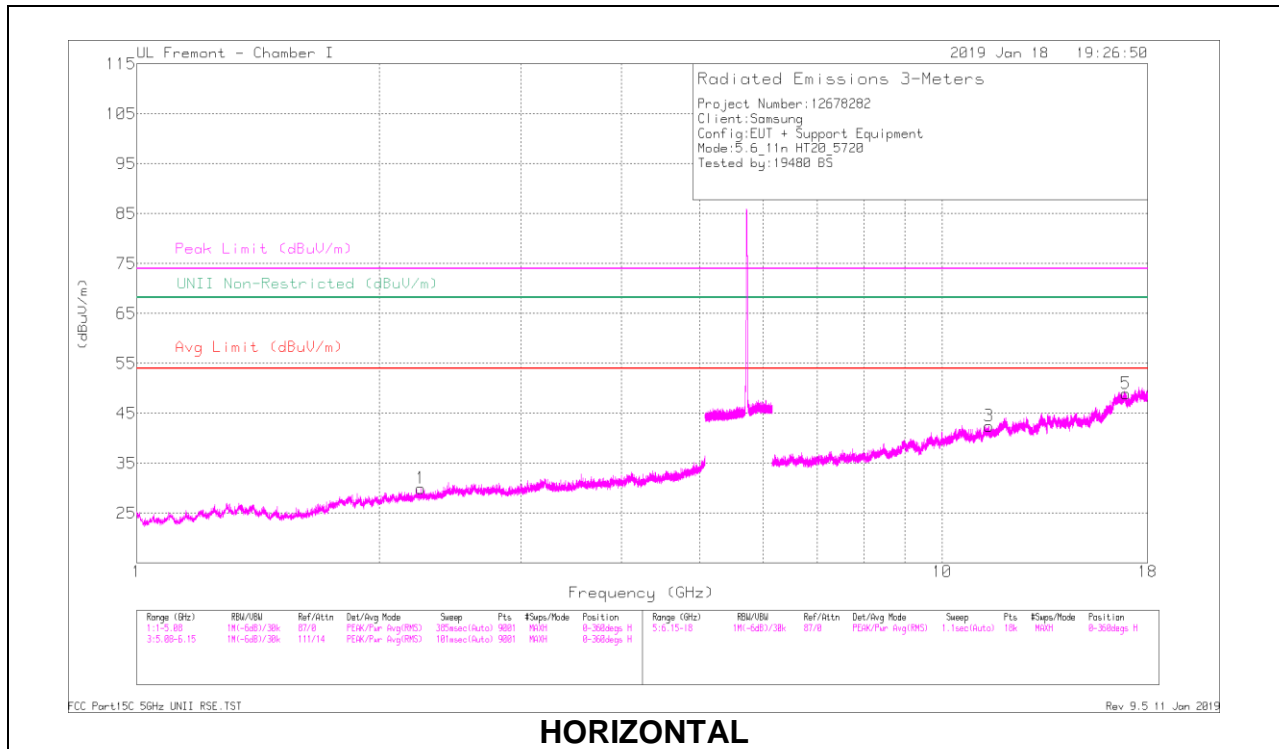
VERTICAL

RADIATED EMISSIONS

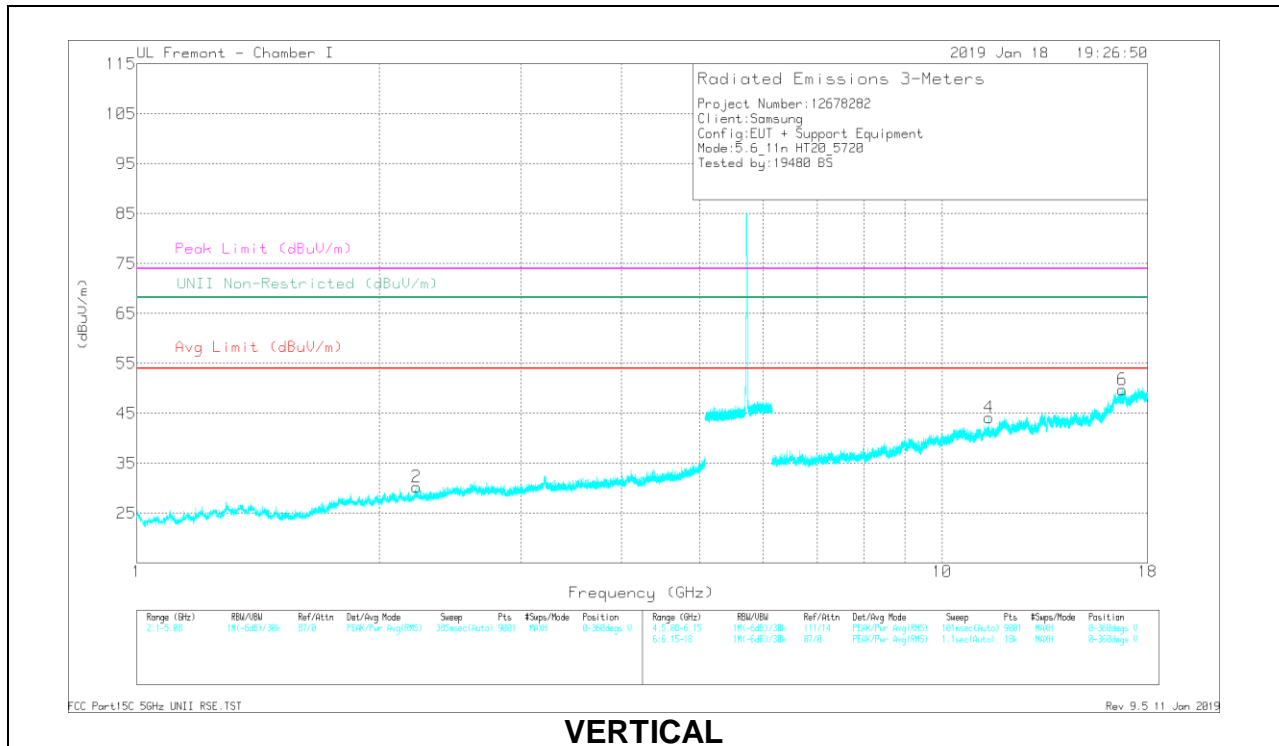
Frequency (GHz)	Meter Reading (dBuV)	Det	AF T862 (dBm)	Amp(C20/F10/PA d (dB)	DC Corr (dB)	Corrected Reading (dBuV/m)	Avg Limit (dBuV/m)	Margin (dB)	Peak Limit (dBuV/m)	PK Margin (dB)	UNII Non-Restricted (dBuV/m)	PK Margin (dB)	Azimuth (Degs)	Height (cm)	Polarity
* 4.113	33.3	PK-U	33.4	-27.7	0	39	-	-	74	-35	-	-	270	147	H
* 4.113	25.44	ADR	33.4	-27.7	.28	31.42	54	-22.58	-	-	-	-	270	147	H
1.937	37.48	PK-U	30.7	-32.7	0	35.48	-	-	-	-	68.2	-32.72	108	141	H
1.754	35.64	PK-U	30.1	-33	0	32.74	-	-	-	-	68.2	-35.46	41	104	V
3.212	34.35	PK-U	33.6	-29.9	0	38.05	-	-	-	-	68.2	-30.15	188	275	V
* 11.146	26.37	PK-U	37.9	-16.4	0	47.87	-	-	74	-26.13	-	-	131	172	H
* 11.143	18.08	ADR	37.9	-16.5	.28	39.76	54	-14.24	-	-	-	-	131	172	H
* 11.4	29.31	PK-U	38.1	-16.1	0	51.31	-	-	74	-22.69	-	-	326	111	V
* 11.4	22.3	ADR	38.1	-16.1	.28	44.58	54	-9.42	-	-	-	-	326	111	V

* - indicates frequency in CFR47 Pt 15 / IC RSS-Restricted Band
 PK-U - U-NII: Maximum Peak
 ADR - U-NII AD primary method, RMS average

CHANNEL 144 RESULTS



HORIZONTAL



VERTICAL

RADIATED EMISSIONS

Frequency (GHz)	Measr Reading (dBuV)	Det	AF Y862 (dBm)	AmpC50/F10rPa d (dB)	DC Corr (dB)	Corrected Reading (dBuV/m)	Avg Limit (dBuV/m)	Margin (dB)	Peak Limit (dBuV/m)	PK Margin (dB)	UNII Non-Restricted (dBuV/m)	PK Margin (dB)	Azimuth (Degs)	Height (cm)	Polarity
* 2.252	36.96	PK-U	31.4	-32	0	36.36	-	-	74	-37.64	-	-	41	307	H
* 2.254	27.09	ADR	31.5	-31.9	.28	26.97	54	-27.03	-	-	-	-	41	307	H
* 2.228	38.54	PK-U	31.5	-31.8	0	36.24	-	-	74	-37.76	-	-	39	361	V
* 2.226	27.57	ADR	31.5	-31.9	.28	27.45	54	-26.55	-	-	-	-	39	361	V
* 11.44	28.06	PK-U	38.2	-16.4	0	49.86	-	-	74	-24.14	-	-	54	111	H
* 11.44	20.5	ADR	38.2	-16.4	.28	42.58	54	-11.42	-	-	-	-	54	111	H
16.932	25.21	PK-U	41.1	-10.9	0	55.41	-	-	-	-	68.2	-12.79	41	205	H
* 11.44	28.75	PK-U	38.1	-16.4	0	50.45	-	-	74	-23.55	-	-	59	111	V
* 11.44	21.5	ADR	38.2	-16.4	.28	43.58	54	-10.42	-	-	-	-	59	111	V
16.745	27.8	PK-U	41.4	-12.1	0	57.1	-	-	-	-	68.2	-11.1	193	388	V

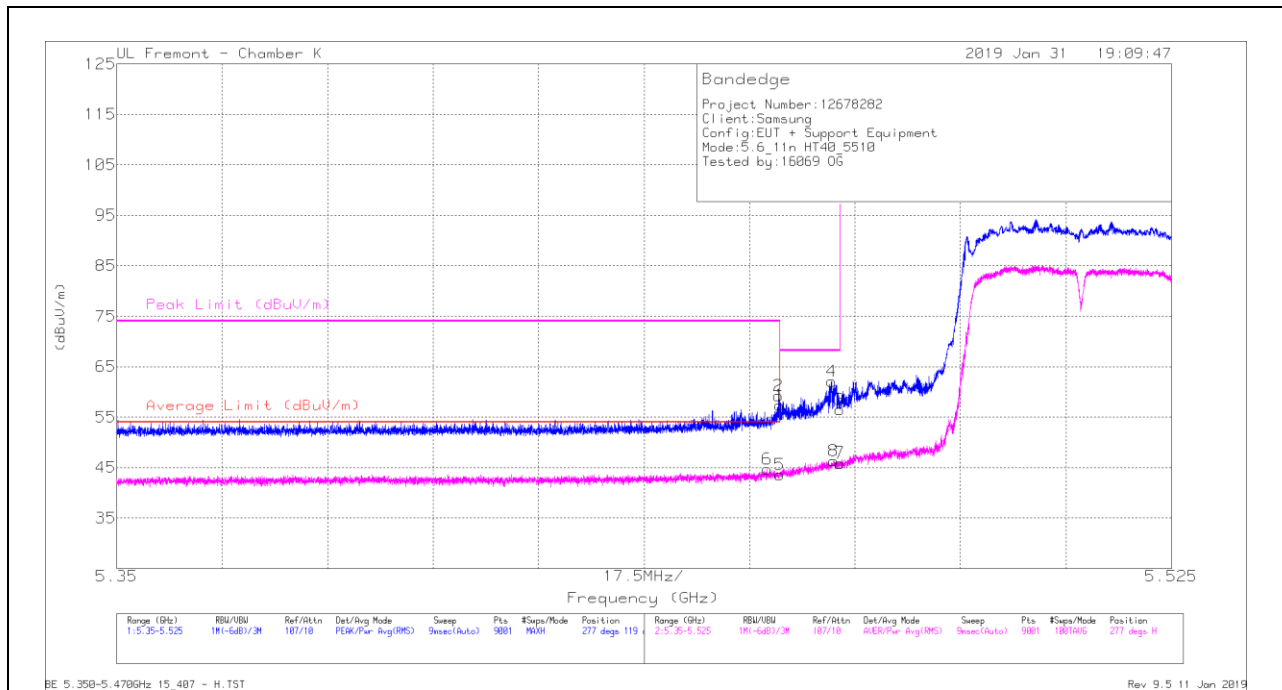
* - indicates frequency in CFR47 Pt 15 / IC RSS-Restricted Band
 PK-U - U-NII: Maximum Peak
 ADR - U-NII AD primary method, RMS average

10.1.11. TX ABOVE 1 GHz 802.11n HT40 MODE IN THE 5.6 GHz BAND

1TX Antenna 1 MODE

BANDEDGE (LOW CHANNEL)

HORIZONTAL RESULT



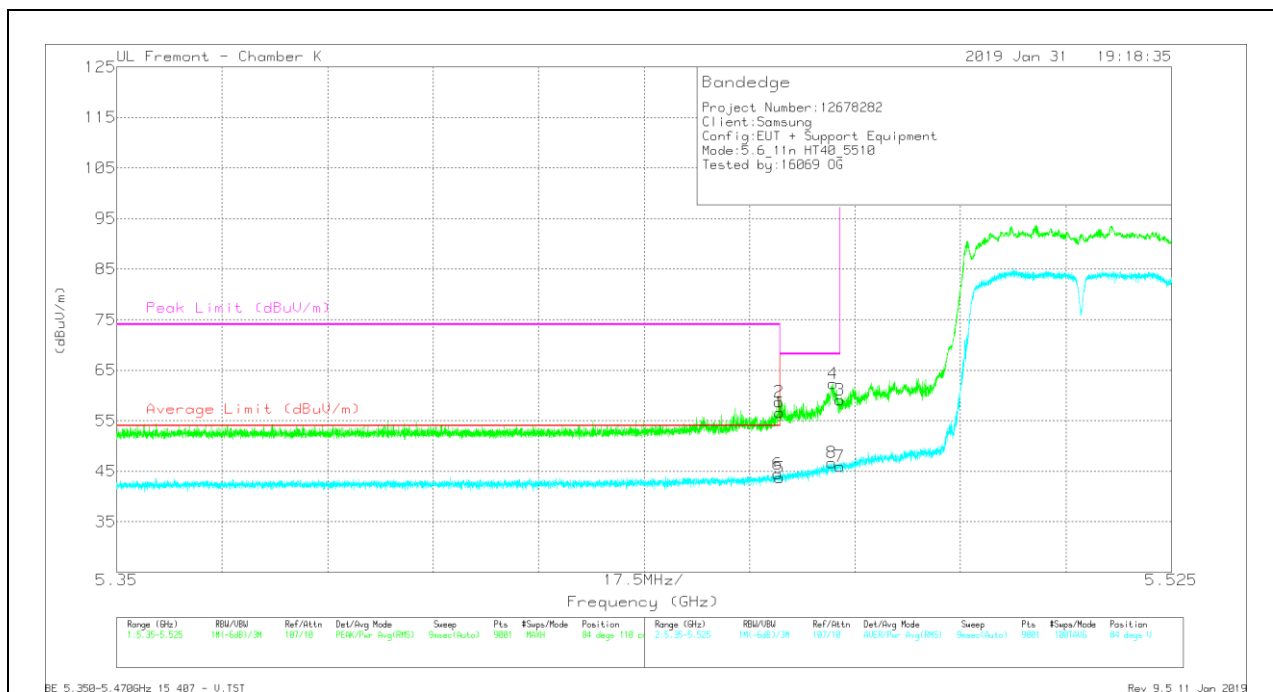
Marker	Frequency (GHz)	Meter Reading (dBuV)	Det	AF T344 (dB/m)	Amp/Cbl/Fitr/Pad (dB)	DC Corr (dB)	Corrected Reading (dBuV/m)	Average Limit (dBuV/m)	Margin (dB)	Peak Limit (dBuV/m)	PK Margin (dB)	Azimuth (Degs)	Height (cm)	Polarity
1	* 5.46	42.57	Pk	34.5	-19.7	0	57.37	-	-	74	-16.63	277	119	H
2	* 5.46	44.46	Pk	34.5	-19.7	0	59.26	-	-	74	-14.74	277	119	H
3	5.47	41.72	Pk	34.5	-19.7	0	56.52	-	-	68.2	-11.68	277	119	H
4	5.469	47.3	Pk	34.5	-19.7	0	62.1	-	-	68.2	-6.1	277	119	H
5	* 5.46	28.03	RMS	34.5	-19.7	.71	43.54	54	-10.46	-	-	277	119	H
6	* 5.458	29.15	RMS	34.5	-19.7	.71	44.66	54	-9.34	-	-	277	119	H
7	5.47	30.37	RMS	34.5	-19.7	.71	45.88	-	-	-	-	277	119	H
8	5.469	30.81	RMS	34.5	-19.7	.71	46.32	-	-	-	-	277	119	H

* - indicates frequency in CFR47 Pt 15 / IC RSS-Restricted Band

Pk - Peak detector

RMS - RMS detection

VERTICAL RESULT

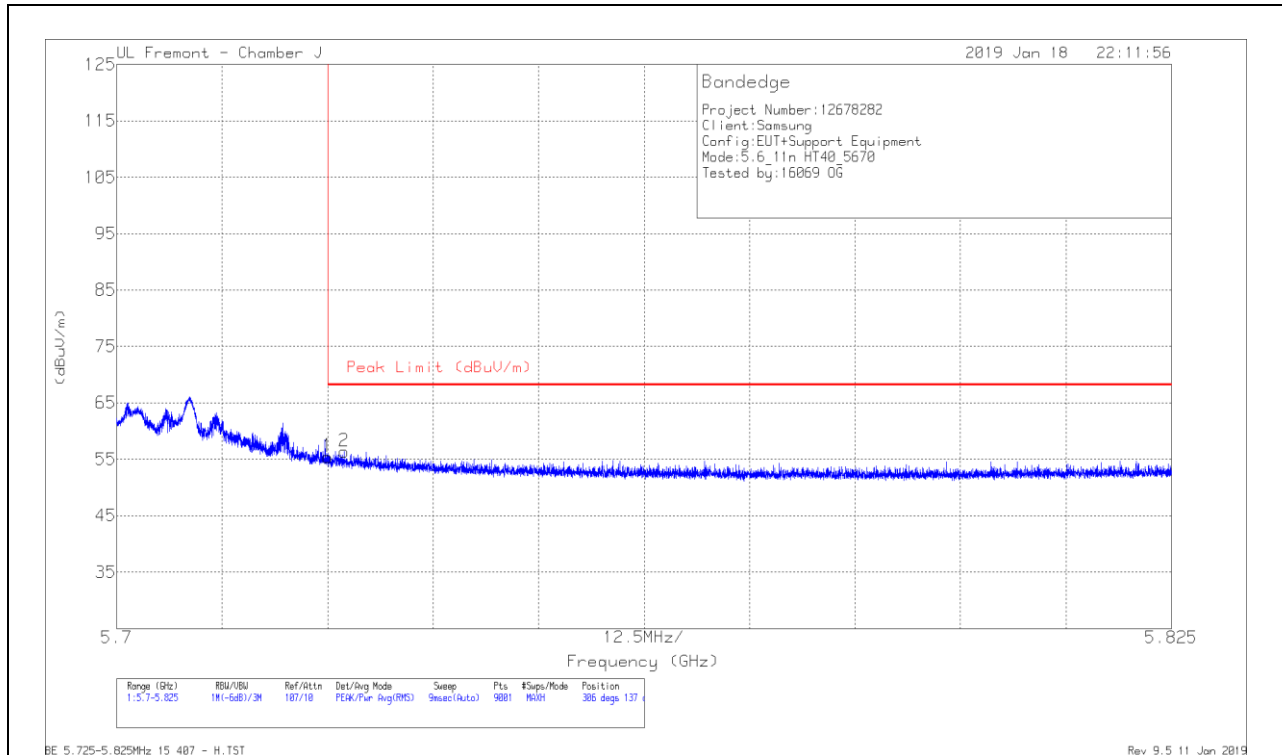


Marker	Frequency (GHz)	Meter Reading (dBuV)	Det	AF T344 (dB/m)	Amp/CSU/Filt/Pad (dB)	DC Corr (dB)	Corrected Reading (dBuV/m)	Average Limit (dBuV/m)	Margin (dB)	Peak Limit (dBuV/m)	PK Margin (dB)	Azimuth (Degs)	Height (cm)	Polarity
1	* 5.46	41.86	Pk	34.5	-19.7	0	56.66	-	-	74	-17.34	84	110	V
2	* 5.46	43.88	Pk	34.5	-19.7	0	58.68	-	-	74	-15.32	84	110	V
3	5.47	44.27	Pk	34.5	-19.7	0	59.07	-	-	68.2	-9.13	84	110	V
4	5.469	47.55	Pk	34.5	-19.7	0	62.35	-	-	68.2	-5.85	84	110	V
5	* 5.46	28.15	RMS	34.5	-19.7	.71	43.66	54	-10.34	-	-	84	110	V
6	* 5.46	28.91	RMS	34.5	-19.7	.71	44.42	54	-9.58	-	-	84	110	V
7	5.47	30.47	RMS	34.5	-19.7	.71	45.98	-	-	-	-	84	110	V
8	5.469	31.18	RMS	34.5	-19.7	.71	46.69	-	-	-	-	84	110	V

* - indicates frequency in CFR47 Pt 15 / IC RSS-Restricted Band
 Pk - Peak detector
 RMS - RMS detection

BANDEDGE (HIGH CHANNEL)

HORIZONTAL RESULT

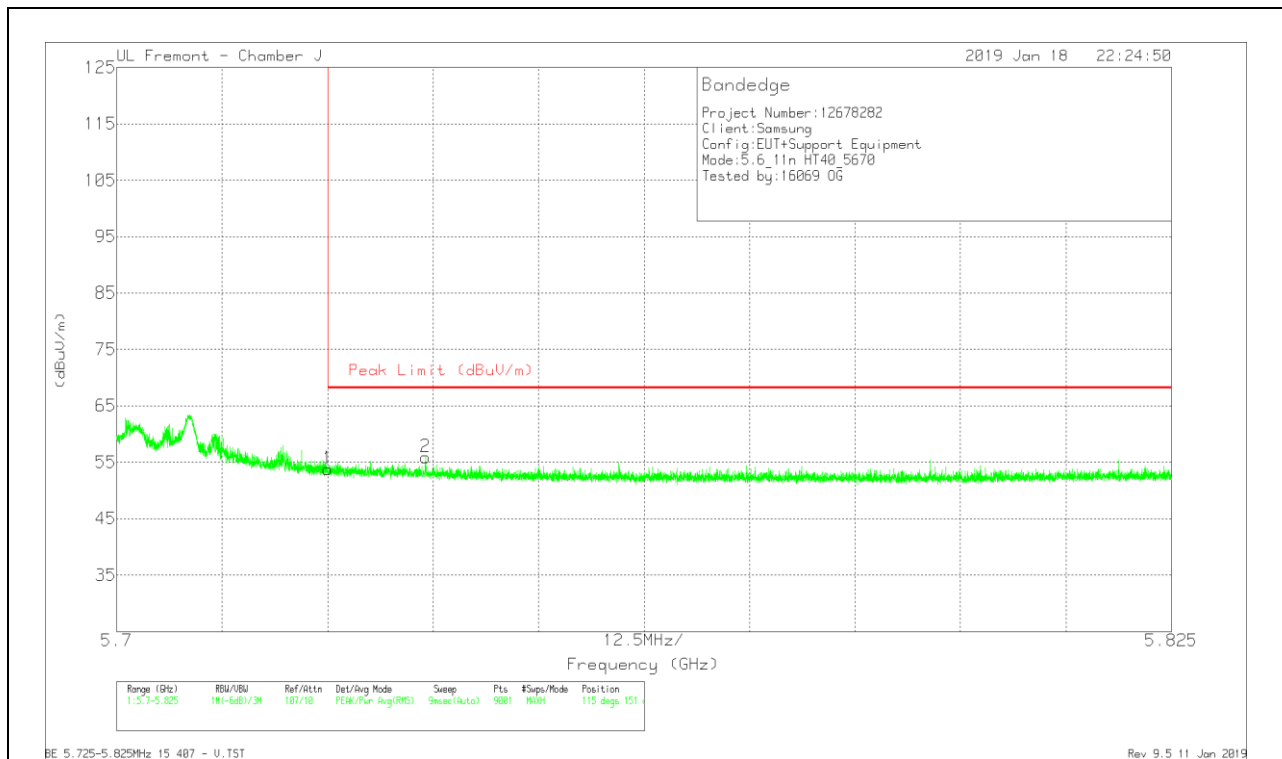


Marker	Frequency (GHz)	Meter Reading (dBuV)	Det	AF AT0067 (dB/m)	Amp/Cb/Filtr /Pad (dB)	DC Corr (dB)	Corrected Reading (dBuV/m)	Peak Limit (dBuV/m)	PK Margin (dB)	Azimuth (Degs)	Height (cm)	Polarity
1	5.725	41.56	Pk	34.7	-20.8	0	55.46	68.2	-12.74	306	137	H
2	5.727	42.5	Pk	34.7	-20.8	0	56.4	68.2	-11.8	306	137	H

* - indicates frequency in CFR47 Pt 15 / IC RSS-Restricted Band

Pk - Peak detector

VERTICAL RESULT

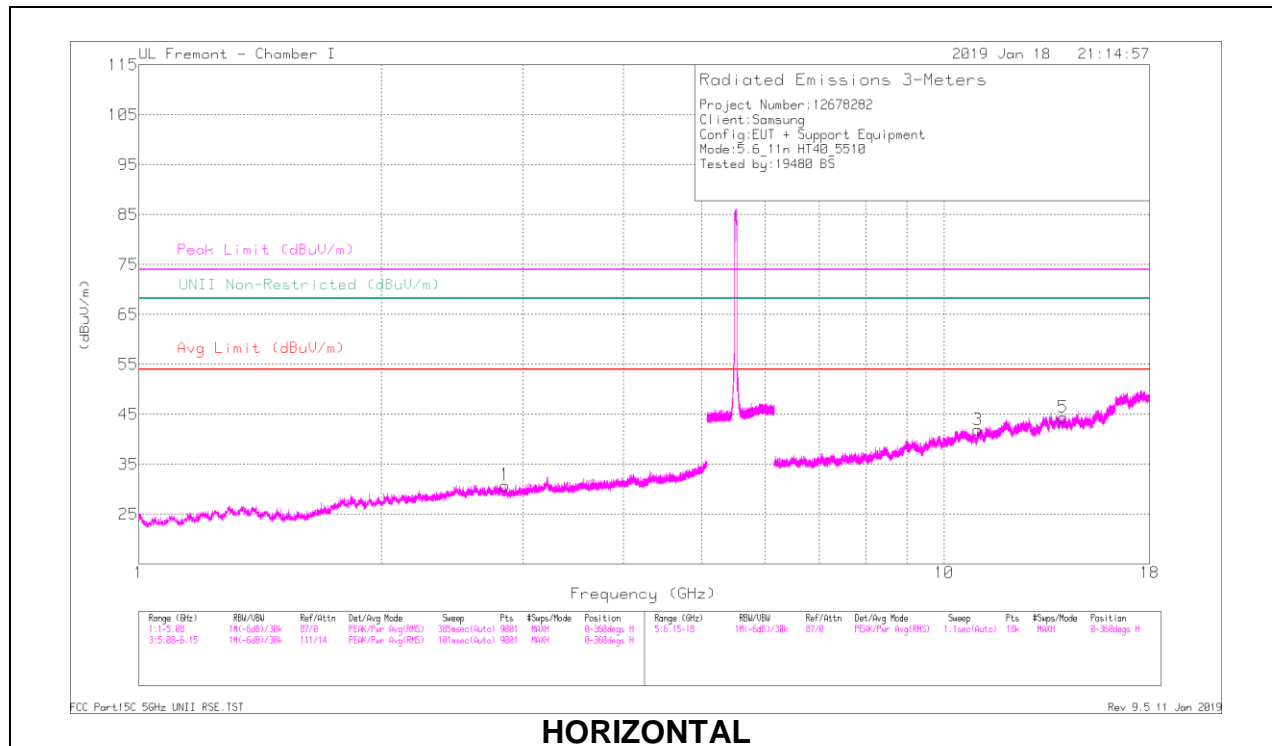


Marker	Frequency (GHz)	Meter Reading (dBuV)	Det	AF AT0067 (dB/m)	Amp/Cb/Filtr /Pad (dB)	DC Corr (dB)	Corrected Reading (dBuV/m)	Peak Limit (dBuV/m)	PK Margin (dB)	Azimuth (Degs)	Height (cm)	Polarity
1	5.725	39.86	Pk	34.7	-20.8	0	53.76	68.2	-14.44	115	151	V
2	5.737	42.03	Pk	34.7	-20.8	0	55.93	68.2	-12.27	115	151	V

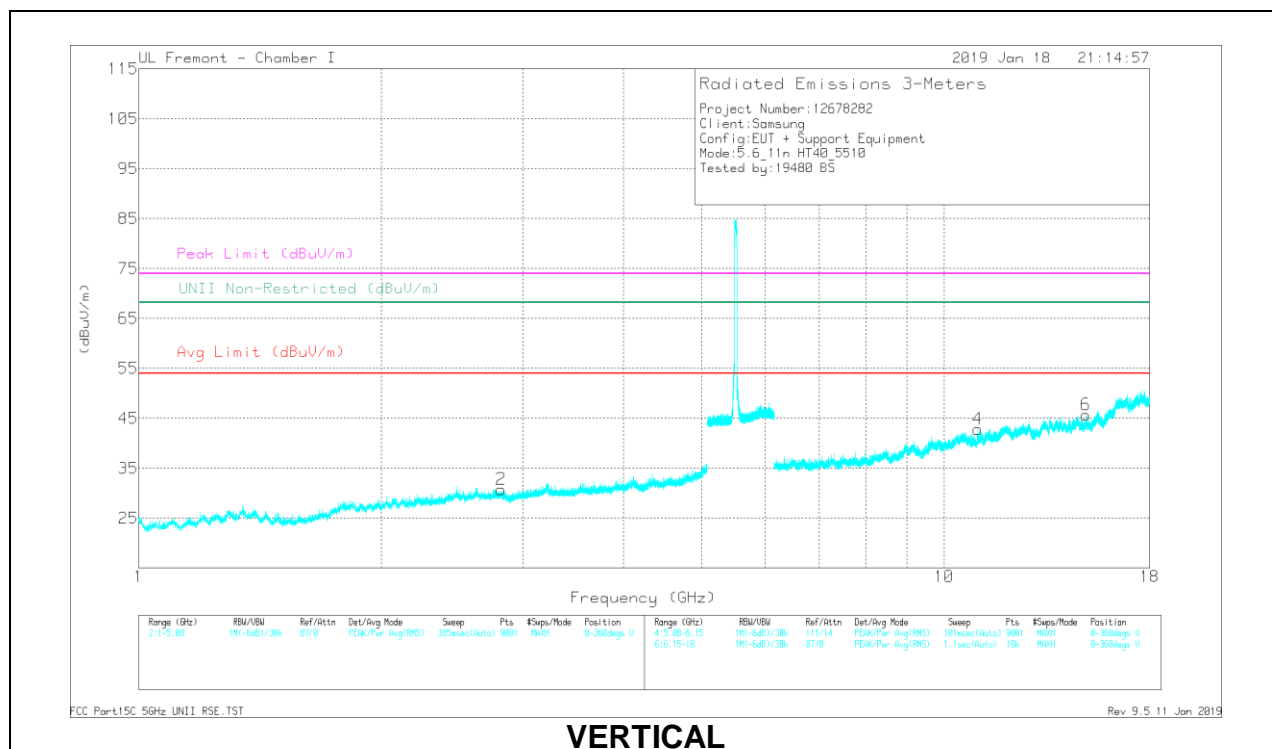
* - indicates frequency in CFR47 Pt 15 / IC RSS-Restricted Band
 Pk - Peak detector

HARMONICS AND SPURIOUS EMISSIONS

LOW CHANNEL RESULTS



HORIZONTAL



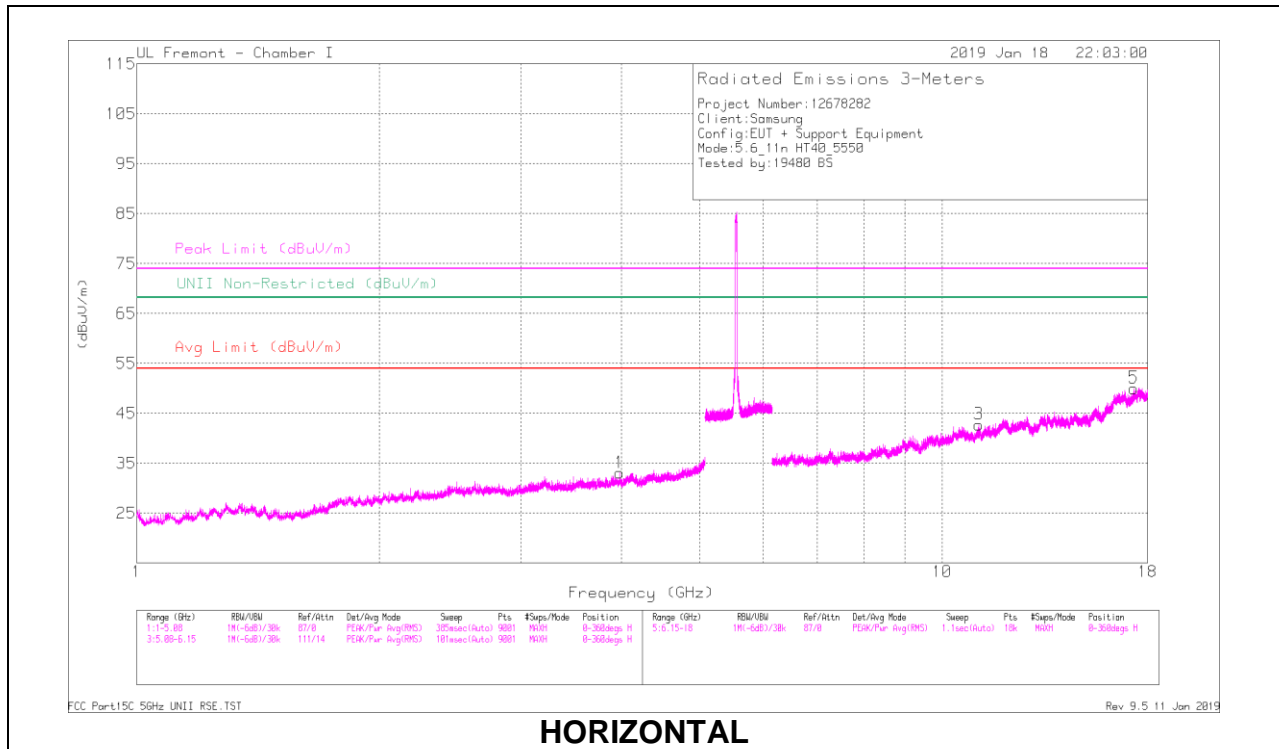
VERTICAL

RADIATED EMISSIONS

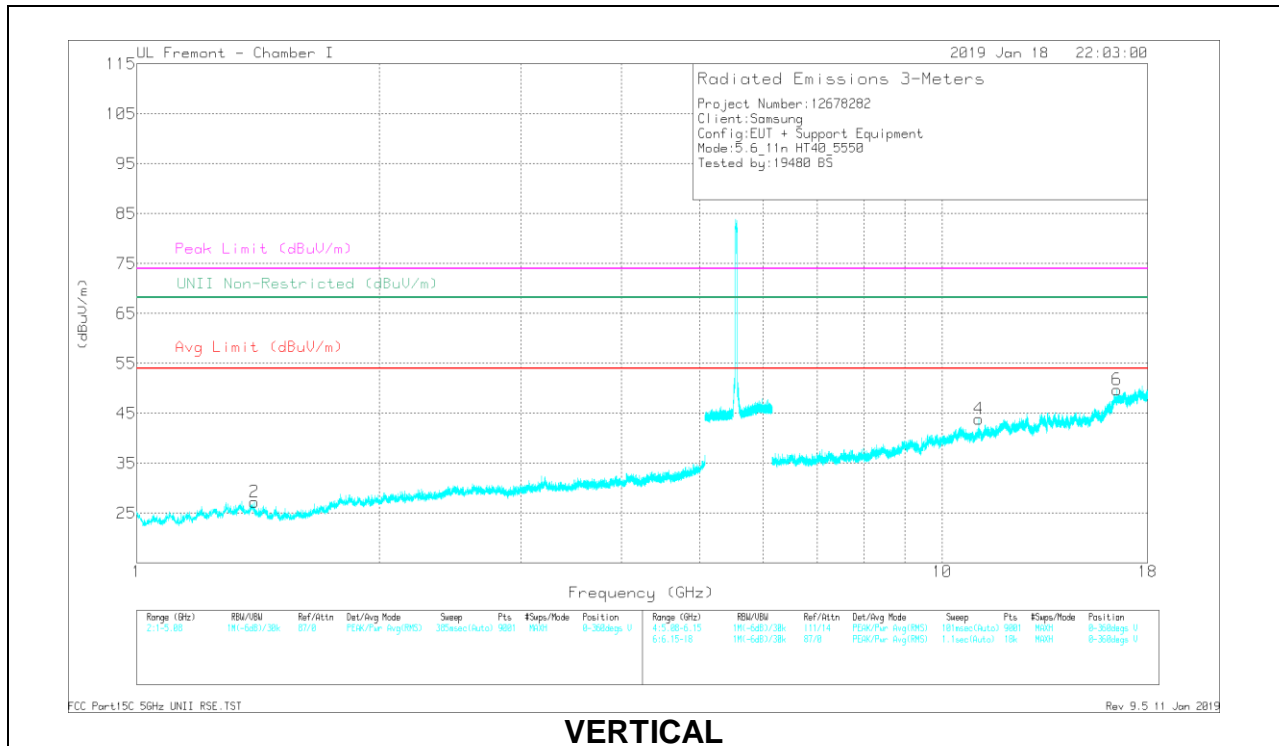
Frequency (GHz)	Measr Reading (dBuV)	Det	AF Y862 (dBm)	AmpC20/F10rPa d (dB)	DC Corr (dB)	Corrected Reading (dBuV/m)	Avg Limit (dBuV/m)	Margin (dB)	Peak Limit (dBuV/m)	PK Margin (dB)	UNII Non-Restricted (dBuV/m)	PK Margin (dB)	Azimuth (Degs)	Height (cm)	Polarity
* 2.851	36.79	PK-U	32.2	-31.1	0	37.89	-	-	74	-36.11	-	-	259	177	H
* 2.849	26.45	ADR	32.2	-31.1	.71	28.26	54	-25.74	-	-	-	-	259	177	H
* 2.817	36.45	PK-U	32.3	-31	0	37.75	-	-	74	-36.25	-	-	201	166	V
* 2.817	26.52	ADR	32.3	-31	.71	28.53	54	-25.47	-	-	-	-	201	166	V
* 11.02	28.09	PK-U	37.8	-16.8	0	49.09	-	-	74	-24.91	-	-	54	104	H
* 11.02	19.35	ADR	37.8	-16.8	.71	41.06	54	-12.94	-	-	-	-	54	104	H
14.051	28.12	PK-U	39.3	-17	0	50.42	-	-	-	-	68.2	-17.78	7	153	H
* 11.02	29.12	PK-U	37.8	-16.8	0	50.12	-	-	74	-23.88	-	-	87	104	V
* 11.02	21.33	ADR	37.8	-16.8	.71	43.04	54	-10.96	-	-	-	-	87	104	V
15.007	25.52	PK-U	39.6	-14	0	51.12	-	-	-	-	68.2	-17.08	145	280	V

* - indicates frequency in CFR47 Pt 15 / IC RSS-Restricted Band
 PK-U - U-NII: Maximum Peak
 ADR - U-NII AD primary method, RMS average

MID CHANNEL RESULTS



HORIZONTAL



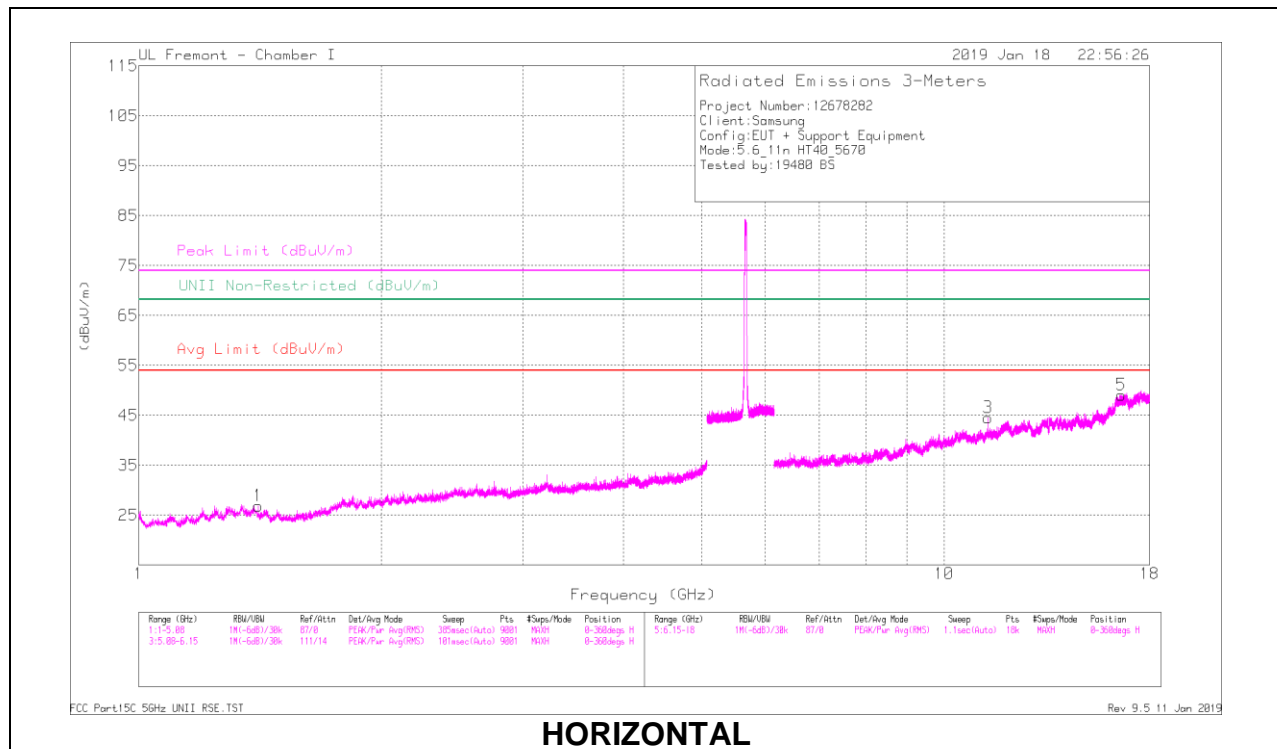
VERTICAL

RADIATED EMISSIONS

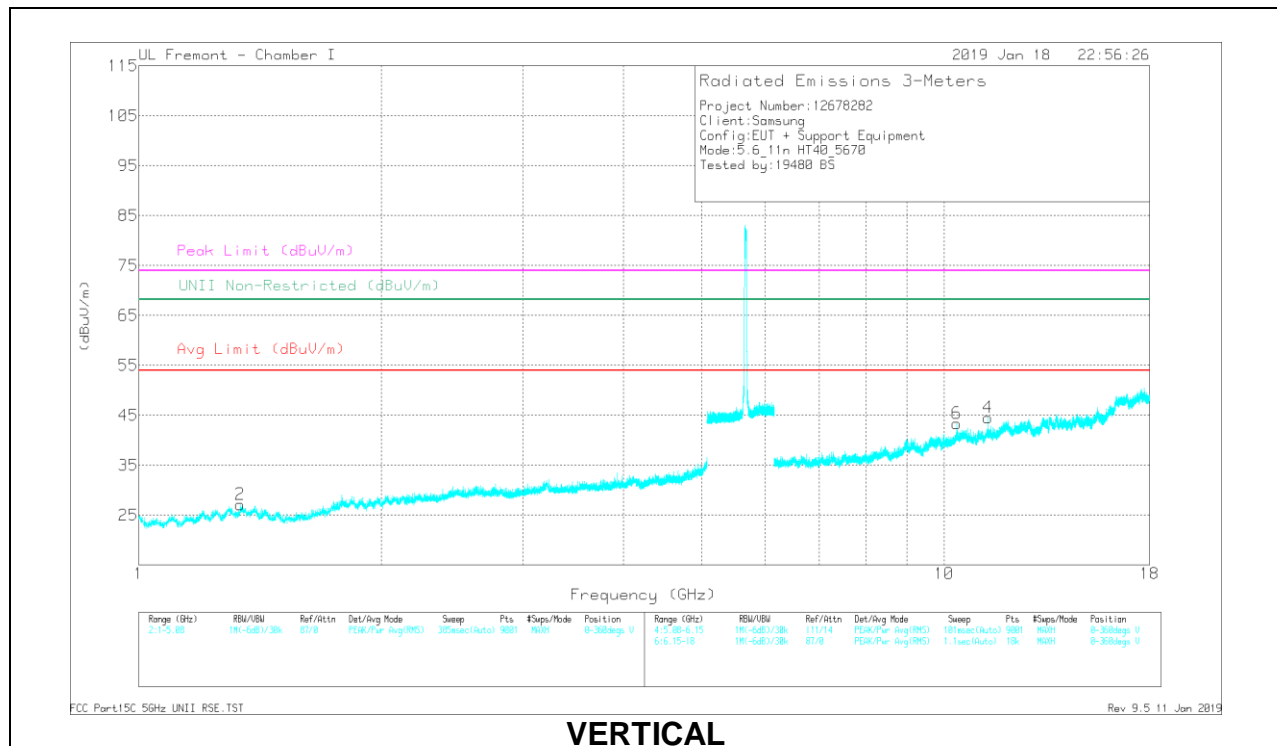
Frequency (GHz)	Measr Reading (dBuV)	Det	AF Y862 (dBm)	AmpC50/F10rPa d (dB)	DC Corr (dB)	Corrected Reading (dBuV/m)	Avg Limit (dBuV/m)	Margin (dB)	Peak Limit (dBuV/m)	PK Margin (dB)	UNII Non-Restricted (dBuV/m)	PK Margin (dB)	Azimuth (Degs)	Height (cm)	Polarity
* 3.978	34.5	PK-U	33.3	-29.4	0	38.4	-	-	74	-35.6	-	-	234	146	H
* 3.977	25.43	ADR	33.3	-29.4	.71	30.04	54	-23.96	-	-	-	-	234	146	H
* 1.4	39.04	PK-U	29	-33.4	0	34.64	-	-	74	-39.36	-	-	5	354	V
* 1.399	28.49	ADR	29.1	-33.4	.71	24.9	54	-29.1	-	-	-	-	5	354	V
* 11.1	28.54	PK-U	37.8	-16.9	0	49.44	-	-	74	-24.56	-	-	57	126	H
* 11.1	19.21	ADR	37.9	-16.9	.71	40.92	54	-13.08	-	-	-	-	57	126	H
17.292	26.7	PK-U	41.1	-11.5	0	56.3	-	-	-	-	68.2	-11.9	327	326	H
* 11.1	29.5	PK-U	37.8	-16.9	0	50.4	-	-	74	-23.6	-	-	88	108	V
* 11.1	22.32	ADR	37.9	-16.9	.71	44.03	54	-9.97	-	-	-	-	88	108	V
16.492	27.07	PK-U	41.3	-12.4	0	55.97	-	-	-	-	68.2	-12.23	240	389	V

* - indicates frequency in CFR47 Pt 15 / IC RSS-Restricted Band
 PK-U - U-NII: Maximum Peak
 ADR - U-NII AD primary method, RMS average

HIGH CHANNEL RESULTS



HORIZONTAL



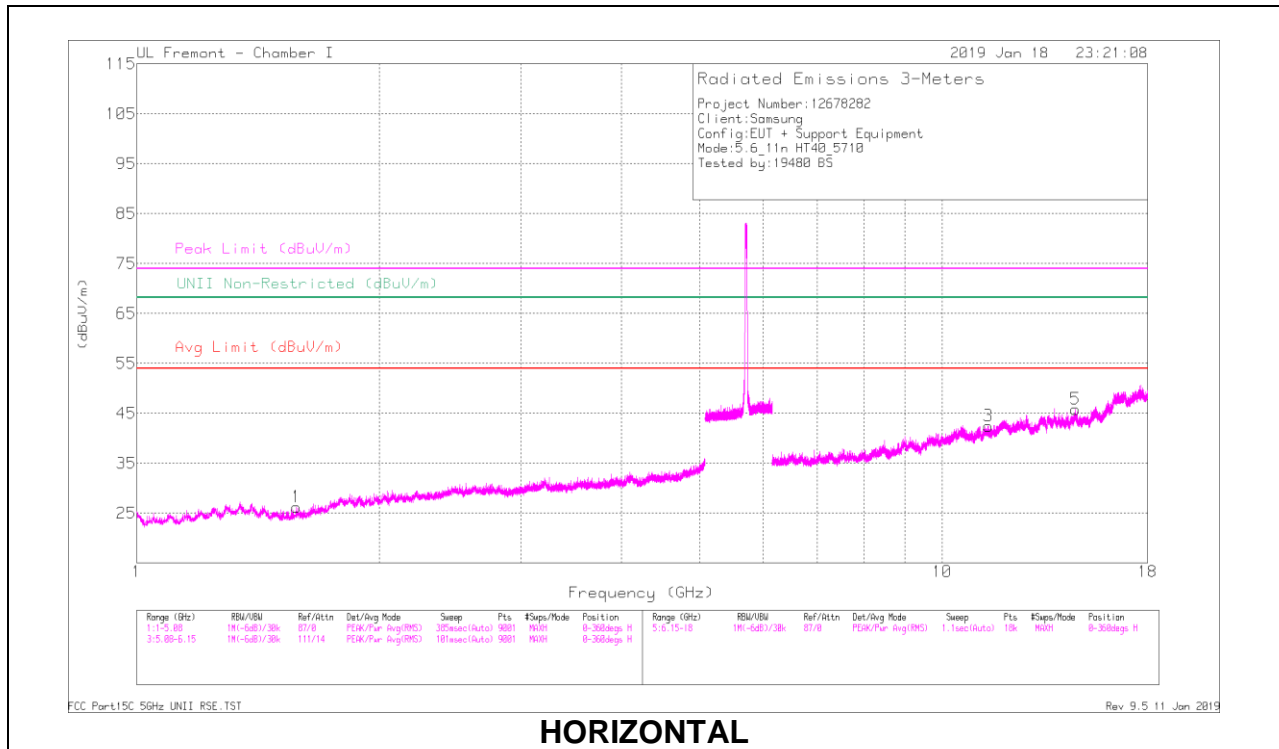
VERTICAL

RADIATED EMISSIONS

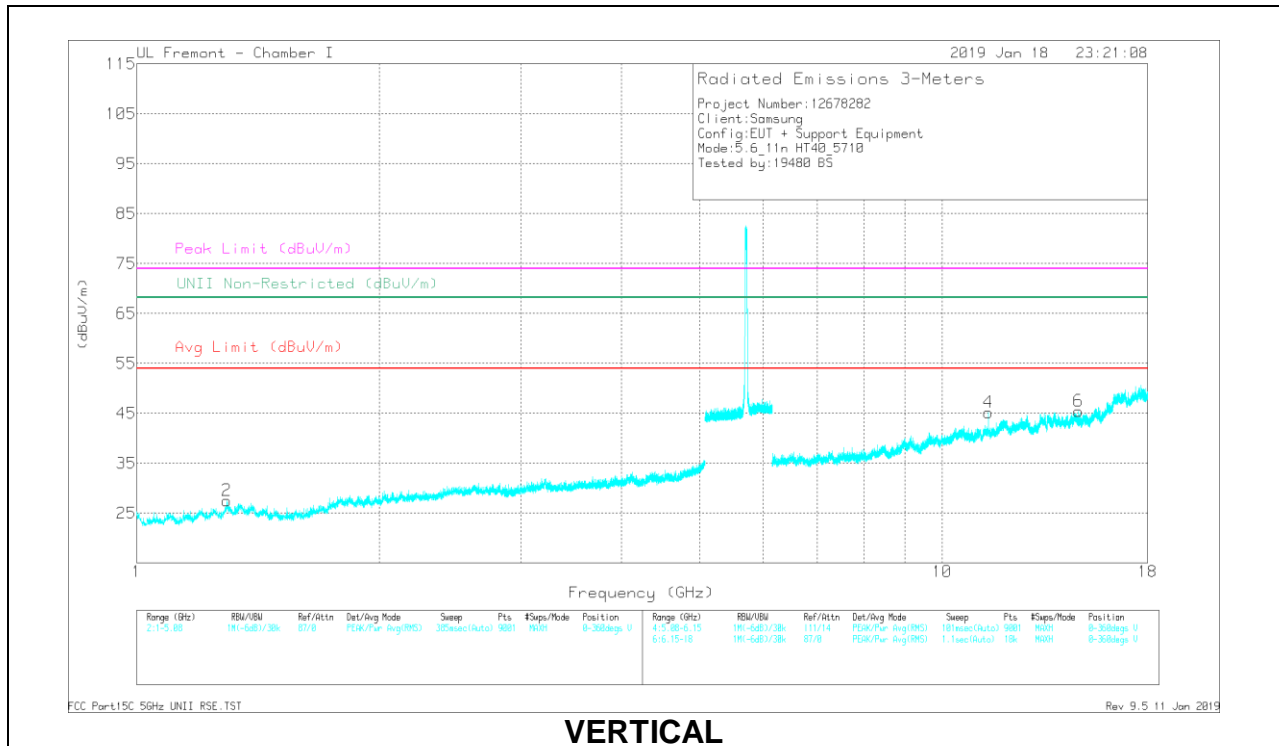
Frequency (GHz)	Measr Reading (dBuV)	Det	AF Y862 (dBm)	AmpC50/F10rPa d (dB)	DC Corr (dB)	Corrected Reading (dBuV/m)	Avg Limit (dBuV/m)	Margin (dB)	Peak Limit (dBuV/m)	PK Margin (dB)	UNII Non-Restricted (dBuV/m)	PK Margin (dB)	Azimuth (Degs)	Height (cm)	Polarity
* 1.405	37.45	PK-U	28.9	-33.5	0	32.85	-	-	74	-41.15	-	-	288	133	H
* 1.408	27.32	ADR	28.8	-33.3	.71	23.53	54	-30.47	-	-	-	-	288	133	H
* 1.336	37.88	PK-U	29.3	-33.6	0	33.88	-	-	74	-40.32	-	-	304	197	V
* 1.336	28.35	ADR	29.3	-33.6	.71	24.76	54	-29.24	-	-	-	-	304	197	V
* 11.34	28.45	PK-U	38.1	-16.7	0	49.85	-	-	74	-24.15	-	-	51	108	H
* 11.34	20.53	ADR	38.1	-16.7	.71	42.64	54	-11.36	-	-	-	-	51	108	H
16.608	25.36	PK-U	41.4	-11.6	0	55.16	-	-	-	-	68.2	-13.04	224	268	H
* 11.34	29.14	PK-U	38.1	-16.7	0	50.54	-	-	74	-23.46	-	-	326	106	V
* 11.34	21.88	ADR	38.1	-16.7	.71	44.09	54	-9.91	-	-	-	-	326	106	V
10.377	27.24	PK-U	37.4	-16.4	0	48.24	-	-	-	-	68.2	-19.96	83	212	V

* - indicates frequency in CFR47 Pt 15 / IC RSS-Restricted Band
 PK-U - U-NII: Maximum Peak
 ADR - U-NII AD primary method, RMS average

CHANNEL 142 RESULTS



HORIZONTAL



VERTICAL

RADIATED EMISSIONS

Frequency (GHz)	Measr Reading (dBuV)	Det	AF T862 (dBm)	AmpCoEff/Pa d (dB)	DC Corr (dB)	Corrected Reading (dBuV/m)	Avg Limit (dBuV/m)	Margin (dB)	Peak Limit (dBuV/m)	PK Margin (dB)	UNII Non-Restricted (dBuV/m)	PK Margin (dB)	Azimuth (Degs)	Height (cm)	Polarity
* 1.578	37.53	PK-U	28	-33	0	32.53	-	-	74	-41.47	-	-	236	316	H
* 1.578	28.09	ADR	28	-33	.71	23.8	54	-30.2	-	-	-	-	236	316	H
* 1.285	39.24	PK-U	29.3	-33.7	0	34.84	-	-	74	-39.16	-	-	317	300	V
* 1.283	28.79	ADR	29.3	-33.7	.71	25.1	54	-28.9	-	-	-	-	317	300	V
* 11.419	27.2	PK-U	38.1	-16.2	0	49.1	-	-	74	-24.9	-	-	215	378	H
* 11.415	17.39	ADR	38.1	-16.2	.71	40	54	-14	-	-	-	-	215	378	H
14.635	27.52	PK-U	40	-15.9	0	51.62	-	-	-	-	68.2	-16.58	325	286	H
* 11.42	28.37	PK-U	38.2	-16.2	0	50.37	-	-	74	-23.63	-	-	323	106	V
* 11.42	22.01	ADR	38.1	-16.2	.71	44.62	54	-9.38	-	-	-	-	323	106	V
14.773	27.04	PK-U	39.9	-16.4	0	50.54	-	-	-	-	68.2	-17.66	65	149	V

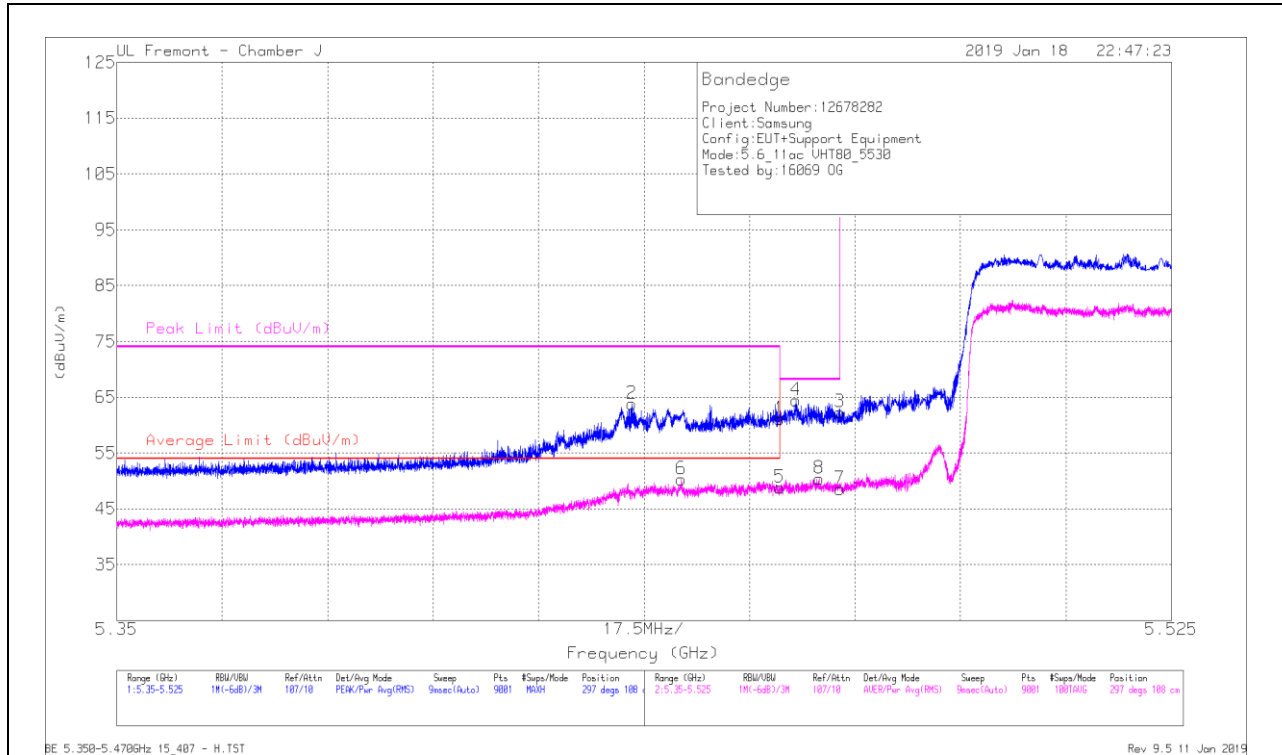
* - indicates frequency in CFR47 Pt 15 / IC RSS-Restricted Band
 PK-U - U-NII: Maximum Peak
 ADR - U-NII AD primary method, RMS average

10.1.12. TX ABOVE 1 GHz 802.11ac VHT80 MODE IN THE 5.6 GHz BAND

1TX Antenna 1 MODE

BANDEDGE (LOW CHANNEL)

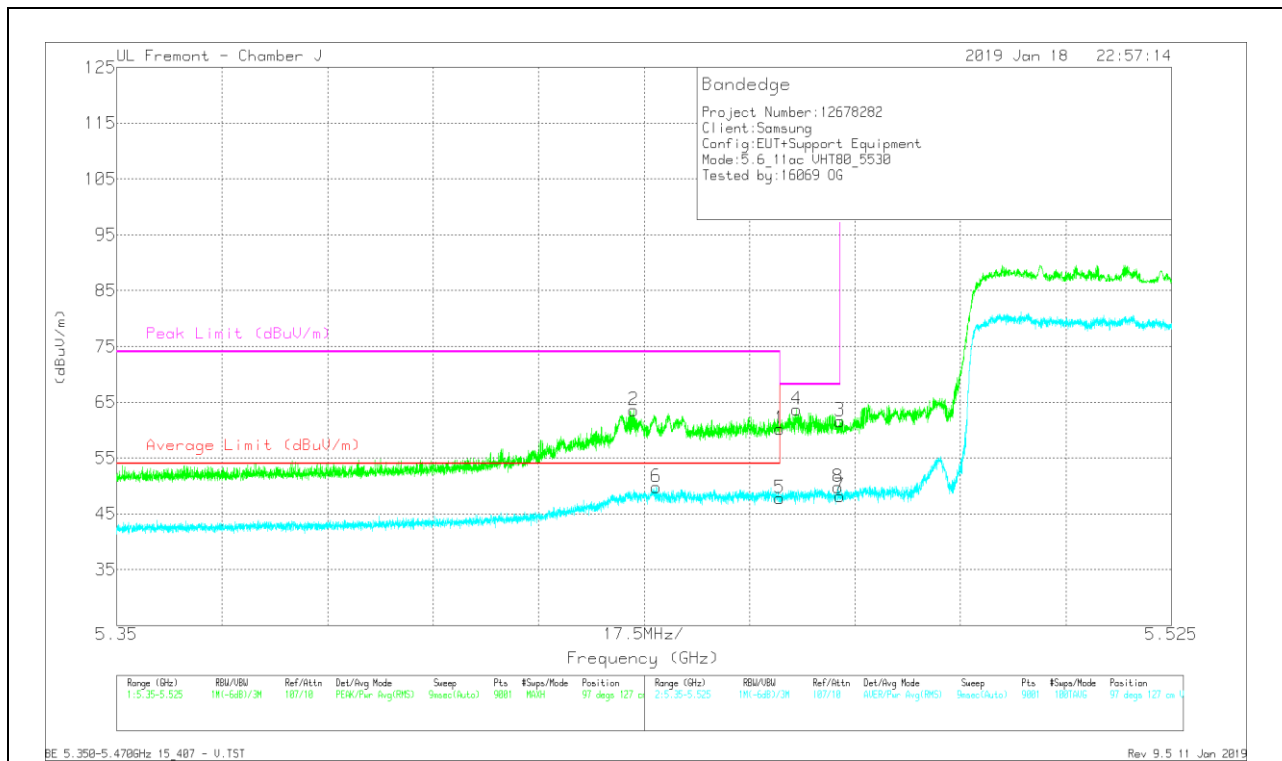
HORIZONTAL RESULT



Marker	Frequency (GHz)	Meter Reading (dBuV)	Det	AF AT0067 (dBm)	Amp/Cal/Filt/Pad (dB)	DC Corr (dB)	Corrected Reading (dBuV/m)	Average Limit (dBuV/m)	Margin (dB)	Peak Limit (dBuV/m)	PK Margin (dB)	Azimuth (Degs)	Height (cm)	Polarity
1	* 5.46	47.55	Pk	34.5	-20.9	0	61.15	-	-	74	-12.85	297	108	H
2	* 5.435	50.34	Pk	34.5	-21	0	63.84	-	-	74	-10.16	297	108	H
3	5.47	48.7	Pk	34.5	-20.9	0	62.3	-	-	68.2	-5.9	297	108	H
4	5.463	50.89	Pk	34.5	-20.9	0	64.49	-	-	68.2	-3.71	297	108	H
5	* 5.46	33.88	RMS	34.5	-20.9	1.29	48.77	54	-5.23	-	-	297	108	H
6	* 5.444	35.45	RMS	34.5	-21	1.29	50.24	54	-3.76	-	-	297	108	H
7	5.47	33.7	RMS	34.5	-20.9	1.29	48.69	-	-	-	-	297	108	H
8	5.467	35.47	RMS	34.5	-20.9	1.29	50.36	-	-	-	-	297	108	H

* - indicates frequency in CFR47 Pt 15 / IC RSS-Restricted Band
 Pk - Peak detector
 RMS - RMS detection

VERTICAL RESULT

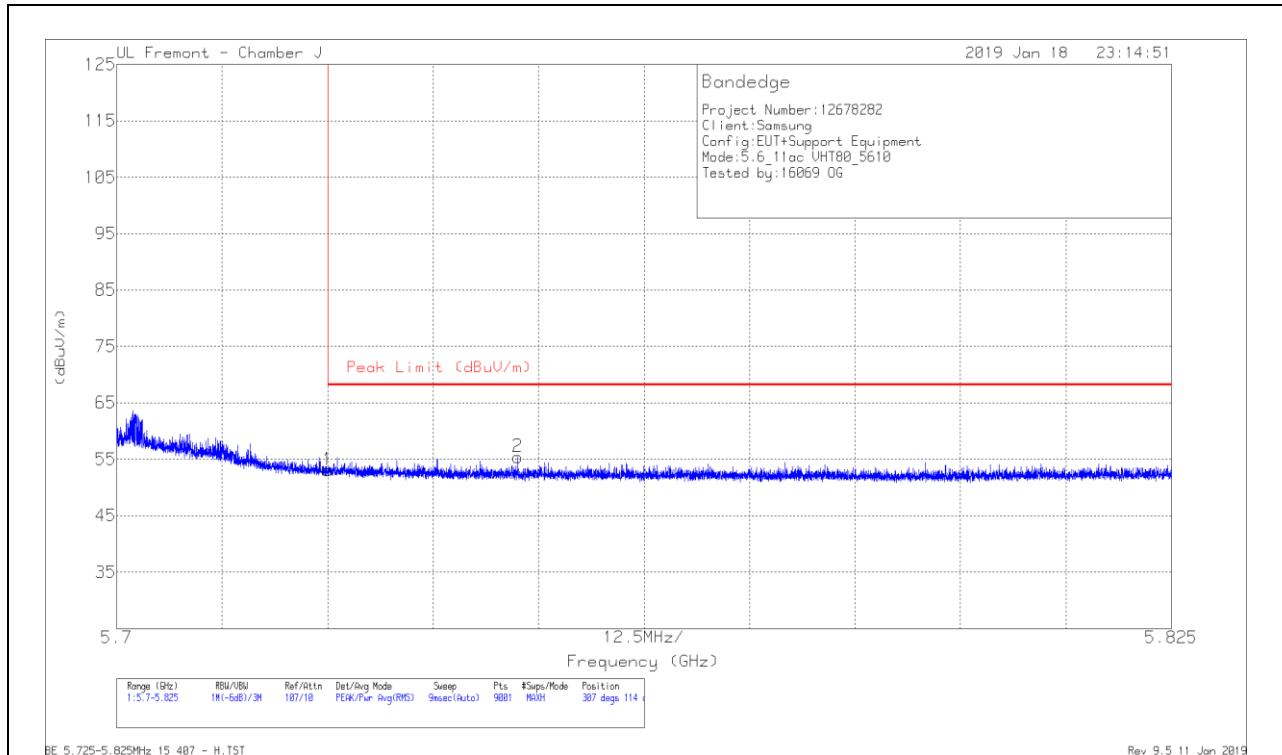


Marker	Frequency (GHz)	Meter Reading (dBuV)	Det	AF AT0067 (dBm)	Amp/Cb/Fitr/Pad (dB)	DC Corr (dB)	Corrected Reading (dBuV/m)	Average Limit (dBuV/m)	Margin (dB)	Peak Limit (dBuV/m)	PK Margin (dB)	Azimuth (Degs)	Height (cm)	Polarity
1	* 5.46	46.66	Pk	34.5	-20.9	0	60.26	-	-	74	-13.74	97	127	V
2	* 5.436	50.02	Pk	34.5	-21	0	63.52	-	-	74	-10.48	97	127	V
3	5.47	48.05	Pk	34.5	-20.9	0	61.65	-	-	68.2	-6.55	97	127	V
4	5.463	50.08	Pk	34.5	-20.9	0	63.68	-	-	68.2	-4.52	97	127	V
5	* 5.46	32.92	RMS	34.5	-20.9	1.29	47.81	54	-6.19	-	-	97	127	V
6	* 5.44	34.97	RMS	34.5	-21	1.29	49.76	54	-4.24	-	-	97	127	V
7	5.47	33.27	RMS	34.5	-20.9	1.29	48.16	-	-	-	-	97	127	V
8	5.47	34.9	RMS	34.5	-20.9	1.29	49.79	-	-	-	-	97	127	V

* - indicates frequency in CFR47 Pt 15 / IC RSS-Restricted Band
 Pk - Peak detector
 RMS - RMS detection

BANDEDGE (HIGH CHANNEL)

HORIZONTAL RESULT

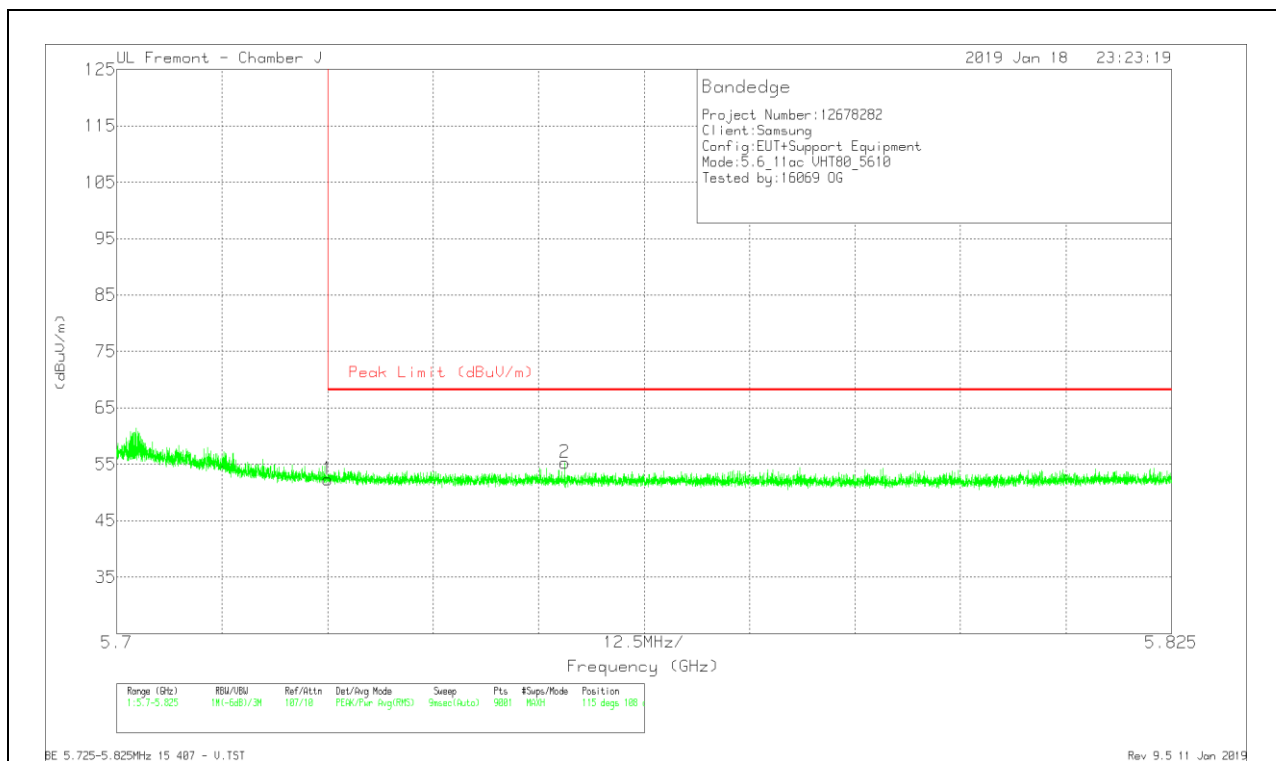


Marker	Frequency (GHz)	Meter Reading (dBuV)	Det	AF AT0067 (dB/m)	Amp/Cb/Fitr /Pad (dB)	DC Corr (dB)	Corrected Reading (dBuV/m)	Peak Limit (dBuV/m)	PK Margin (dB)	Azimuth (Degs)	Height (cm)	Polarity
1	5.725	39.15	Pk	34.7	-20.8	0	53.05	68.2	-15.15	307	114	H
2	5.748	41.5	Pk	34.7	-20.8	0	55.4	68.2	-12.8	307	114	H

* - indicates frequency in CFR47 Pt 15 / IC RSS-Restricted Band

Pk - Peak detector

VERTICAL RESULT

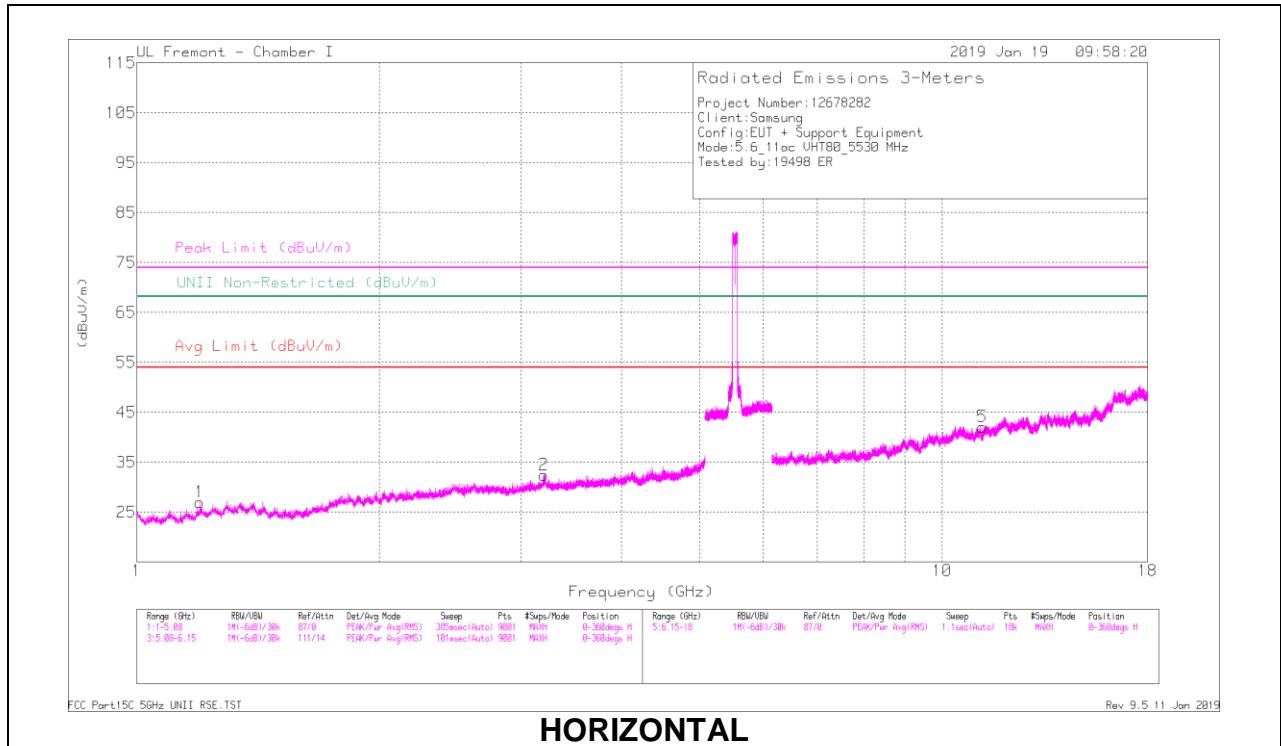


Marker	Frequency (GHz)	Meter Reading (dBuV)	Det	AF AT0067 (dB/m)	Amp/Cb/Filtr /Pad (dB)	DC Corr (dB)	Corrected Reading (dBuV/m)	Peak Limit (dBuV/m)	PK Margin (dB)	Azimuth (Degs)	Height (cm)	Polarity
1	5.725	38.41	Pk	34.7	-20.8	0	52.31	68.2	-15.89	115	108	V
2	5.753	41.4	Pk	34.7	-20.8	0	55.3	68.2	-12.9	115	108	V

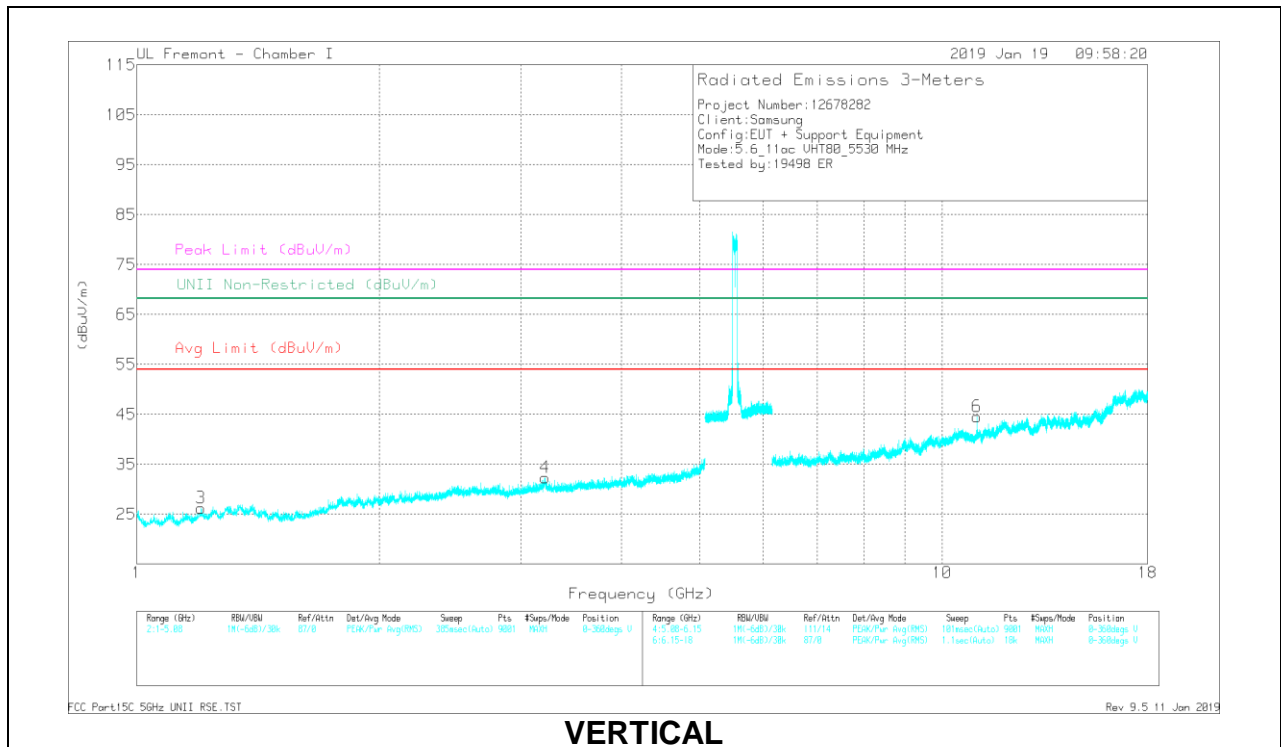
* - indicates frequency in CFR47 Pt 15 / IC RSS-Restricted Band
 Pk - Peak detector

HARMONICS AND SPURIOUS EMISSIONS

LOW CHANNEL RESULTS



HORIZONTAL



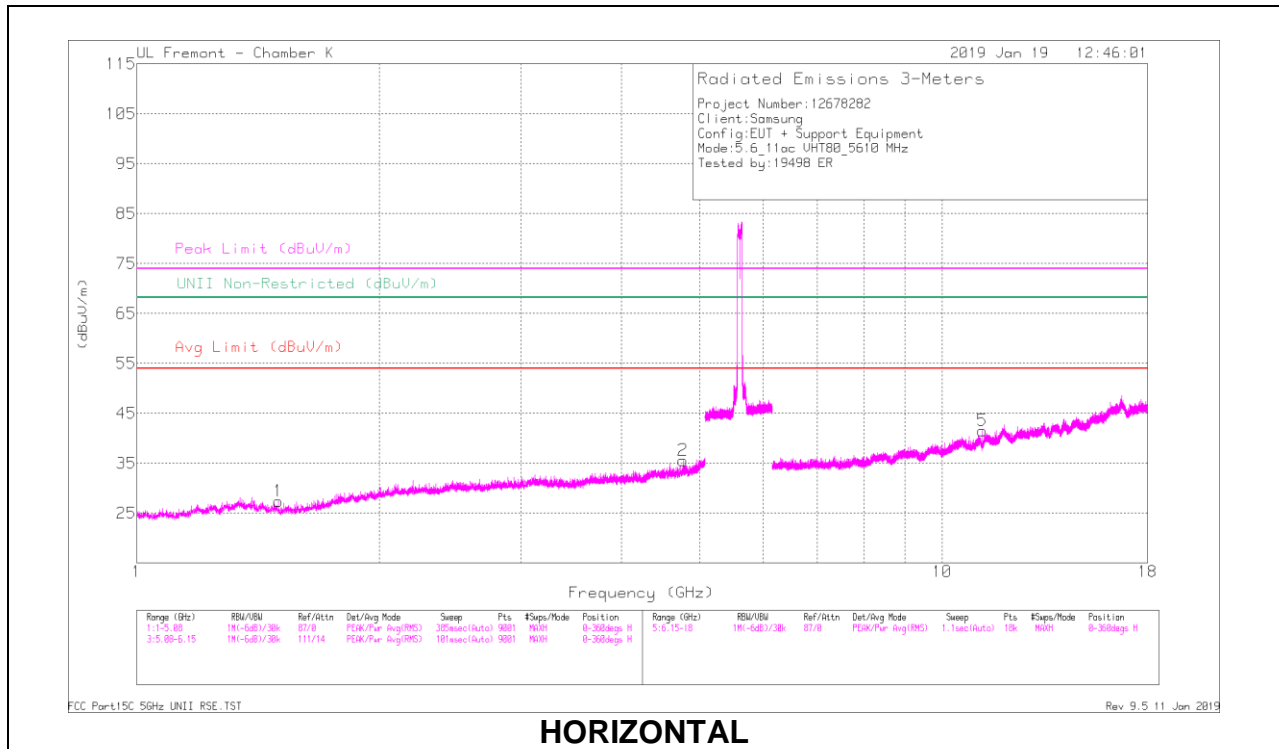
VERTICAL

RADIATED EMISSIONS

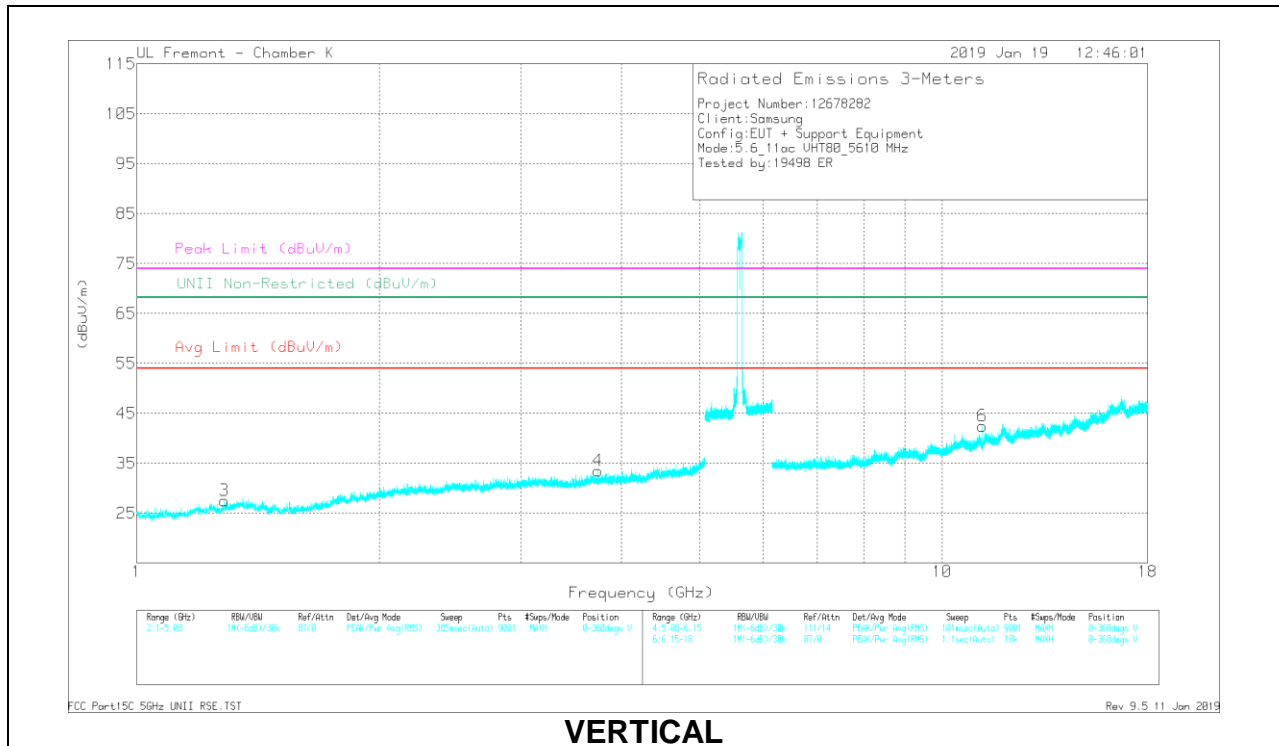
Frequency (GHz)	Meter Reading (dBuV)	Det	AF T862 (dBm)	Amp(C20/F10/PA d (dB)	DC Corr (dB)	Corrected Reading (dBuV/m)	Avg Limit (dBuV/m)	Margin (dB)	Peak Limit (dBuV/m)	PK Margin (dB)	UNII Non-Restricted (dBuV/m)	PK Margin (dB)	Azimuth (Degs)	Height (cm)	Polarity
3.042	36.28	PK-U	32.6	-30.7	0	38.18	-	-	-	-	68.2	-30.02	287	135	H
3.037	26.13	ADR	32.6	-30.7	1.29	29.32	-	-	-	-	-	-	287	135	H
3.204	33.68	PK-U	33.2	-29.9	0	36.98	-	-	-	-	68.2	-31.22	114	248	H
* 1.203	37.33	PK-U	28.4	-34	0	31.73	-	-	74	-42.27	-	-	205	224	V
* 1.204	28.77	ADR	28.4	-34	1.29	24.46	54	-29.54	-	-	-	-	205	224	V
3.215	35.63	PK-U	33.5	-29.8	0	39.33	-	-	-	-	68.2	-28.87	249	172	V
* 11.225	27.11	PK-U	37.9	-16.9	0	48.11	-	-	74	-25.89	-	-	97	102	H
* 11.228	17.44	ADR	37.9	-16.9	1.29	39.73	54	-14.27	-	-	-	-	97	102	H
* 11.08	28.25	PK-U	37.8	-16.8	0	49.25	-	-	74	-24.75	-	-	1	110	V
* 11.08	20.86	ADR	37.8	-16.8	1.29	43.15	54	-10.85	-	-	-	-	1	110	V

* - indicates frequency in CFR47 Pt 15 / IC RSS-Restricted Band
 PK-U - U-NII: Maximum Peak
 ADR - U-NII AD primary method, RMS average

HIGH CHANNEL RESULTS



HORIZONTAL



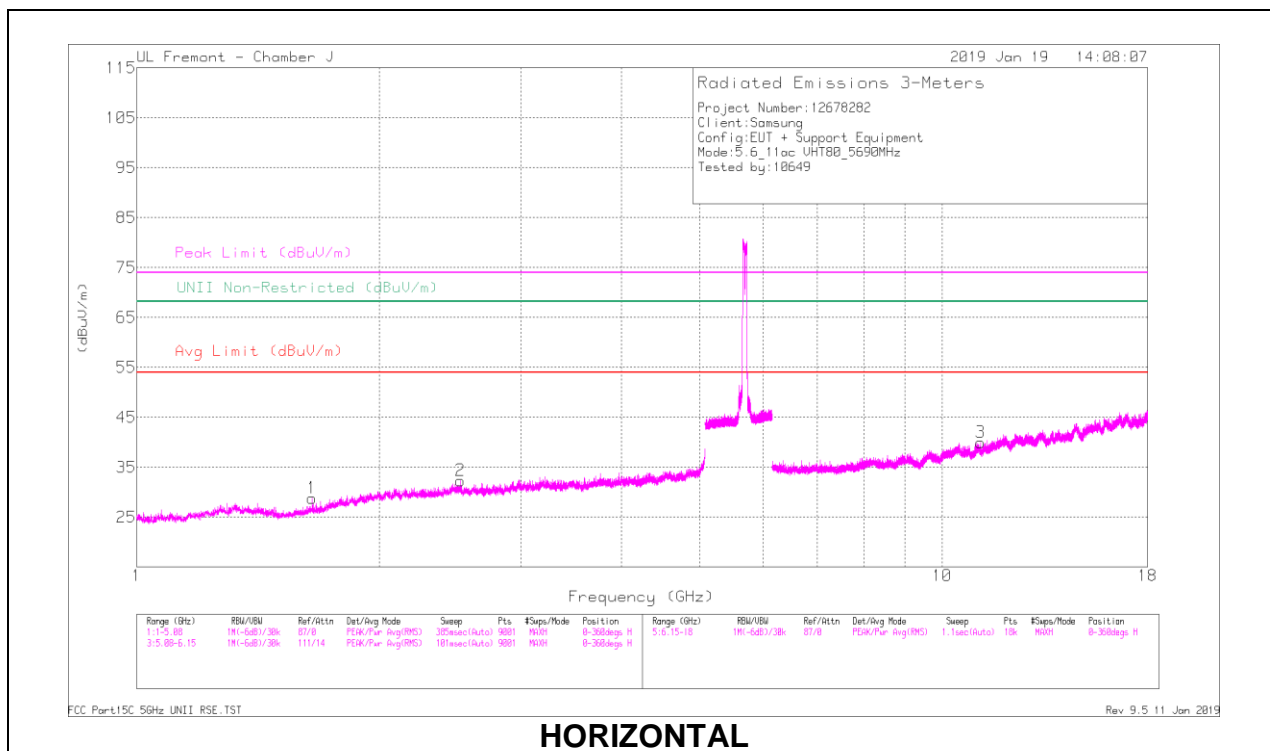
VERTICAL

RADIATED EMISSIONS

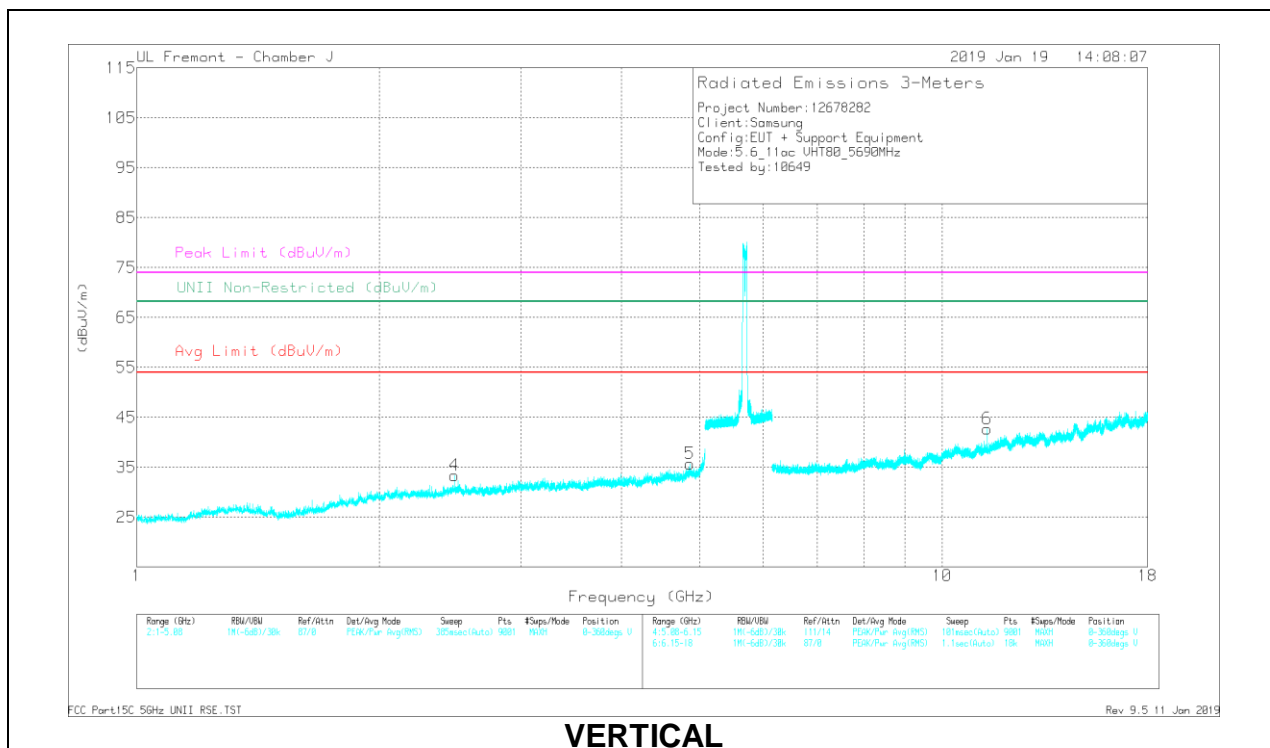
Frequency (GHz)	Meter Reading (dBuV)	Det	AF T344 (dBm)	Amp/CoFilter/Pad (dB)	DC Corr (dB)	Corrected Reading (dBuV/m)	Avg Limit (dBuV/m)	Margin (dB)	Peak Limit (dBuV/m)	PK Margin (dB)	UNII Non-Restricted (dBuV/m)	PK Margin (dB)	Azimuth (Degs)	Height (cm)	Polarity
* 1.499	40	PK-U	28.1	-35.3	0	32.8	-	-	74	-41.2	-	-	291	132	H
* 1.498	31.53	ADR	28.1	-35.3	1.29	25.62	54	-28.38	-	-	-	-	291	132	H
* 4.767	36.76	PK-U	34.1	-30	0	40.96	-	-	74	-33.14	-	-	183	186	H
* 4.767	27.65	ADR	34.1	-30	1.29	33.04	54	-20.96	-	-	-	-	183	186	H
* 1.285	39.51	PK-U	28.7	-35.3	0	32.91	-	-	74	-41.09	-	-	69	264	V
* 1.288	30.95	ADR	28.7	-35.3	1.29	25.64	54	-28.36	-	-	-	-	69	264	V
* 3.74	36.6	PK-U	33.3	-31.9	0	38	-	-	74	-36	-	-	139	175	V
* 3.741	28.35	ADR	33.3	-31.9	1.29	31.04	54	-22.96	-	-	-	-	139	175	V
* 11.22	30.67	PK-U	37.9	-21.3	0	41.27	-	-	74	-26.73	-	-	93	109	H
* 11.22	23.38	ADR	37.9	-21.3	1.29	41.27	54	-12.73	-	-	-	-	93	109	H
* 11.22	32.4	PK-U	37.9	-21.3	0	49	-	-	74	-25	-	-	122	102	V
* 11.22	25.75	ADR	37.9	-21.3	1.29	43.64	54	-10.36	-	-	-	-	122	102	V

* - indicates frequency in CFR47 Pt 15 / IC RSS-Restricted Band
 PK-U - U-NII: Maximum Peak
 ADR - U-NII AD primary method, RMS average

CHANNEL 138 RESULTS



HORIZONTAL



VERTICAL

RADIATED EMISSIONS

Marker	Frequency (GHz)	Meas Reading (dBuV)	Det	AF AT0067 (dBm)	Amp/Ch/Flt/Pad (dB)	DC Corr (dB)	Corrected Reading (dBuV/m)	Avg Limit (dBuV/m)	Margin (dB)	Peak Limit (dBuV/m)	PK Margin (dB)	UNII Non-Restricted (dBuV/m)	PK Margin (dB)	Azimuth (Degs)	Height (cm)	Polarity
1	1.651	41.55	PK-U	28.9	-35.8	0	34.65	-	-	-	-	66.2	-33.55	237	179	H
2	2.524	41.23	PK-U	32.5	-35.3	0	36.43	-	-	-	-	66.2	-29.77	220	127	H
4	2.49	40.38	PK-U	32.5	-35.5	0	37.38	-	-	-	-	66.2	-30.82	258	171	V
5	* 4.963	38.37	PK-U	34	-30.4	0	41.97	-	-	74	-32.03	-	-	272	396	V
	* 4.964	28.2	ADR	34	-30.4	1.29	33.09	54	-20.91	-	-	-	-	272	396	V
3	* 11.158	34.76	PK-U	37.8	-24.2	0	48.36	-	-	74	-25.64	-	-	342	280	H
	* 11.158	23.18	ADR	37.8	-24.2	1.29	38.07	54	-15.93	-	-	-	-	342	280	H
6	* 11.38	33.59	PK-U	38.1	-23.3	0	48.39	-	-	74	-25.61	-	-	105	111	V
	* 11.38	27.68	ADR	38.1	-23.3	1.29	43.77	54	-10.23	-	-	-	-	105	111	V

* - indicates frequency in CFR47 Pt 15 / IC RSS-Restricted Band

PK-U - U-NII: Maximum Peak

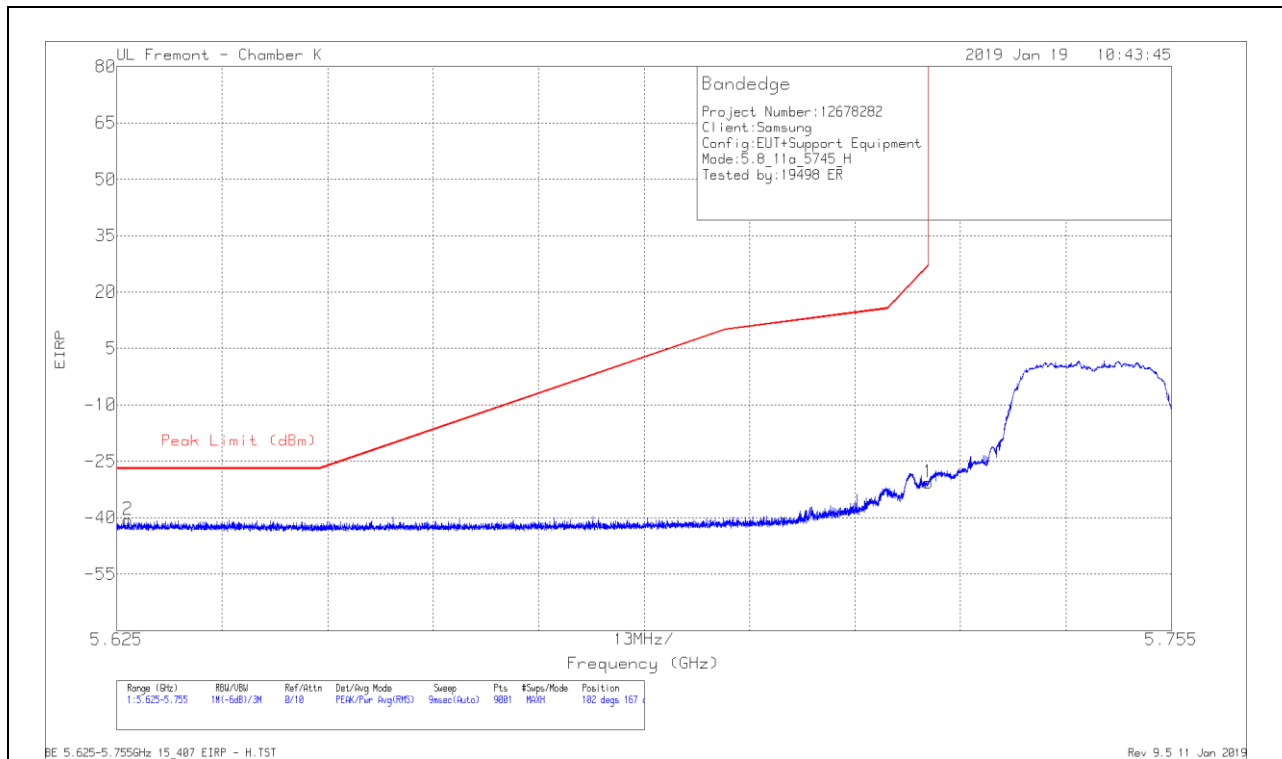
ADR - U-NII AD primary method, RMS average

10.1.13. TX ABOVE 1 GHz 802.11a MODE IN THE 5.8 GHz BAND

1TX Antenna 1 MODE

BANDEDGE (LOW CHANNEL)

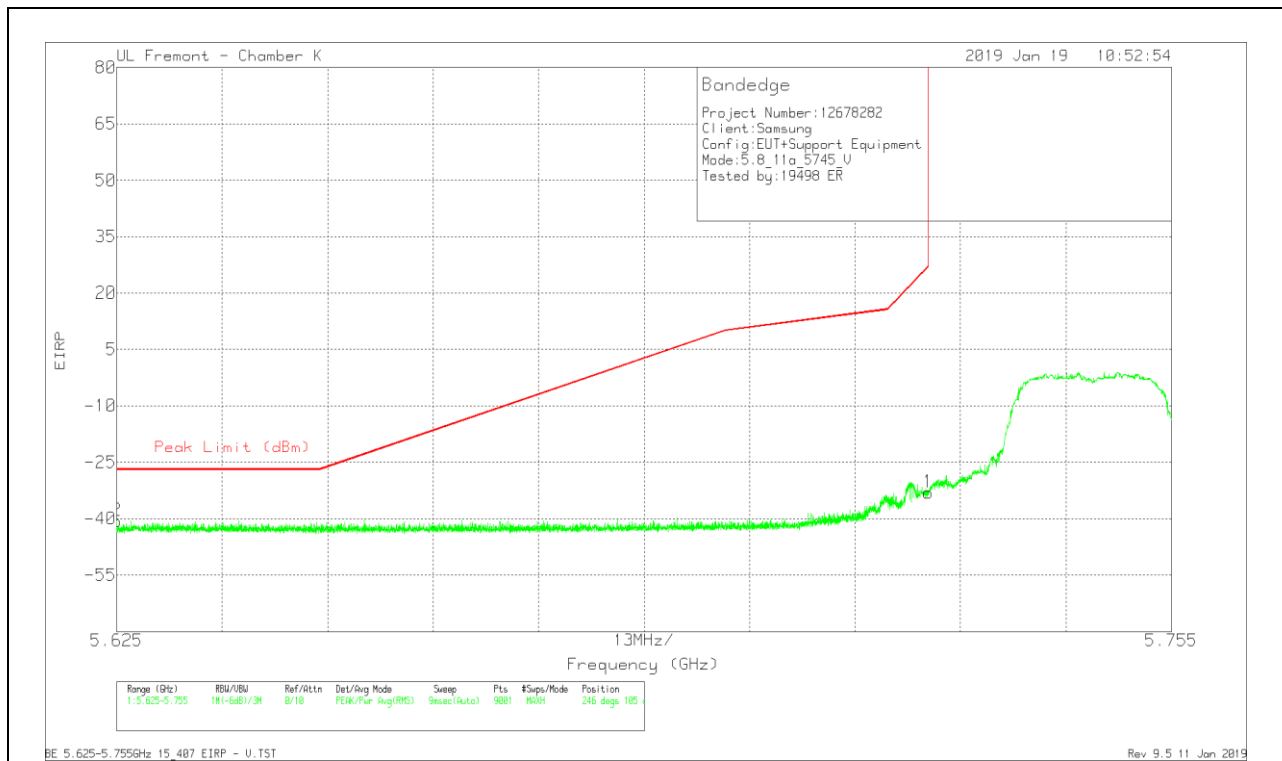
HORIZONTAL RESULT



Marker	Frequency (GHz)	Meter Reading (dBm)	Det	AFT344 (dB/m)	Amp/Cb/Filtr /Pad (dB)	Conversion Factor (dB)	Corrected Reading EIRP	Peak Limit (dBm)	PK Margin (dB)	Azimuth (Degs)	Height (cm)	Polarity
1	5.725	-58.29	Pk	34.9	-19	11.8	-30.59	26.99	-57.58	102	167	H
2	5.626	-67.49	Pk	34.6	-19.5	11.8	-40.59	-27	-13.59	102	167	H

Pk - Peak detector

VERTICAL RESULT

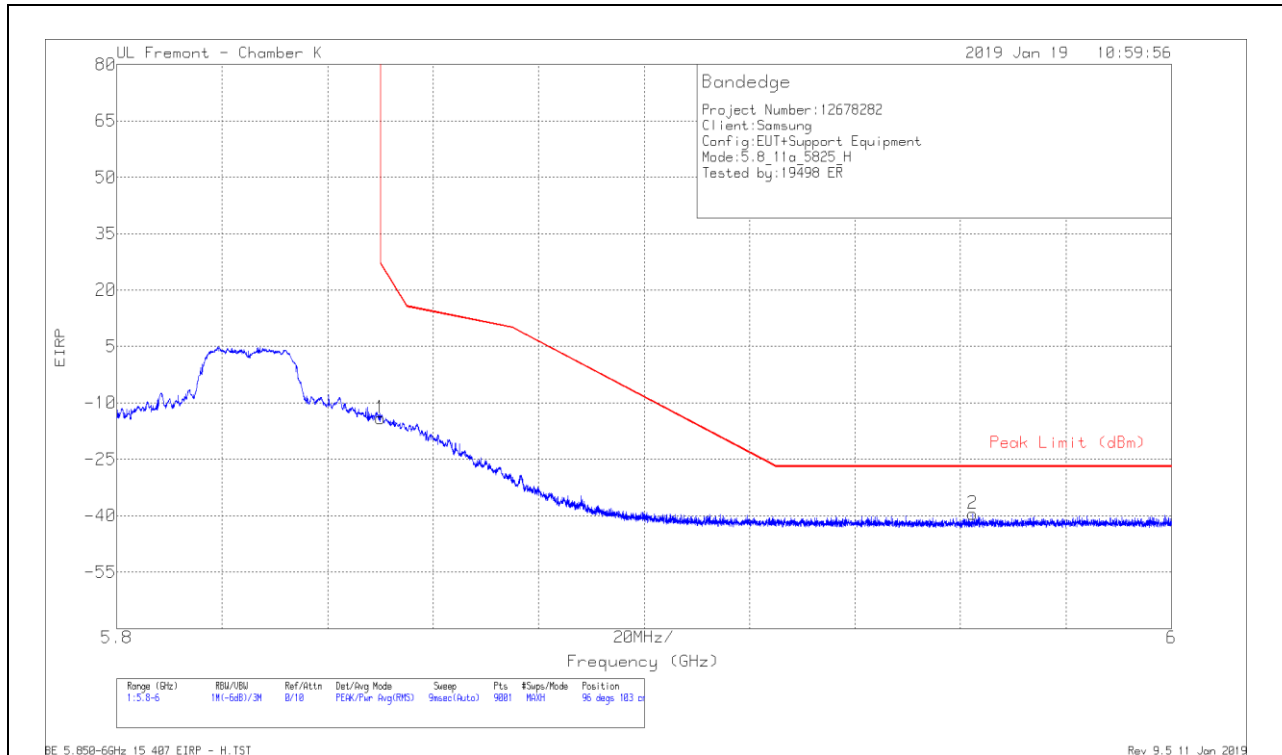


Marker	Frequency (GHz)	Meter Reading (dBm)	Det	AF T344 (dB/m)	Amp/Cb/Filtr /Pad (dB)	Conversion Factor (dB)	Corrected Reading EIRP	Peak Limit (dBm)	PK Margin (dB)	Azimuth (Degs)	Height (cm)	Polarity
1	5.725	-60.74	Pk	34.9	-19	11.8	-33.04	26.99	-60.03	246	105	V
2	5.625	-67.45	Pk	34.6	-19.5	11.8	-40.55	-27	-13.55	246	105	V

Pk - Peak detector

BANDEDGE (HIGH CHANNEL)

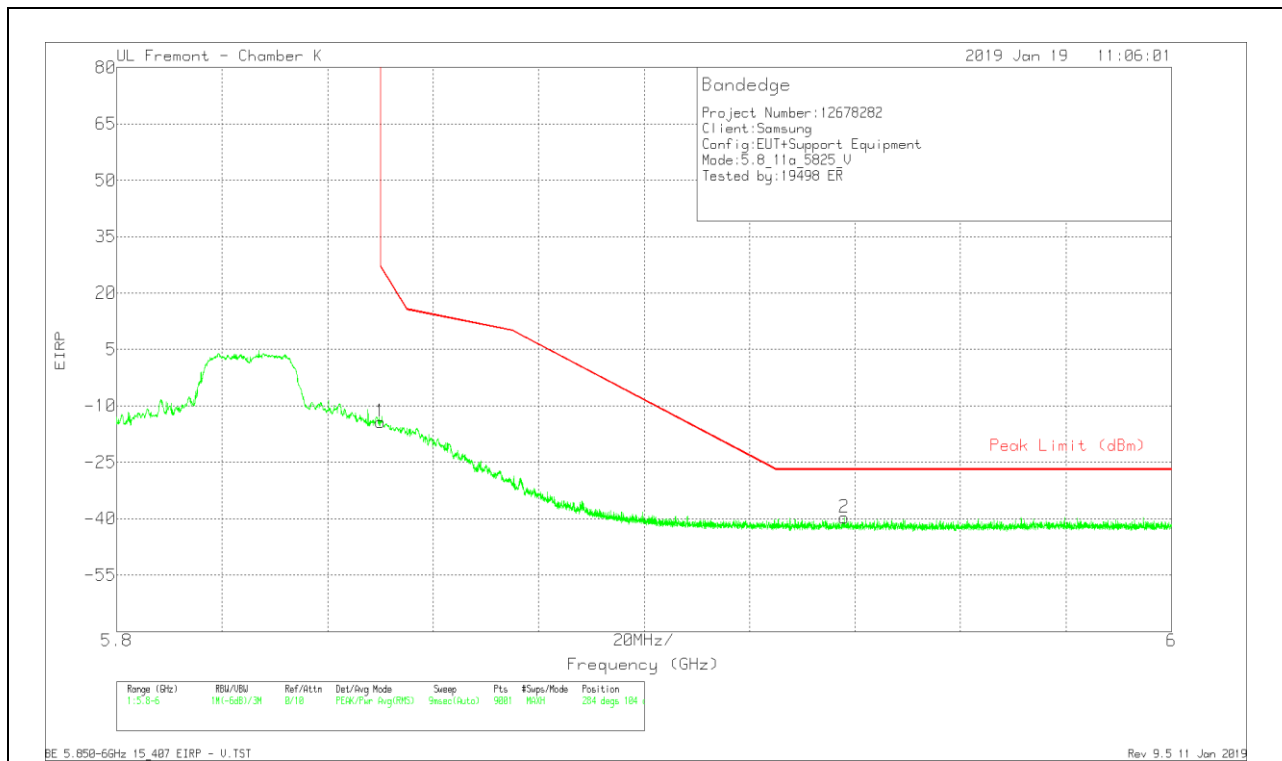
HORIZONTAL RESULT



Marker	Frequency (GHz)	Meter Reading (dBm)	Det	AF T344 (dB/m)	Amp/Cb/Filtr /Pad (dB)	Conversion Factor (dB)	Corrected Reading EIRP	Peak Limit (dBm)	PK Margin (dB)	Azimuth (Degs)	Height (cm)	Polarity
1	5.85	-42.02	Pk	35	-18.9	11.8	-14.12	26.95	-41.07	96	103	H
2	5.962	-67.65	Pk	35.1	-18.7	11.8	-39.45	-27	-12.45	96	103	H

Pk - Peak detector

VERTICAL RESULT

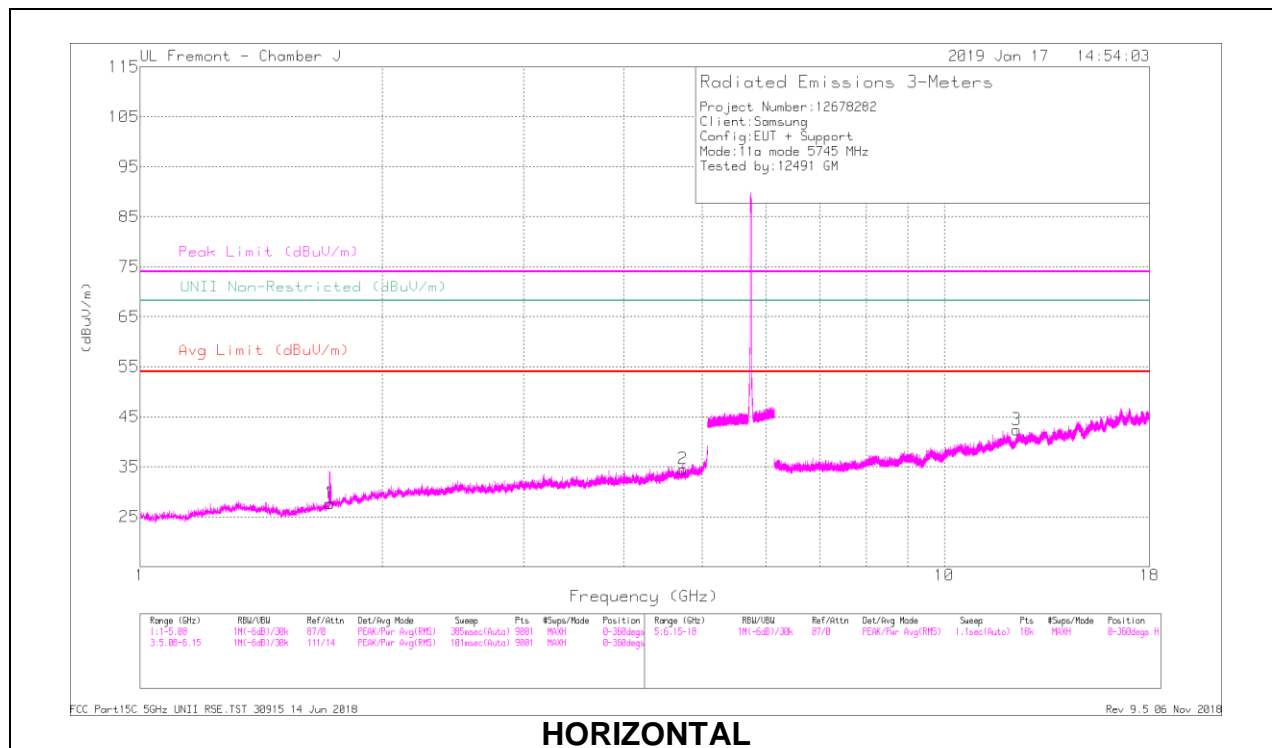


Marker	Frequency (GHz)	Meter Reading (dBm)	Det	AF T344 (dB/m)	Amp/Cb/Filtr /Pad (dB)	Conversion Factor (dB)	Corrected Reading EIRP	Peak Limit (dBm)	PK Margin (dB)	Azimuth (Degs)	Height (cm)	Polarity
1	5.85	-42.16	Pk	35	-18.9	11.8	-14.26	26.95	-41.21	284	104	V
2	5.938	-67.85	Pk	35.1	-18.7	11.8	-39.65	-27	-12.65	284	104	V

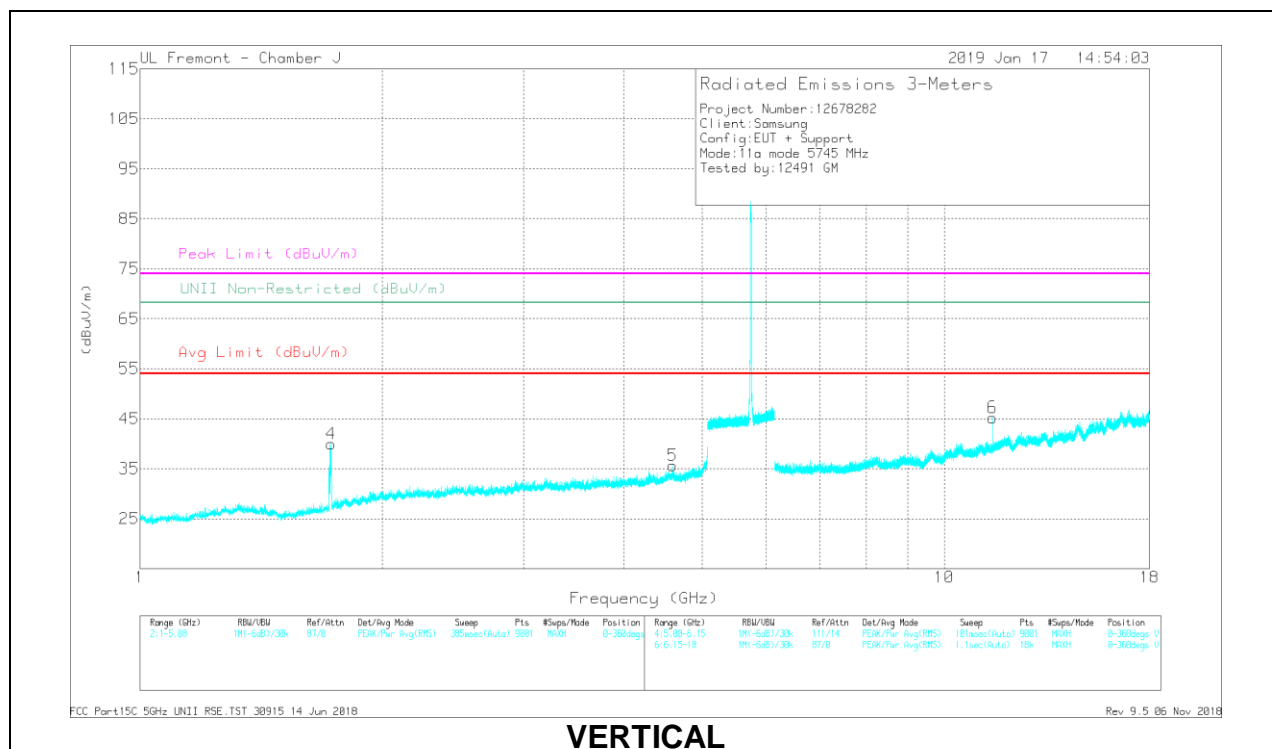
Pk - Peak detector

HARMONICS AND SPURIOUS EMISSIONS

LOW CHANNEL RESULTS



HORIZONTAL



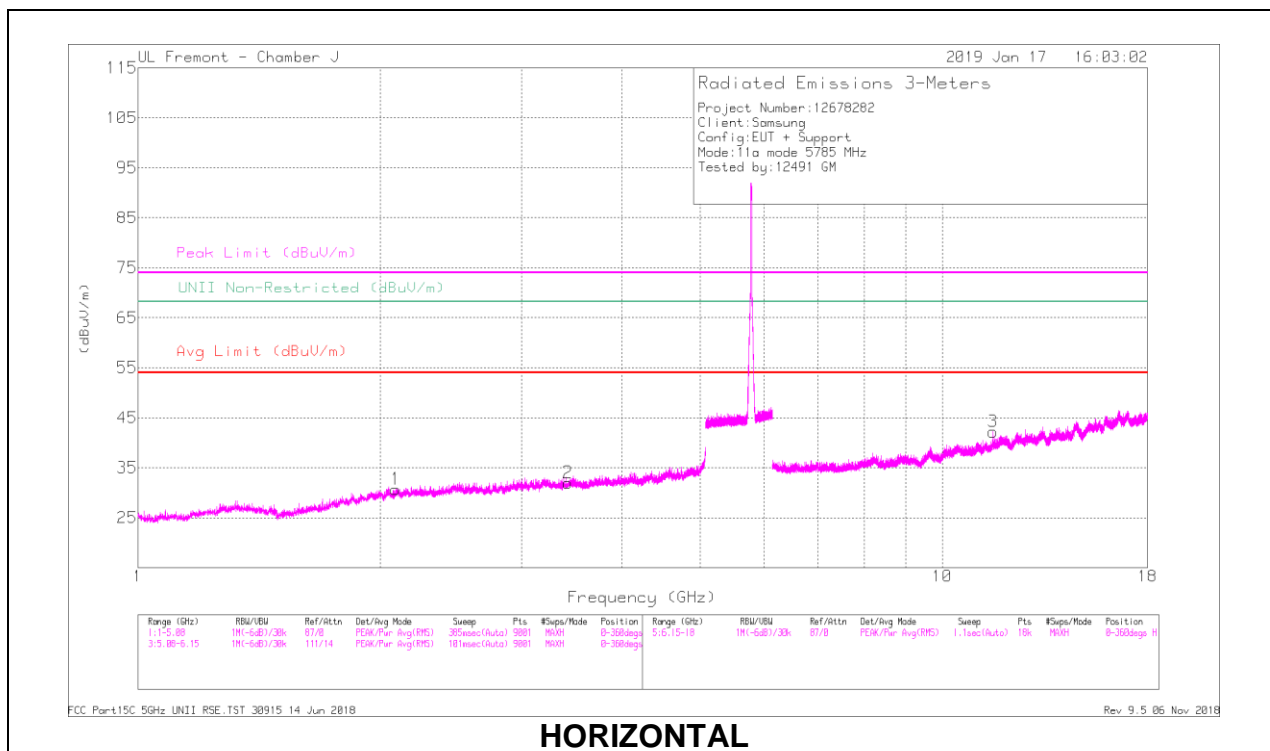
VERTICAL

RADIATED EMISSIONS

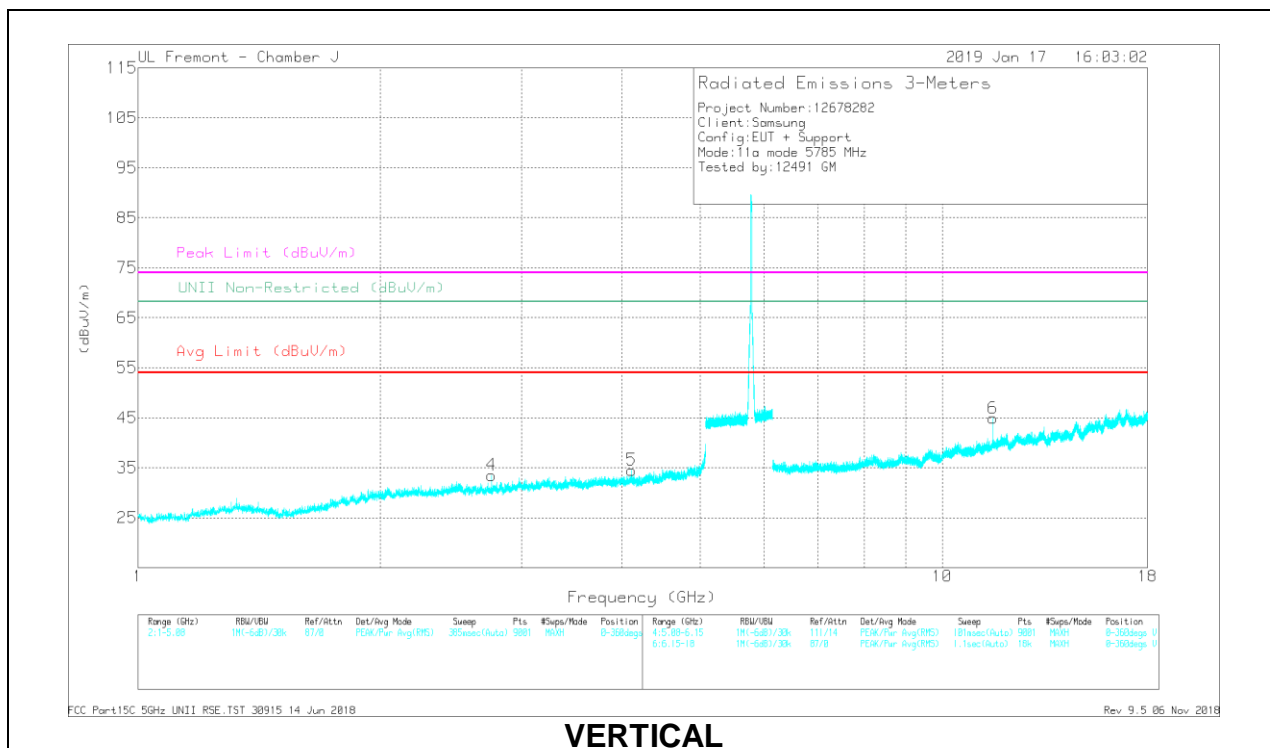
Frequency (GHz)	Meter Reading (dBuV)	Det	AF AT0067 (dBm)	Amp/Gain/Filter/Pad (dB)	DC Corr (dB)	Corrected Reading (dBuV/m)	Avg Limit (dBuV/m)	Margin (dB)	Peak Limit (dBuV/m)	PK Margin (dB)	UNII Non-Restricted (dBuV/m)	PK Margin (dB)	Azimuth (Degs)	Height (cm)	Polarity
* 1.72	41.32	PK-U	29.4	-35.8	0	34.92	-	-	74	-39.08	-	-	249	273	H
* 1.721	32.32	ADR	29.4	-35.8	.27	26.19	54	-27.81	-	-	-	-	249	273	H
* 4.734	38.68	PK-U	34	-30.9	0	41.78	-	-	74	-32.22	-	-	88	390	H
* 4.735	28.32	ADR	34	-30.9	.27	31.69	54	-22.31	-	-	-	-	88	390	H
1.728	41.14	PK-U	29.5	-35.8	0	34.84	-	-	-	-	68.2	-33.36	146	286	V
1.73	32.4	ADR	29.6	-35.8	.27	26.47	-	-	-	-	-	-	146	286	V
* 4.596	37.57	PK-U	34.2	-30.8	0	40.97	-	-	74	-33.03	-	-	160	199	V
* 4.598	28.65	ADR	34.2	-30.8	.27	32.32	54	-21.68	-	-	-	-	160	199	V
* 12.3	31.88	PK-U	38.8	-22.8	0	47.88	-	-	74	-26.14	-	-	275	144	H
* 12.299	22.55	ADR	38.8	-22.8	.27	38.82	54	-15.18	-	-	-	-	275	144	H
* 11.49	34.14	PK-U	38.2	-23.6	0	48.74	-	-	74	-25.26	-	-	90	140	V
* 11.49	27.37	ADR	38.2	-23.6	.27	42.24	54	-11.76	-	-	-	-	90	140	V

* - indicates frequency in CFR47 Pt 15 / IC RSS-Restricted Band
 PK-U - U-NII: Maximum Peak
 ADR - U-NII AD primary method, RMS average

MID CHANNEL RESULTS



HORIZONTAL



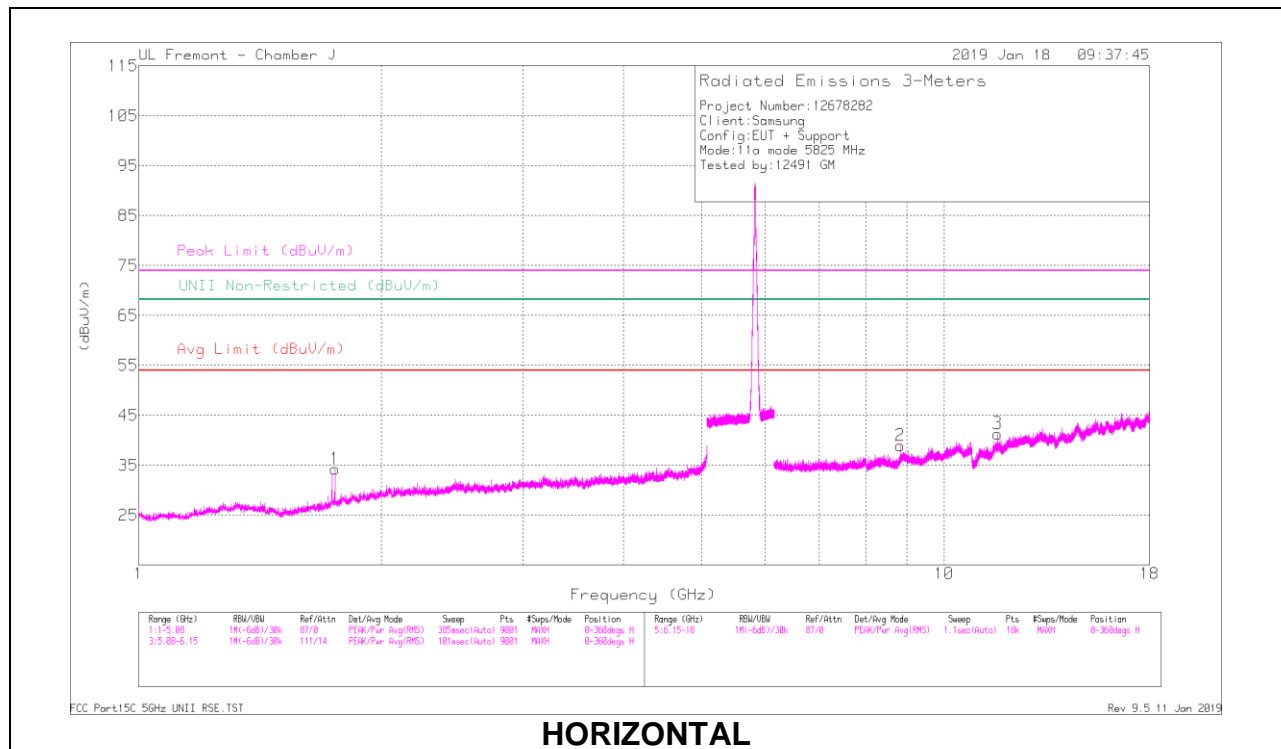
VERTICAL

RADIATED EMISSIONS

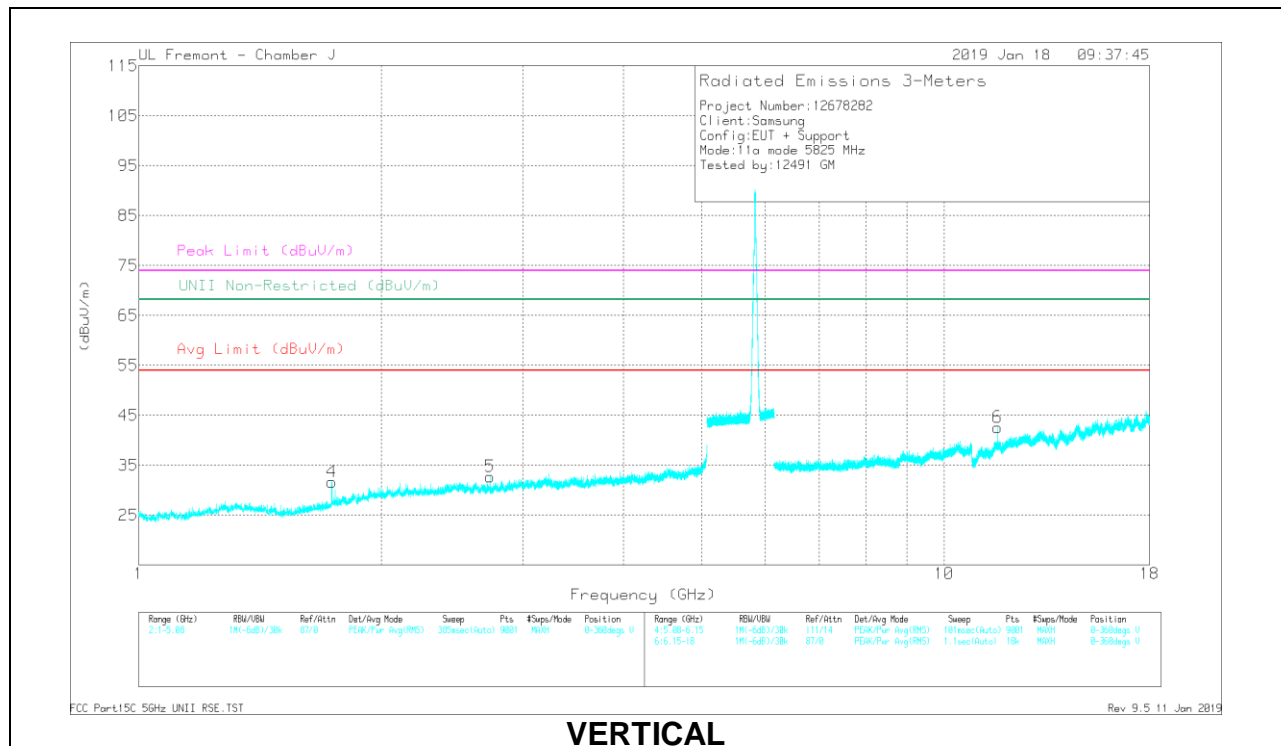
Frequency (GHz)	Measr Reading (dBuV)	Det	AF AT0067 (dBm)	AmpCoef/PwrPad (dB)	DC Corr (dB)	Corrected Reading (dBuV/m)	Avg Limit (dBuV/m)	Margin (dB)	Peak Limit (dBuV/m)	PK Margin (dB)	UNII Non-Restricted (dBuV/m)	PK Margin (dB)	Azimuth (Degs)	Height (cm)	Polarity
2.091	41.3	PK-U	31.8	-35.4	0	37.7	-	-	-	-	68.2	-30.5	265	167	H
2.099	32.12	ADR	31.8	-35.4	.27	28.79	-	-	-	-	-	-	265	167	H
3.424	40.38	PK-U	32.7	-34.1	0	38.98	-	-	-	-	68.2	-29.22	124	120	H
3.423	31.08	ADR	32.7	-34.1	.27	29.95	-	-	-	-	-	-	124	120	H
* 2.752	40.94	PK-U	32.2	-35.2	0	37.94	-	-	74	-36.06	-	-	76	217	V
* 2.753	31.93	ADR	32.2	-35.2	.27	29.2	54	-24.8	-	-	-	-	76	217	V
* 4.108	40.25	PK-U	33.6	-32.1	0	41.75	-	-	74	-32.25	-	-	55	331	V
* 4.109	29.3	ADR	33.6	-32.1	.27	31.07	54	-22.93	-	-	-	-	55	331	V
* 11.57	32.73	PK-U	38.3	-23.6	0	47.43	-	-	74	-26.57	-	-	87	130	H
* 11.57	23.39	ADR	38.3	-23.6	.27	38.36	54	-15.64	-	-	-	-	87	130	H
* 11.57	35.06	PK-U	38.3	-23.6	0	49.76	-	-	74	-24.24	-	-	257	106	V
* 11.57	28.97	ADR	38.3	-23.6	.27	43.94	54	-10.06	-	-	-	-	257	106	V

* - indicates frequency in CFR47 Pt 15 / IC RSS-Restricted Band
 PK-U - U-NII: Maximum Peak
 ADR - U-NII AD primary method, RMS average

HIGH CHANNEL RESULTS



HORIZONTAL



VERTICAL

RADIATED EMISSIONS

Frequency (GHz)	Measr Reading (dBuV)	Det	AF AT0067 (dBm)	AmpCoef/Filter/Pad (dB)	DC Corr (dB)	Corrected Reading (dBuV/m)	Avg Limit (dBuV/m)	Margin (dB)	Peak Limit (dBuV/m)	PK Margin (dB)	UNII Non-Restricted (dBuV/m)	PK Margin (dB)	Azimuth (Degs)	Height (cm)	Polarity
1.753	41.14	PK-U	29.9	-35.7	0	35.34	-	-	-	-	68.2	-32.86	209	143	H
1.752	31.74	ADR	29.9	-35.8	.27	26.11	-	-	-	-	-	-	209	143	H
1.736	41.65	PK-U	29.7	-35.8	0	35.55	-	-	-	-	68.2	-32.65	115	357	V
1.736	32.26	ADR	29.7	-35.7	.27	26.53	-	-	-	-	-	-	115	357	V
* 2.73	40.93	PK-U	32.2	-35.2	0	37.93	-	-	74	-36.07	-	-	290	143	V
* 2.73	31.55	ADR	32.2	-35.2	.27	26.82	54	-25.18	-	-	-	-	290	143	V
8.821	33.23	PK-U	35.9	-25.6	0	43.53	-	-	-	-	68.2	-24.67	5	271	H
8.822	24.09	ADR	35.9	-25.6	.27	34.66	-	-	-	-	-	-	5	271	H
* 11.65	33.04	PK-U	38.4	-23.2	0	48.24	-	-	74	-25.76	-	-	326	143	H
* 11.65	24.42	ADR	38.4	-23.2	.27	39.89	54	-14.11	-	-	-	-	326	143	H
* 11.65	34.76	PK-U	38.4	-23.2	0	49.96	-	-	74	-24.04	-	-	298	117	V
* 11.65	27.73	ADR	38.4	-23.2	.27	43.2	54	-10.8	-	-	-	-	298	117	V

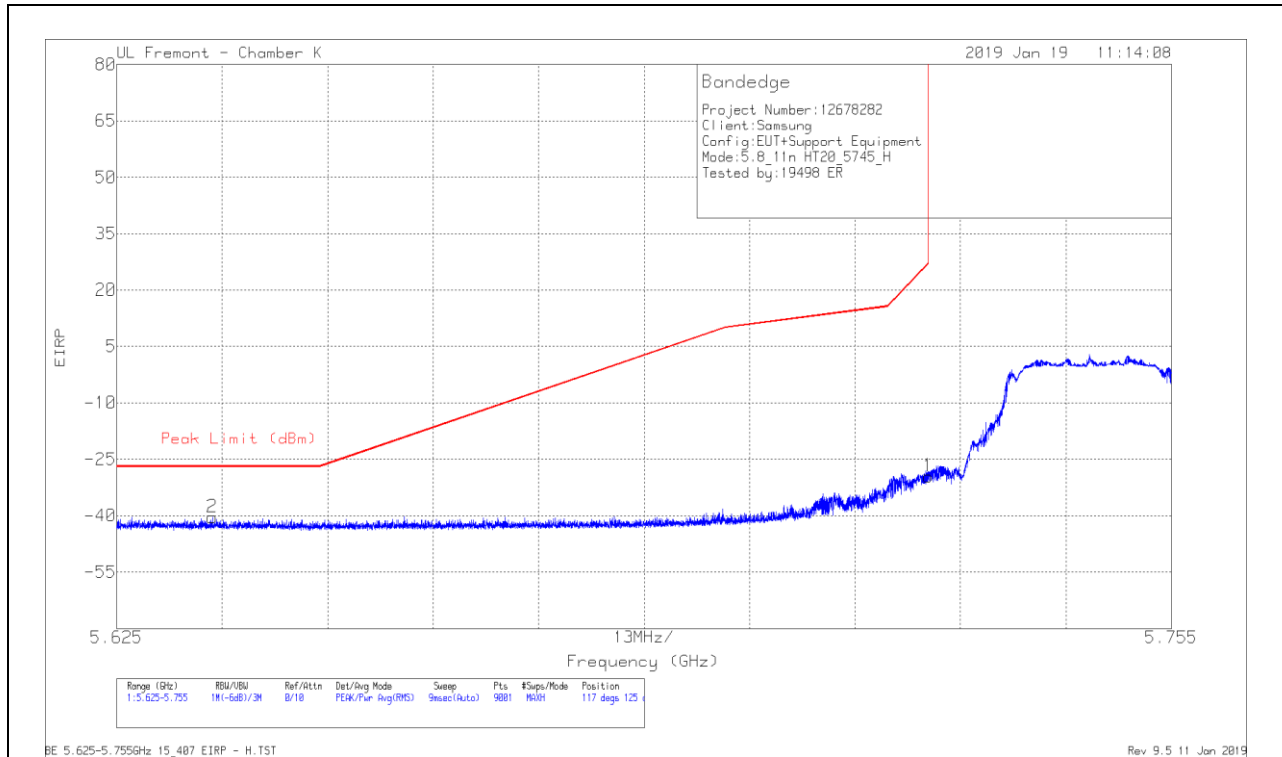
* - indicates frequency in CFR47 Pt 15 / IC RSS-Restricted Band
 PK-U - U-NII: Maximum Peak
 ADR - U-NII AD primary method, RMS average

10.1.14. TX ABOVE 1 GHz 802.11n HT20 MODE IN THE 5.8 GHz BAND

1TX Antenna 1 MODE

BANDEDGE (LOW CHANNEL)

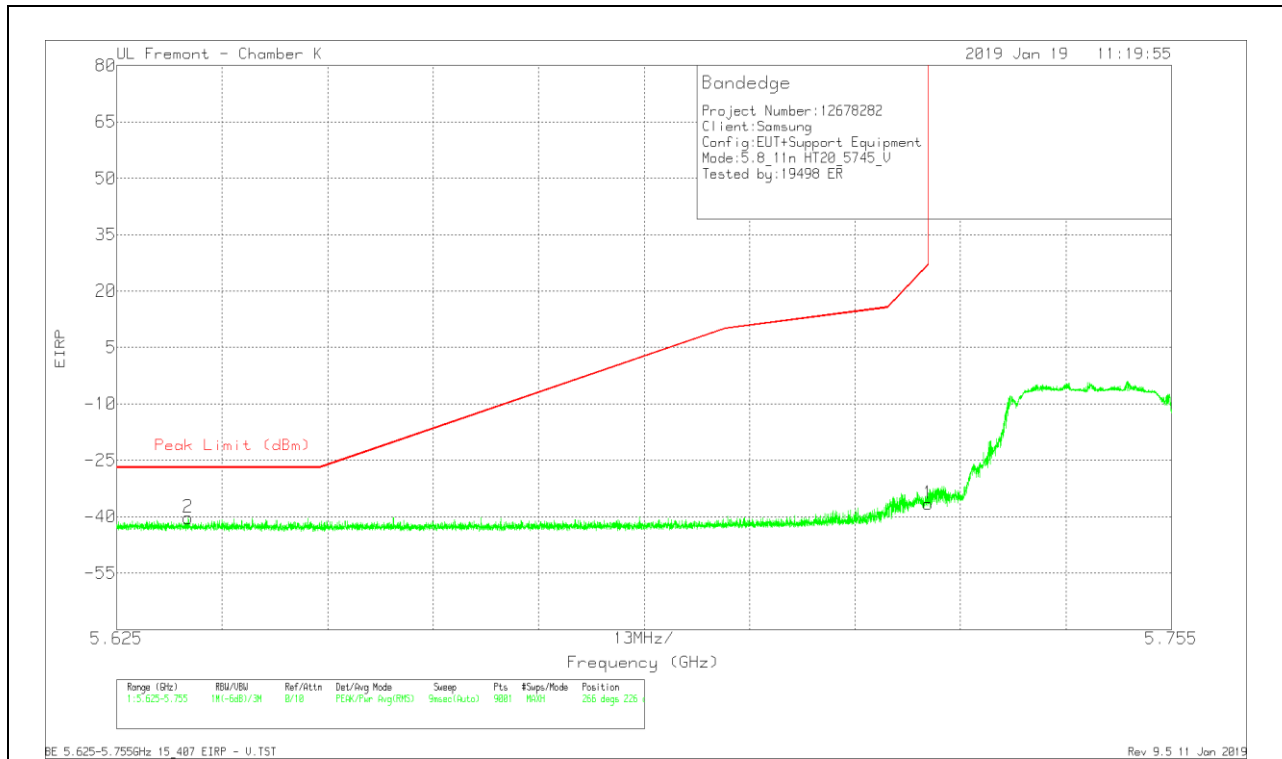
HORIZONTAL RESULT



Marker	Frequency (GHz)	Meter Reading (dBm)	Det	AFT344 (dB/m)	Amp/Cb/Filtr /Pad (dB)	Conversion Factor (dB)	Corrected Reading EIRP	Peak Limit (dBm)	PK Margin (dB)	Azimuth (Degs)	Height (cm)	Polarity
1	5.725	-57.27	Pk	34.9	-19	11.8	-29.57	26.99	-56.56	117	125	H
2	5.637	-67.28	Pk	34.6	-19.5	11.8	-40.38	-27	-13.38	117	125	H

Pk - Peak detector

VERTICAL RESULT

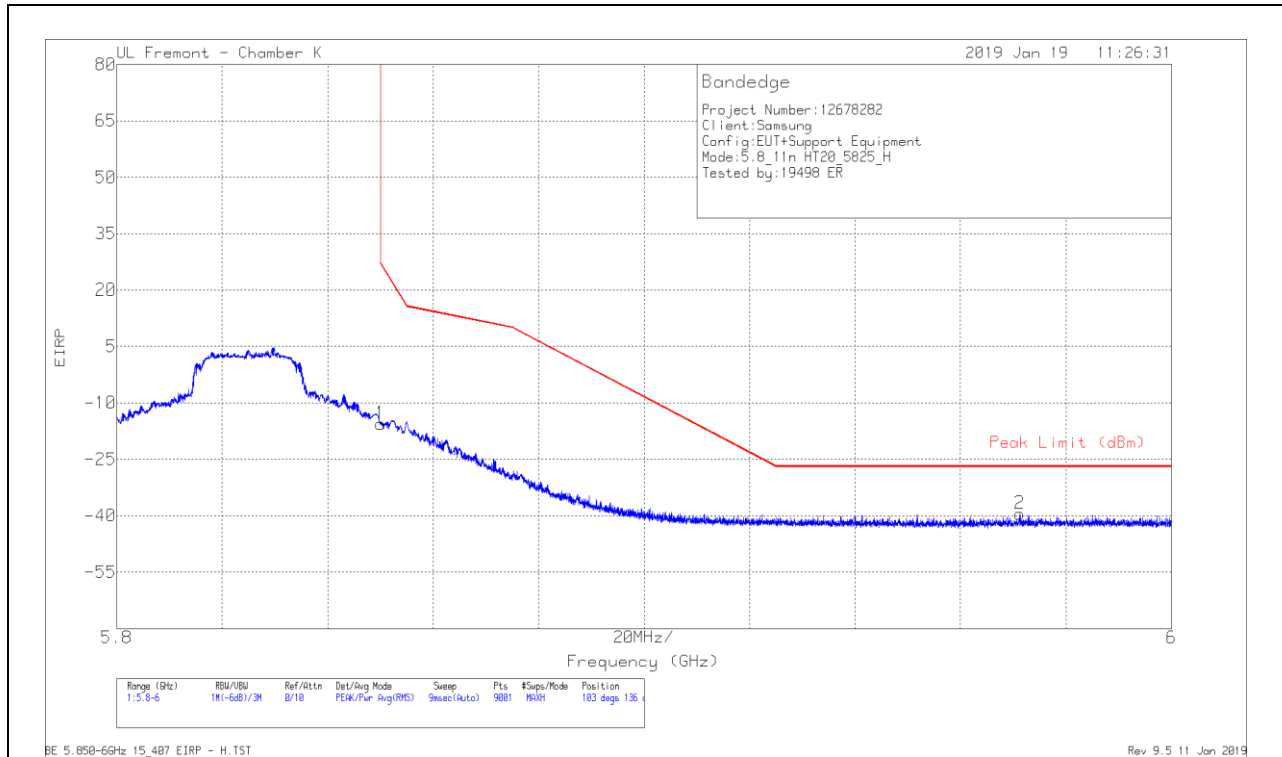


Marker	Frequency (GHz)	Meter Reading (dBm)	Det	AF T344 (dB/m)	Amp/Cb/Filtr /Pad (dB)	Conversion Factor (dB)	Corrected Reading EIRP	Peak Limit (dBm)	PK Margin (dB)	Azimuth (Degs)	Height (cm)	Polarity
1	5.725	-64.21	Pk	34.9	-19	11.8	-36.51	26.99	-63.5	266	226	V
2	5.634	-67.23	Pk	34.6	-19.5	11.8	-40.33	-27	-13.33	266	226	V

Pk - Peak detector

BANDEDGE (HIGH CHANNEL)

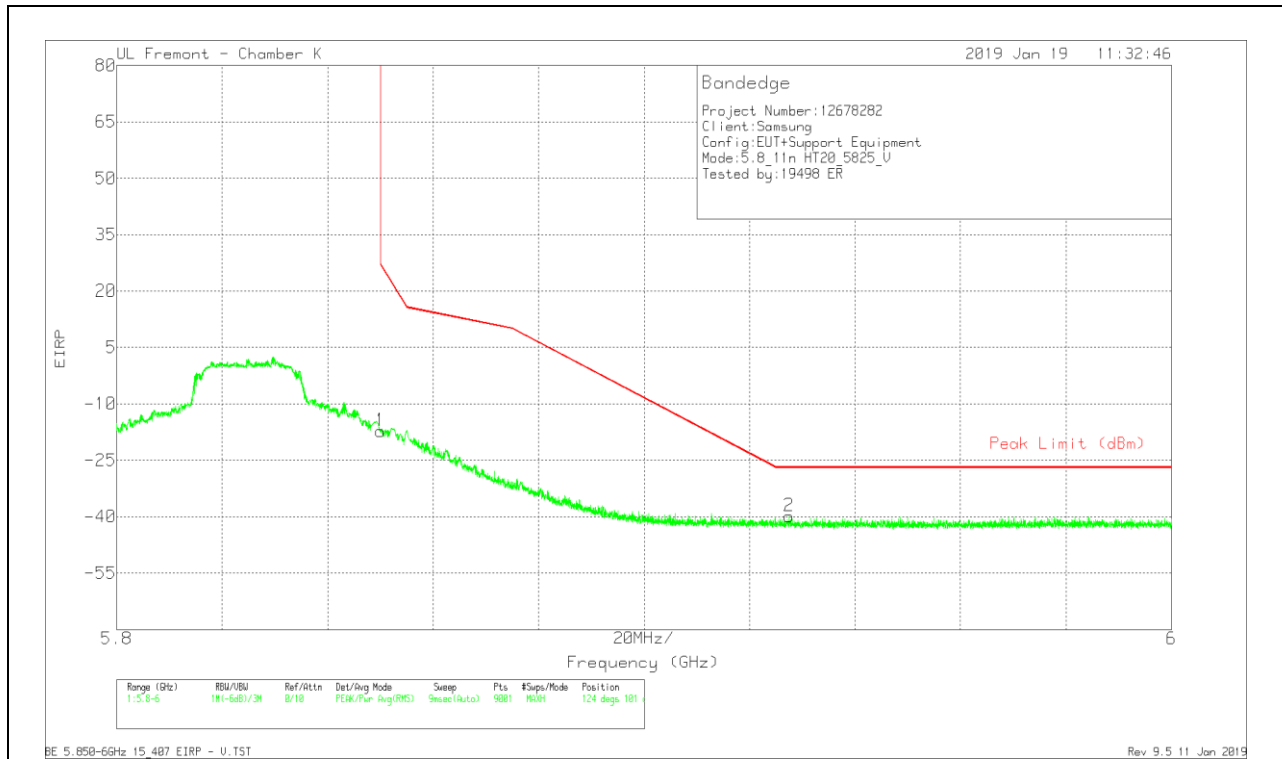
HORIZONTAL RESULT



Marker	Frequency (GHz)	Meter Reading (dBm)	Det	AF T344 (dB/m)	Amp/Cb/Fitr /Pad (dB)	Conversion Factor (dB)	Corrected Reading EIRP	Peak Limit (dBm)	PK Margin (dB)	Azimuth (Degs)	Height (cm)	Polarity
1	5.85	-43.43	Pk	35	-18.9	11.8	-15.53	26.95	-42.48	103	136	H
2	5.971	-67.84	Pk	35.1	-18.6	11.8	-39.54	-27	-12.54	103	136	H

Pk - Peak detector

VERTICAL RESULT

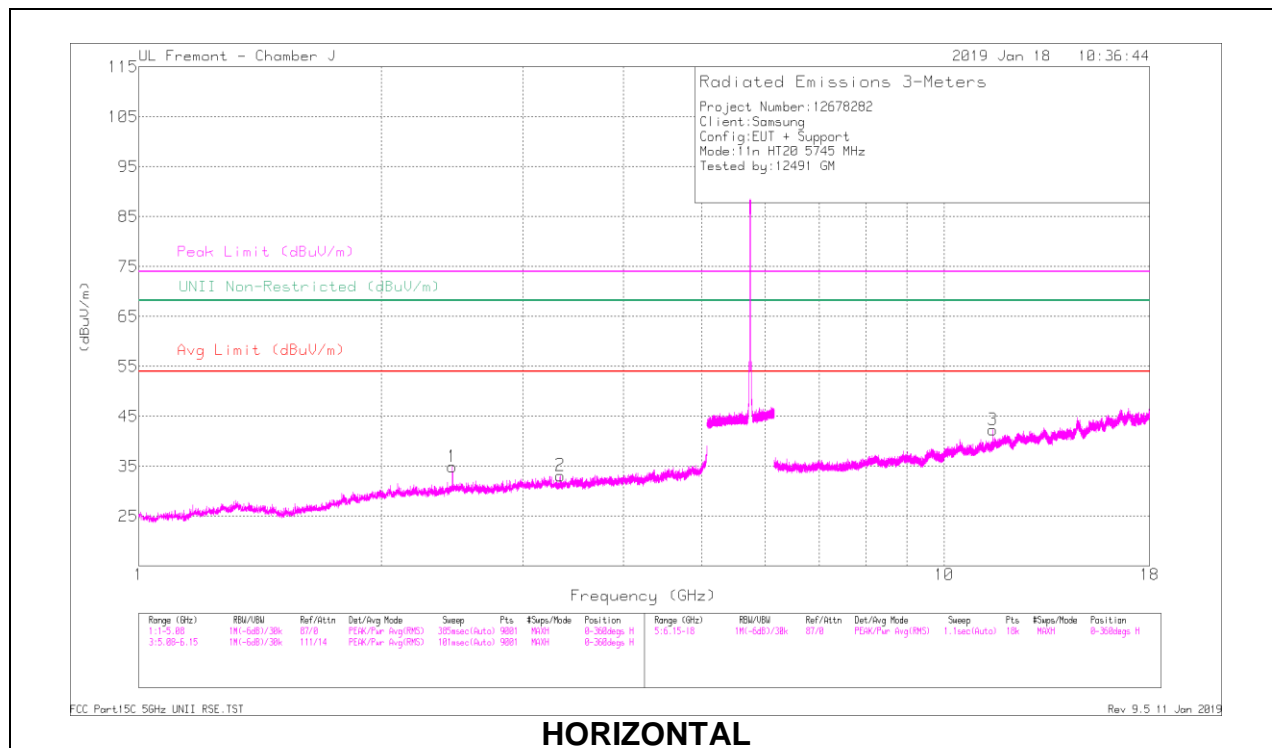


Marker	Frequency (GHz)	Meter Reading (dBm)	Det	AF T344 (dB/m)	Amp/Cb/Filtr /Pad (dB)	Conversion Factor (dB)	Corrected Reading EIRP	Peak Limit (dBm)	PK Margin (dB)	Azimuth (Degs)	Height (cm)	Polarity
1	5.85	-45.19	Pk	35	-18.9	11.8	-17.29	26.95	-44.24	124	101	V
2	5.928	-68.03	Pk	35.1	-18.8	11.8	-39.93	-27	-12.93	124	101	V

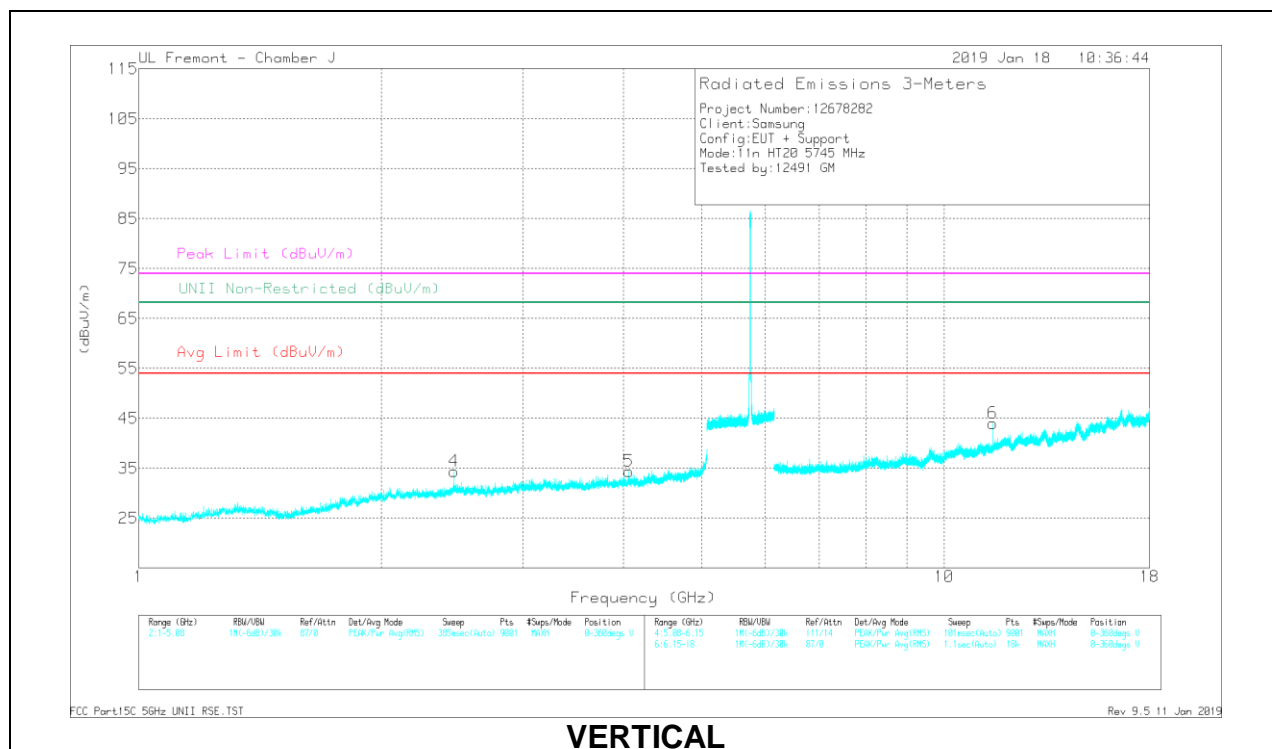
Pk - Peak detector

HARMONICS AND SPURIOUS EMISSIONS

LOW CHANNEL RESULTS



HORIZONTAL



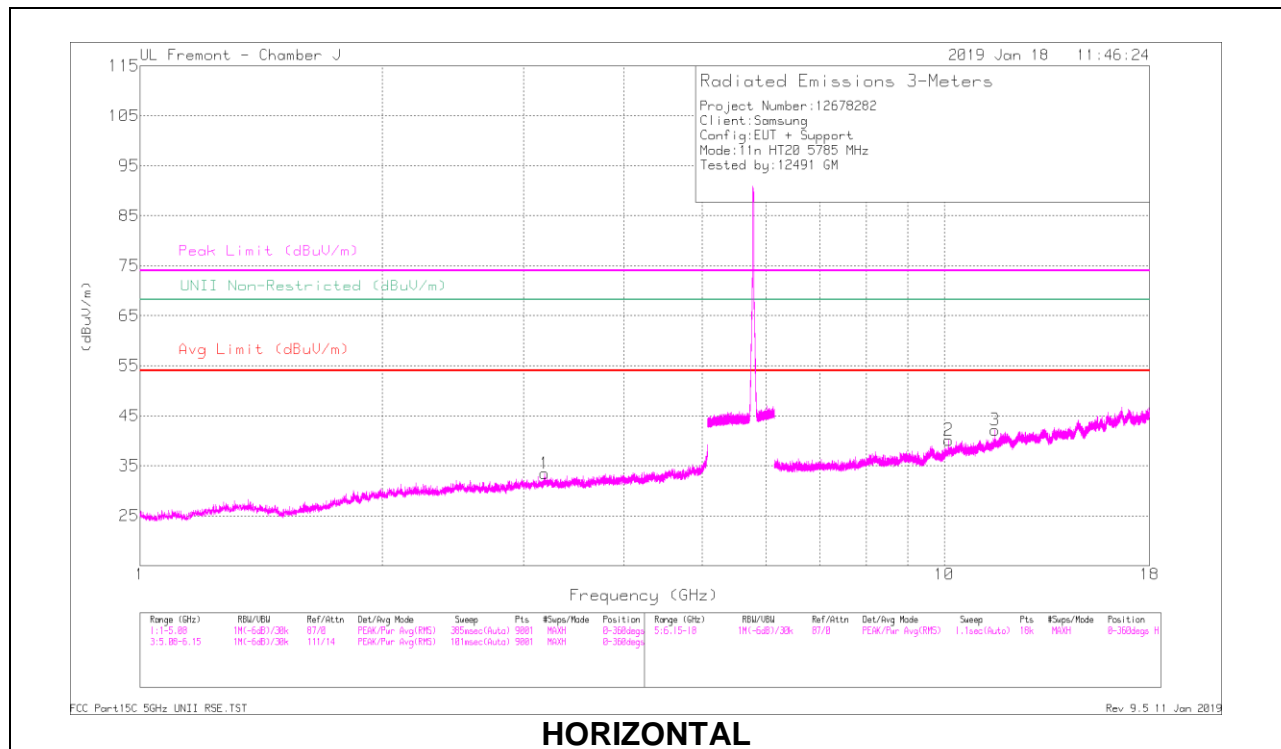
VERTICAL

RADIATED EMISSIONS

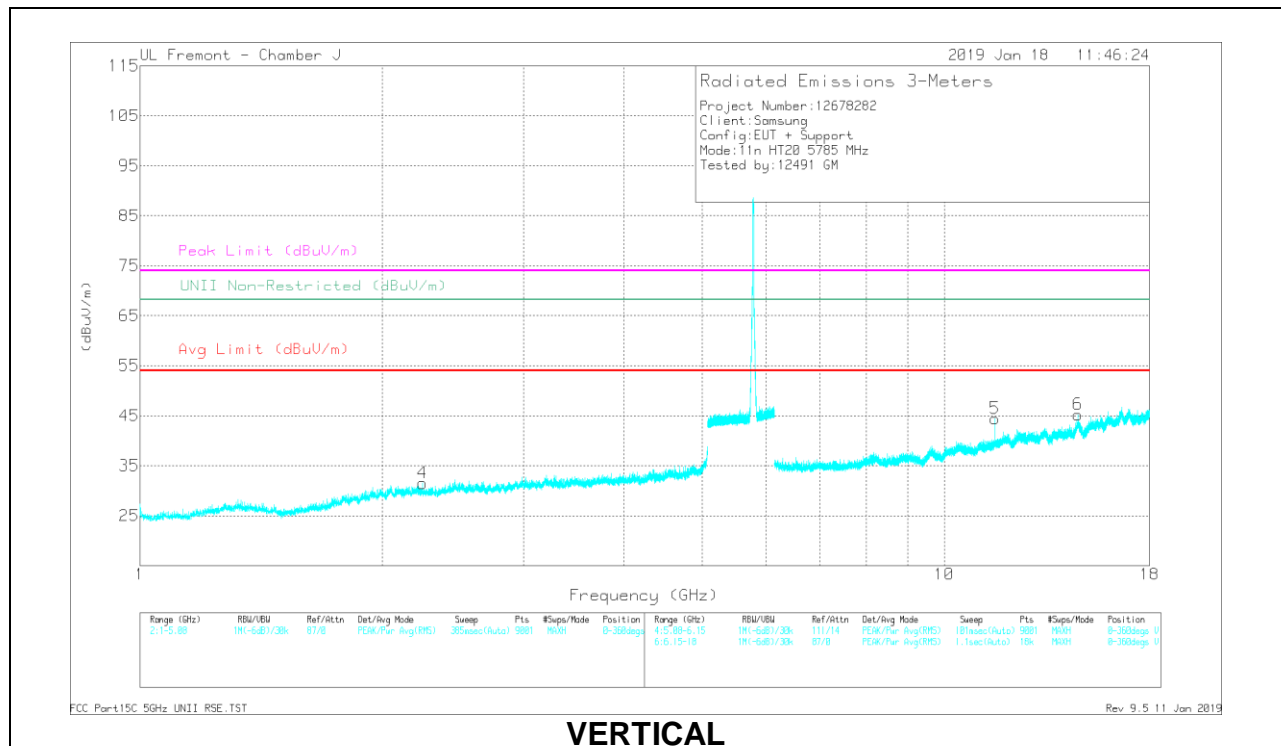
Frequency (GHz)	Measr Reading (dBuV)	Det	AF AT0067 (dBm)	AmpCoef/PwrPad (dB)	DC Corr (dB)	Corrected Reading (dBuV/m)	Avg Limit (dBuV/m)	Margin (dB)	Peak Limit (dBuV/m)	PK Margin (dB)	UNII Non-Restricted (dBuV/m)	PK Margin (dB)	Azimuth (Degs)	Height (cm)	Polarity
2.453	40.91	PK-U	32.4	-35.5	0	37.81	-	-	-	-	68.2	-30.39	60	168	H
2.454	32.08	ADR	32.4	-35.5	.28	29.26	-	-	-	-	-	-	60	168	H
* 3.336	40.84	PK-U	33	-34.1	0	39.74	-	-	74	-34.26	-	-	326	145	H
* 3.335	31.18	ADR	33	-34.1	.28	30.36	54	-23.64	-	-	-	-	326	145	H
2.463	41.94	PK-U	32.5	-35.5	0	38.94	-	-	-	-	68.2	-29.26	198	123	V
2.462	31.82	ADR	32.5	-35.5	.28	29.1	-	-	-	-	-	-	198	123	V
* 4.061	38.79	PK-U	33.5	-32.3	0	39.99	-	-	74	-34.01	-	-	301	116	V
* 4.062	29.73	ADR	33.5	-32.3	.28	31.21	54	-22.79	-	-	-	-	301	116	V
* 11.49	33.48	PK-U	38.2	-23.6	0	48.08	-	-	74	-25.92	-	-	293	123	H
* 11.49	26.5	ADR	38.2	-23.6	.28	41.39	54	-12.62	-	-	-	-	293	123	H
* 11.49	34.85	PK-U	38.2	-23.6	0	49.45	-	-	74	-24.55	-	-	294	104	V
* 11.49	28.63	ADR	38.2	-23.6	.28	43.51	54	-10.49	-	-	-	-	294	104	V

* - indicates frequency in CFR47 Pt 15 / IC RSS-Restricted Band
 PK-U - U-NII: Maximum Peak
 ADR - U-NII AD primary method, RMS average

MID CHANNEL RESULTS



HORIZONTAL



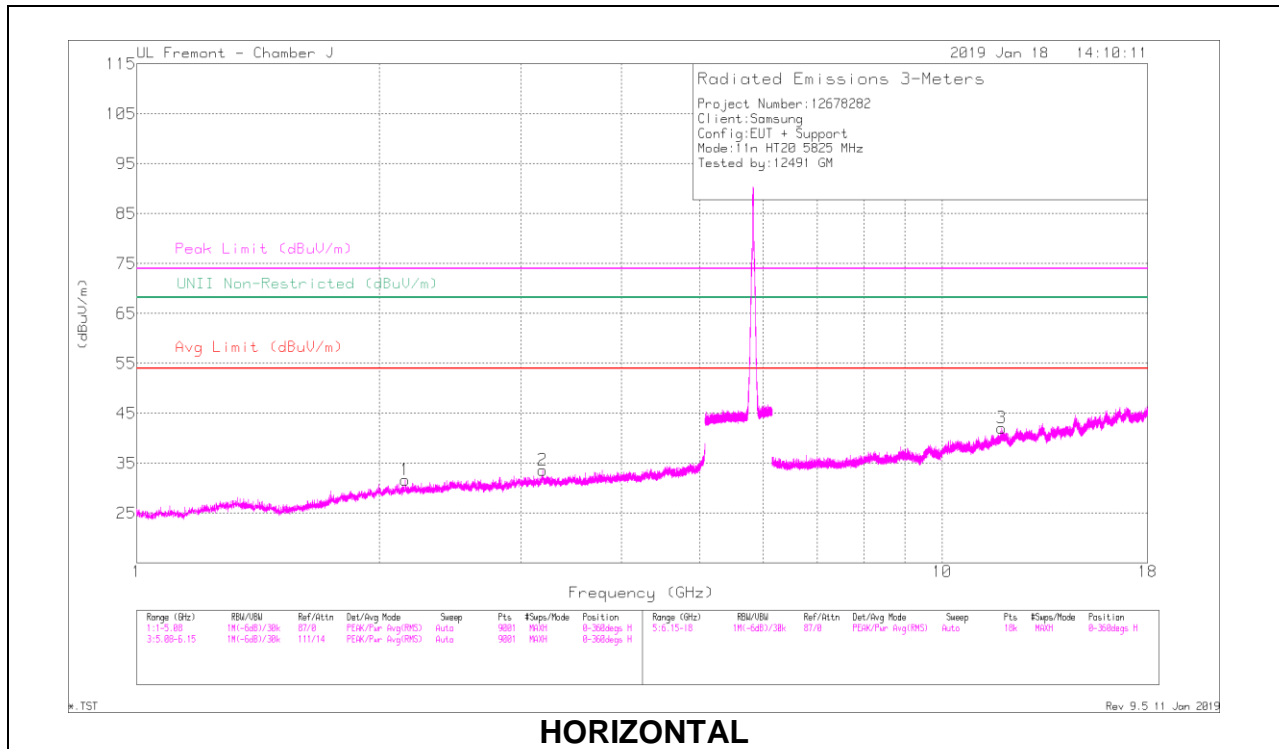
VERTICAL

RADIATED EMISSIONS

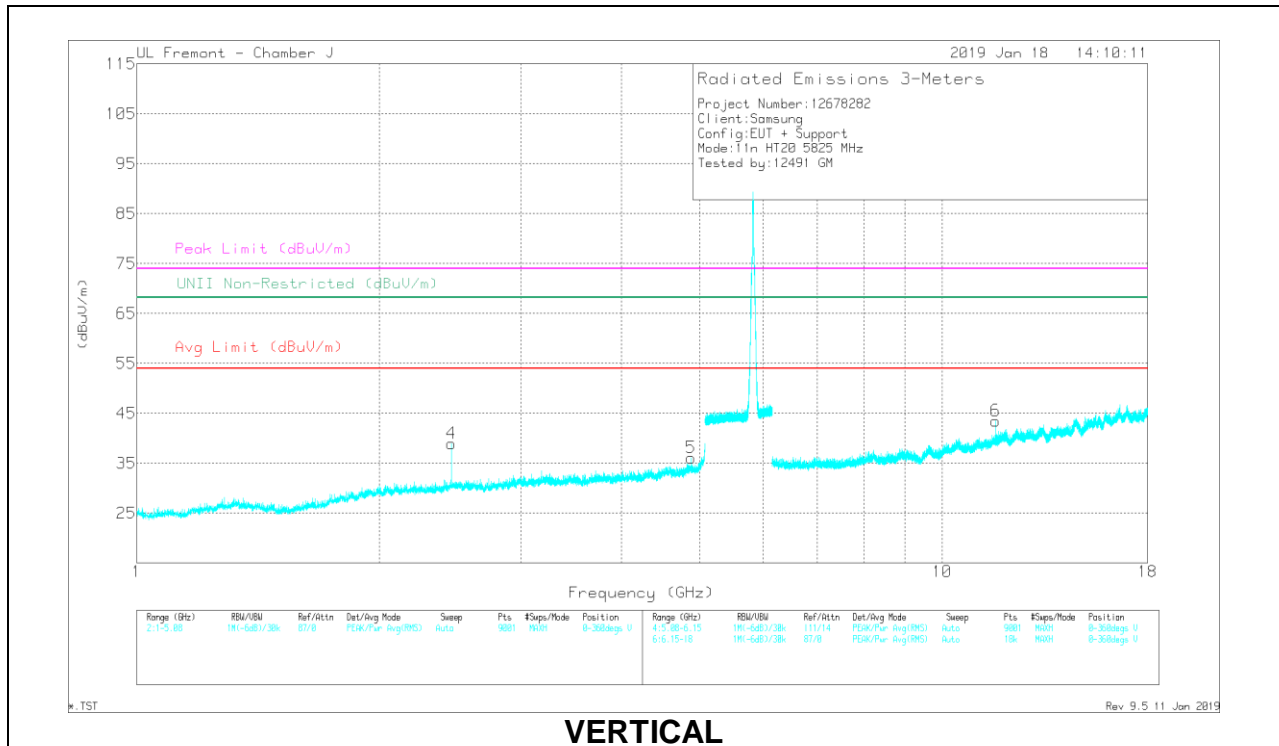
Frequency (GHz)	Measr Reading (dBuV)	Det	AF AT0067 (dBm)	AmpCoef/PwrPad (dB)	DC Corr (dB)	Corrected Reading (dBuV/m)	Avg Limit (dBuV/m)	Margin (dB)	Peak Limit (dBuV/m)	PK Margin (dB)	UNII Non-Restricted (dBuV/m)	PK Margin (dB)	Azimuth (Degs)	Height (cm)	Polarity
3.187	42.37	PK-U	33.2	-34.6	0	40.97	-	-	-	-	68.2	-27.23	99	327	H
3.188	31.49	ADR	33.2	-34.6	.28	30.37	-	-	-	-	-	-	99	327	H
* 2.246	40.69	PK-U	31.9	-35.6	0	36.99	-	-	74	-37.01	-	-	192	290	V
* 2.246	32.44	ADR	31.9	-35.6	.28	29.02	54	-24.98	-	-	-	-	192	290	V
10.125	32.48	PK-U	37.3	-24.3	0	45.48	-	-	-	-	68.2	-22.72	168	260	H
10.126	22.86	ADR	37.3	-24.3	.28	36.14	-	-	-	-	-	-	168	260	H
* 11.57	33.12	PK-U	38.3	-23.6	0	47.82	-	-	74	-26.18	-	-	311	115	H
* 11.57	25.85	ADR	38.3	-23.6	.28	40.83	54	-13.17	-	-	-	-	311	115	H
* 11.57	34.9	PK-U	38.3	-23.6	0	48.6	-	-	74	-24.4	-	-	128	140	V
* 11.57	28.52	ADR	38.3	-23.6	.28	43.5	54	-10.5	-	-	-	-	128	140	V
14.662	32.35	PK-U	39.5	-20.3	0	51.55	-	-	-	-	68.2	-16.65	261	147	V
14.665	22.08	ADR	39.5	-20.3	.28	41.56	-	-	-	-	-	-	261	147	V

* - indicates frequency in CFR47 Pt 15 / IC RSS-Restricted Band
 PK-U - U-NII: Maximum Peak
 ADR - U-NII AD primary method, RMS average

HIGH CHANNEL RESULTS



HORIZONTAL



VERTICAL

RADIATED EMISSIONS

Frequency (GHz)	Meas Reading (dBuV)	Det	AF AT0067 (dBm)	Amp/Coef/Trn/Pad (dB)	DC Corr (dB)	Corrected Reading (dBuV/m)	Avg Limit (dBuV/m)	Margin (dB)	Peak Limit (dBuV/m)	PK Margin (dB)	UNII Non-Restricted (dBuV/m)	PK Margin (dB)	Azimuth (Degs)	Height (cm)	Polarity
3.192	40.9	PK-U	33.2	-34.6	0	39.5	-	-	-	-	68.2	-28.7	309	164	H
3.191	31.24	ADR	33.2	-34.6	.28	30.12	-	-	-	-	-	-	309	164	H
2.155	41.71	PK-U	31.8	-35.5	0	38.01	-	-	-	-	68.2	-30.19	139	197	H
2.154	31.87	ADR	31.8	-35.5	.28	28.45	-	-	-	-	-	-	139	197	H
2.459	41.78	PK-U	32.5	-35.5	0	38.78	-	-	-	-	68.2	-29.42	181	319	V
2.46	32.06	ADR	32.5	-35.5	.28	29.34	-	-	-	-	-	-	181	319	V
* 4.88	37.8	PK-U	34	-30.1	0	41.7	-	-	74	-32.3	-	-	261	112	V
* 4.877	28.35	ADR	34	-30.1	.28	32.53	54	-21.47	-	-	-	-	261	112	V
* 11.854	33.21	PK-U	38.6	-23.3	0	48.51	-	-	74	-25.49	-	-	145	355	H
* 11.851	22.94	ADR	38.6	-23.3	.28	38.52	54	-15.48	-	-	-	-	145	355	H
* 11.85	33.11	PK-U	38.4	-23.2	0	48.31	-	-	74	-25.69	-	-	34	130	V
* 11.65	25.75	ADR	38.4	-23.2	.28	41.23	54	-12.77	-	-	-	-	34	130	V

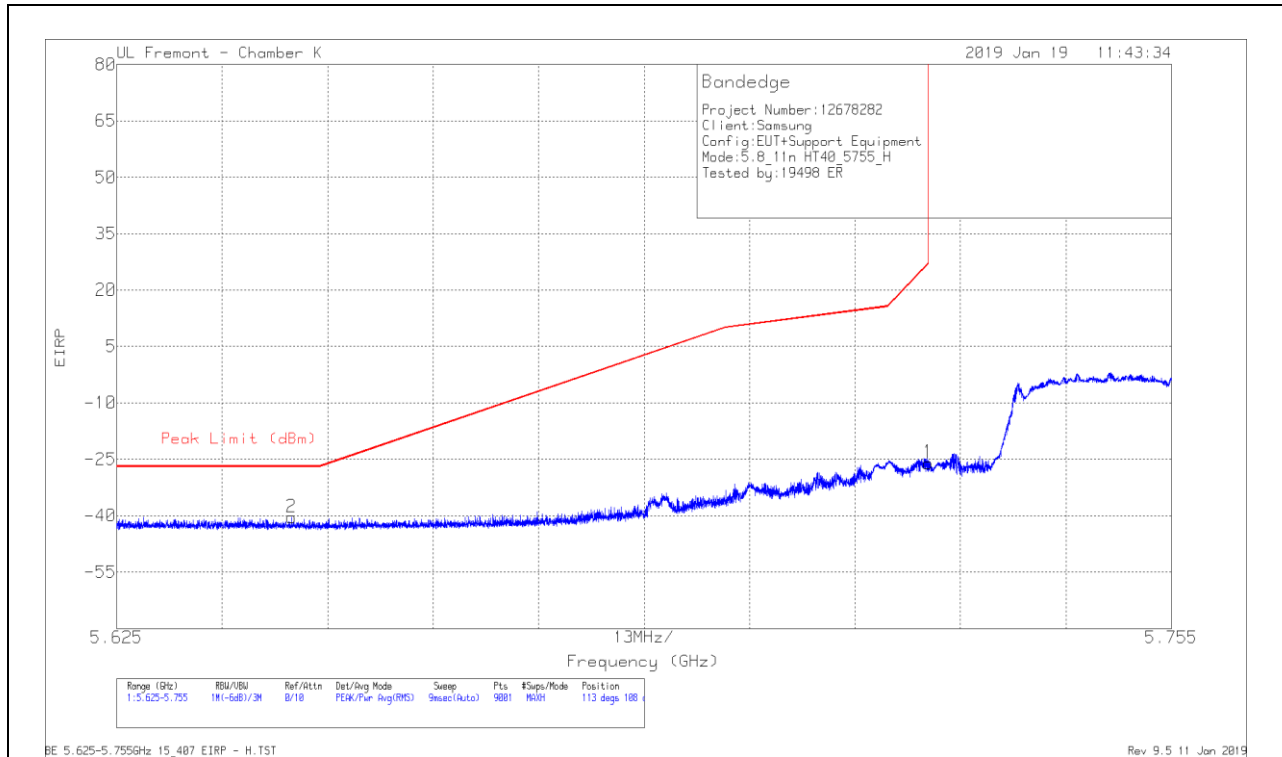
* - indicates frequency in CFR47 Pt 15 / IC RSS-Restricted Band
 PK-U - U-NII: Maximum Peak
 ADR - U-NII AD primary method, RMS average

10.1.15. TX ABOVE 1 GHz 802.11n HT40 MODE IN THE 5.8 GHz BAND

1TX Antenna 1 MODE

BANDEDGE (LOW CHANNEL)

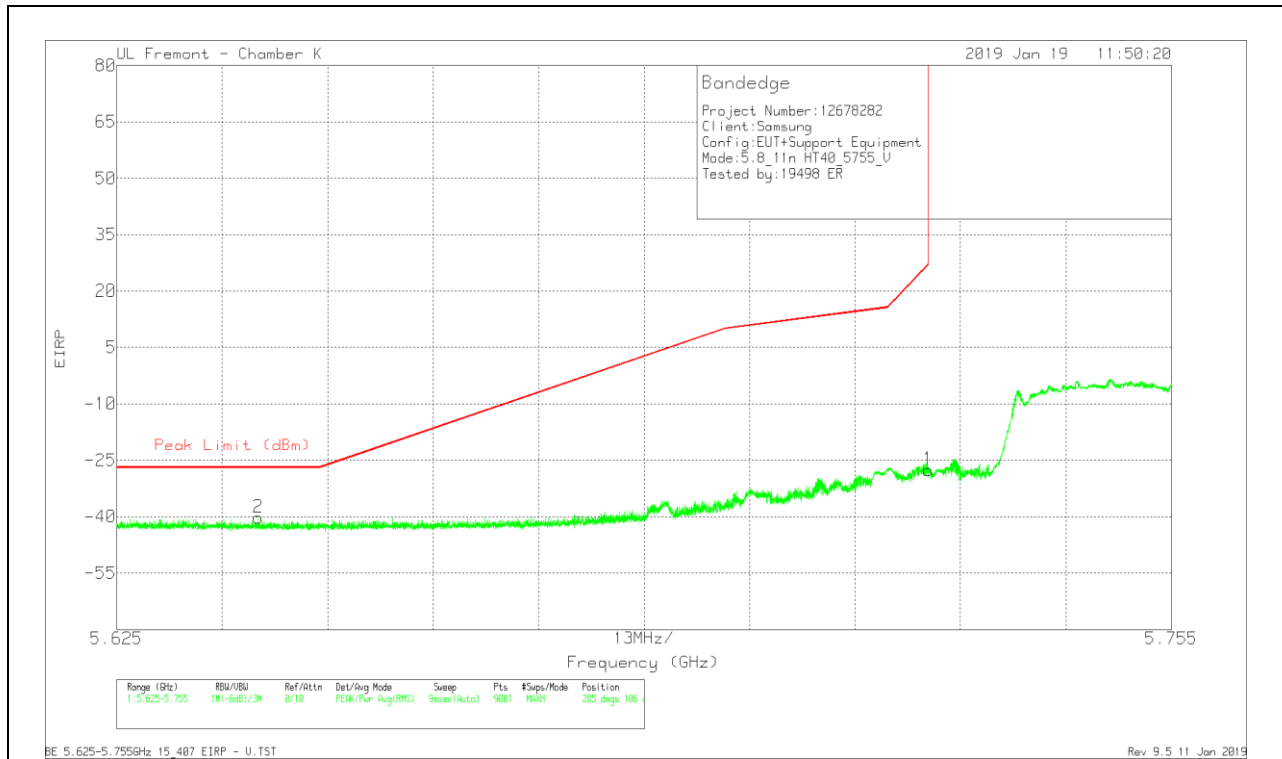
HORIZONTAL RESULT



Marker	Frequency (GHz)	Meter Reading (dBm)	Det	AFT344 (dB/m)	Amp/Cb/Filtr /Pad (dB)	Conversion Factor (dB)	Corrected Reading EIRP	Peak Limit (dBm)	PK Margin (dB)	Azimuth (Degs)	Height (cm)	Polarity
1	5.725	-53.67	Pk	34.9	-19	11.8	-25.97	26.99	-52.96	113	108	H
2	5.647	-67.42	Pk	34.6	-19.4	11.8	-40.42	-27	-13.42	113	108	H

Pk - Peak detector

VERTICAL RESULT

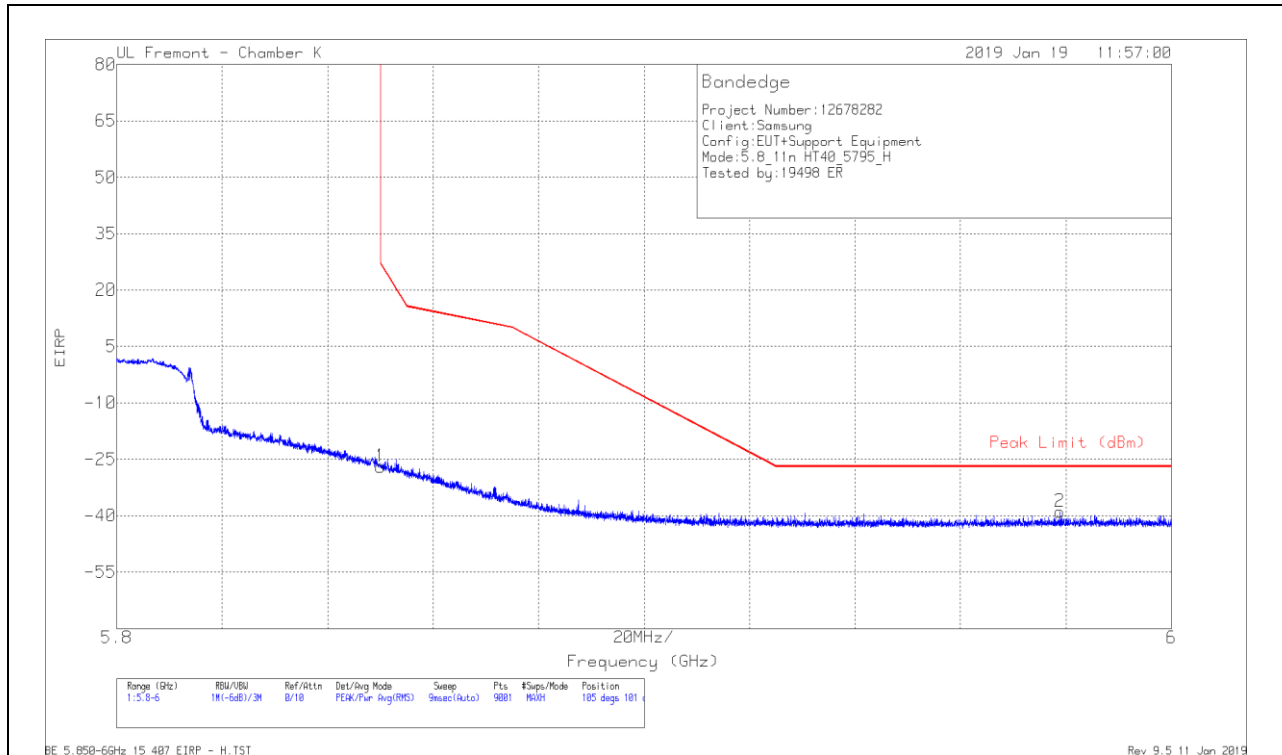


Marker	Frequency (GHz)	Meter Reading (dBm)	Det	AF T344 (dB/m)	Amp/Cb/Filtr /Pad (dB)	Conversion Factor (dB)	Corrected Reading EIRP	Peak Limit (dBm)	PK Margin (dB)	Azimuth (Degs)	Height (cm)	Polarity
1	5.725	-55.24	Pk	34.9	-19	11.8	-27.54	26.99	-54.53	285	106	V
2	5.642	-67.24	Pk	34.6	-19.4	11.8	-40.24	-27	-13.24	285	106	V

Pk - Peak detector

BANDEDGE (HIGH CHANNEL)

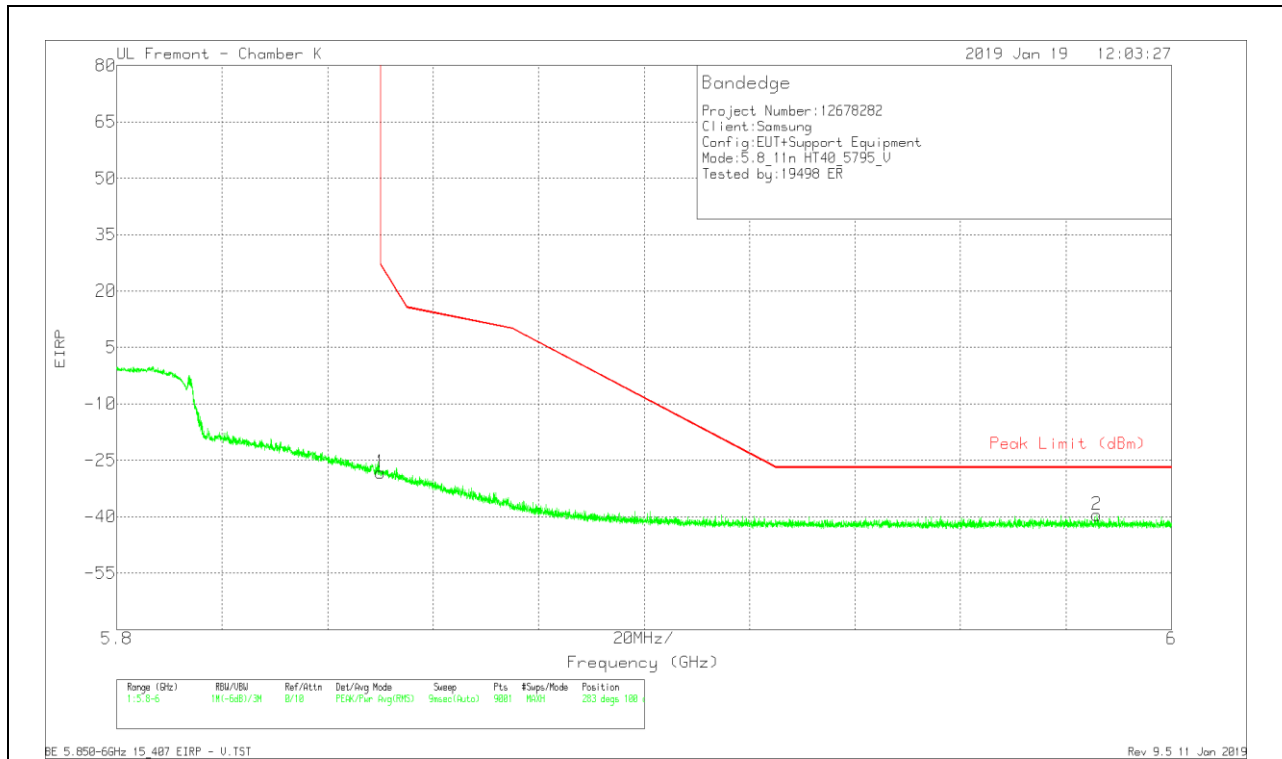
HORIZONTAL RESULT



Marker	Frequency (GHz)	Meter Reading (dBm)	Det	AFT344 (dB/m)	Amp/Cb/Filtr /Pad (dB)	Conversion Factor (dB)	Corrected Reading EIRP	Peak Limit (dBm)	PK Margin (dB)	Azimuth (Degs)	Height (cm)	Polarity
1	5.85	-54.92	Pk	35	-18.9	11.8	-27.02	26.95	-53.97	105	101	H
2	5.979	-67.25	Pk	35.1	-18.6	11.8	-38.95	-27	-11.95	105	101	H

Pk - Peak detector

VERTICAL RESULT

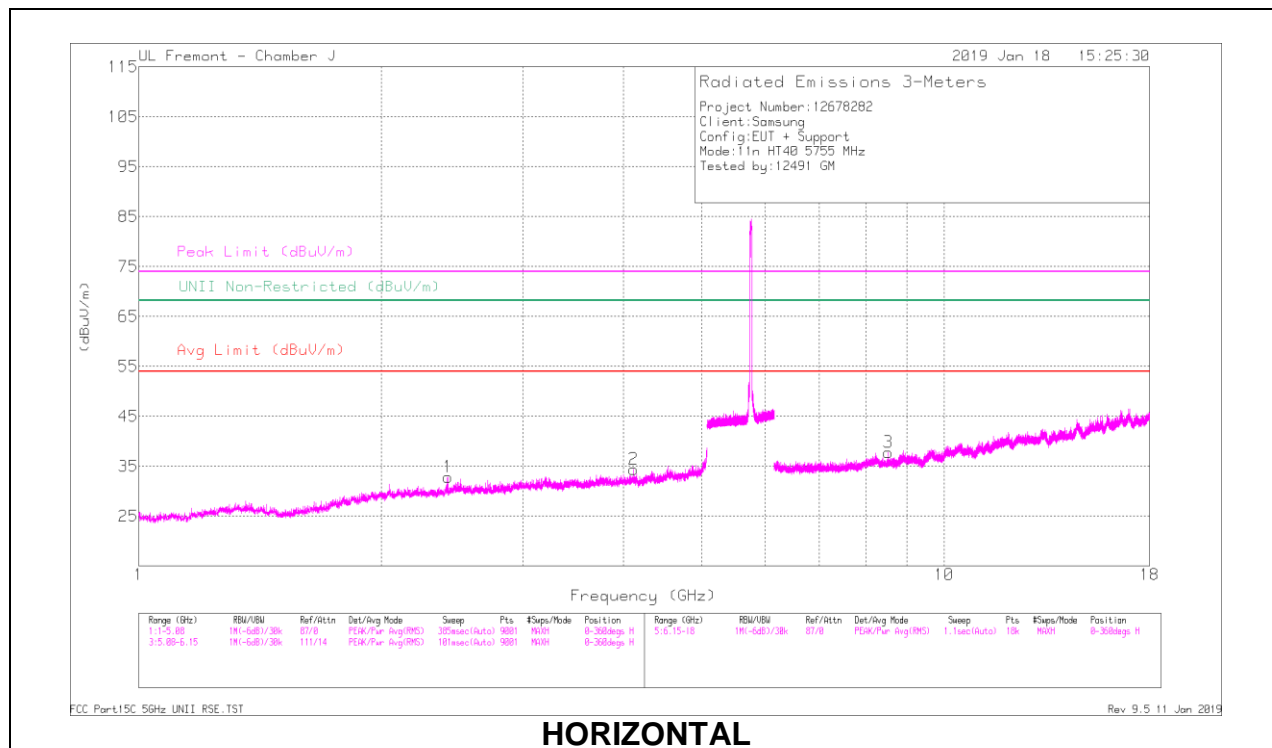


Marker	Frequency (GHz)	Meter Reading (dBm)	Det	AF T344 (dB/m)	Amp/Cb/Filtr /Pad (dB)	Conversion Factor (dB)	Corrected Reading EIRP	Peak Limit (dBm)	PK Margin (dB)	Azimuth (Degs)	Height (cm)	Polarity
1	5.85	-56.23	Pk	35	-18.9	11.8	-28.33	26.95	-55.28	283	100	V
2	5.986	-67.88	Pk	35.1	-18.6	11.8	-39.58	-27	-12.58	283	100	V

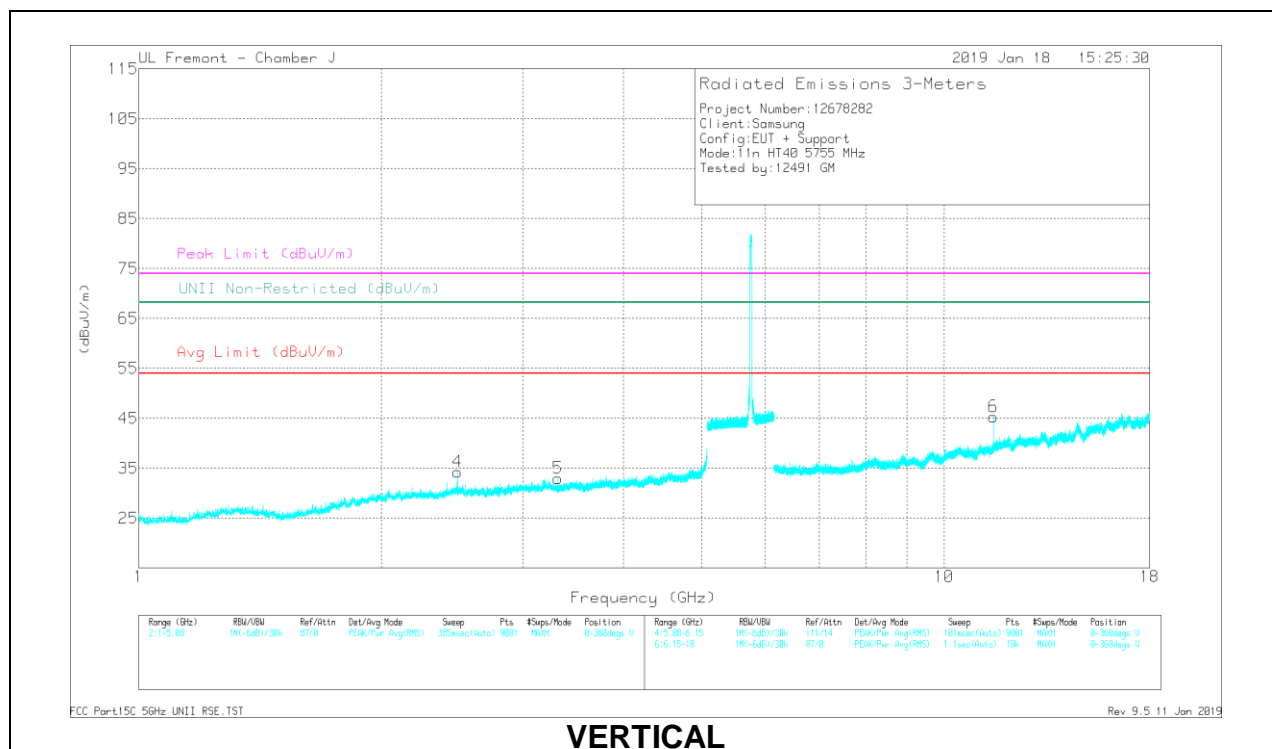
Pk - Peak detector

HARMONICS AND SPURIOUS EMISSIONS

LOW CHANNEL RESULTS



HORIZONTAL



VERTICAL

RADIATED EMISSIONS

Frequency (GHz)	Measr Reading (dBuV)	Det	AF AT0067 (dBm)	AmpCoef/PwrPad (dB)	DC Corr (dB)	Corrected Reading (dBuV/m)	Avg Limit (dBuV/m)	Margin (dB)	Peak Limit (dBuV/m)	PK Margin (dB)	UNII Non-Restricted (dBuV/m)	PK Margin (dB)	Azimuth (Degs)	Height (cm)	Polarity
2.42	41.16	PK-U	32.2	-35.5	0	37.86	-	-	-	-	68.2	-30.34	227	225	H
2.42	31.85	ADR	32.2	-35.5	.71	29.26	-	-	-	-	-	-	227	225	H
* 4.12	33.39	PK-U	33.6	-31.9	0	40.08	-	-	74	-33.92	-	-	223	228	H
* 4.118	28.66	ADR	33.6	-32	.71	30.97	54	-23.03	-	-	-	-	223	228	H
* 2.486	41.41	PK-U	32.5	-35.4	0	38.51	-	-	74	-35.49	-	-	85	334	V
* 2.488	31.61	ADR	32.5	-35.4	.71	29.42	54	-24.58	-	-	-	-	85	334	V
3.315	39.56	PK-U	33	-34.1	0	38.46	-	-	-	-	68.2	-29.74	202	343	V
3.318	29.87	ADR	33	-34.1	.71	29.48	-	-	-	-	-	-	202	343	V
8.53	34.76	PK-U	35.7	-28.3	0	44.16	-	-	-	-	68.2	-24.04	193	105	H
8.529	24.61	ADR	35.7	-28.3	.71	34.92	-	-	-	-	-	-	193	105	H
* 11.51	34.72	PK-U	38.2	-23.6	0	49.32	-	-	74	-24.68	-	-	122	131	V
* 11.51	28.65	ADR	38.2	-23.6	.71	43.96	54	-10.04	-	-	-	-	122	131	V

* - indicates frequency in CFR47 Pt 15 / IC RSS-Restricted Band
 PK-U - U-NII: Maximum Peak
 ADR - U-NII AD primary method, RMS average