



7. SETUP PHOTOS


RADIATED AND POWERLINE CONDUCTED EMISSIONS MEASUREMENT SETUP (Test case 1 to 4 and 6)




RADIATED FRONT PHOTO (BELOW 1 GHz)




RADIATED BACK PHOTO (BELOW 1 GHz)




RADIATED FRONT PHOTO (ABOVE 1 GHz)




RADIATED BACK PHOTO (ABOVE 1 GHz)




RADIATED FRONT PHOTO (ABOVE 18 GHz)



RADIATED BACK PHOTO (ABOVE 18 GHz)




LINE CONDUCTED FRONT PHOTO




LINE CONDUCTED SIDE VIEW PHOTO


RADIATED AND POWERLINE CONDUCTED EMISSIONS MEASUREMENT SETUP(Test case 5)




RADIATED FRONT PHOTO (BELOW 1 GHz)




RADIATED BACK PHOTO (BELOW 1 GHz)




RADIATED FRONT PHOTO (ABOVE 1 GHz)




RADIATED BACK PHOTO (ABOVE 1 GHz)



RADIATED FRONT PHOTO (ABOVE 18 GHz)



RADIATED BACK PHOTO (ABOVE 18 GHz)



END OF REPORT