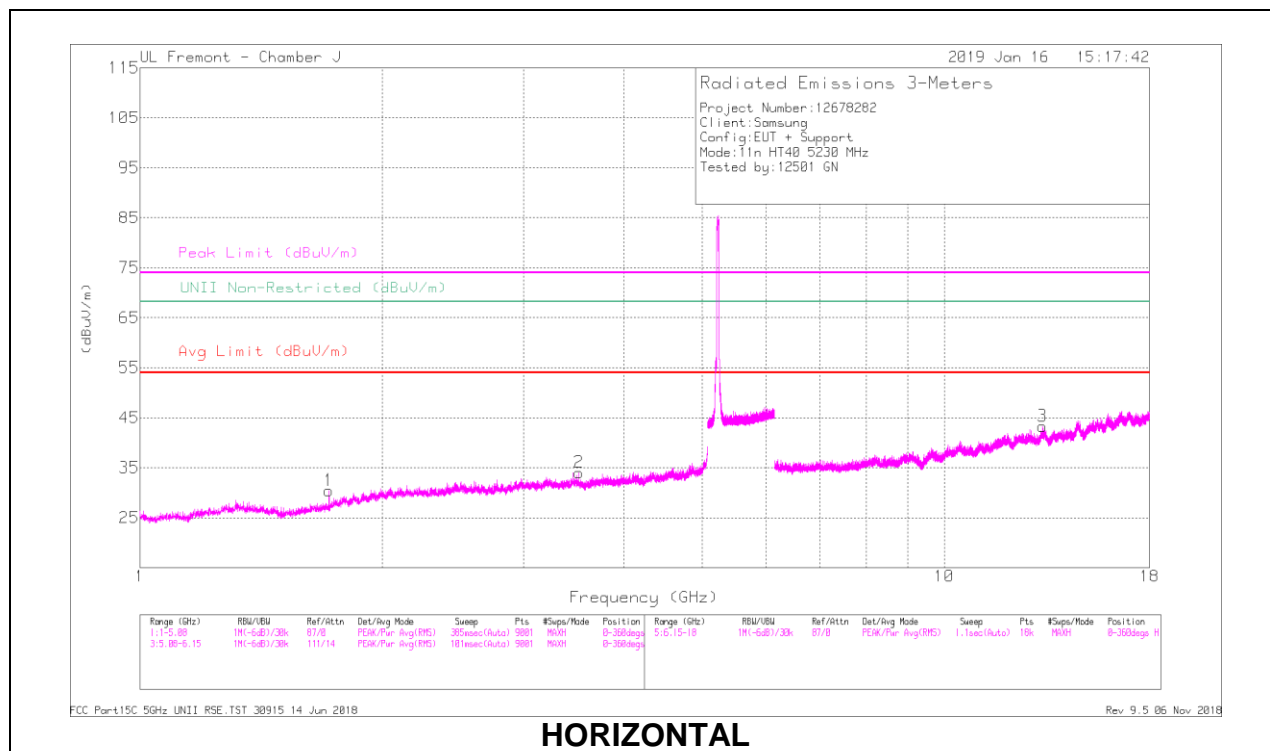
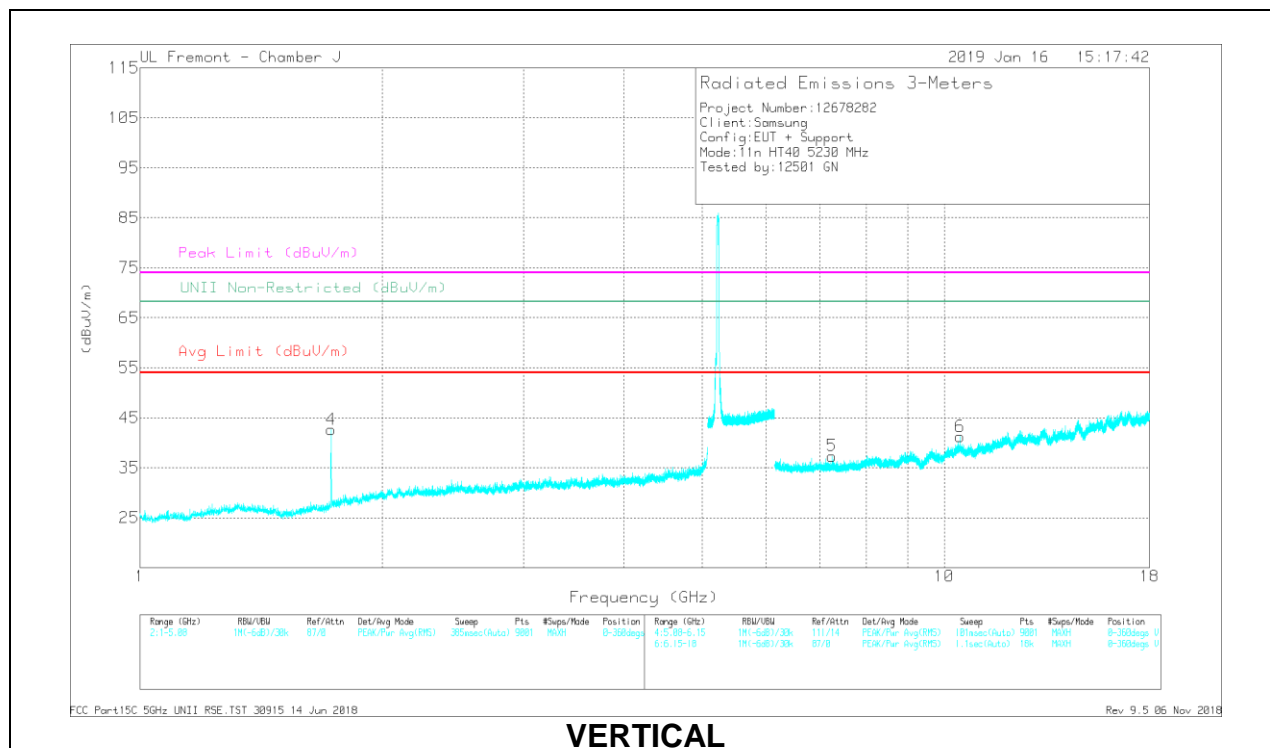


HIGH CHANNEL RESULTS



HORIZONTAL



VERTICAL

RADIATED EMISSIONS

Frequency (GHz)	Meter Reading (dBuV)	Det	AF A10067 (dB/m)	Amp/Coeff/Pr/Pad (dB)	DC Corr (dB)	Corrected Reading (dBuV/m)	Avg Limit (dBuV/m)	Margin (dB)	Peak Limit (dBuV/m)	PK Margin (dB)	UNII Non-Restricted (dBuV/m)	PK Margin (dB)	Azimuth (Degs)	Height (cm)	Polarity
* 1.721	41.35	PK-U	29.4	-35.8	0	34.95	-	-	74	-39.05	-	-	228	104	H
1.721	32.15	ADR	29.4	-35.8	.71	26.46	54	-27.54	-	-	-	-	228	104	H
* 3.515	39.97	PK-U	32.7	-33	0	39.67	-	-	74	-34.33	-	-	360	196	H
* 3.513	30.5	ADR	32.7	-33	.71	30.91	54	-23.09	-	-	-	-	360	196	H
1.728	46.94	PK-U	29.5	-35.8	0	40.64	-	-	-	-	68.2	-27.56	270	104	V
1.729	32.82	ADR	29.5	-35.8	.71	27.23	-	-	-	-	-	-	270	104	V
13.206	33.92	PK-U	39	-22.1	0	50.82	-	-	-	-	68.2	-17.38	360	134	H
13.199	23.34	ADR	39	-22.1	.71	40.95	-	-	-	-	-	-	360	134	H
* 7.522	38.08	PK-U	35.7	-27.9	0	45.86	-	-	74	-28.14	-	-	94	104	V
* 7.537	29.8	ADR	35.7	-27.9	.71	34.41	54	-19.59	-	-	-	-	94	104	V
10.46	36.94	PK-U	37.5	-25.1	0	49.34	-	-	-	-	68.2	-18.86	277	114	V
10.46	26.41	ADR	37.5	-25.1	.71	39.52	-	-	-	-	-	-	277	114	V

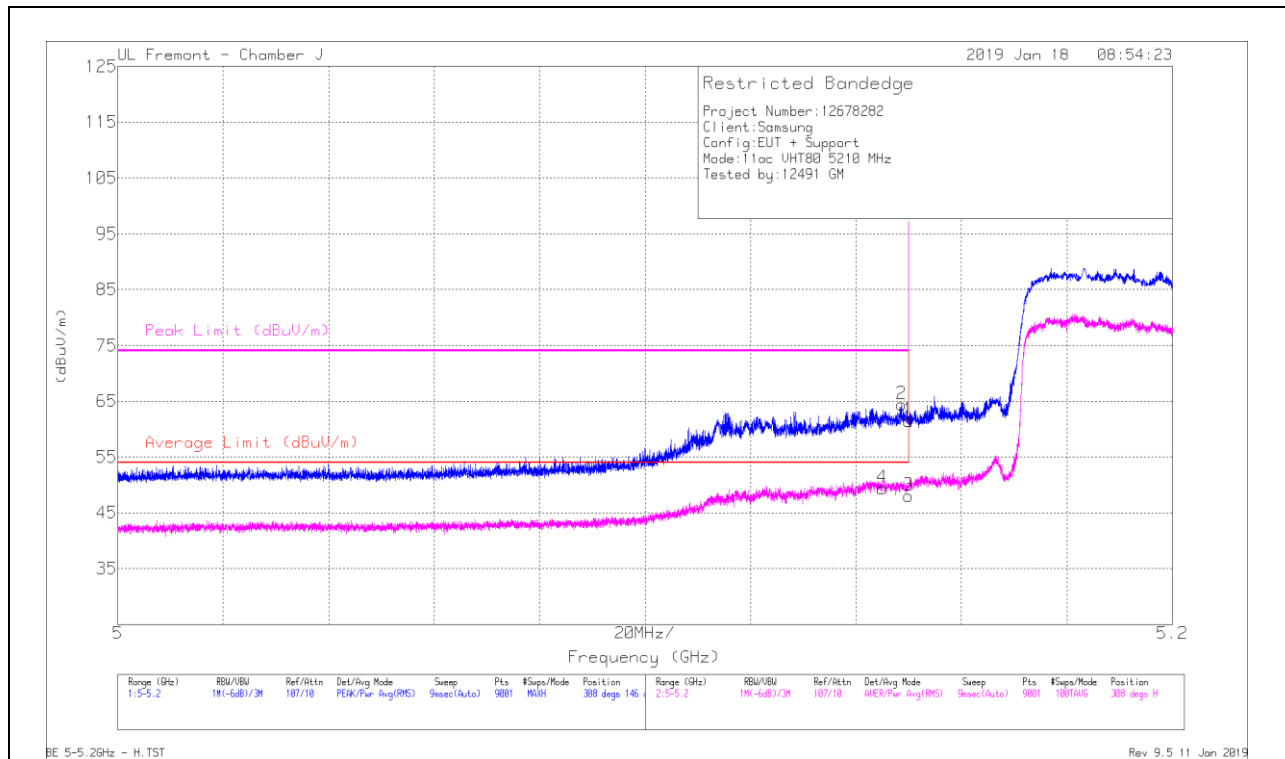
* - indicates frequency in CFR47 Pt 15 / IC RSS-Restricted Band
 PK-U - U-NII: Maximum Peak
 ADR - U-NII AD primary method, RMS average

9.1.4. TX ABOVE 1 GHz 802.11ac VHT80 MODE IN THE 5.2 GHz BAND

1TX Antenna 1 MODE

BANDEDGE (MID CHANNEL)

HORIZONTAL RESULT



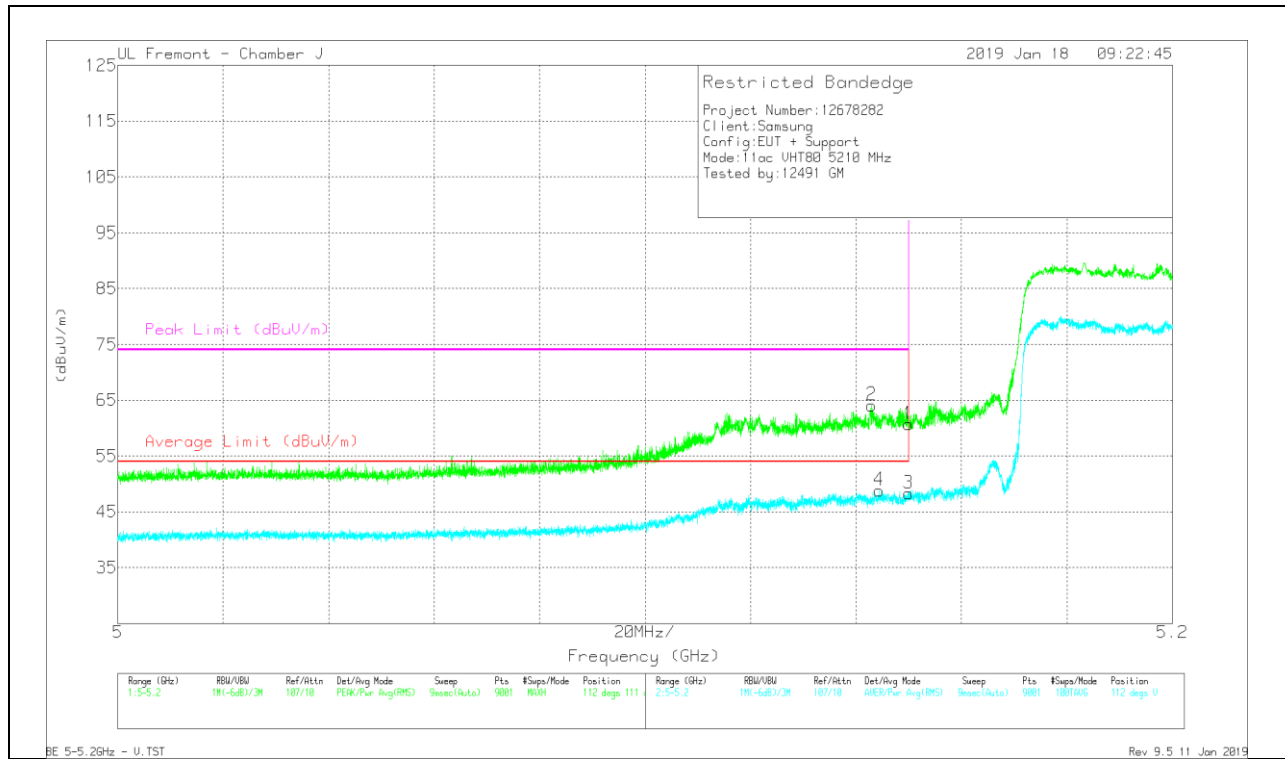
Marker	Frequency (GHz)	Meter Reading (dBuV)	Det	AF AT0067 (dB/m)	Amp/Ch/Filt/Pad (dB)	DC Corr (dB)	Corrected Reading (dBuV/m)	Average Limit (dBuV/m)	Margin (dB)	Peak Limit (dBuV/m)	PK Margin (dB)	Azimuth (Degs)	Height (cm)	Polarity
1	* 5.15	48.93	Pk	34.2	-21.6	0	61.53	-	-	74	-12.47	308	146	H
2	* 5.149	51.88	Pk	34.2	-21.6	0	64.48	-	-	74	-9.52	308	146	H
3	* 5.15	35.42	RMS	34.2	-21.6	1.29	49.3	54	-4.7	-	-	308	146	H
4	* 5.145	36.81	RMS	34.2	-21.6	1.29	50.69	54	-3.31	-	-	308	146	H

* - indicates frequency in CFR47 Pt 15 / IC RSS-Restricted Band

Pk - Peak detector

RMS - RMS detection

VERTICAL RESULT

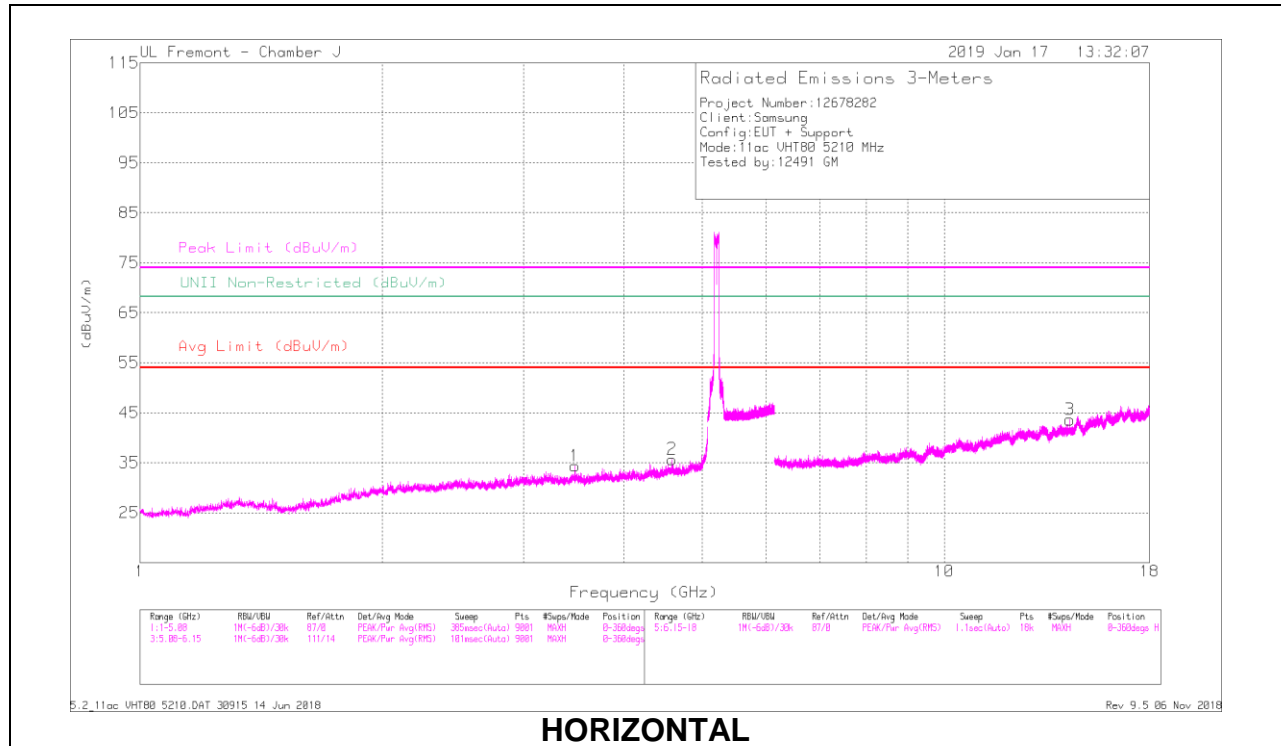


Marker	Frequency (GHz)	Meter Reading (dBuV)	Det	AF AT10007 (dBm)	Amp/Cb/Filtr/Pad (dB)	DC Corr (dB)	Corrected Reading (dBuV/m)	Average Limit (dBuV/m)	Margin (dB)	Peak Limit (dBuV/m)	PK Margin (dB)	Acimuth (Degs)	Height (cm)	Polarity
1	* 5.15	48.07	Pk	34.2	-21.6	0	60.67	-	-	74	-13.33	112	111	V
2	* 5.143	51.53	Pk	34.2	-21.6	0	64.13	-	-	74	-9.87	112	111	V
3	* 5.15	35.76	RMS	34.2	-21.6	1.29	49.65	54	-4.35	-	-	112	111	V
4	* 5.144	36.26	RMS	34.2	-21.6	1.29	50.15	54	-3.85	-	-	112	111	V

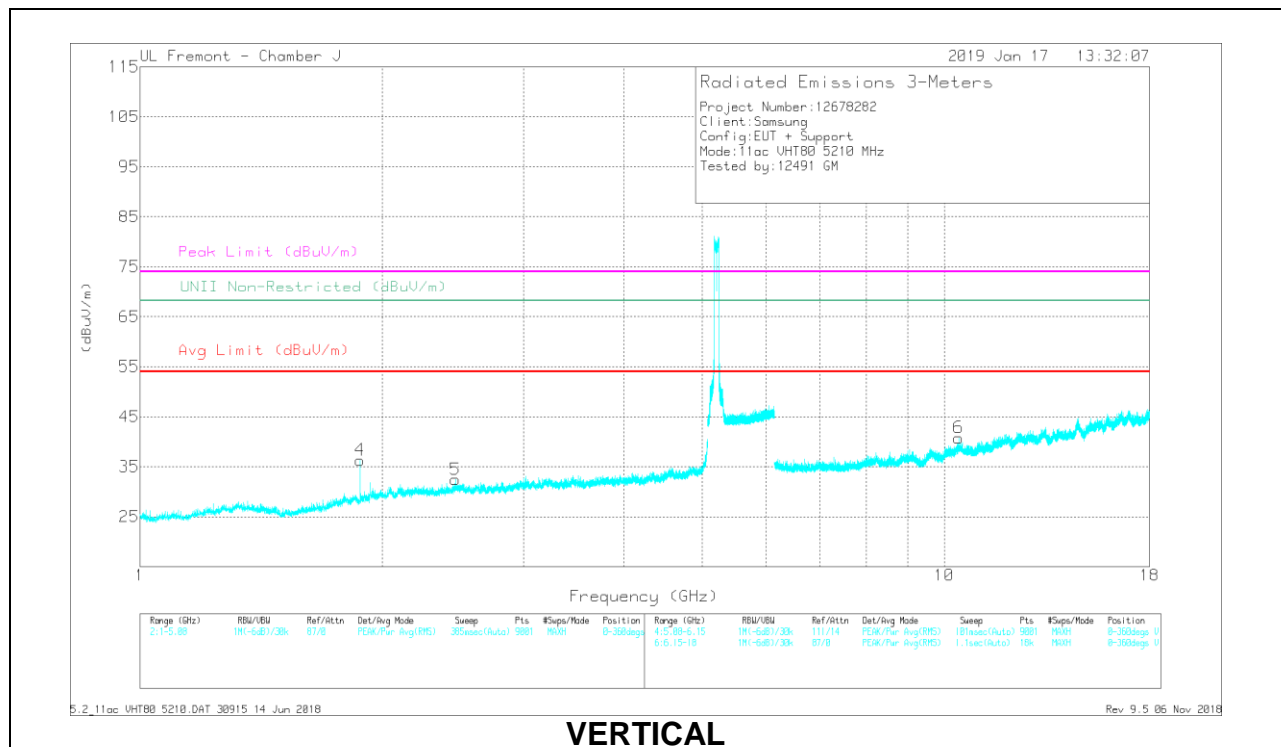
* - indicates frequency in CFR47 Pt 15 / IC RSS-Restricted Band
 Pk - Peak detector
 RMS - RMS detection

HARMONICS AND SPURIOUS EMISSIONS

MID CHANNEL RESULTS



HORIZONTAL



VERTICAL

RADIATED EMISSIONS

Frequency (GHz)	Meter Reading (dBuV)	Det	AF ATO67 (dB/m)	Amp/Coeff/Pad (dB)	DC Corr (dB)	Corrected Reading (dBuV/m)	Avg Limit (dBuV/m)	Margin (dB)	Peak Limit (dBuV/m)	PK Margin (dB)	UNII Non-Restricted (dBuV/m)	PK Margin (dB)	Azimuth (Degs)	Height (cm)	Polarity
3.474	41.87	PK-U	32.6	-33.6	0	40.87	-	-	-	-	68.2	-27.33	188	260	H
3.473	32.84	ADR	32.6	-33.6	1.29	33.13	-	-	-	-	-	-	188	260	H
* 4.591	38.16	PK-U	34.2	-30.9	0	41.46	-	-	74	-32.64	-	-	83	106	H
* 4.59	28.69	ADR	34.2	-30.9	1.29	33.28	54	-20.72	-	-	-	-	83	106	H
1.88	41.55	PK-U	30.8	-35.8	0	36.55	-	-	-	-	68.2	-31.65	148	392	V
1.877	31.26	ADR	30.8	-35.8	1.29	27.55	-	-	-	-	-	-	148	392	V
2.465	44.58	PK-U	32.5	-35.5	0	41.58	-	-	-	-	68.2	-26.62	200	131	V
2.467	32.16	ADR	32.5	-35.5	1.29	30.45	-	-	-	-	-	-	200	131	V
14.323	31.44	PK-U	39.2	-20.7	0	49.94	-	-	-	-	68.2	-18.26	184	181	H
14.324	22.12	ADR	39.2	-20.7	1.29	41.91	-	-	-	-	-	-	184	181	H
10.42	35.65	PK-U	37.5	-25.2	0	47.95	-	-	-	-	68.2	-20.25	32	112	V
10.42	26.91	ADR	37.5	-25.2	1.29	40.5	-	-	-	-	-	-	32	112	V

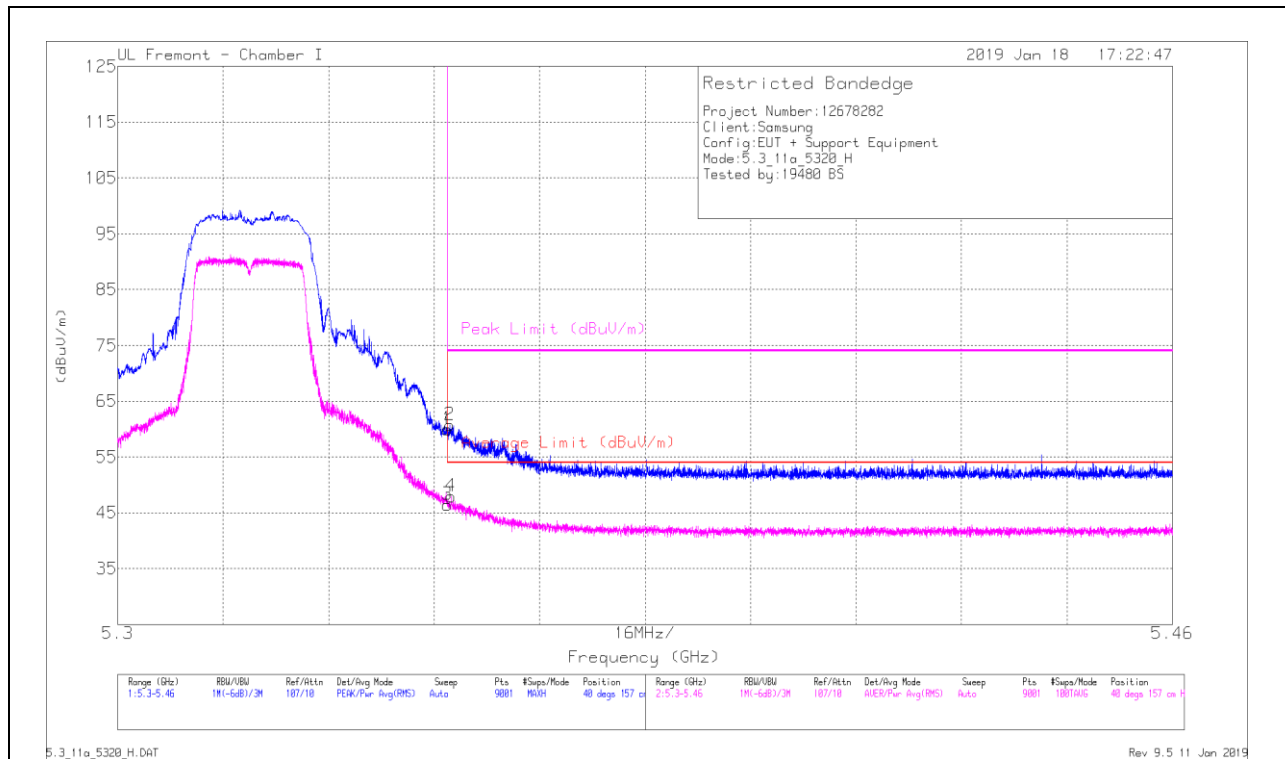
* - indicates frequency in CFR47 Pt 15 / IC RSS-Restricted Band
 PK-U - U-NII: Maximum Peak
 ADR - U-NII AD primary method, RMS average

9.1.5. TX ABOVE 1 GHz 802.11a MODE IN THE 5.3 GHz BAND

1TX Antenna 1 MODE

BANDEDGE (HIGH CHANNEL)

HORIZONTAL RESULT



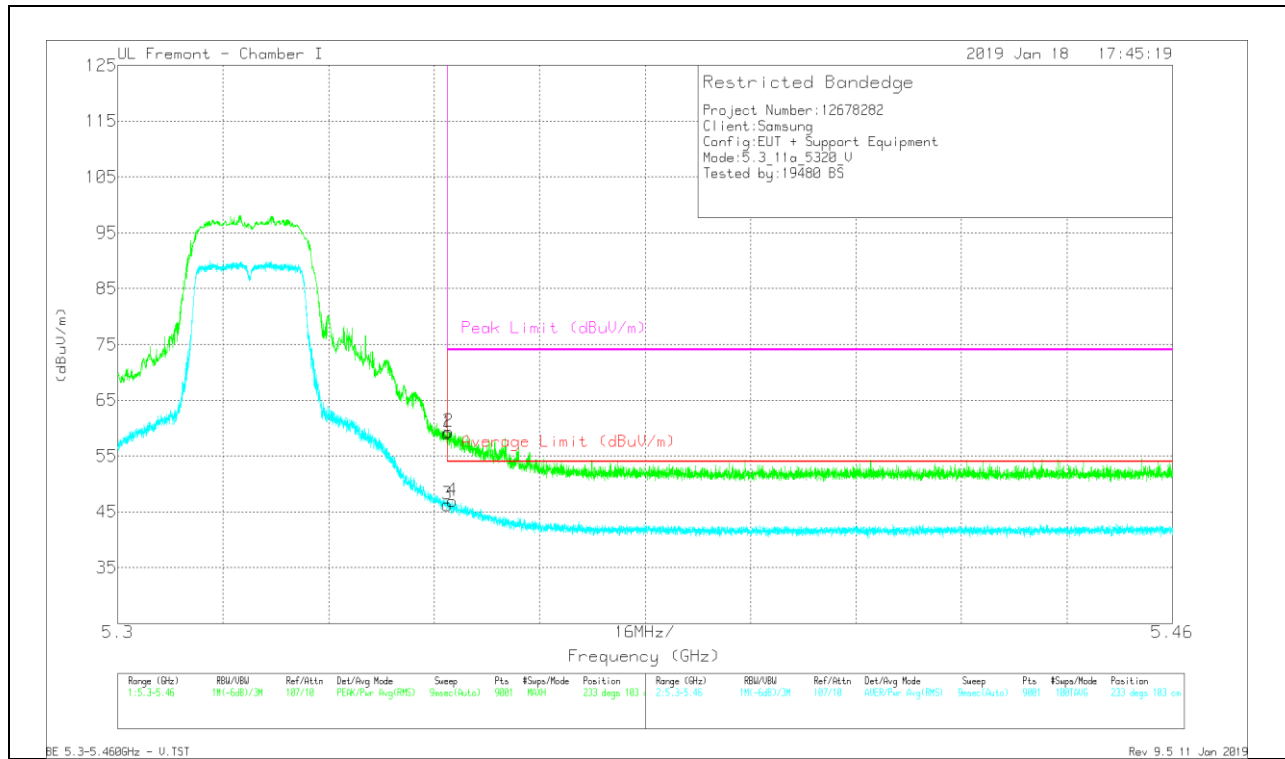
Marker	Frequency (GHz)	Meter Reading (dBuV)	Det	AF T862 (dB/m)	Amp/Cou/Filt/PA d (dB)	DC Corr (dB)	Corrected Reading (dBuV/m)	Average Limit (dBuV/m)	Margin (dB)	Peak Limit (dBuV/m)	PK Margin (dB)	Azimuth (Degs)	Height (cm)	Polarity
1	* 5.35	43.79	Pk	34.5	-18.3	0	59.99	-	-	74	-14.01	40	157	H
2	* 5.35	44.48	Pk	34.5	-18.3	0	60.68	-	-	74	-13.32	40	157	H
3	* 5.35	30.01	RMS	34.5	-18.3	27	46.48	54	-7.52	-	-	40	157	H
4	* 5.351	31.51	RMS	34.5	-18.3	27	47.98	54	-6.02	-	-	40	157	H

* - indicates frequency in CFR47 Pt 15 / IC RSS-Restricted Band

Pk - Peak detector

RMS - RMS detection

VERTICAL RESULT

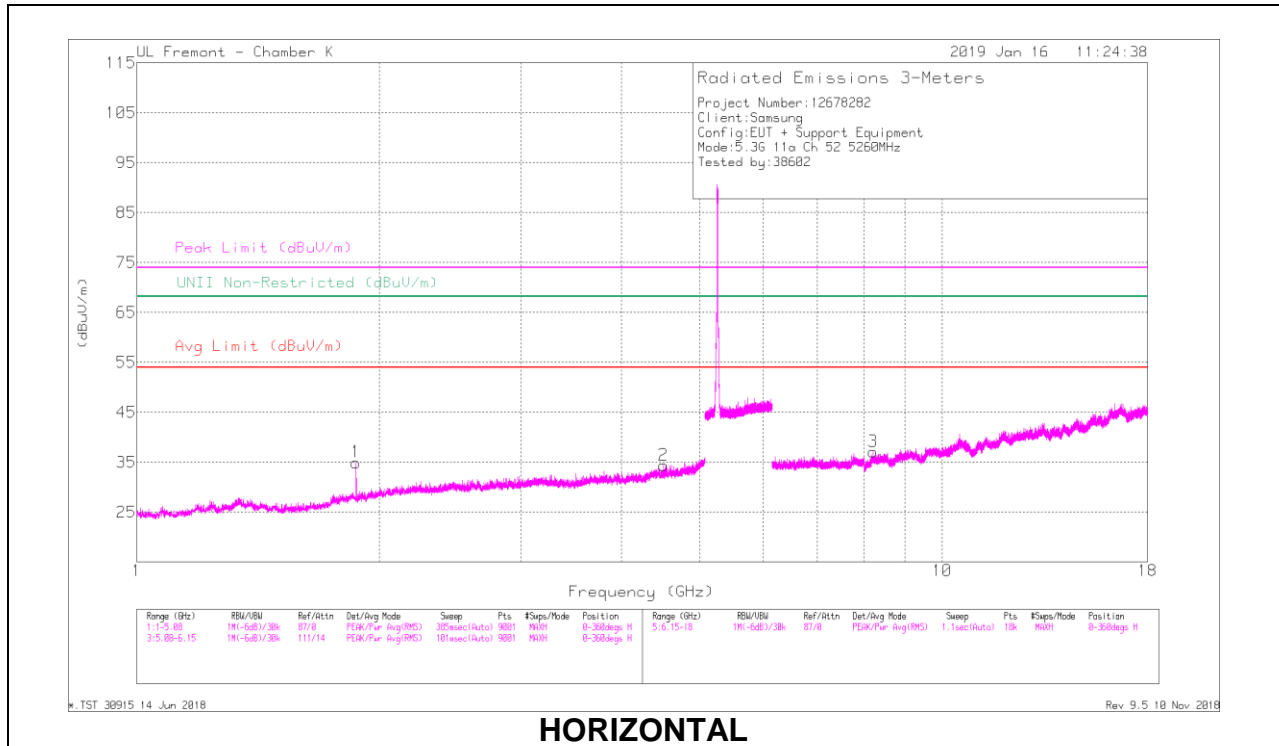


Marker	Frequency (GHz)	Meter Reading (dBuV)	Det	AF T862 (dB/m)	Amp(Cal)/Filt/Pa d (dB)	DC Corr (dB)	Corrected Reading (dBuV/m)	Average Limit (dBuV/m)	Margin (dB)	Peak Limit (dBuV/m)	PK Margin (dB)	Azimuth (Degs)	Height (cm)	Polarity
1	* 5.35	42.93	Pk	34.5	-18.3	0	59.13	-	-	74	-14.87	233	103	V
2	* 5.35	43.16	Pk	34.5	-18.3	0	59.36	-	-	74	-14.64	233	103	V
3	* 5.35	29.79	RMS	34.5	-18.3	.27	46.26	54	-7.74	-	-	233	103	V
4	* 5.351	30.45	RMS	34.5	-18.3	.27	46.92	54	-7.08	-	-	233	103	V

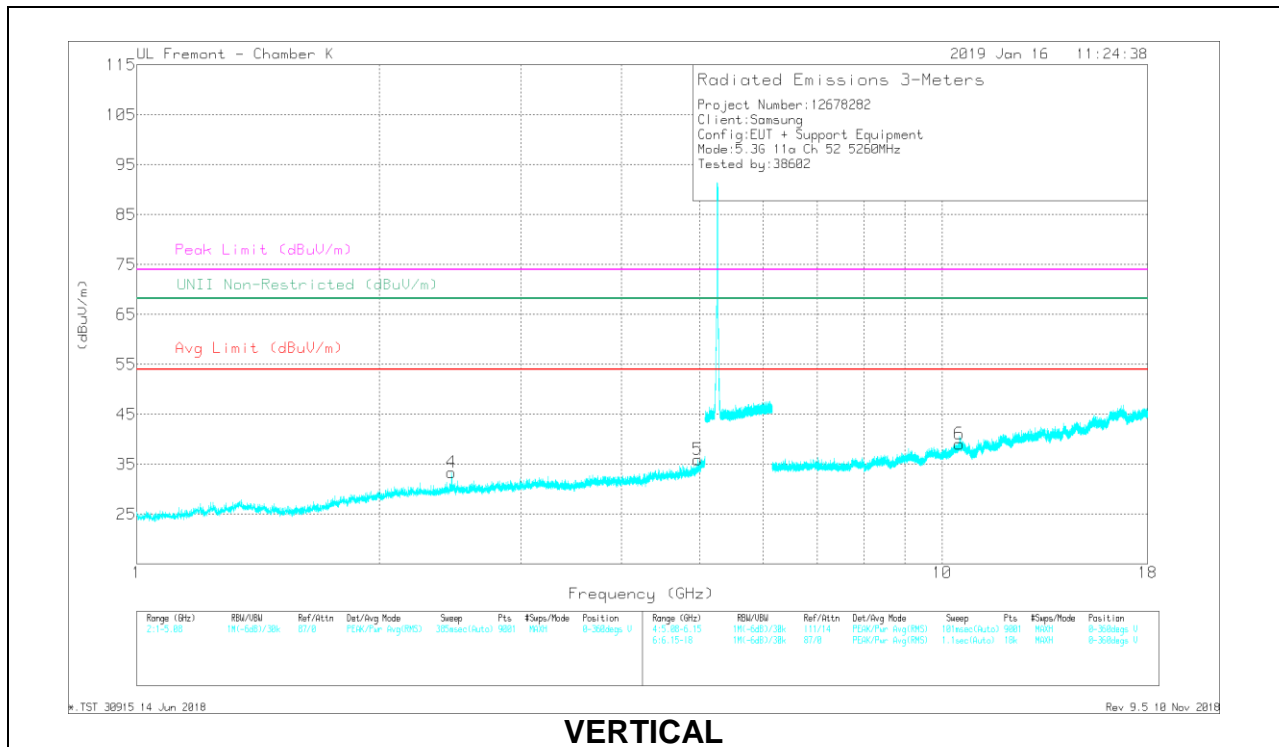
* - indicates frequency in CFR47 Pt 15 / IC RSS-Restricted Band
 Pk - Peak detector
 RMS - RMS detection

HARMONICS AND SPURIOUS EMISSIONS

LOW CHANNEL RESULTS



HORIZONTAL



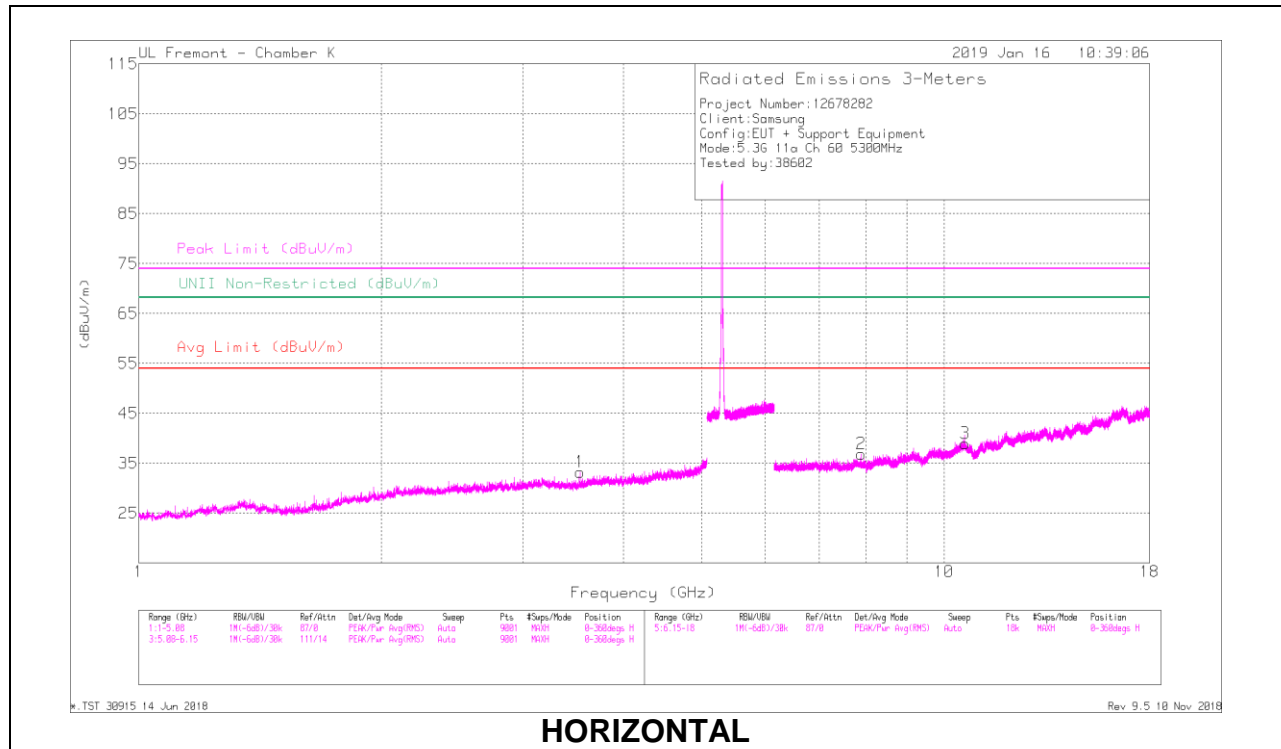
VERTICAL

RADIATED EMISSIONS

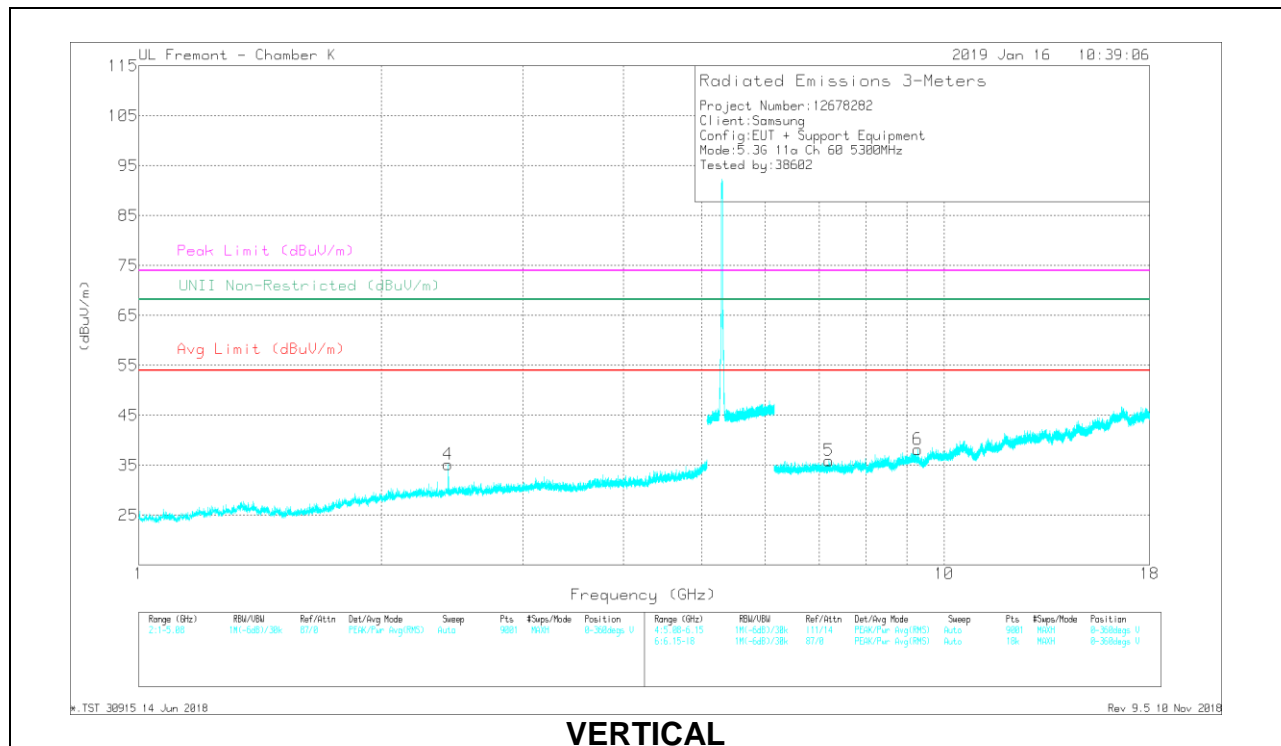
Frequency (GHz)	Meter Reading (dBuV)	Det	AF T344 (dB/m)	Amp/Cable/Pad (dB)	DC Corr (dB)	Corrected Reading (dBuV/m)	Avg Limit (dBuV/m)	Margin (dB)	Peak Limit (dBuV/m)	PK Margin (dB)	UNII Non-Restricted (dBuV/m)	PK Margin (dB)	Azimuth (Degs)	Height (cm)	Polarity
1.875	40.32	PK-U	30.4	-35.2	0	35.52	-	-	-	-	68.2	-32.68	83	339	H
* 4.51	39.93	PK-U	34	-30.2	0	42.73	-	-	74	-31.27	-	-	273	257	H
* 4.502	27.51	ADR	34	-30.2	.27	31.58	54	-22.42	-	-	-	-	273	257	H
2.461	40.66	PK-U	32.2	-34.9	0	37.96	-	-	-	-	68.2	-30.24	26	182	V
* 4.972	36.92	PK-U	34.2	-29.4	0	41.72	-	-	74	-32.28	-	-	274	244	V
* 4.975	27.46	ADR	34.2	-29.4	.27	32.53	54	-21.47	-	-	-	-	274	244	V
* 8.21	32.78	PK-U	35.7	-24.8	0	43.68	-	-	74	-30.32	-	-	340	282	H
* 8.211	22.62	ADR	35.7	-24.8	.27	33.79	54	-20.21	-	-	-	-	340	282	H
10.506	31.03	PK-U	37.6	-22.7	0	45.93	-	-	-	-	68.2	-22.27	260	287	V

* - indicates frequency in CFR47 Pt 15 / IC RSS-Restricted Band
 PK-U - U-NII: Maximum Peak
 ADR - U-NII AD primary method, RMS average

MID CHANNEL RESULTS



HORIZONTAL



VERTICAL

RADIATED EMISSIONS

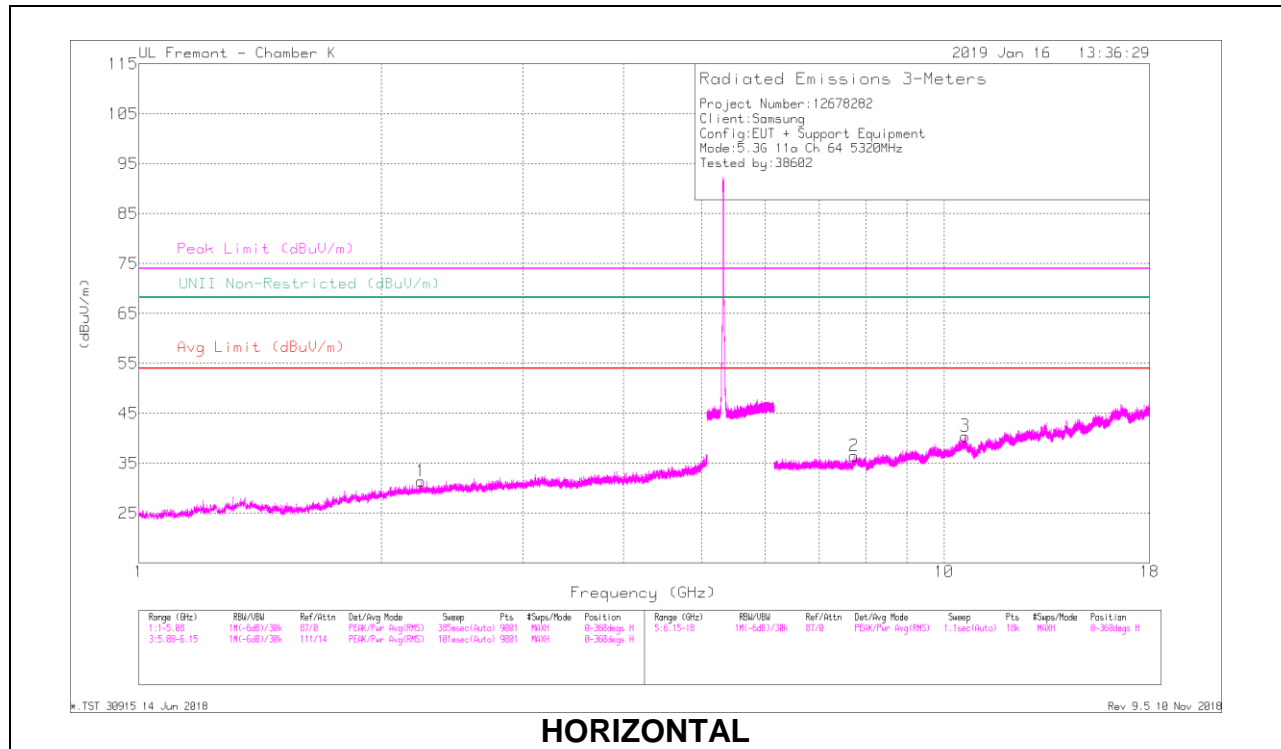
Frequency (GHz)	Meter Reading (dBuV)	Det	AF T344 (dB/m)	AmpCoeff/Pad (dB)	DC Corr (dB)	Corrected Reading (dBuV/m)	Avg Limit (dBuV/m)	Margin (dB)	Peak Limit (dBuV/m)	PK Margin (dB)	UNII Non-Restricted (dBuV/m)	PK Margin (dB)	Azimuth (Degs)	Height (cm)	Polarity
* 3.533	39.47	PK-U	32.8	-32.6	0	39.67	-	-	74	-34.33	-	-	66	158	H
* 3.533	29.88	ADR	32.8	-32.6	.27	30.35	54	-23.65	-	-	-	-	66	158	H
2.424	41.23	PK-U	32.1	-34.9	0	38.43	-	-	-	-	68.2	-29.77	65	105	V
* 10.623	30.73	PK-U	37.7	-22.8	0	45.63	-	-	74	-28.37	-	-	0	266	H
* 10.621	20.77	ADR	37.7	-22.8	.27	35.94	54	-18.06	-	-	-	-	0	266	H
7.892	32.62	PK-U	35.8	-26.1	0	42.32	-	-	-	-	68.2	-25.88	228	316	H
7.196	33.29	PK-U	35.5	-26.8	0	41.99	-	-	-	-	68.2	-26.21	8	167	V
9.282	30.55	PK-U	36.4	-23.5	0	43.45	-	-	-	-	68.2	-24.75	299	133	V

* - indicates frequency in CFR47 Pt 15 / IC RSS-Restricted Band

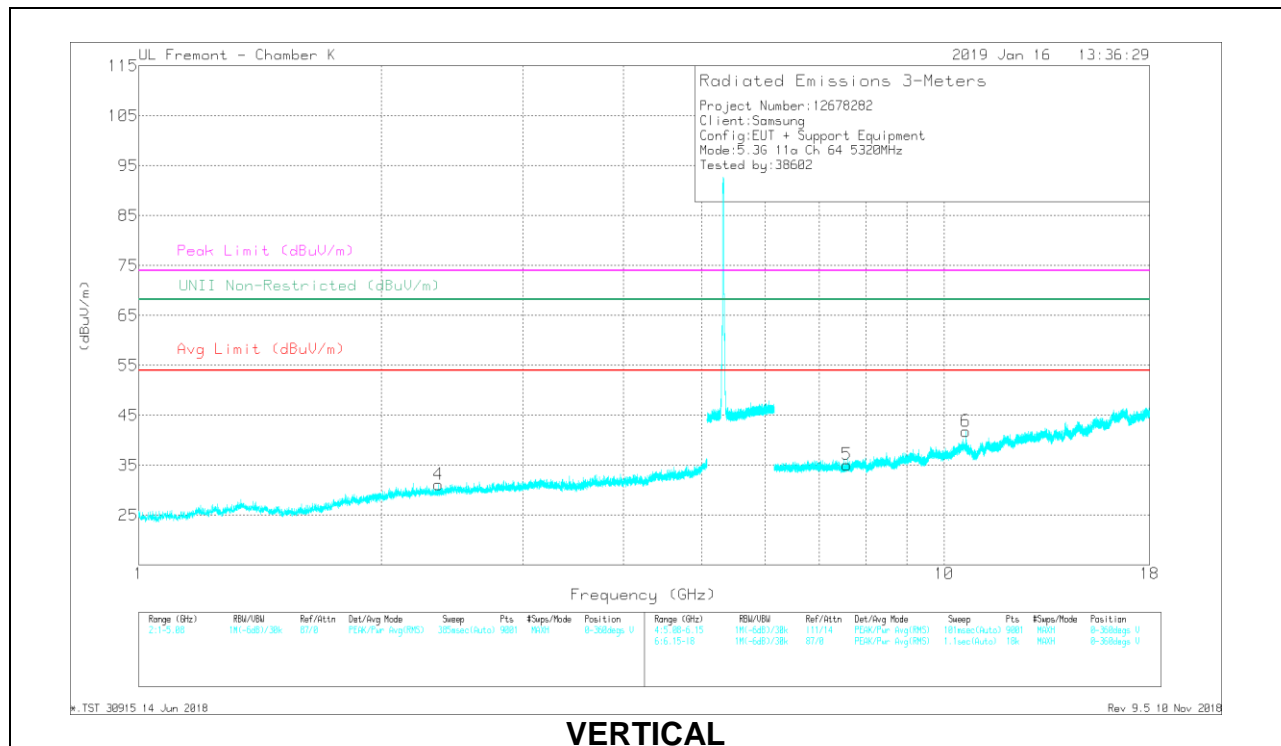
PK-U - U-NII: Maximum Peak

ADR - U-NII AD primary method, RMS average

HIGH CHANNEL RESULTS



HORIZONTAL



VERTICAL

RADIATED EMISSIONS

Frequency (GHz)	Meter Reading (dBuV)	Det	AF T344 (dB/m)	AmpCoeff/Pad (dB)	DC Corr (dB)	Corrected Reading (dBuV/m)	Avg Limit (dBuV/m)	Margin (dB)	Peak Limit (dBuV/m)	PK Margin (dB)	UNII Non-Restricted (dBuV/m)	PK Margin (dB)	Azimuth (Degs)	Height (cm)	Polarity
* 2.242	41.26	PK-U	31.9	-35.1	0	38.06	-	-	74	-35.94	-	-	120	400	H
* 2.24	31.39	ADR	31.9	-35.1	.27	28.45	54	-25.55	-	-	-	-	120	400	H
* 2.354	39.99	PK-U	31.7	-35.1	0	35.59	-	-	74	-37.41	-	-	0	232	V
* 2.354	31.26	ADR	31.7	-35.1	.27	28.13	54	-25.87	-	-	-	-	0	232	V
* 7.732	32.44	PK-U	35.7	-25.6	0	42.54	-	-	74	-31.46	-	-	78	192	H
* 7.732	23.76	ADR	35.7	-25.6	.27	34.13	54	-19.87	-	-	-	-	78	192	H
* 10.615	31.39	PK-U	37.7	-22.7	0	46.39	-	-	74	-27.61	-	-	321	189	H
* 10.616	22.15	ADR	37.7	-22.7	.27	37.42	54	-16.58	-	-	-	-	321	189	H
* 7.569	34.32	PK-U	35.6	-26.5	0	43.42	-	-	74	-30.58	-	-	355	393	V
* 7.568	23.46	ADR	35.6	-26.5	.27	32.83	54	-21.17	-	-	-	-	355	393	V
* 10.64	33.92	PK-U	37.8	-22.8	0	48.92	-	-	74	-25.08	-	-	217	103	V
* 10.64	24.85	ADR	37.8	-22.8	.27	40.12	54	-13.88	-	-	-	-	217	103	V

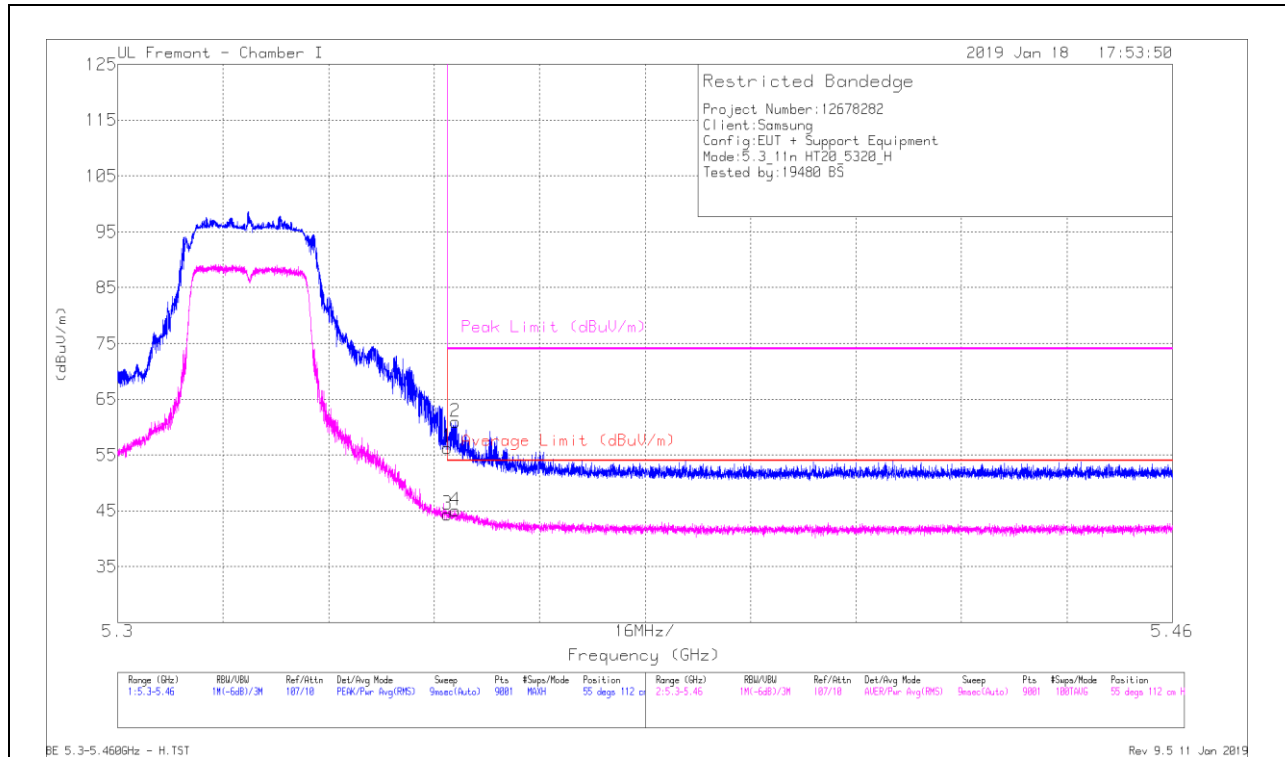
* - indicates frequency in CFR47 Pt 15 / IC RSS-Restricted Band
 PK-U - U-NII: Maximum Peak
 ADR - U-NII AD primary method, RMS average

9.1.6. TX ABOVE 1 GHz 802.11n HT20 MODE IN THE 5.3 GHz BAND

1TX Antenna 1 MODE

BANDEDGE (HIGH CHANNEL)

HORIZONTAL RESULT



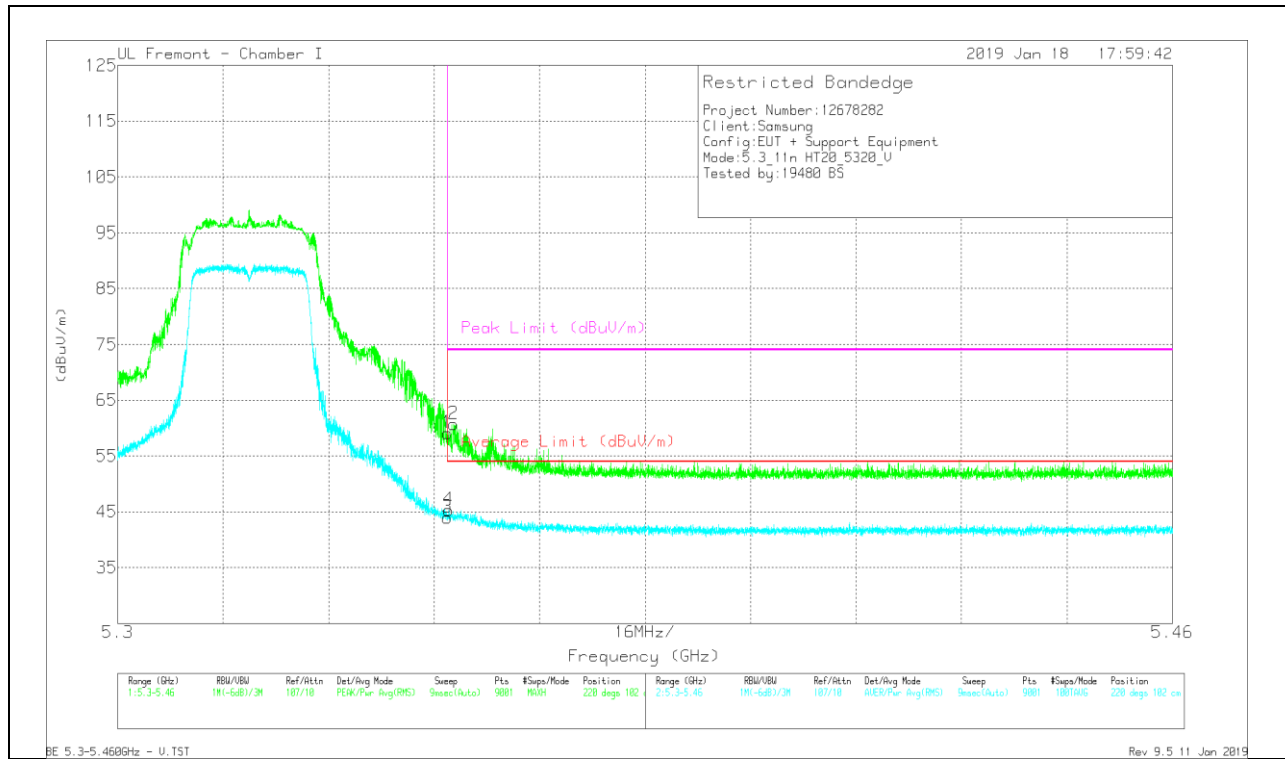
Marker	Frequency (GHz)	Meter Reading (dBuV)	Det	AF T862 (dB/m)	Amp/CBI/Filt/PA d (dB)	DC Corr (dB)	Corrected Reading (dBuV/m)	Average Limit (dBuV/m)	Margin (dB)	Peak Limit (dBuV/m)	PK Margin (dB)	Azimuth (Degs)	Height (cm)	Polarity
1	* 5.35	40.11	Pk	34.5	-18.3	0	56.31	-	-	74	-17.69	55	112	H
2	* 5.351	44.72	Pk	34.5	-18.3	0	60.92	-	-	74	-13.08	55	112	H
3	* 5.35	27.91	RMS	34.5	-18.3	28	44.39	54	-9.61	-	-	55	112	H
4	* 5.351	28.64	RMS	34.5	-18.3	28	45.12	54	-8.88	-	-	55	112	H

* - indicates frequency in CFR47 Pt 15 / IC RSS-Restricted Band

Pk - Peak detector

RMS - RMS detection

VERTICAL RESULT

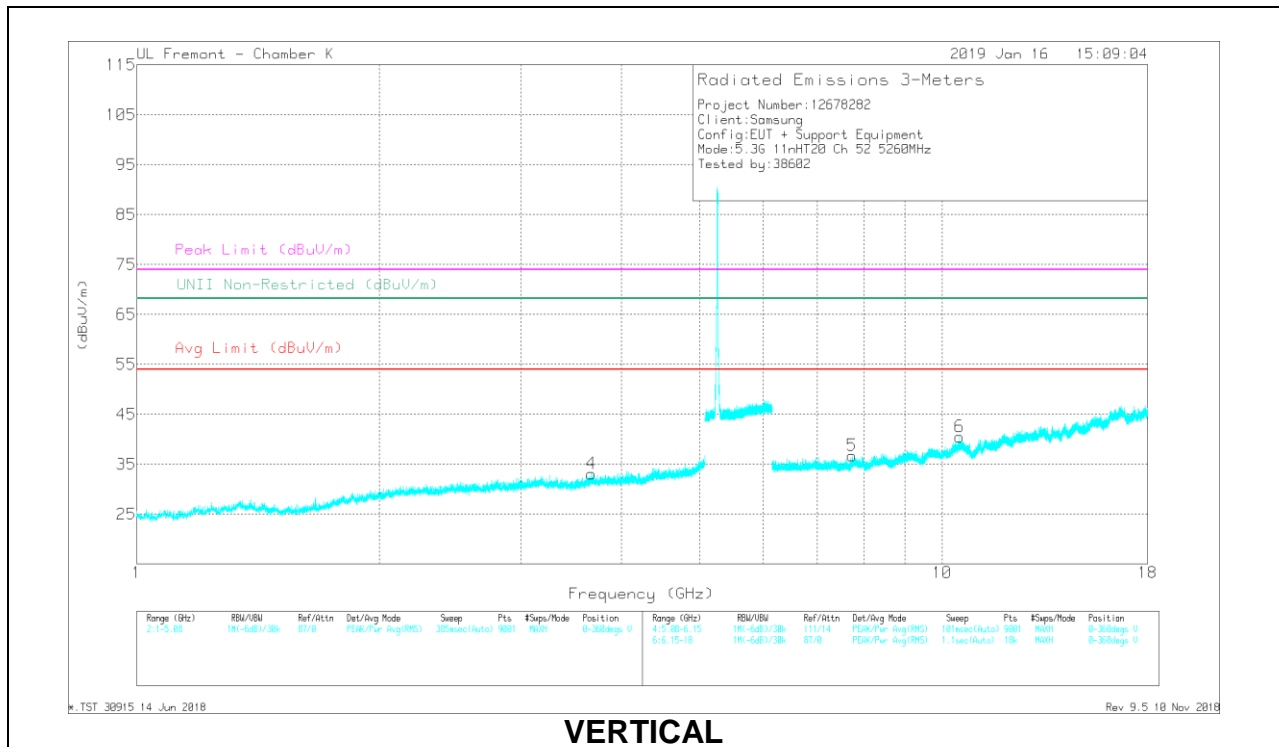
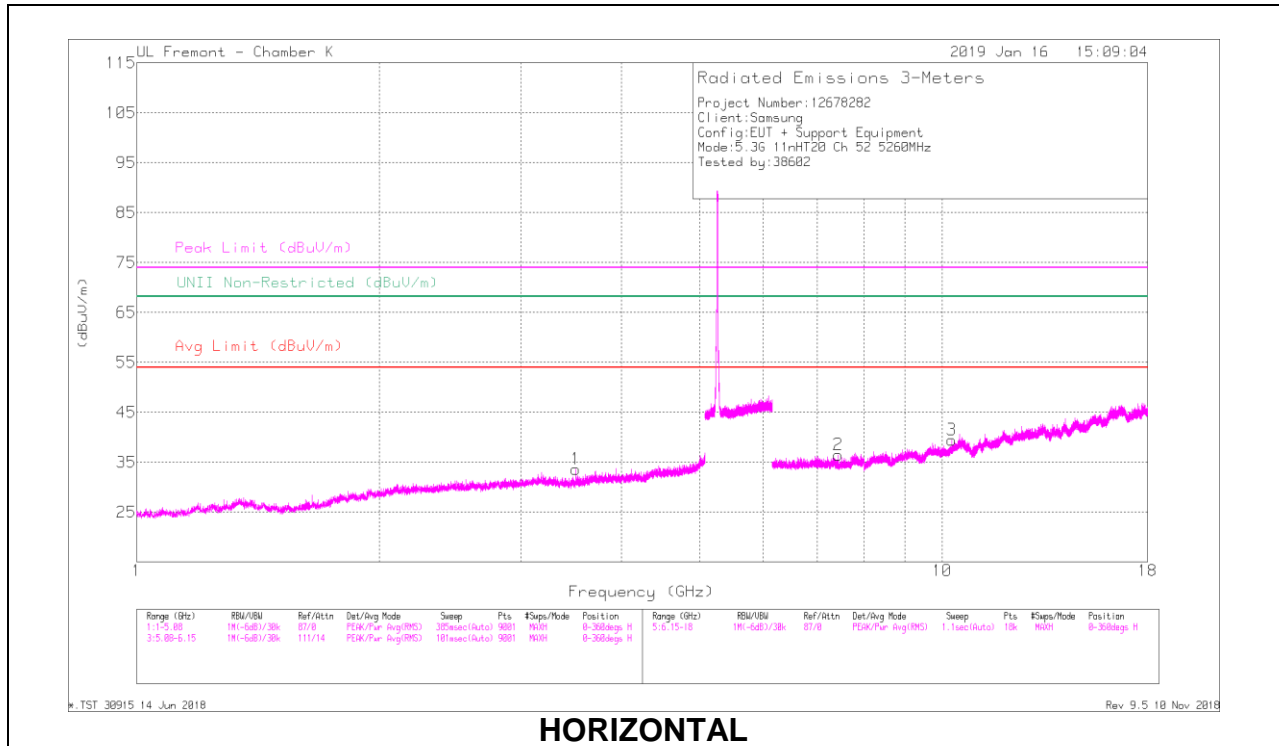


Marker	Frequency (GHz)	Meter Reading (dBuV)	Det	AF T862 (dBm)	Amp/CU/Filt/Pa d (dB)	DC Corr (dB)	Corrected Reading (dBuV/m)	Average Limit (dBuV/m)	Margin (dB)	Peak Limit (dBuV/m)	PK Margin (dB)	Azimuth (Degs)	Height (cm)	Polarity
1	* 5.35	42.91	Pk	34.5	-18.3	0	59.11	-	-	74	-14.89	220	102	V
2	* 5.351	44.54	Pk	34.5	-18.3	0	60.74	-	-	74	-13.26	220	102	V
3	* 5.35	27.53	RMS	34.5	-18.3	28	44.01	54	-9.99	-	-	220	102	V
4	* 5.35	28.87	RMS	34.5	-18.3	28	45.35	54	-8.65	-	-	220	102	V

* - indicates frequency in CFR47 Pt 15 / IC RSS-Restricted Band
 Pk - Peak detector
 RMS - RMS detection

HARMONICS AND SPURIOUS EMISSIONS

LOW CHANNEL RESULTS



RADIATED EMISSIONS

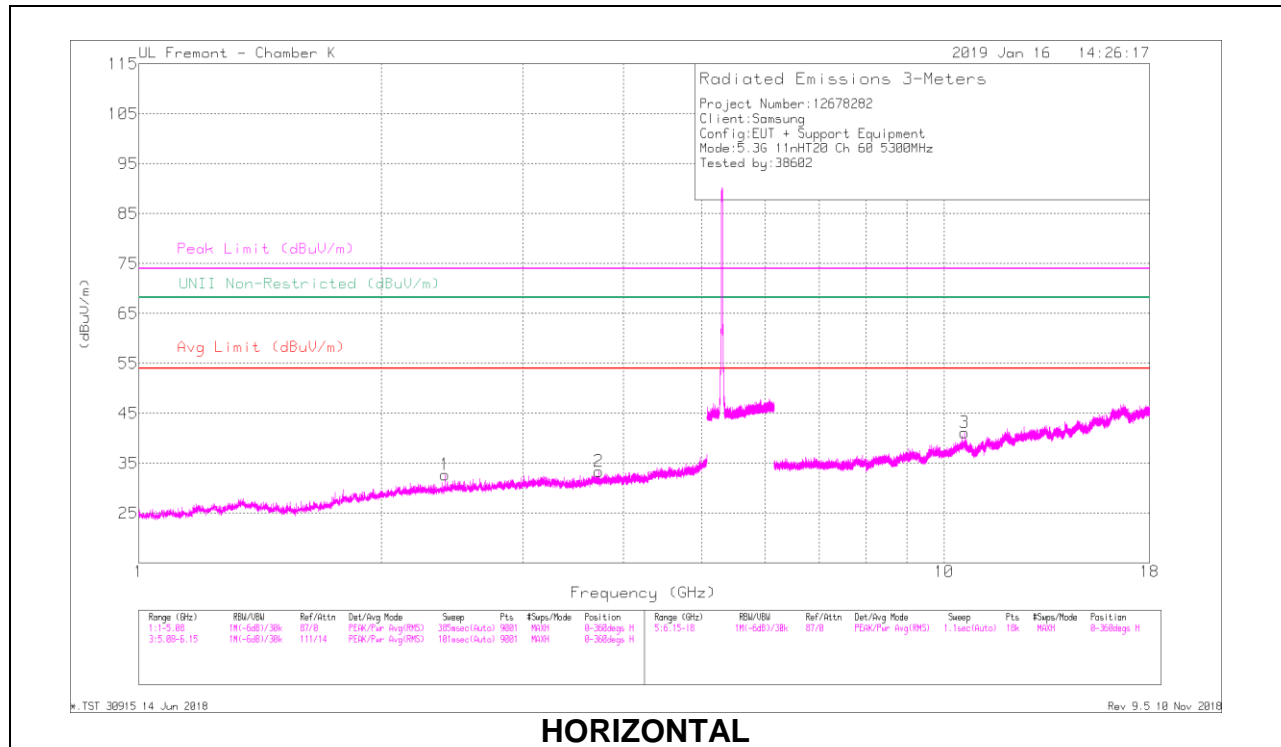
Frequency (GHz)	Meter Reading (dBuV)	Det	AF T344 (dB/m)	Amp/Cable/Pad (dB)	DC Corr (dB)	Corrected Reading (dBuV/m)	Avg Limit (dBuV/m)	Margin (dB)	Peak Limit (dBuV/m)	PK Margin (dB)	UNII Non-Restricted (dBuV/m)	PK Margin (dB)	Azimuth (Degs)	Height (cm)	Polarity
* 3.507	39.66	PK-U	32.7	-32.8	0	39.56	-	-	74	-34.44	-	-	66	130	H
* 3.507	31.12	ADR	32.7	-32.8	.28	31.3	54	-22.7	-	-	-	-	66	130	H
* 3.666	38.57	PK-U	33	-32.3	0	39.27	-	-	74	-34.73	-	-	123	281	V
* 3.665	29.11	ADR	33	-32.3	.28	30.09	54	-23.91	-	-	-	-	123	281	V
* 7.429	33.64	PK-U	35.5	-26.6	0	42.54	-	-	74	-31.46	-	-	244	299	H
* 7.43	23.7	ADR	35.5	-26.6	.28	32.88	54	-21.12	-	-	-	-	244	299	H
10.291	31.22	PK-U	37.3	-23.5	0	45.02	-	-	-	-	68.2	-23.18	235	317	H
* 7.737	33.07	PK-U	35.7	-25.6	0	43.17	-	-	74	-30.83	-	-	131	180	V
* 7.734	23.45	ADR	35.7	-25.6	.28	33.83	54	-20.17	-	-	-	-	131	180	V
10.52	31.07	PK-U	37.6	-22.5	0	46.17	-	-	-	-	68.2	-22.03	151	187	V

* - indicates frequency in CFR47 Pt 15 / IC RSS-Restricted Band

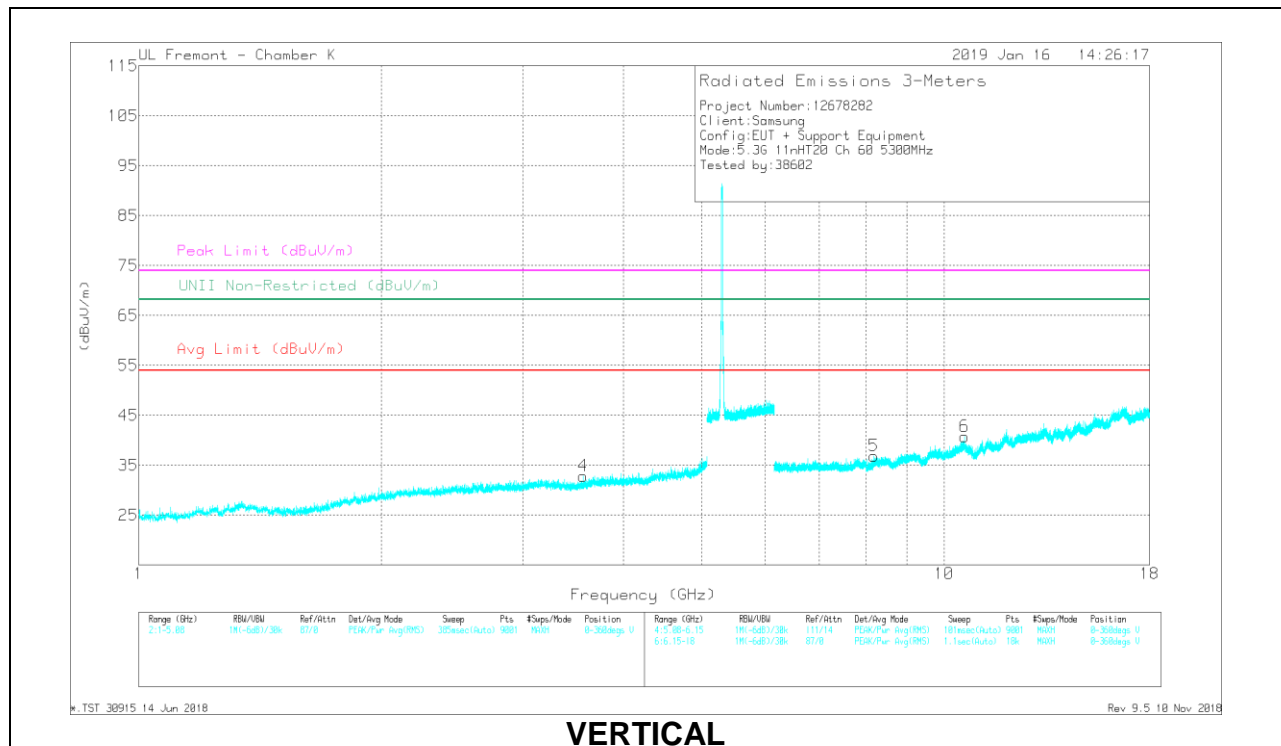
PK-U - U-NII: Maximum Peak

ADR - U-NII AD primary method, RMS average

MID CHANNEL RESULTS



HORIZONTAL



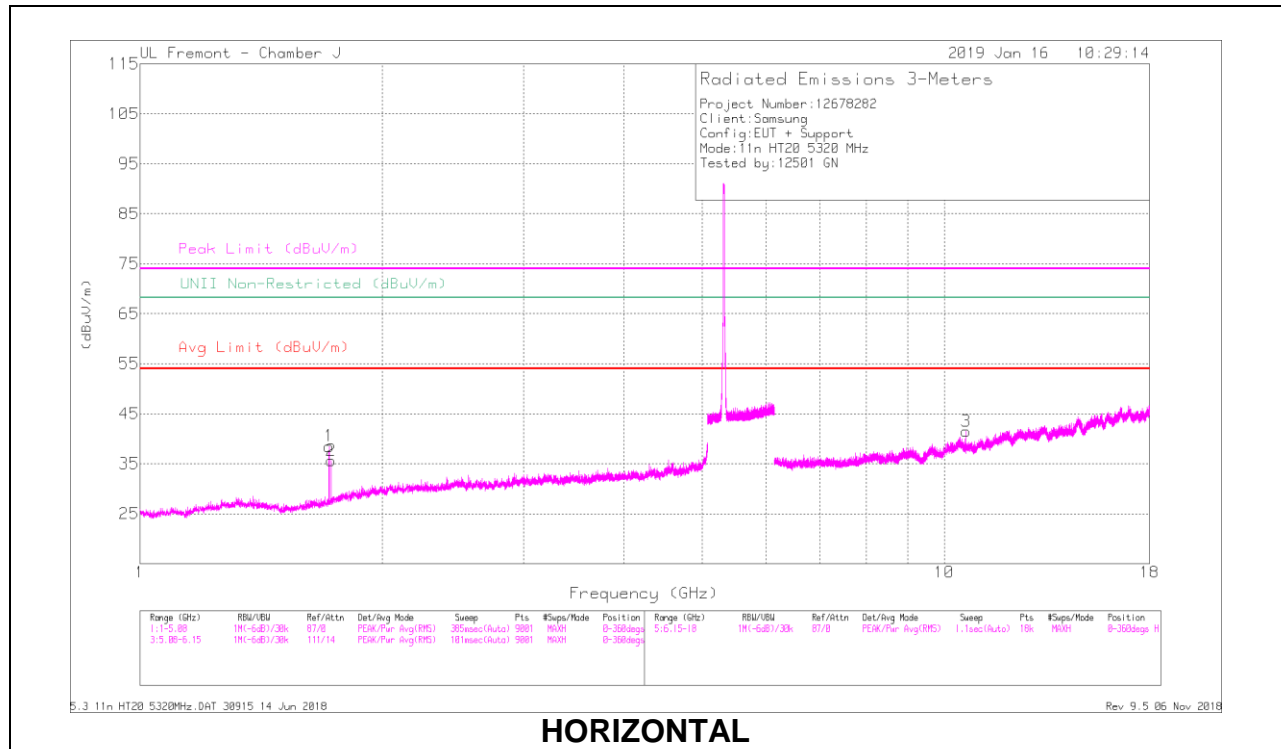
VERTICAL

RADIATED EMISSIONS

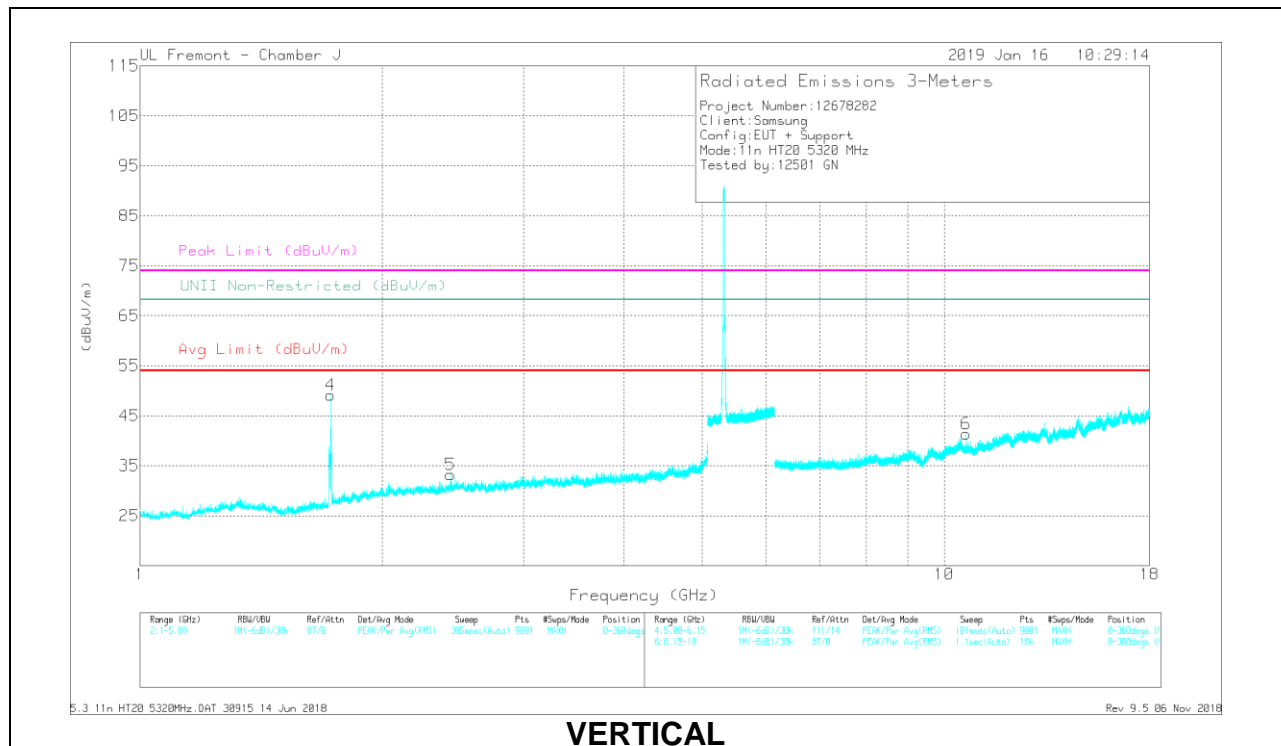
Frequency (GHz)	Meter Reading (dBuV)	Det	AF T344 (dB/m)	AmpCoeff/Pad (dB)	DC Corr (dB)	Corrected Reading (dBuV/m)	Avg Limit (dBuV/m)	Margin (dB)	Peak Limit (dBuV/m)	PK Margin (dB)	UNII Non-Restricted (dBuV/m)	PK Margin (dB)	Azimuth (Degs)	Height (cm)	Polarity
2.402	40.44	PK-U	32	-35	0	37.44	-	-	-	-	68.2	-30.76	160	242	H
* 3.726	38.15	PK-U	33.3	-32	0	39.45	-	-	74	-34.55	-	-	262	170	H
* 3.722	28.9	ADR	33.2	-32	.28	30.37	54	-23.63	-	-	-	-	262	170	H
* 3.562	38.83	PK-U	32.9	-32.4	0	39.33	-	-	74	-34.67	-	-	328	136	V
* 3.562	28.46	ADR	32.9	-32.4	.28	29.23	54	-24.77	-	-	-	-	328	136	V
* 11.699	32.68	PK-U	38.2	-20.8	0	50.08	-	-	74	-23.92	-	-	139	225	H
* 11.834	20.45	ADR	38.4	-20.9	.28	38.22	54	-15.78	-	-	-	-	139	225	H
* 8.183	32.79	PK-U	35.7	-25	0	43.49	-	-	74	-30.51	-	-	24	131	V
* 8.184	23.15	ADR	35.7	-25	.28	34.12	54	-19.88	-	-	-	-	24	131	V
* 11.81	31.27	PK-U	38.4	-20.9	0	48.67	-	-	74	-25.13	-	-	288	241	V
* 11.83	20.7	ADR	38.4	-20.9	.28	38.47	54	-15.53	-	-	-	-	288	241	V

* - indicates frequency in CFR47 Pt 15 / IC RSS-Restricted Band
 PK-U - U-NII: Maximum Peak
 ADR - U-NII AD primary method, RMS average

HIGH CHANNEL RESULTS



HORIZONTAL



VERTICAL

RADIATED EMISSIONS

Frequency (GHz)	Meter Reading (dBuV)	Det	AF A10067 (dB/m)	Amp/Coeff/Pad (dB)	DC Corr (dB)	Corrected Reading (dBuV/m)	Avg Limit (dBuV/m)	Margin (dB)	Peak Limit (dBuV/m)	PK Margin (dB)	UNII Non-Restricted (dBuV/m)	PK Margin (dB)	Azimuth (Degs)	Height (cm)	Polarity
1.718	41.18	PK-U	29.3	-35.8	0	34.68	-	-	-	-	68.2	-33.52	296	396	H
1.718	32.47	ADR	29.3	-35.8	.28	26.22	-	-	-	-	-	-	296	396	H
1.729	45.05	PK-U	29.5	-35.8	0	38.75	-	-	-	-	68.2	-29.45	154	229	H
1.73	32.29	ADR	29.5	-35.8	.28	26.24	-	-	-	-	-	-	154	229	H
1.727	42.81	PK-U	29.5	-35.7	0	36.61	-	-	-	-	68.2	-31.59	199	115	V
1.726	32.06	ADR	29.5	-35.7	.28	26.11	-	-	-	-	-	-	199	115	V
2.434	40.48	PK-U	32.3	-35.5	0	37.28	-	-	-	-	68.2	-30.92	199	104	V
2.432	32.11	ADR	32.3	-35.5	.28	29.16	-	-	-	-	-	-	199	104	V
* 10.64	35.73	PK-U	37.6	-25	0	46.33	-	-	74	-25.67	-	-	112	129	H
* 10.64	27.36	ADR	37.6	-25	.28	40.21	54	-13.79	-	-	-	-	112	129	H
* 10.64	34.01	PK-U	37.6	-25	0	46.61	-	-	74	-27.39	-	-	199	124	V
* 10.64	26.81	ADR	37.6	-25	.28	39.66	54	-14.34	-	-	-	-	199	124	V

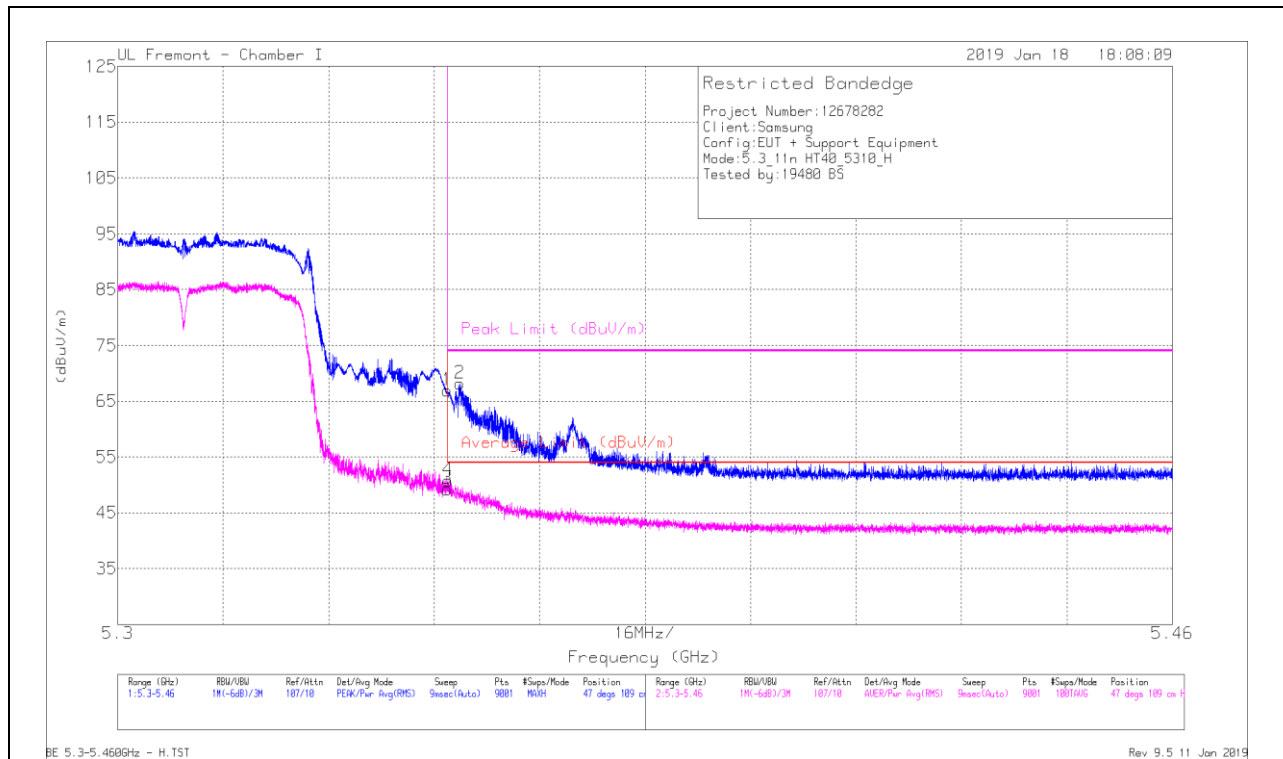
* - indicates frequency in CFR47 Pt 15 / IC RSS-Restricted Band
 PK-U - U-NII: Maximum Peak
 ADR - U-NII AD primary method, RMS average

9.1.7. TX ABOVE 1 GHz 802.11n HT40 MODE IN THE 5.3 GHz BAND

1TX Antenna 1 MODE

BANDEDGE (HIGH CHANNEL)

HORIZONTAL RESULT



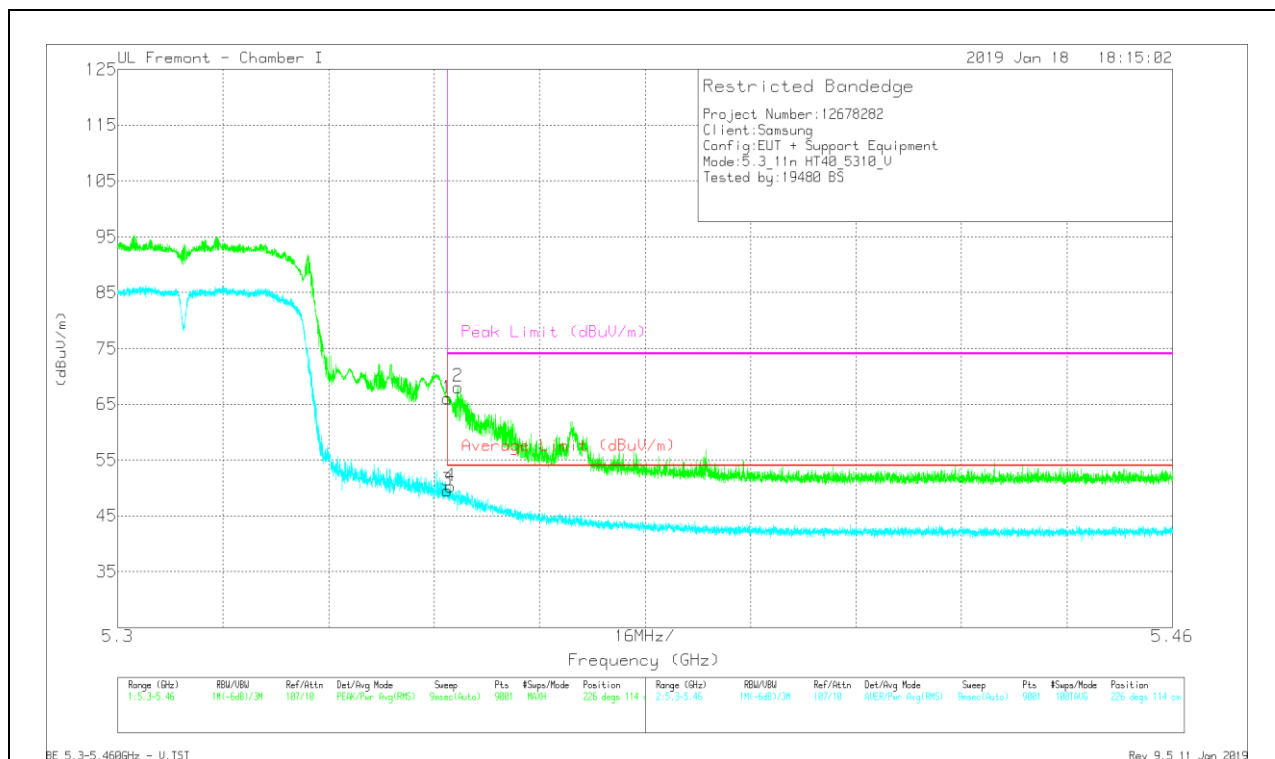
Marker	Frequency (GHz)	Meter Reading (dBUV)	Det	AF T862 (dB/m)	Amp/Cou/Filt/PA d (dB)	DC Corr (dB)	Corrected Reading (dBUV/m)	Average Limit (dBUV/m)	Margin (dB)	Peak Limit (dBUV/m)	PK Margin (dB)	Azimuth (Degs)	Height (cm)	Polarity
1	* 5.35	50.63	Pk	34.5	-18.3	0	66.83	-	-	74	-7.12	47	109	H
2	* 5.352	51.98	Pk	34.5	-18.3	0	68.18	-	-	74	-5.82	47	109	H
3	* 5.35	32.33	RMS	34.5	-18.3	71	49.24	54	-4.76	-	-	47	109	H
4	* 5.35	33.84	RMS	34.5	-18.3	71	50.75	54	-3.25	-	-	47	109	H

* - indicates frequency in CFR47 Pt 15 / IC RSS-Restricted Band

Pk - Peak detector

RMS - RMS detection

VERTICAL RESULT



Marker	Frequency (GHz)	Meter Reading (dBuV)	Det	AF T862 (dBm)	Amp/CU/Ftr/Pa d (dB)	DC Corr (dB)	Corrected Reading (dBuV/m)	Average Limit (dBuV/m)	Margin (dB)	Peak Limit (dBuV/m)	PK Margin (dB)	Azimuth (Degs)	Height (cm)	Polarity
1	* 5.35	49.84	Pk	34.5	-18.3	0	66.04	-	-	74	-7.96	226	114	V
2	* 5.352	51.91	Pk	34.5	-18.3	0	68.11	-	-	74	-5.89	226	114	V
3	* 5.35	32.6	RMS	34.5	-18.3	.71	49.51	54	-4.49	-	-	226	114	V
4	* 5.35	33.38	RMS	34.5	-18.3	.71	50.29	54	-3.71	-	-	226	114	V

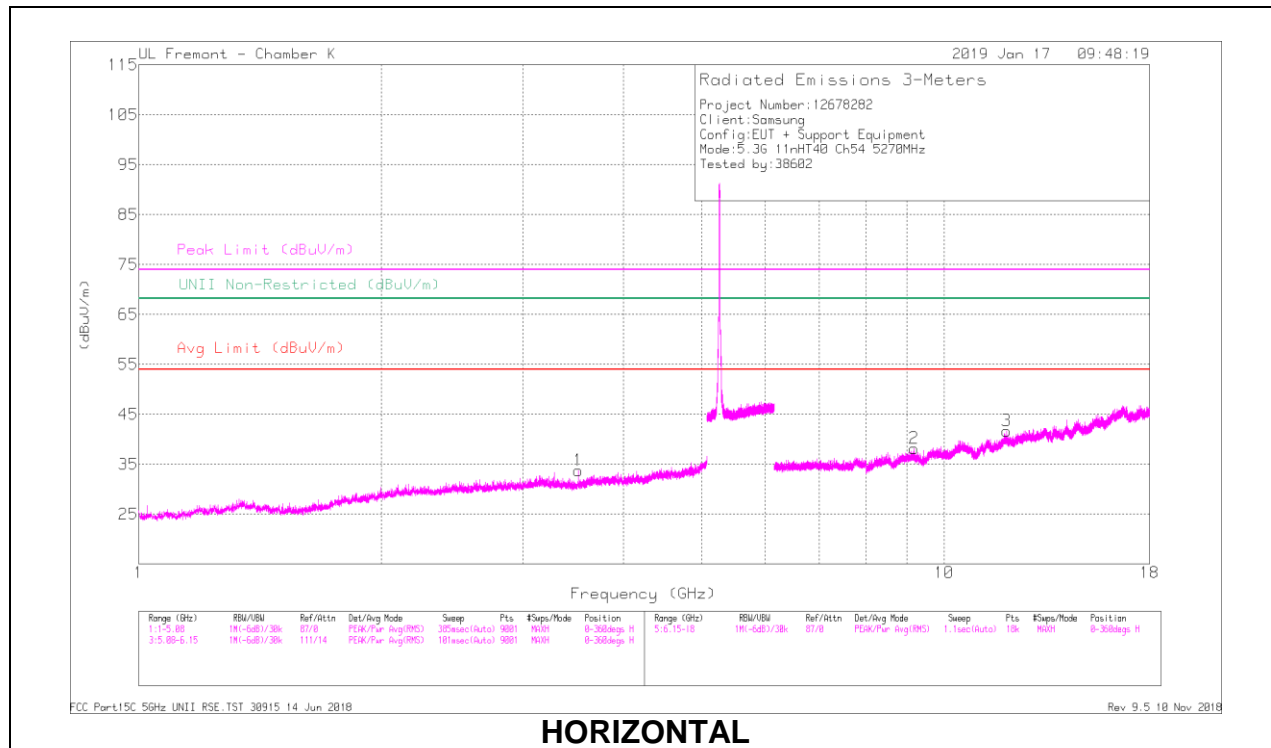
* - indicates frequency in CFR47 Pt 15 / IC RSS-Restricted Band

Pk - Peak detector

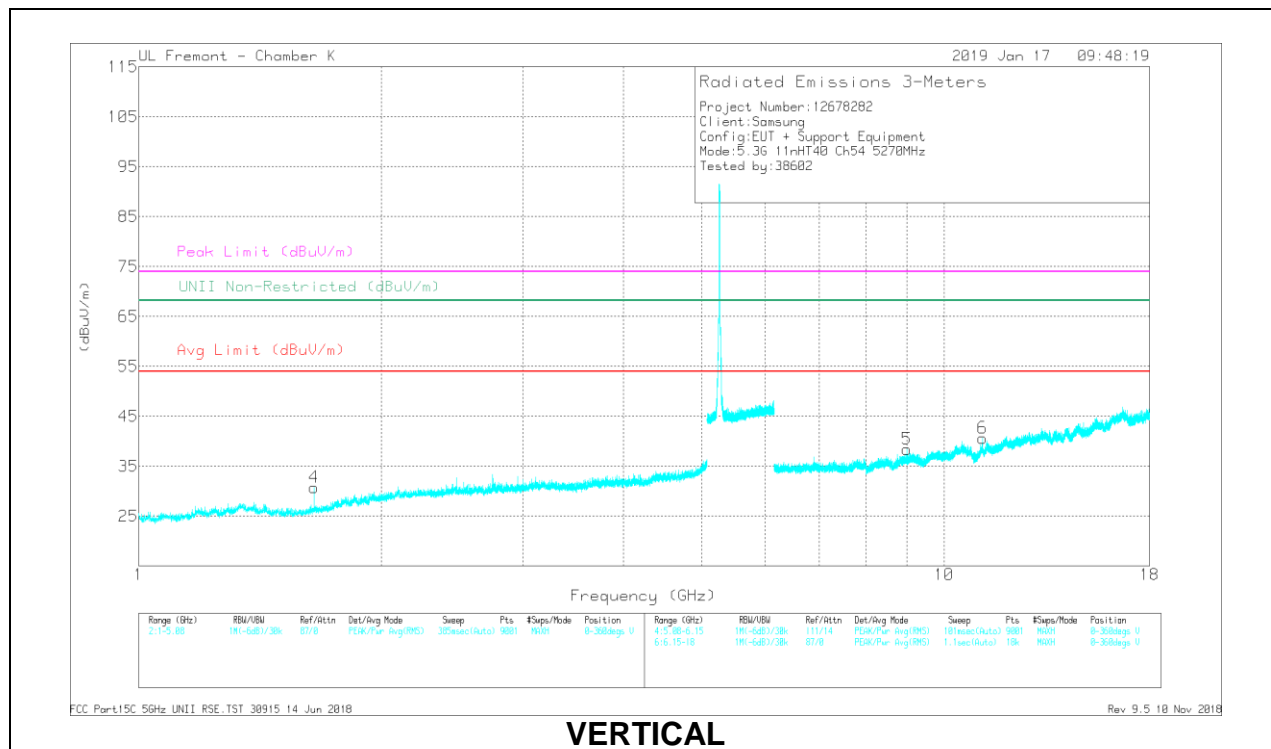
RMS - RMS detection

HARMONICS AND SPURIOUS EMISSIONS

LOW CHANNEL RESULTS



HORIZONTAL



VERTICAL

RADIATED EMISSIONS

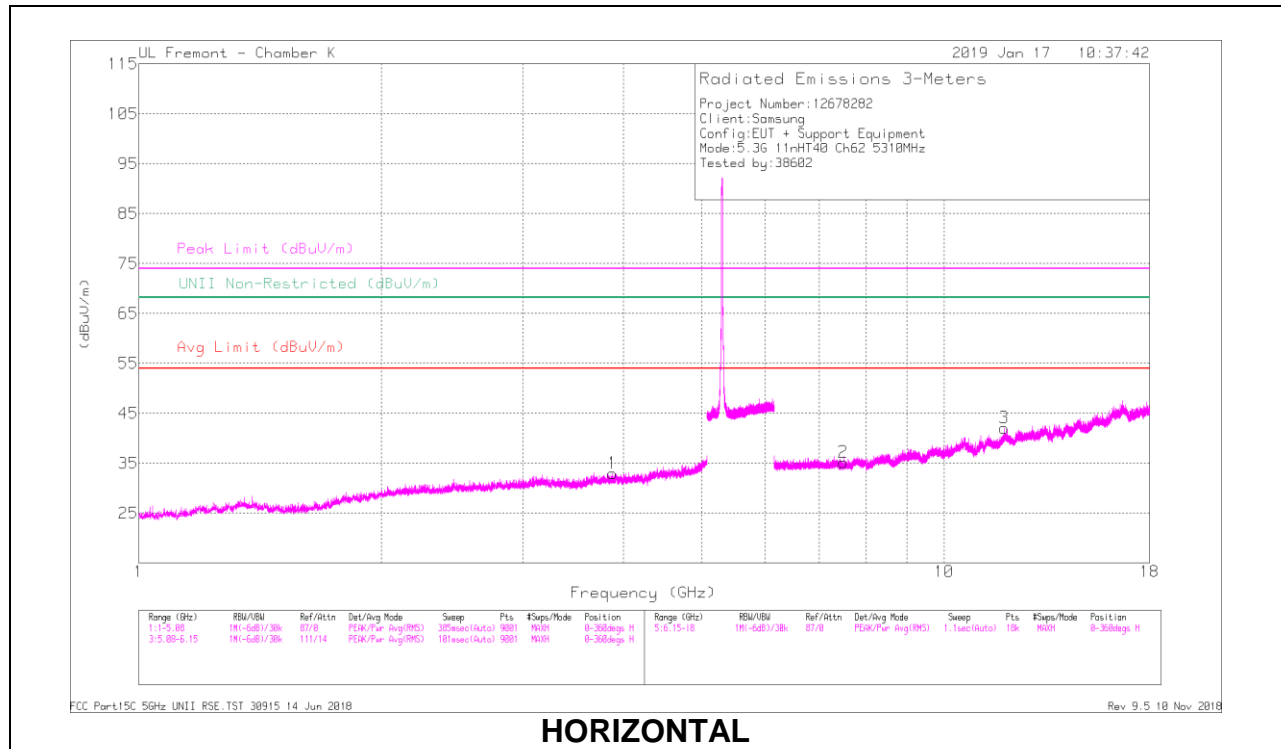
Frequency (GHz)	Meter Reading (dBuV)	Det	AF T344 (dB/m)	AmpCoEffR/Pad (dB)	DC Corr (dB)	Corrected Reading (dBuV/m)	Avg Limit (dBuV/m)	Margin (dB)	Peak Limit (dBuV/m)	PK Margin (dB)	UNII Non-Restricted (dBuV/m)	PK Margin (dB)	Azimuth (Degs)	Height (cm)	Polarity
* 3.513	39.25	PK-U	32.7	-32.7	0	39.25	-	-	74	-34.75	-	-	60	101	H
* 3.513	29.96	ADR	32.7	-32.7	.71	30.67	54	-23.33	-	-	-	-	60	101	H
1.651	41.21	PK-U	28.5	-35.2	0	34.51	-	-	-	-	68.2	-33.69	323	187	V
* 9.174	31.67	PK-U	36.2	-23.9	0	43.97	-	-	74	-30.03	-	-	220	135	H
* 9.174	22.06	ADR	36.2	-23.9	.71	35.07	54	-18.93	-	-	-	-	220	135	H
* 11.958	30.16	PK-U	38.5	-20.2	0	48.46	-	-	74	-25.54	-	-	60	226	H
* 11.954	20.13	ADR	38.5	-20.2	.71	39.14	54	-14.86	-	-	-	-	60	226	H
8.987	31.81	PK-U	36	-24	0	43.81	-	-	-	-	68.2	-24.39	31	313	V
* 11.171	30.32	PK-U	37.9	-21.1	0	47.12	-	-	74	-26.88	-	-	158	386	V
* 11.172	20.49	ADR	37.9	-21.1	.71	38	54	-16	-	-	-	-	158	386	V

* - indicates frequency in CFR47 Pt 15 / IC RSS-Restricted Band

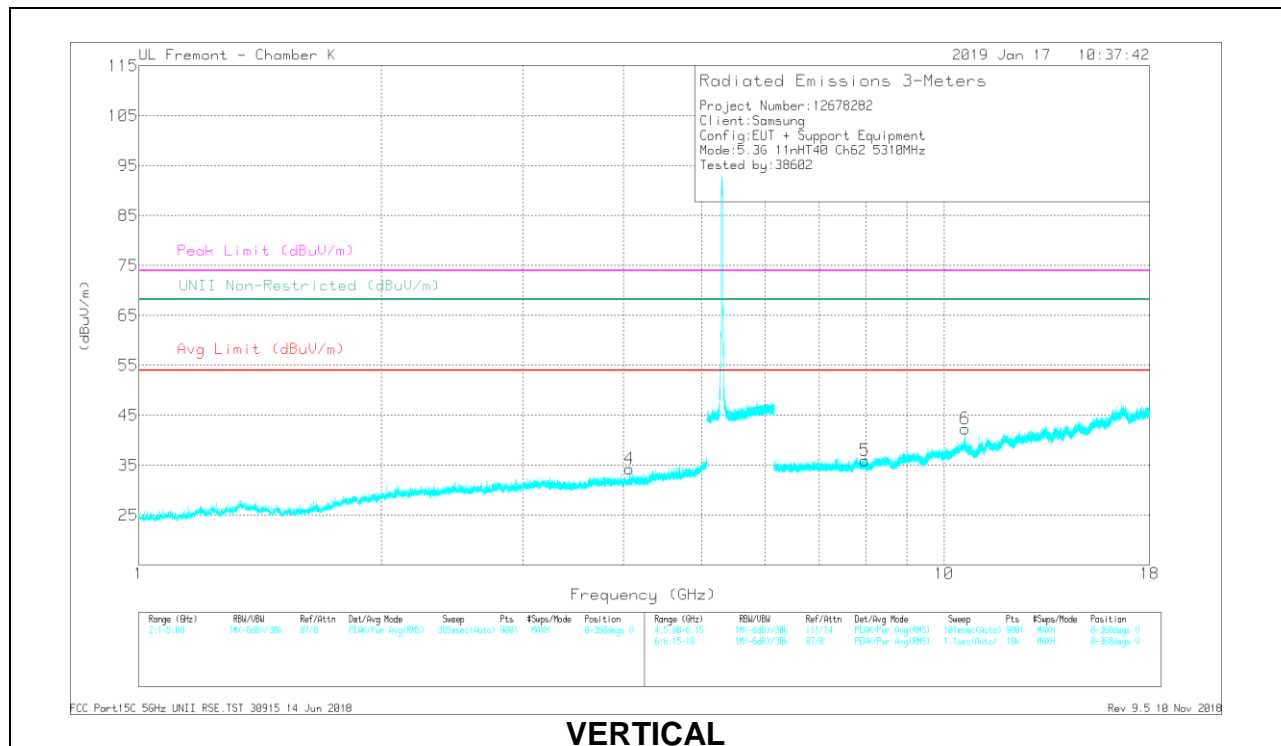
PK-U - U-NII: Maximum Peak

ADR - U-NII AD primary method, RMS average

HIGH CHANNEL RESULTS



HORIZONTAL



VERTICAL

RADIATED EMISSIONS

Frequency (GHz)	Meter Reading (dBuV)	Det	AF T344 (dB/m)	AmpCoEffR/Pad (dB)	DC Corr (dB)	Corrected Reading (dBuV/m)	Avg Limit (dBuV/m)	Margin (dB)	Peak Limit (dBuV/m)	PK Margin (dB)	UNII Non-Restricted (dBuV/m)	PK Margin (dB)	Azimuth (Degs)	Height (cm)	Polarity
* 3.877	38.27	PK-U	33.4	-31.8	0	39.87	-	-	74	-34.13	-	-	61	336	H
* 3.874	28.44	ADR	33.4	-31.8	.71	30.75	54	-23.25	-	-	-	-	61	336	H
* 4.066	35	PK-U	33.5	-31.3	0	40.2	-	-	74	-33.8	-	-	84	366	V
* 4.065	27.65	ADR	33.5	-31.3	.71	30.56	54	-23.44	-	-	-	-	84	366	V
* 7.497	33.65	PK-U	35.6	-26.6	0	42.65	-	-	74	-31.35	-	-	133	367	H
* 7.5	23.59	ADR	35.6	-26.6	.71	33.3	54	-20.7	-	-	-	-	133	367	H
* 11.889	30.51	PK-U	38.4	-20.4	0	48.51	-	-	74	-25.49	-	-	274	172	H
* 11.886	21.2	ADR	38.4	-20.5	.71	39.81	54	-14.19	-	-	-	-	274	172	H
* 10.62	33.29	PK-U	37.7	-22.8	0	48.19	-	-	74	-25.81	-	-	243	106	V
* 10.62	25.25	ADR	37.7	-22.8	.71	40.66	54	-13.14	-	-	-	-	243	106	V
7.97	32.76	PK-U	35.7	-26	0	42.46	-	-	-	-	68.2	-25.74	15	333	V

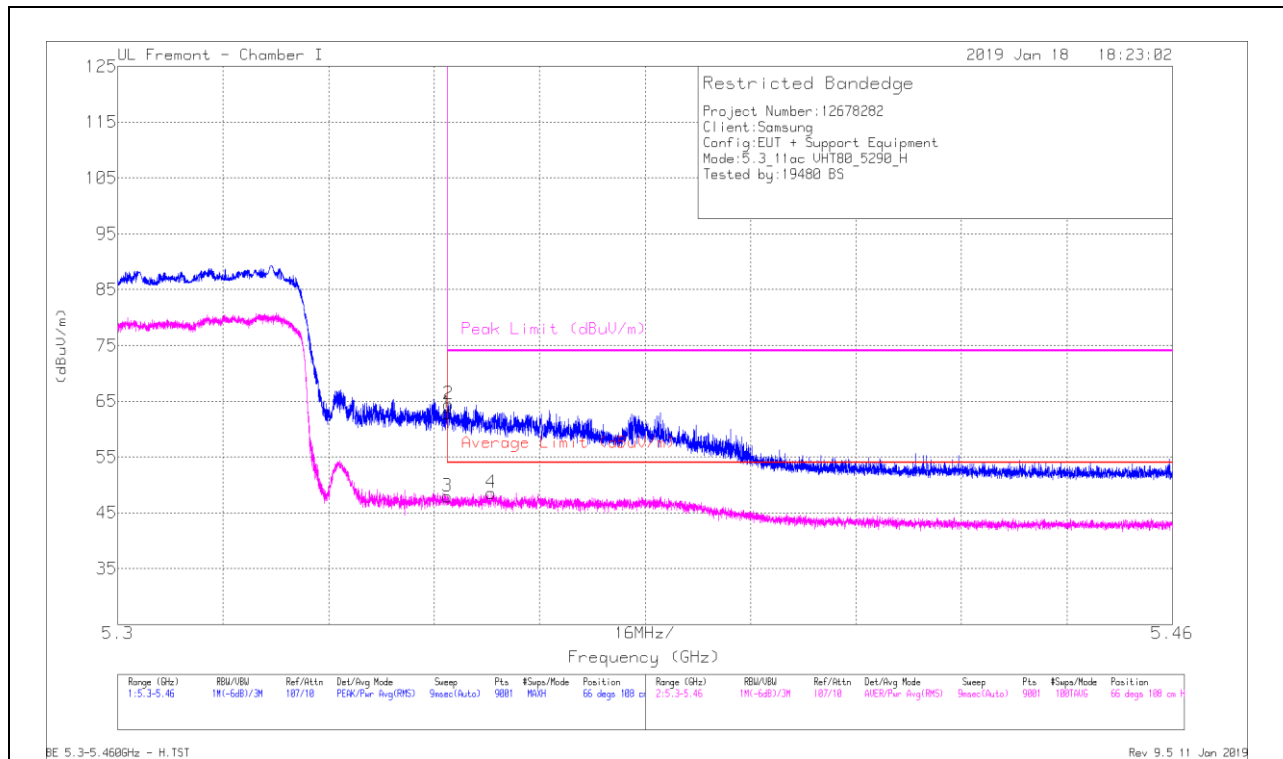
* - indicates frequency in CFR47 Pt 15 / IC RSS-Restricted Band
 PK-U - U-NII: Maximum Peak
 ADR - U-NII AD primary method, RMS average

9.1.8. TX ABOVE 1 GHz 802.11ac VHT80 MODE IN THE 5.3 GHz BAND

1TX Antenna 1 MODE

BANDEDGE (MID CHANNEL)

HORIZONTAL RESULT



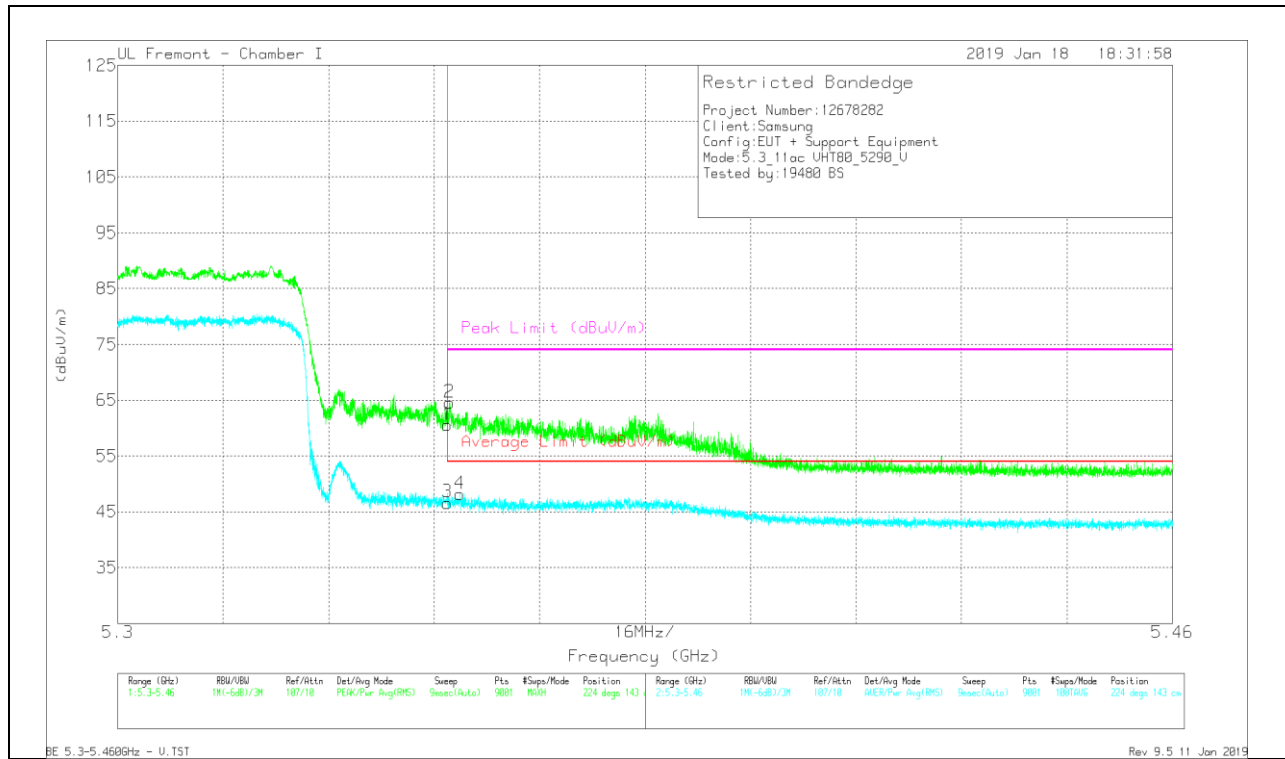
Marker	Frequency (GHz)	Meter Reading (dBuV)	Det	AF T862 (dB/m)	Amp/Cou/Filt/PA d (dB)	DC Corr (dB)	Corrected Reading (dBuV/m)	Average Limit (dBuV/m)	Margin (dB)	Peak Limit (dBuV/m)	PK Margin (dB)	Azimuth (Degs)	Height (cm)	Polarity
1	* 5.35	48.67	Pk	34.5	-18.3	0	62.87	-	-	74	-11.13	66	108	H
2	* 5.35	48.23	Pk	34.5	-18.3	0	64.43	-	-	74	-9.57	66	108	H
3	* 5.35	30.41	RMS	34.5	-18.3	1.29	47.9	54	-6.1	-	-	66	108	H
4	* 5.357	31.1	RMS	34.4	-18.2	1.29	48.59	54	-5.41	-	-	66	108	H

* - indicates frequency in CFR47 Pt 15 / IC RSS-Restricted Band

Pk - Peak detector

RMS - RMS detection

VERTICAL RESULT

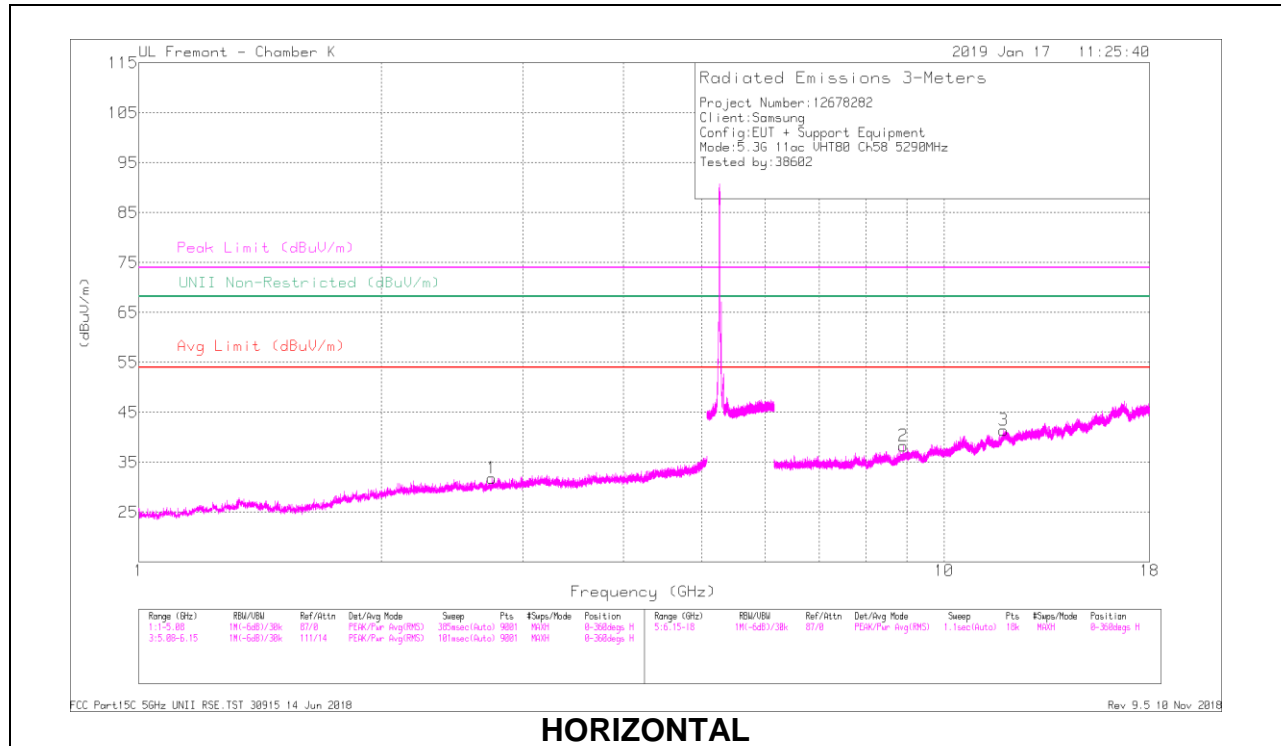


Marker	Frequency (GHz)	Meter Reading (dBuV)	Det	AF T862 (dB/m)	Amp/Cou/Filt/Pa d (dB)	DC Corr (dB)	Corrected Reading (dBuV/m)	Average Limit (dBuV/m)	Margin (dB)	Peak Limit (dBuV/m)	PK Margin (dB)	Azimuth (Degs)	Height (cm)	Polarity
1	* 5.35	44.43	Pk	34.5	-18.3	0	60.63	-	-	74	-13.37	224	143	V
2	* 5.35	48.42	Pk	34.5	-18.3	0	64.62	-	-	74	-9.38	224	143	V
3	* 5.35	29.14	RMS	34.5	-18.3	1.29	46.63	54	-7.37	-	-	224	143	V
4	* 5.352	30.64	RMS	34.5	-18.3	1.29	48.13	54	-5.87	-	-	224	143	V

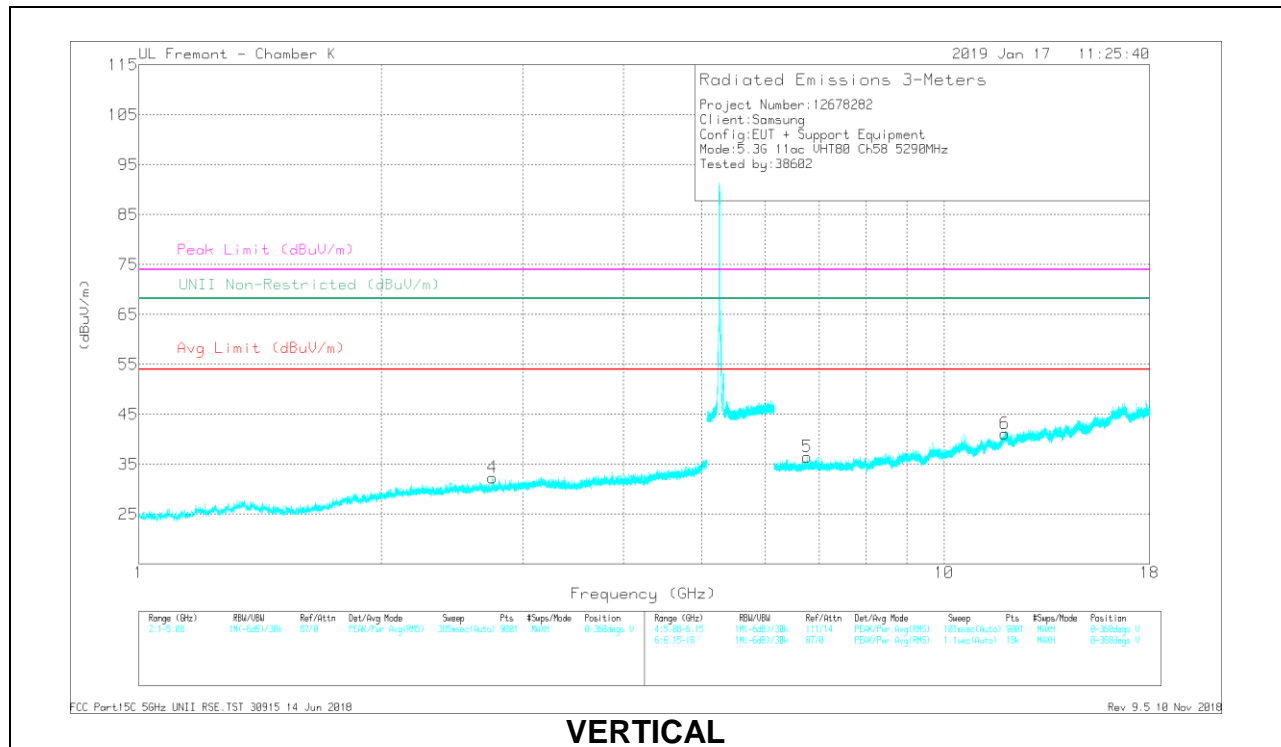
* - indicates frequency in CFR47 Pt 15 / IC RSS-Restricted Band
 Pk - Peak detector
 RMS - RMS detection

HARMONICS AND SPURIOUS EMISSIONS

MID CHANNEL RESULTS



HORIZONTAL



VERTICAL

RADIATED EMISSIONS

Frequency (GHz)	Meter Reading (dBuV)	Det	AF T344 (dB/m)	AmpCoeff/Pad (dB)	DC Corr (dB)	Corrected Reading (dBuV/m)	Avg Limit (dBuV/m)	Margin (dB)	Peak Limit (dBuV/m)	PK Margin (dB)	UNII Non-Restricted (dBuV/m)	PK Margin (dB)	Azimuth (Degs)	Height (cm)	Polarity
* 2.744	40.43	PK-U	32.2	-34.4	0	38.23	-	-	74	-35.77	-	-	7	166	H
* 2.746	30.7	ADR	32.2	-34.4	1.29	29.79	54	-24.21	-	-	-	-	7	166	H
* 2.752	41.02	PK-U	32.2	-34.5	0	38.72	-	-	74	-35.28	-	-	306	142	V
* 2.75	30.98	ADR	32.2	-34.5	1.29	29.97	54	-24.03	-	-	-	-	306	142	V
* 11.853	30.36	PK-U	38.4	-20.8	0	47.96	-	-	74	-26.04	-	-	161	290	H
* 11.856	20.83	ADR	38.4	-20.8	1.29	39.72	54	-14.28	-	-	-	-	161	290	H
8.896	30.99	PK-U	36.1	-23.7	0	43.39	-	-	-	-	68.2	-24.81	27	109	H
* 11.902	30.06	PK-U	38.4	-20.3	0	48.16	-	-	74	-25.84	-	-	227	318	V
* 11.904	20.5	ADR	38.4	-20.3	1.29	39.89	54	-14.11	-	-	-	-	227	318	V
6.764	34.67	PK-U	35.5	-27.1	0	43.07	-	-	-	-	68.2	-25.13	345	307	V

* - indicates frequency in CFR47 Pt 15 / IC RSS-Restricted Band

PK-U - U-NII: Maximum Peak

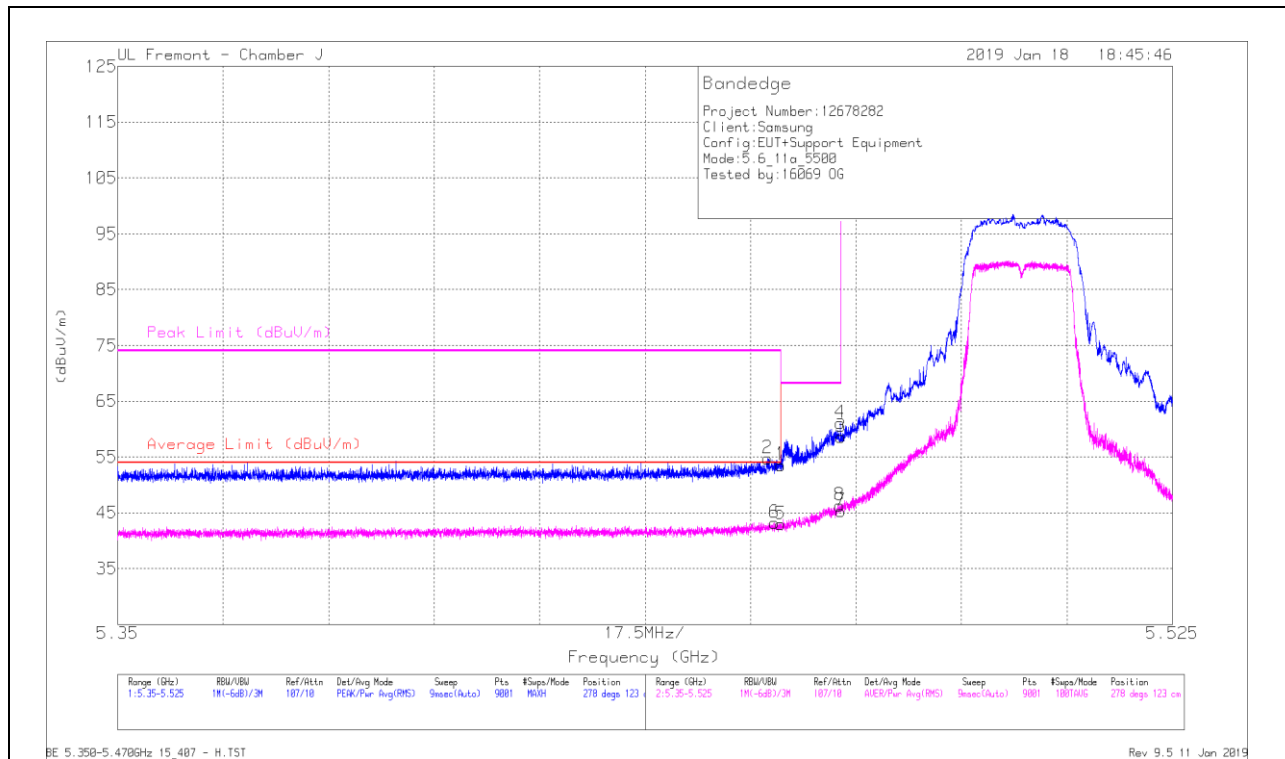
ADR - U-NII AD primary method, RMS average

9.1.9. TX ABOVE 1 GHz 802.11a MODE IN THE 5.6 GHz BAND

1TX Antenna 1 MODE

BANDEDGE (LOW CHANNEL)

HORIZONTAL RESULT



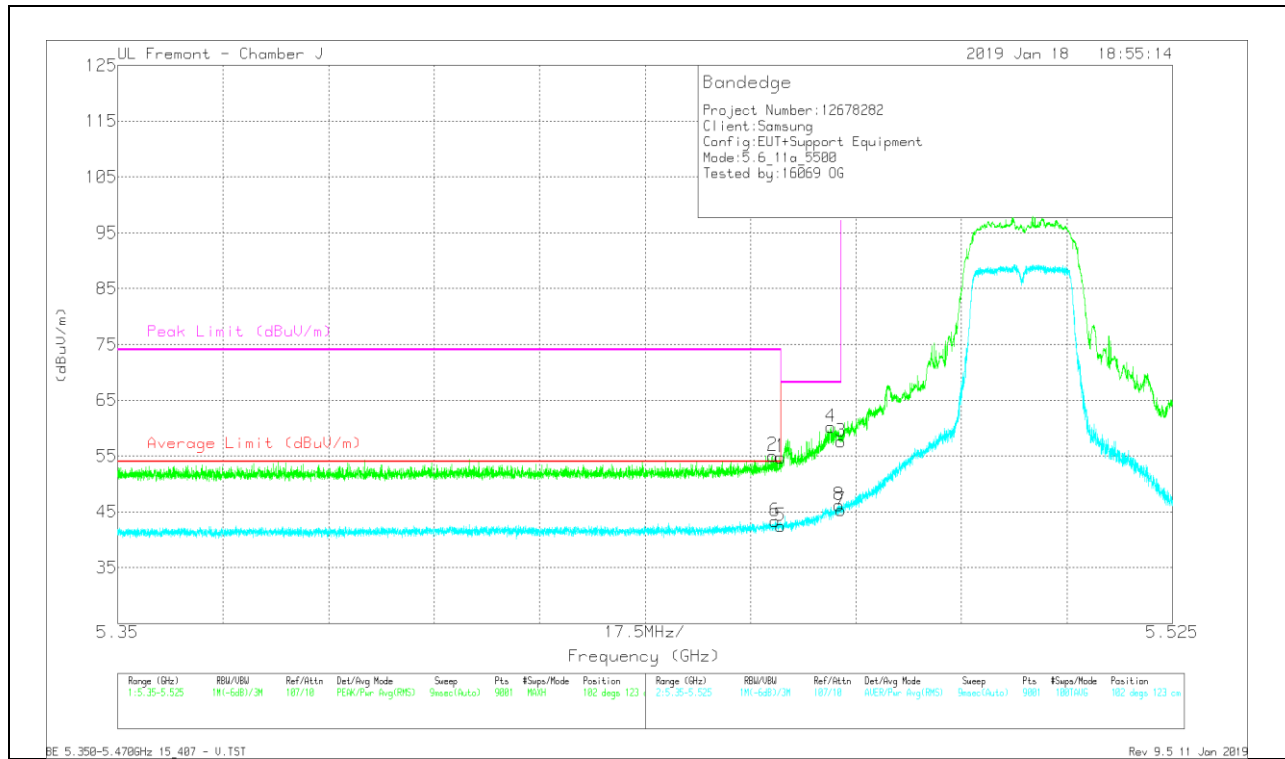
Marker	Frequency (GHz)	Meter Reading (dBuV)	Det	AF AT0067 (dB/m)	Amp/CBI/Fltr/Pad (dB)	DC Corr (dB)	Corrected Reading (dBuV/m)	Average Limit (dBuV/m)	Margin (dB)	Peak Limit (dBuV/m)	PK Margin (dB)	Azimuth (Degs)	Height (cm)	Polarity
1	* 5.46	39.98	Pk	34.5	-20.9	0	53.58	-	-	74	-20.42	278	123	H
2	* 5.458	41.19	Pk	34.5	-20.9	0	54.79	-	-	74	-19.21	278	123	H
3	5.47	45.02	Pk	34.5	-20.9	0	58.62	-	-	68.2	-9.58	278	123	H
4	5.47	47.46	Pk	34.5	-20.9	0	61.06	-	-	68.2	-7.14	278	123	H
5	* 5.46	29.08	RMS	34.5	-20.9	.27	42.95	54	-11.05	-	-	278	123	H
6	* 5.459	29.33	RMS	34.5	-20.9	.27	43.2	54	-10.8	-	-	278	123	H
7	5.47	31.5	RMS	34.5	-20.9	.27	45.37	-	-	-	-	278	123	H
8	5.47	32.47	RMS	34.5	-20.9	.27	46.34	-	-	-	-	278	123	H

* - indicates frequency in CFR47 Pt 15 / IC RSS-Restricted Band

Pk - Peak detector

RMS - RMS detection

VERTICAL RESULT

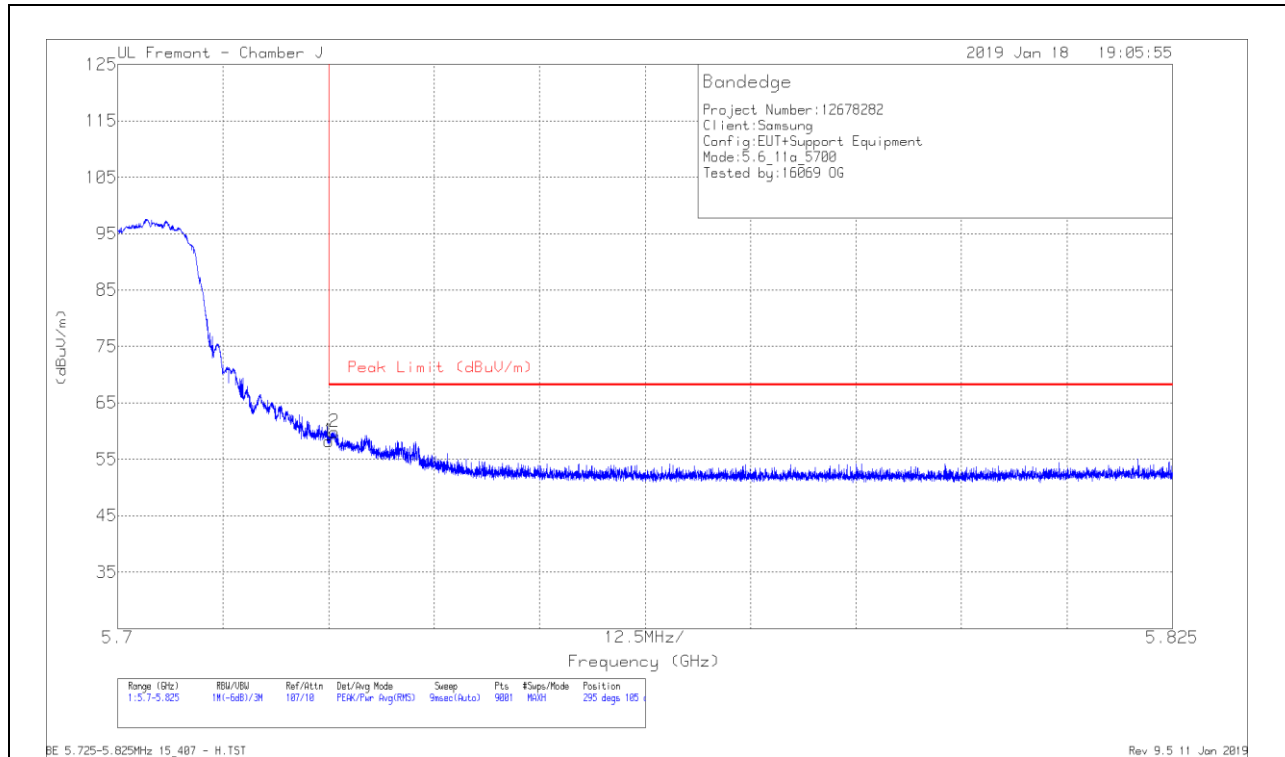


Marker	Frequency (GHz)	Meter Reading (dBuV)	Det	AF AT10067 (dB/m)	Amp/Cb/Filtr/Pad (dB)	DC Corr (dB)	Corrected Reading (dBuV/m)	Average Limit (dBuV/m)	Margin (dB)	Peak Limit (dBuV/m)	PK Margin (dB)	Azimuth (Degs)	Height (cm)	Polarity
1	* 5.46	41.22	Pk	34.5	-20.9	0	54.82	-	-	74	-19.18	102	123	V
2	* 5.459	41.47	Pk	34.5	-20.9	0	55.07	-	-	74	-18.93	102	123	V
3	5.47	44.04	Pk	34.5	-20.9	0	57.64	-	-	68.2	-10.56	102	123	V
4	5.468	46.51	Pk	34.5	-20.8	0	60.21	-	-	68.2	-7.99	102	123	V
5	* 5.46	28.63	RMS	34.5	-20.9	.27	42.5	54	-11.5	-	-	102	123	V
6	* 5.459	29.47	RMS	34.5	-20.9	.27	43.34	54	-10.66	-	-	102	123	V
7	5.47	31.42	RMS	34.5	-20.9	.27	45.29	-	-	-	-	102	123	V
8	5.47	32.35	RMS	34.5	-20.9	.27	46.22	-	-	-	-	102	123	V

* - indicates frequency in CFR47 Pt 15 / IC RSS-Restricted Band
 Pk - Peak detector
 RMS - RMS detection

BANDEDGE (HIGH CHANNEL)

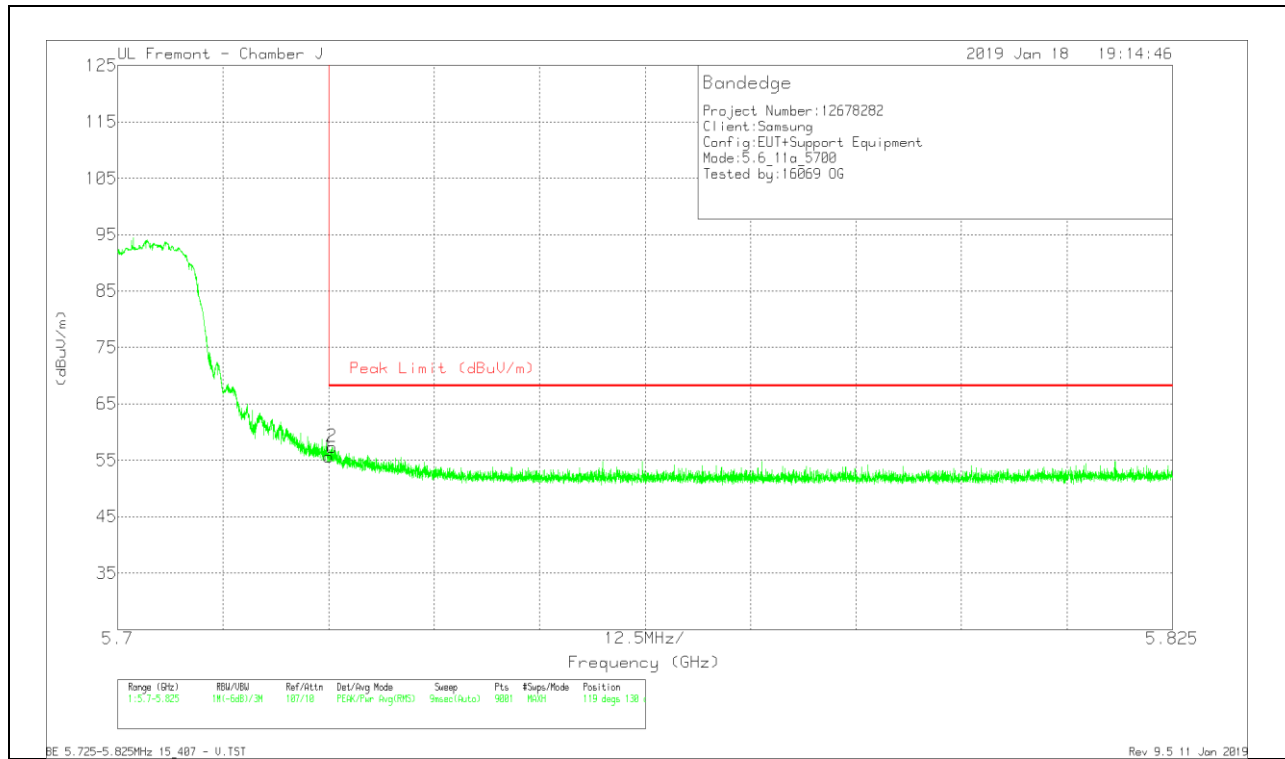
HORIZONTAL RESULT



Marker	Frequency (GHz)	Meter Reading (dBuV)	Det	AF AT0067 (dB/m)	Amp/Cbl/Filtr /Pad (dB)	DC Corr (dB)	Corrected Reading (dBuV/m)	Peak Limit (dBuV/m)	PK Margin (dB)	Azimuth (Degs)	Height (cm)	Polarity
1	5.725	44.32	Pk	34.7	-20.8	0	58.22	68.2	-9.98	295	105	H
2	5.726	45.93	Pk	34.7	-20.8	0	59.83	68.2	-8.37	295	105	H

* - indicates frequency in CFR47 Pt 15 / IC RSS-Restricted Band
 Pk - Peak detector

VERTICAL RESULT

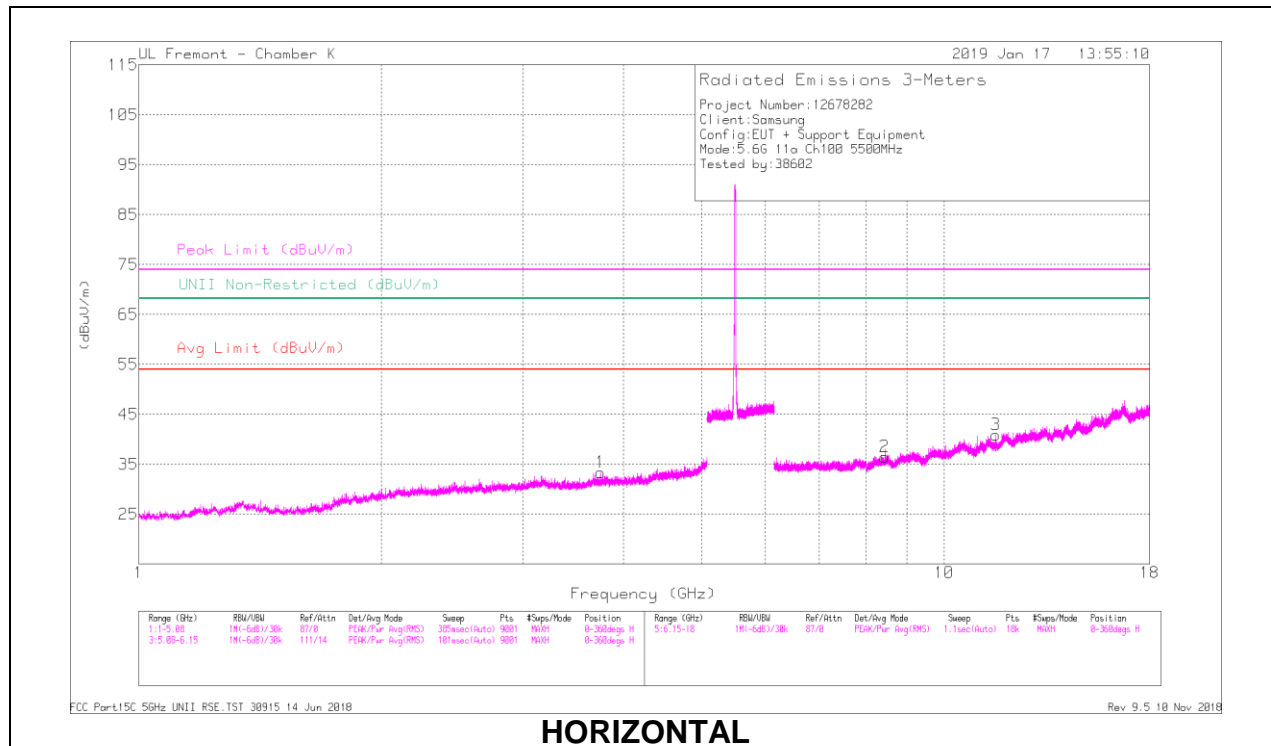


Marker	Frequency (GHz)	Meter Reading (dBuV)	Det	AF AT0067 (dB/m)	Amp/Cbl/Filtr /Pad (dB)	DC Corr (dB)	Corrected Reading (dBuV/m)	Peak Limit (dBuV/m)	PK Margin (dB)	Azimuth (Degs)	Height (cm)	Polarity
1	5.725	41.71	Pk	34.7	-20.8	0	55.61	68.2	-12.59	119	130	V
2	5.725	43.43	Pk	34.7	-20.8	0	57.33	68.2	-10.87	119	130	V

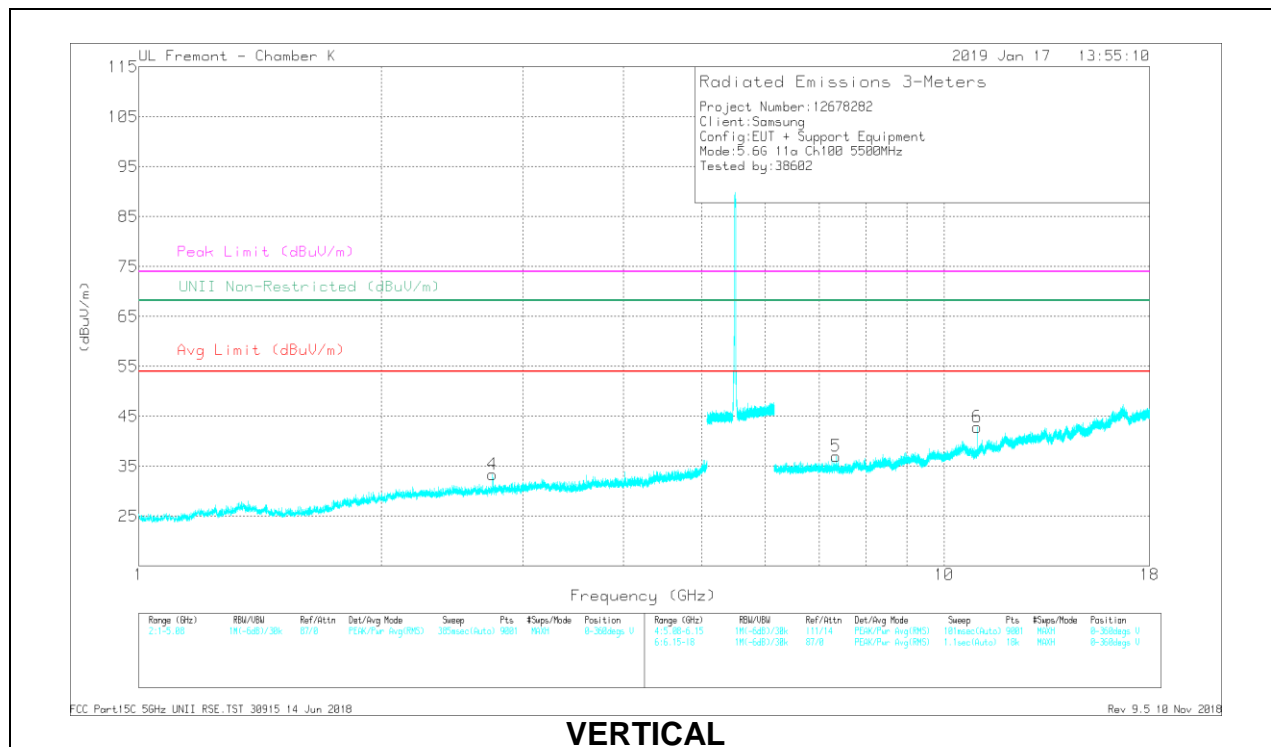
* - indicates frequency in CFR47 Pt 15 / IC RSS-Restricted Band
 Pk - Peak detector

HARMONICS AND SPURIOUS EMISSIONS

LOW CHANNEL RESULTS



HORIZONTAL



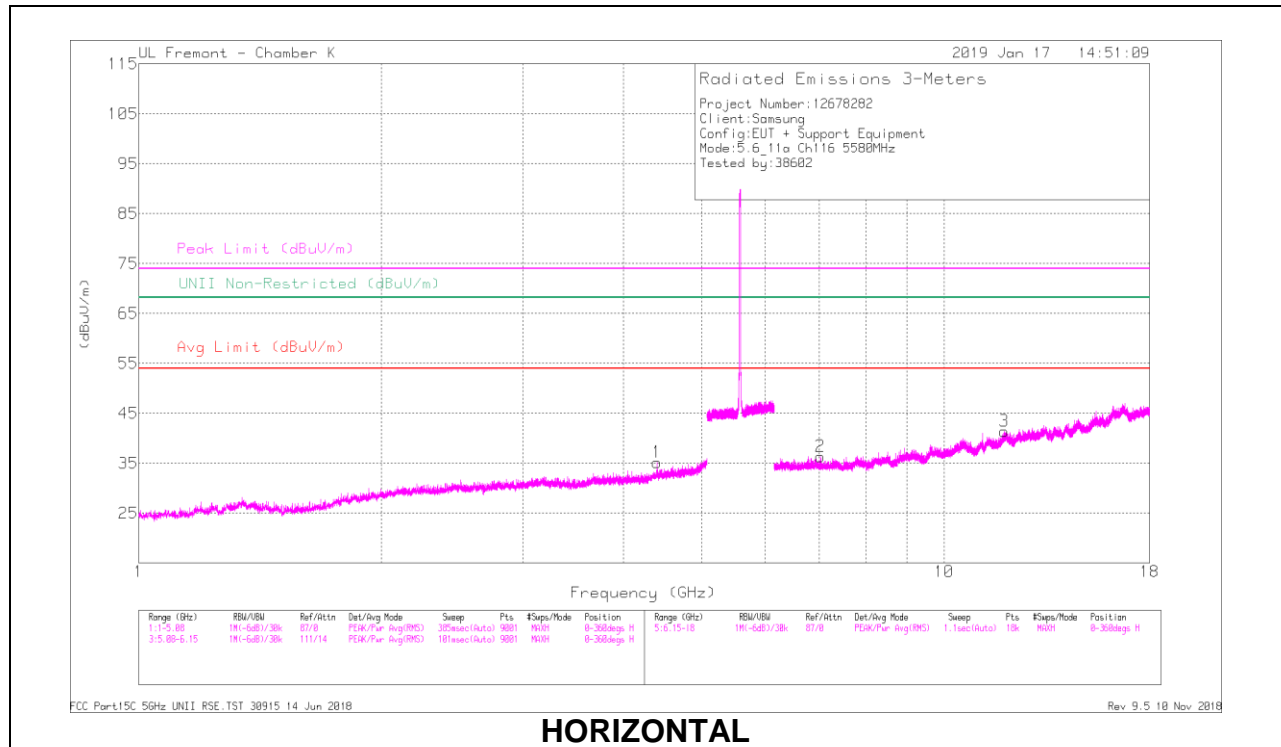
VERTICAL

RADIATED EMISSIONS

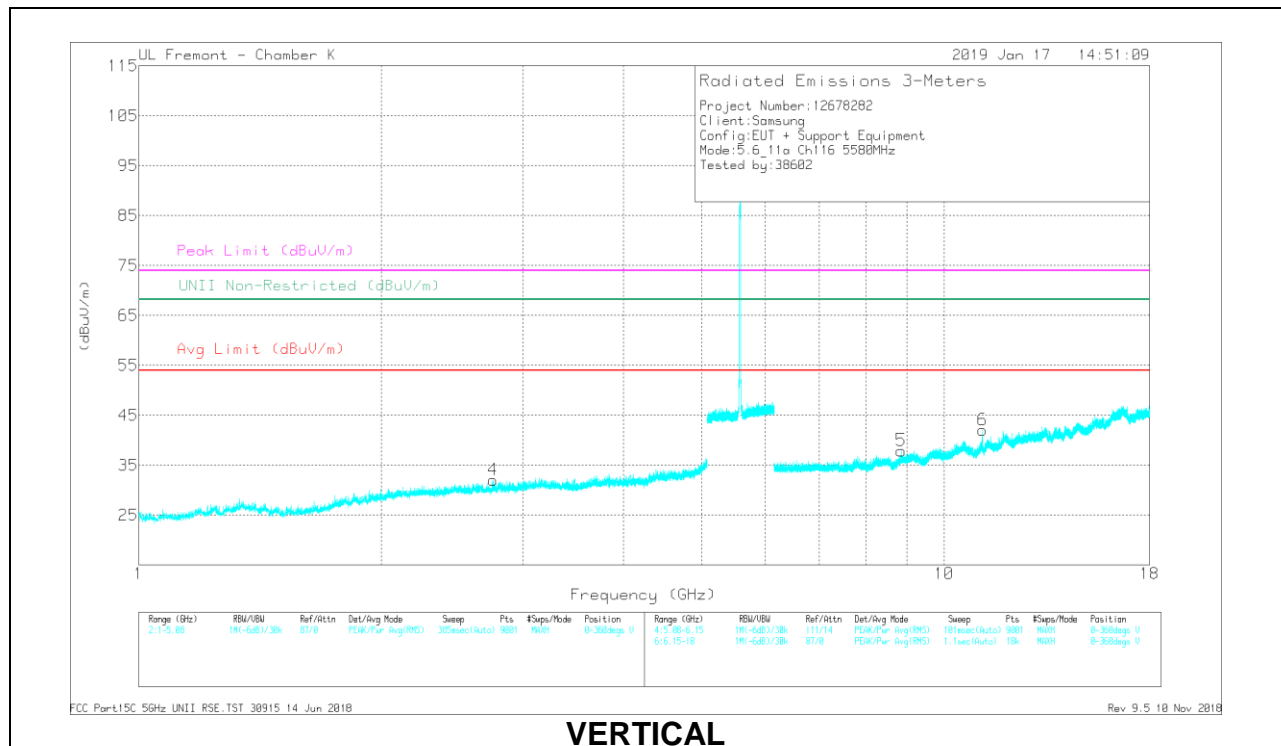
Frequency (GHz)	Meter Reading (dBuV)	Det	AF T344 (dB/m)	AmpCoeff/Pad (dB)	DC Corr (dB)	Corrected Reading (dBuV/m)	Avg Limit (dBuV/m)	Margin (dB)	Peak Limit (dBuV/m)	PK Margin (dB)	UNII Non-Restricted (dBuV/m)	PK Margin (dB)	Azimuth (Degs)	Height (cm)	Polarity
* 3.743	38.78	PK-U	33.3	-31.9	0	40.18	-	-	74	-33.82	-	-	162	251	H
* 3.746	28.19	ADR	33.3	-31.9	.27	29.86	54	-24.14	-	-	-	-	162	251	H
* 2.754	41.67	PK-U	32.2	-34.5	0	33.37	-	-	74	-34.63	-	-	11	287	V
* 2.752	30.99	ADR	32.2	-34.5	.27	28.96	54	-25.04	-	-	-	-	11	287	V
* 8.445	32.21	PK-U	35.8	-24.9	0	43.11	-	-	74	-30.89	-	-	90	300	H
* 8.444	22.61	ADR	35.8	-24.9	.27	33.78	54	-20.22	-	-	-	-	90	300	H
* 11.593	29.62	PK-U	38.2	-20.9	0	46.92	-	-	74	-27.08	-	-	231	391	H
* 11.597	19.32	ADR	38.2	-20.9	.27	36.89	54	-17.11	-	-	-	-	231	391	H
* 7.339	32.55	PK-U	35.5	-26.1	0	41.95	-	-	74	-32.05	-	-	178	227	V
* 7.34	23.72	ADR	35.5	-26.1	.27	33.39	54	-20.61	-	-	-	-	178	227	V
* 11	32.56	PK-U	37.9	-22.1	0	48.36	-	-	74	-25.64	-	-	141	117	V
* 11	26.17	ADR	37.9	-22.1	.27	42.24	54	-11.76	-	-	-	-	141	117	V

* - indicates frequency in CFR47 Pt 15 / IC RSS-Restricted Band
 PK-U - U-NII: Maximum Peak
 ADR - U-NII AD primary method, RMS average

MID CHANNEL RESULTS



HORIZONTAL



VERTICAL

RADIATED EMISSIONS

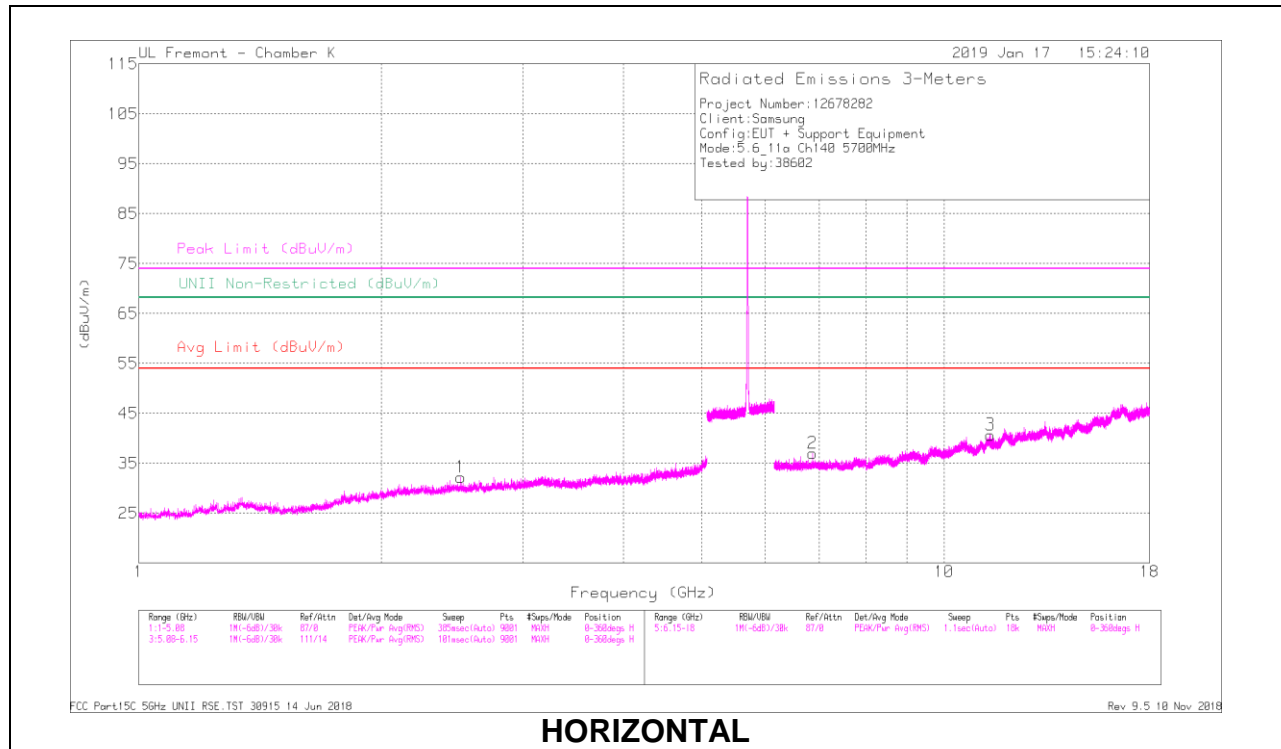
Frequency (GHz)	Meter Reading (dBuV)	Det	AF T344 (dB/m)	AmpCoEffR/Pad (dB)	DC Corr (dB)	Corrected Reading (dBuV/m)	Avg Limit (dBuV/m)	Margin (dB)	Peak Limit (dBuV/m)	PK Margin (dB)	UNII Non-Restricted (dBuV/m)	PK Margin (dB)	Azimuth (Degs)	Height (cm)	Polarity
* 4.398	37.83	PK-U	33.8	-30.9	0	40.73	-	-	74	-33.27	-	-	78	109	H
* 4.398	28.05	ADR	33.8	-30.9	.27	31.22	54	-22.78	-	-	-	-	78	109	H
* 2.751	40.23	PK-U	32.2	-34.5	0	37.93	-	-	74	-36.07	-	-	353	338	V
* 2.751	30.8	ADR	32.2	-34.5	.27	28.77	54	-25.23	-	-	-	-	353	338	V
* 11.873	30.61	PK-U	38.4	-20.6	0	48.41	-	-	74	-25.59	-	-	201	203	H
* 11.871	20.39	ADR	38.4	-20.6	.27	38.46	54	-15.54	-	-	-	-	201	203	H
7.029	33.55	PK-U	35.5	-26.7	0	42.35	-	-	-	-	68.2	-25.85	189	268	H
* 11.16	31.98	PK-U	37.9	-21.2	0	48.68	-	-	74	-25.32	-	-	114	101	V
* 11.16	24.59	ADR	37.9	-21.2	.27	41.96	54	-12.44	-	-	-	-	114	101	V
8.846	31.93	PK-U	36.1	-23.8	0	44.23	-	-	-	-	68.2	-23.97	219	272	V

* - indicates frequency in CFR47 Pt 15 / IC RSS-Restricted Band

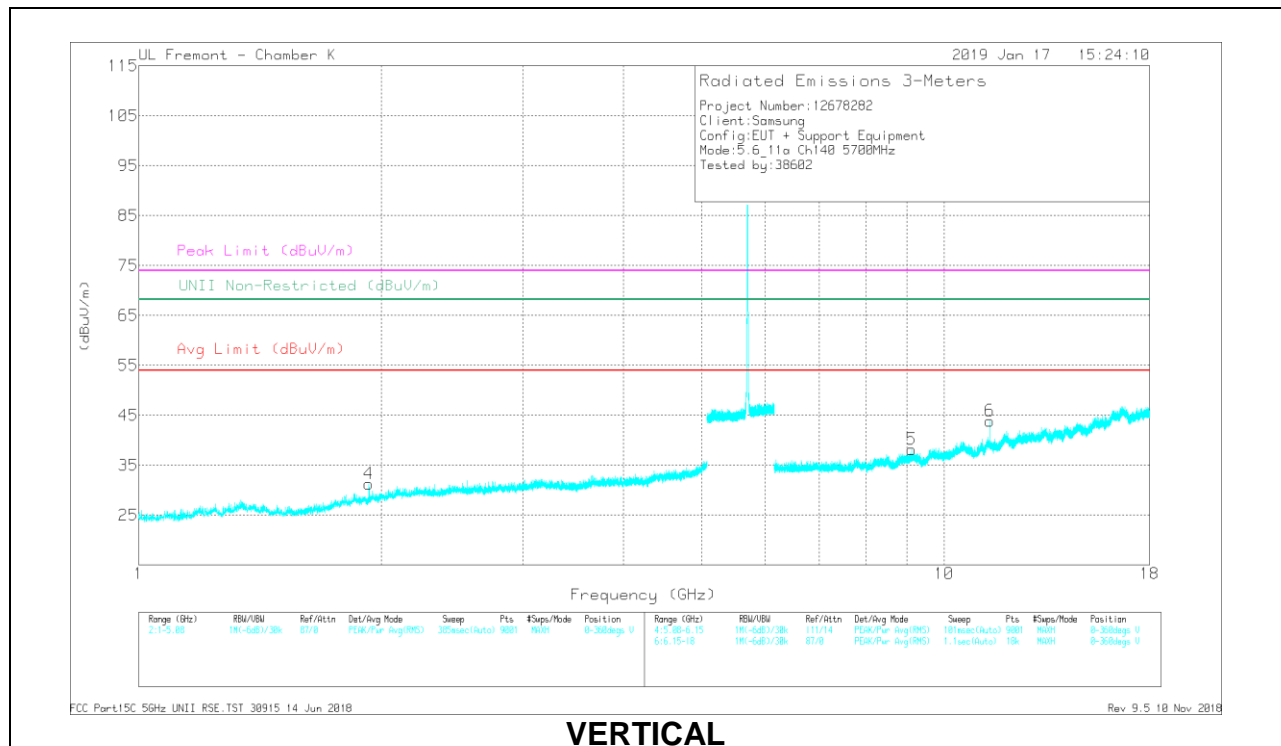
PK-U - U-NII: Maximum Peak

ADR - U-NII AD primary method, RMS average

HIGH CHANNEL RESULTS



HORIZONTAL



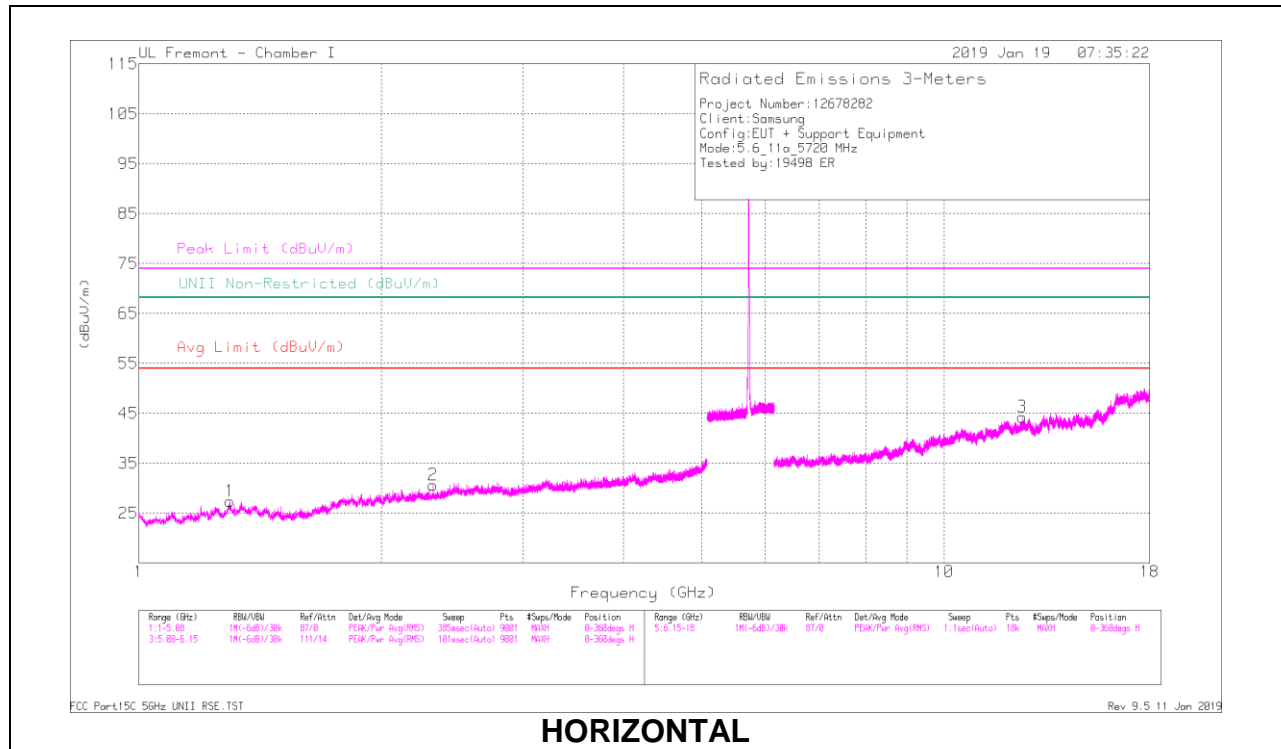
VERTICAL

RADIATED EMISSIONS

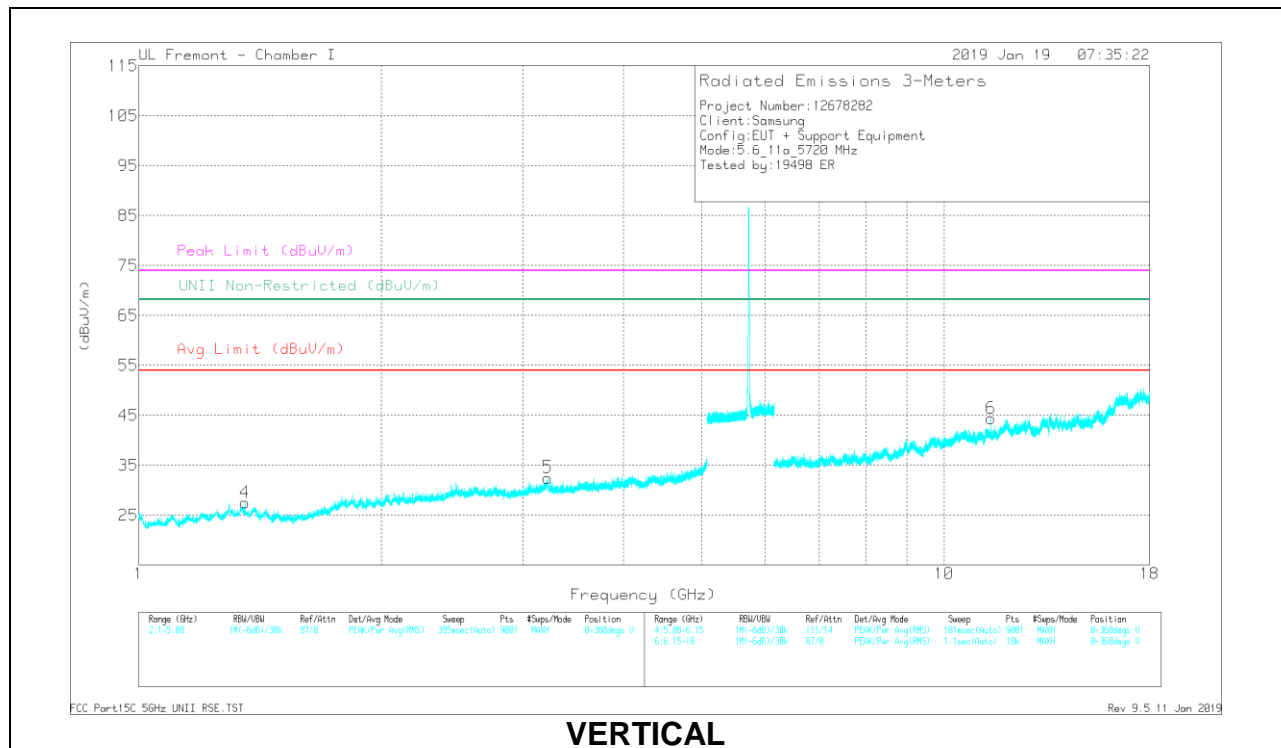
Frequency (GHz)	Meter Reading (dBuV)	Det	AF T344 (dB/m)	AmpCoeff/Pad (dB)	DC Corr (dB)	Corrected Reading (dBuV/m)	Avg Limit (dBuV/m)	Margin (dB)	Peak Limit (dBuV/m)	PK Margin (dB)	UNII Non-Restricted (dBuV/m)	PK Margin (dB)	Azimuth (Degs)	Height (cm)	Polarity
2.51	41.24	PK-U	32.3	-35	0	38.54	-	-	-	-	68.2	-29.66	74	197	H
1.933	40.2	PK-U	30.7	-35.2	0	35.7	-	-	-	-	68.2	-32.5	238	204	V
6.872	33.84	PK-U	35.5	-26.8	0	42.54	-	-	-	-	68.2	-25.66	360	342	H
* 11.421	29.94	PK-U	38.1	-21	0	47.04	-	-	74	-26.96	-	-	109	365	H
* 11.421	20.51	ADR	38.1	-21	.27	37.88	54	-16.12	-	-	-	-	109	365	H
* 9.113	31.92	PK-U	36.2	-24.3	0	43.82	-	-	74	-30.18	-	-	221	210	V
* 9.112	22.99	ADR	36.2	-24.3	.27	34.76	54	-19.24	-	-	-	-	221	210	V
* 11.4	31.97	PK-U	38	-21.1	0	48.87	-	-	74	-25.13	-	-	7	105	V
* 11.4	27.31	ADR	38	-21.1	.27	44.48	54	-9.52	-	-	-	-	7	105	V

* - indicates frequency in CFR47 Pt 15 / IC RSS-Restricted Band
 PK-U - U-NII: Maximum Peak
 ADR - U-NII AD primary method, RMS average

CHANNEL 144 RESULTS



HORIZONTAL



VERTICAL

RADIATED EMISSIONS

Frequency (GHz)	Meter Reading (dBuV)	Det	AF T862 (dBm)	Amp(C2)/Pwr/Pa d (dB)	DC Corr (dB)	Corrected Reading (dBuV/m)	Avg Limit (dBuV/m)	Margin (dB)	Peak Limit (dBuV/m)	PK Margin (dB)	UNII Non-Restricted (dBuV/m)	PK Margin (dB)	Azimuth (Degs)	Height (cm)	Polarity
* 1.299	37.67	PK-U	29.2	-33.7	0	33.17	-	-	74	-40.83	-	-	142	197	H
* 1.299	28.31	ADR	29.2	-33.7	.27	24.08	54	-29.92	-	-	-	-	142	197	H
* 2.317	35.63	PK-U	31.6	-31.8	0	35.43	-	-	74	-38.57	-	-	252	173	H
* 2.32	27.14	ADR	31.5	-31.9	.27	27.01	54	-26.99	-	-	-	-	252	173	H
3.219	32.76	PK-U	33.3	-29.8	0	36.26	-	-	-	-	68.2	-31.94	54	128	V
* 1.353	36.95	PK-U	29.5	-33.6	0	32.85	-	-	74	-41.15	-	-	116	269	V
* 1.352	28.16	ADR	29.5	-33.6	.27	24.33	54	-29.67	-	-	-	-	116	269	V
* 12.506	25.87	PK-U	39.1	-16.1	0	48.87	-	-	74	-25.13	-	-	209	154	H
* 12.503	17.6	ADR	39.1	-16.1	.27	40.87	54	-13.13	-	-	-	-	209	154	H
* 11.44	28.34	PK-U	38.2	-16.4	0	50.14	-	-	74	-23.86	-	-	325	107	V
* 11.44	21.94	ADR	38.2	-16.4	.27	44.01	54	-9.99	-	-	-	-	325	107	V

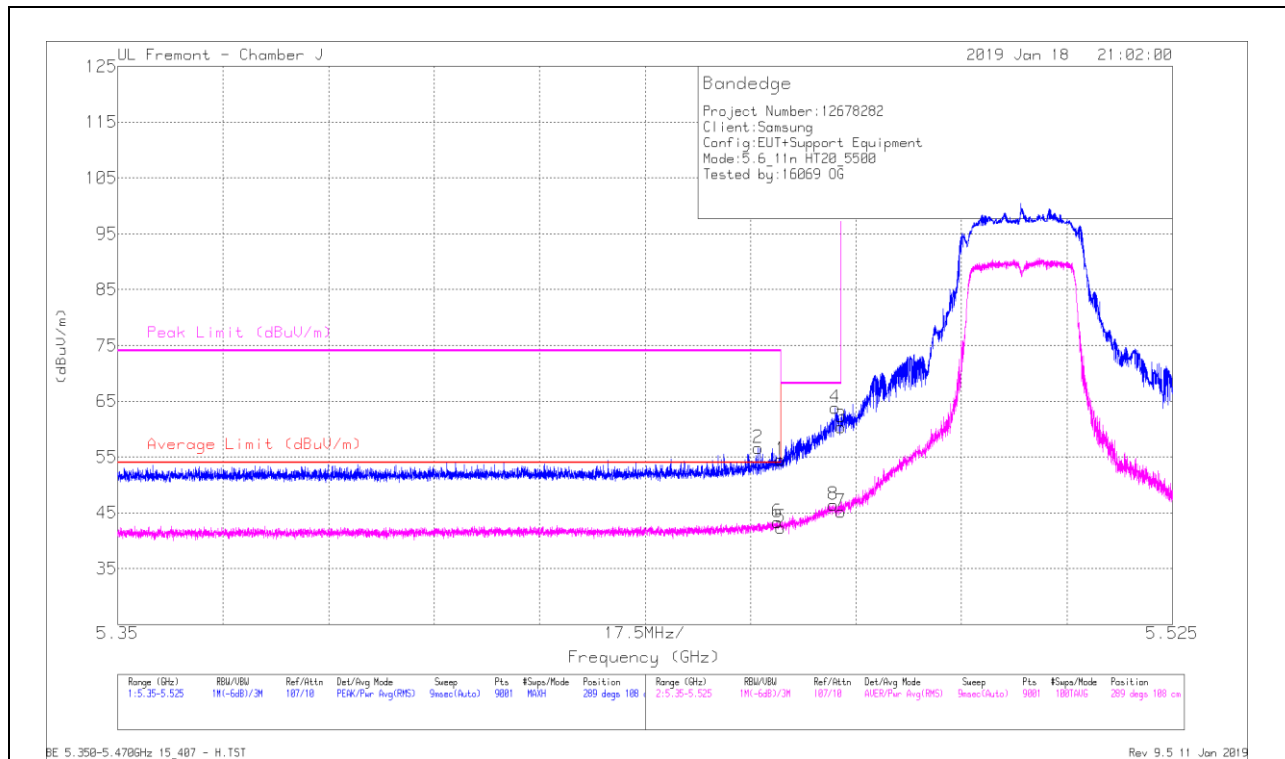
* - indicates frequency in CFR47 Pt 15 / IC RSS-Restricted Band
 PK-U - U-NII: Maximum Peak
 ADR - U-NII AD primary method, RMS average

9.1.10. TX ABOVE 1 GHz 802.11n HT20 MODE IN THE 5.6 GHz BAND

1TX Antenna 1 MODE

BANDEDGE (LOW CHANNEL)

HORIZONTAL RESULT



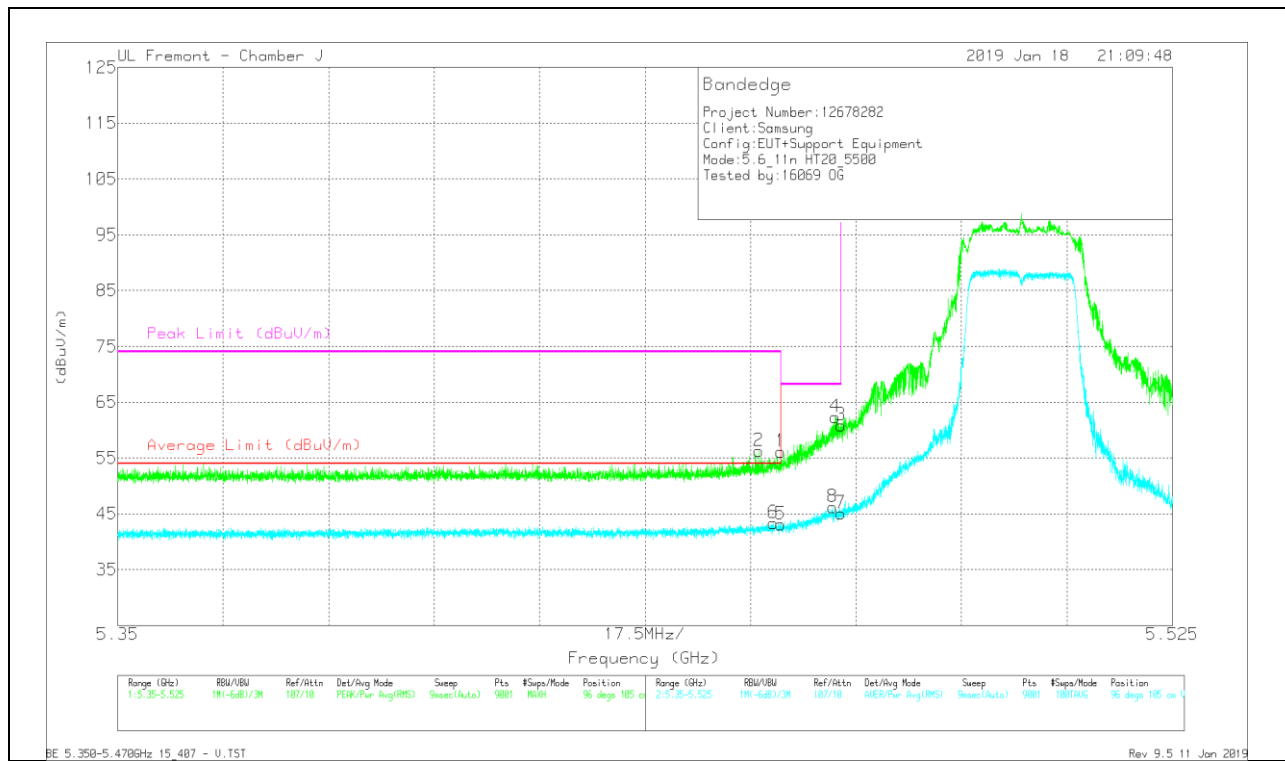
Marker	Frequency (GHz)	Meter Reading (dBuV)	Det	AF AT0067 (dB/m)	Amp/Cbl/Filt/Pad (dB)	DC Corr (dB)	Corrected Reading (dBuV/m)	Average Limit (dBuV/m)	Margin (dB)	Peak Limit (dBuV/m)	PK Margin (dB)	Azimuth (Degs)	Height (cm)	Polarity
1	* 5.46	40.93	Pk	34.5	-20.9	0	54.53	-	-	74	-19.47	289	108	H
2	* 5.456	43.03	Pk	34.5	-20.9	0	56.63	-	-	74	-17.37	289	108	H
3	5.47	46.72	Pk	34.5	-20.9	0	60.32	-	-	68.2	-7.88	289	108	H
4	5.469	50.17	Pk	34.5	-20.9	0	63.77	-	-	68.2	-4.43	289	108	H
5	* 5.46	28.5	RMS	34.5	-20.9	.28	42.38	54	-11.62	-	-	289	108	H
6	* 5.459	29.44	RMS	34.5	-20.9	.28	43.32	54	-10.68	-	-	289	108	H
7	5.47	31.33	RMS	34.5	-20.9	.28	45.21	-	-	-	-	289	108	H
8	5.469	32.53	RMS	34.5	-20.9	.28	46.41	-	-	-	-	289	108	H

* - indicates frequency in CFR47 Pt 15 / IC RSS-Restricted Band

Pk - Peak detector

RMS - RMS detection

VERTICAL RESULT

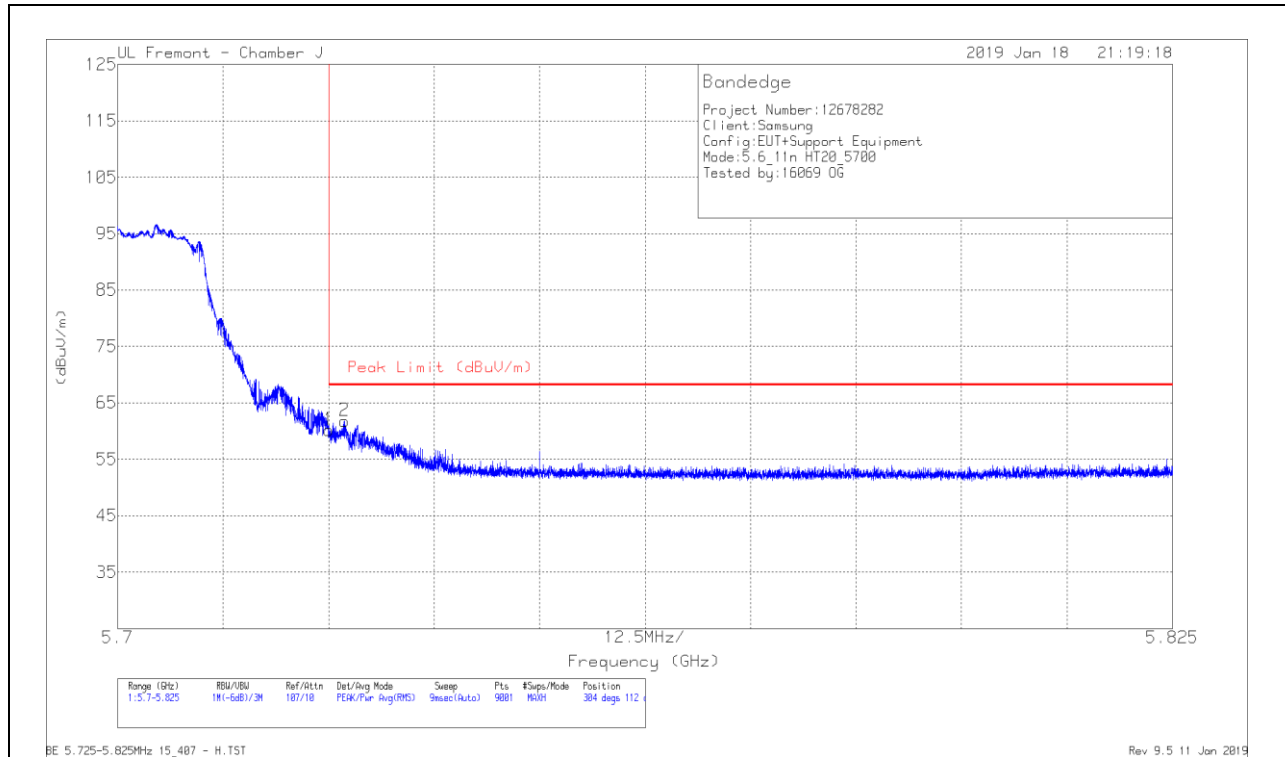


Marker	Frequency (GHz)	Meter Reading (dBuV)	Det	AF AT10067 (dB/m)	Amp/Cb/Filtr/Pad (dB)	DC Corr (dB)	Corrected Reading (dBuV/m)	Average Limit (dBuV/m)	Margin (dB)	Peak Limit (dBuV/m)	PK Margin (dB)	Acimuth (Degs)	Height (cm)	Polarity
1	* 5.46	42.47	Pk	34.5	-20.9	0	56.07	-	-	74	-17.93	96	105	V
2	* 5.456	42.64	Pk	34.5	-20.9	0	56.24	-	-	74	-17.76	96	105	V
3	5.47	47.22	Pk	34.5	-20.9	0	60.82	-	-	68.2	-7.38	96	105	V
4	5.469	48.78	Pk	34.5	-20.9	0	62.58	-	-	68.2	-5.82	96	105	V
5	* 5.46	29.18	RMS	34.5	-20.9	.28	43.06	54	-10.94	-	-	96	105	V
6	* 5.459	29.42	RMS	34.5	-20.9	.28	43.3	54	-10.7	-	-	96	105	V
7	5.47	31.24	RMS	34.5	-20.9	.28	45.12	-	-	-	-	96	105	V
8	5.469	32.35	RMS	34.5	-20.9	.28	46.23	-	-	-	-	96	105	V

* - indicates frequency in CFR47 Pt 15 / IC RSS-Restricted Band
 Pk - Peak detector
 RMS - RMS detection

BANDEDGE (HIGH CHANNEL)

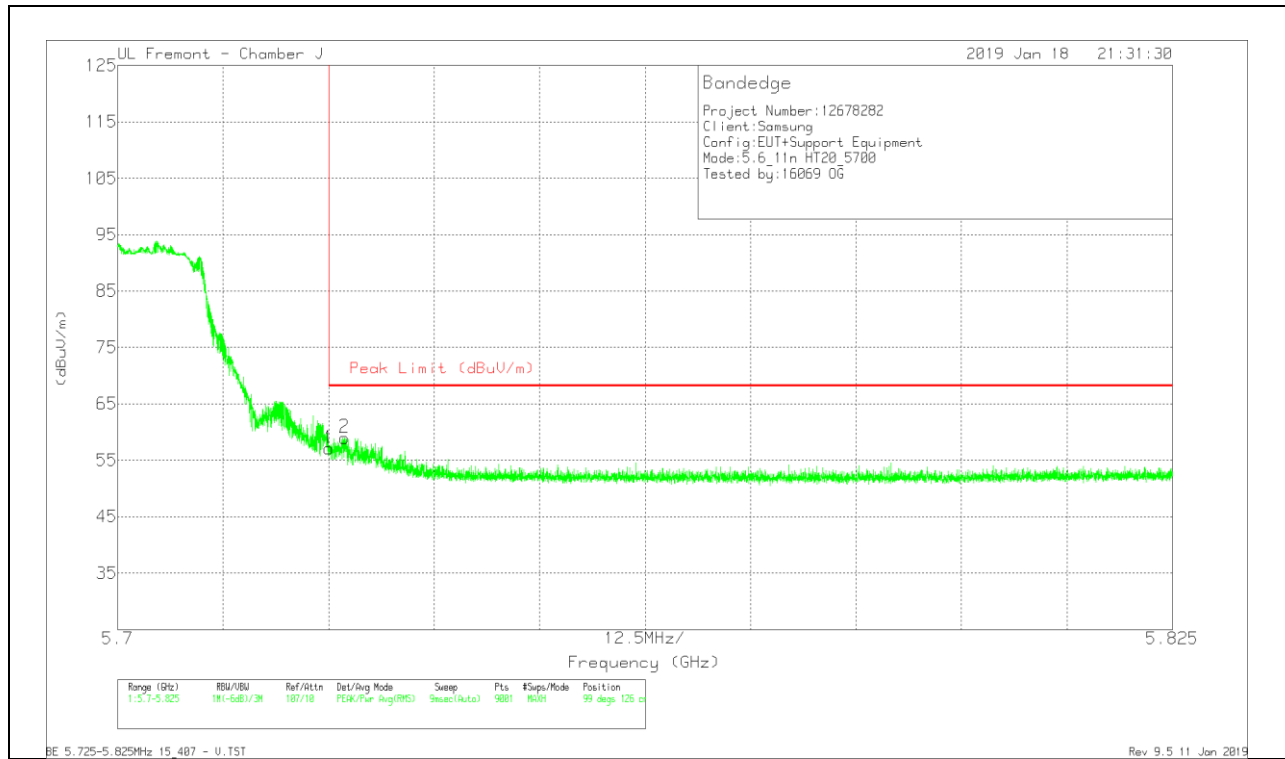
HORIZONTAL RESULT



Marker	Frequency (GHz)	Meter Reading (dBuV)	Det	AF AT0067 (dB/m)	Amp/Cb1/Filtr /Pad (dB)	DC Corr (dB)	Corrected Reading (dBuV/m)	Peak Limit (dBuV/m)	PK Margin (dB)	Azimuth (Degs)	Height (cm)	Polarity
1	5.725	46.24	Pk	34.7	-20.8	0	60.14	68.2	-8.06	304	112	H
2	5.727	47.86	Pk	34.7	-20.8	0	61.76	68.2	-6.44	304	112	H

* - indicates frequency in CFR47 Pt 15 / IC RSS-Restricted Band
 Pk - Peak detector

VERTICAL RESULT

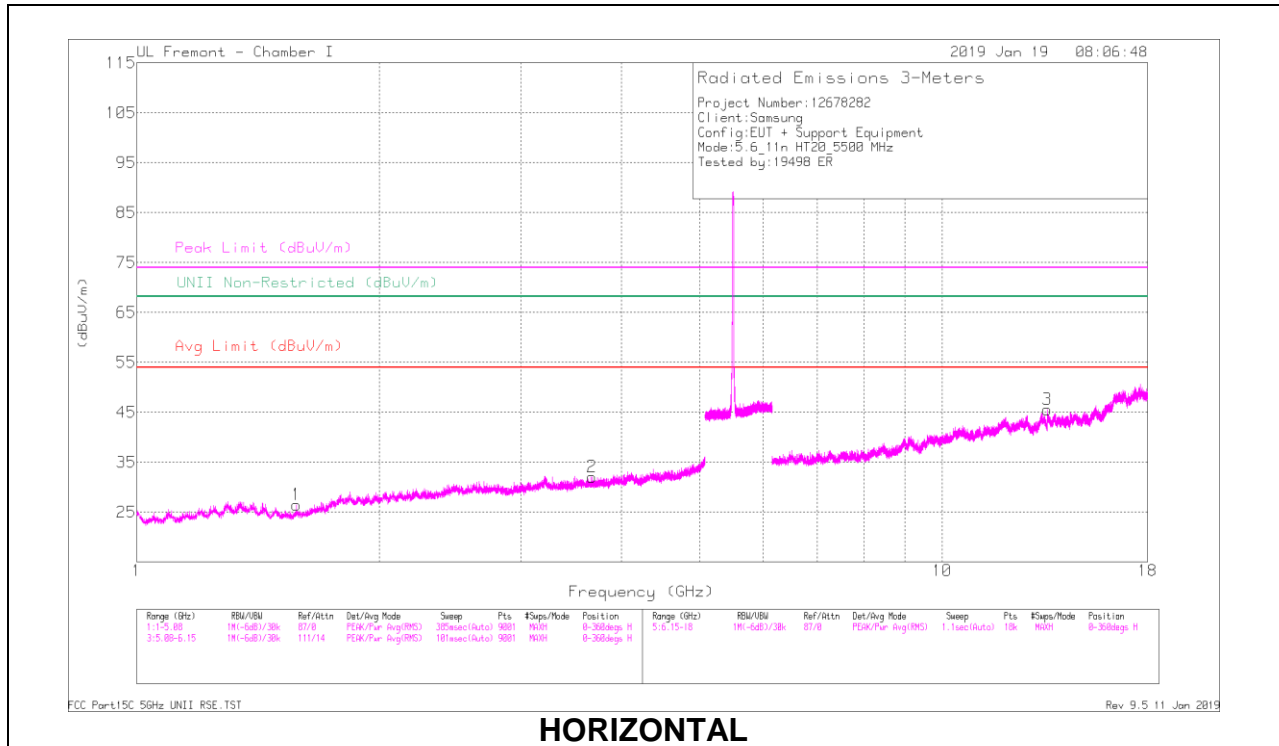


Marker	Frequency (GHz)	Meter Reading (dBuV)	Det	AF AT0067 (dB/m)	Amp/Cbl/Filtr /Pad (dB)	DC Corr (dB)	Corrected Reading (dBuV/m)	Peak Limit (dBuV/m)	PK Margin (dB)	Azimuth (Degs)	Height (cm)	Polarity
1	5.725	43.25	Pk	34.7	-20.8	0	57.15	68.2	-11.05	99	126	V
2	5.727	45.12	Pk	34.7	-20.8	0	59.02	68.2	-9.18	99	126	V

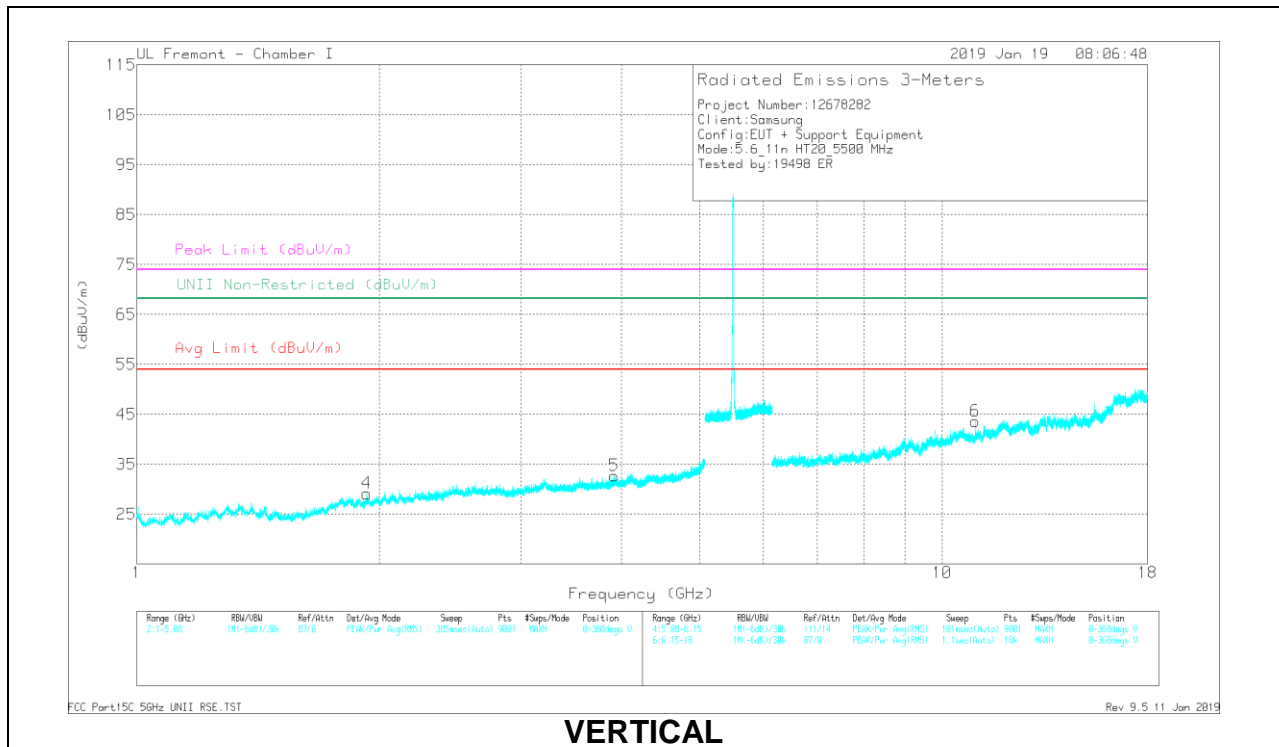
* - indicates frequency in CFR47 Pt 15 / IC RSS-Restricted Band
 Pk - Peak detector

HARMONICS AND SPURIOUS EMISSIONS

LOW CHANNEL RESULTS



HORIZONTAL



VERTICAL

RADIATED EMISSIONS

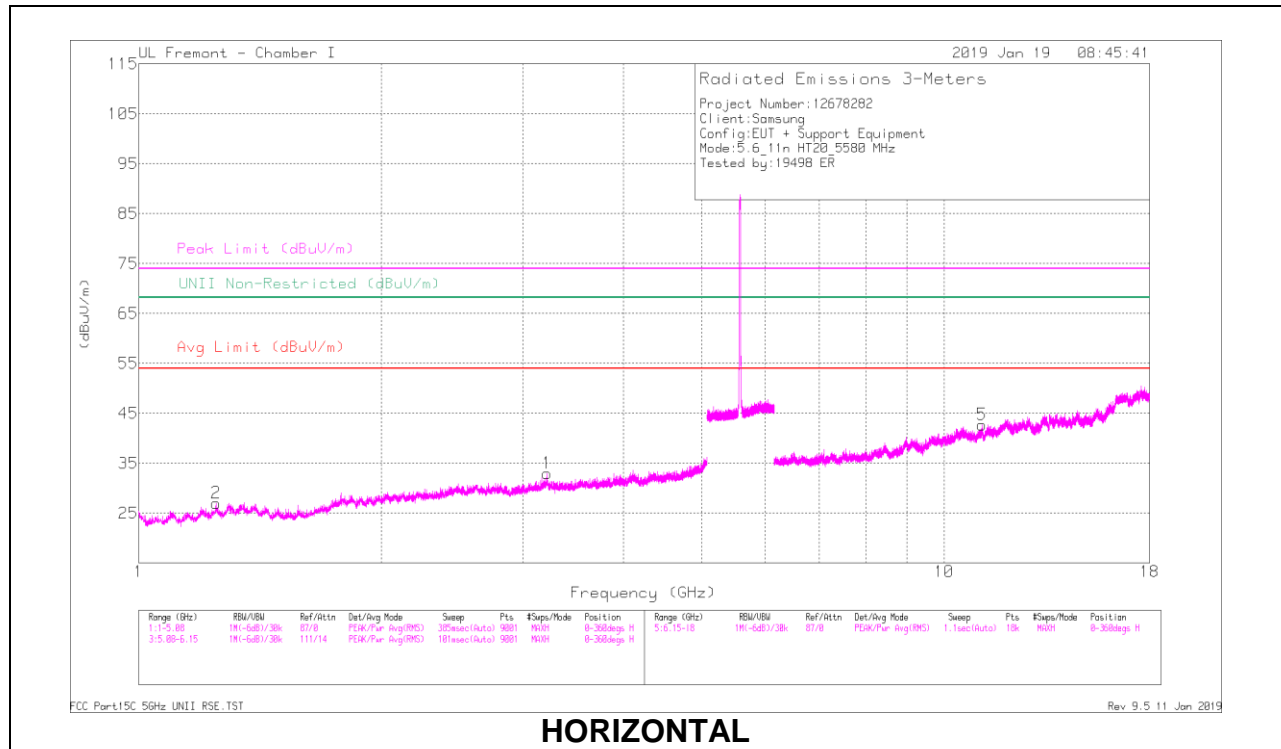
Frequency (GHz)	Meter Reading (dBuV)	Det	AF T862 (dB/m)	Amp C50/F10/Pa d (dB)	DC Corr (dB)	Corrected Reading (dBuV/m)	Avg Limit (dBuV/m)	Margin (dB)	Peak Limit (dBuV/m)	PK Margin (dB)	UNII Non-Restricted (dBuV/m)	PK Margin (dB)	Azimuth (Degs)	Height (cm)	Polarity
* 1.577	36.44	PK-U	28	-33	0	31.44	-	-	74	-42.56	-	-	267	115	H
* 1.578	27.95	ADR	28	-33	.28	23.23	54	-30.77	-	-	-	-	267	115	H
* 3.675	34.58	PK-U	33	-29.4	0	38.18	-	-	74	-35.82	-	-	182	163	H
* 3.675	24.82	ADR	33	-29.4	.28	28.7	54	-25.3	-	-	-	-	182	163	H
* 3.915	33.42	PK-U	33.2	-28.9	0	37.72	-	-	74	-36.28	-	-	176	214	V
* 3.916	25.53	ADR	33.2	-28.9	.28	30.11	54	-23.89	-	-	-	-	176	214	V
1.929	37.35	PK-U	30.6	-32.7	0	35.25	-	-	-	-	68.2	-32.95	59	140	V
13.509	27.94	PK-U	39.4	-17.5	0	49.84	-	-	-	-	68.2	-18.36	137	374	H
* 11	28.69	PK-U	37.8	-16.9	0	49.59	-	-	74	-24.41	-	-	1	109	V
* 11	20.6	ADR	37.8	-16.9	.28	41.78	54	-12.22	-	-	-	-	1	109	V

* - indicates frequency in CFR47 Pt 15 / IC RSS-Restricted Band

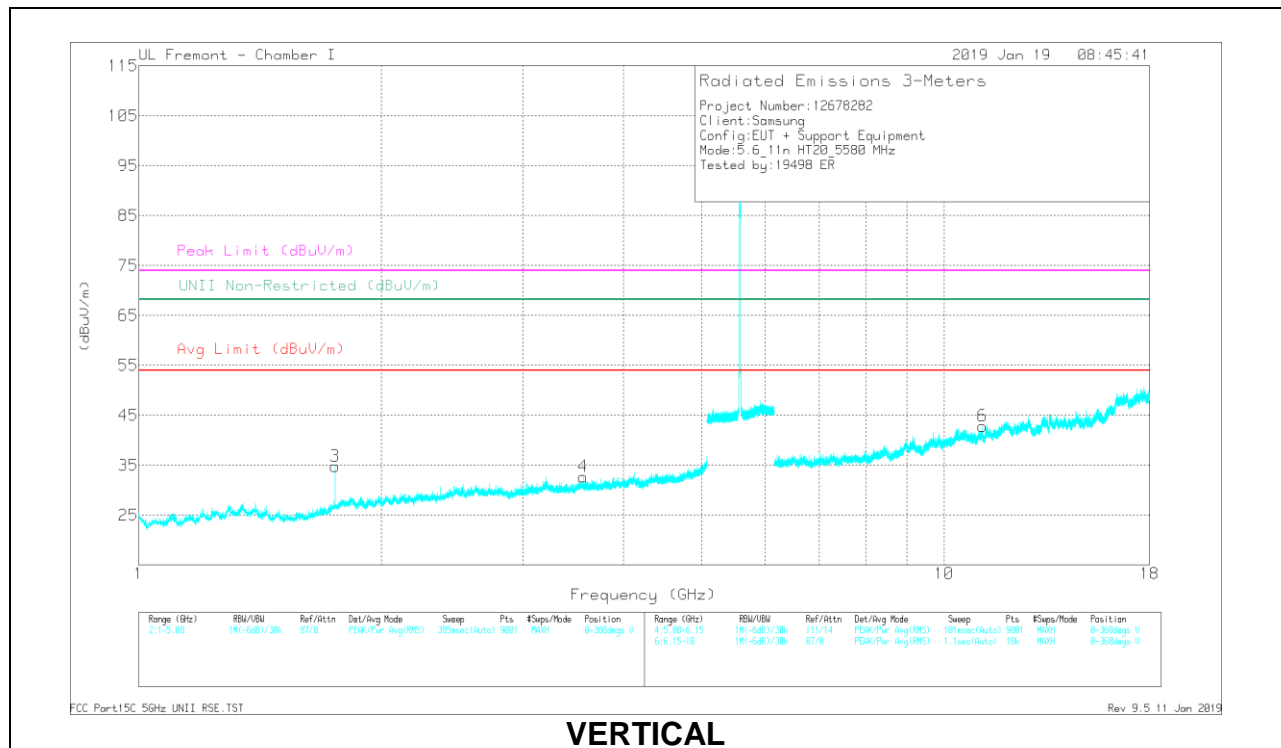
PK-U - U-NII: Maximum Peak

ADR - U-NII AD primary method, RMS average

MID CHANNEL RESULTS



HORIZONTAL



VERTICAL

RADIATED EMISSIONS

Frequency (GHz)	Meter Reading (dBuV)	Det	AF T862 (dBm)	Amp(C20/P10/Pa d (dB)	DC Corr (dB)	Corrected Reading (dBuV/m)	Avg Limit (dBuV/m)	Margin (dB)	Peak Limit (dBuV/m)	PK Margin (dB)	UNII Non-Restricted (dBuV/m)	PK Margin (dB)	Azimuth (Degs)	Height (cm)	Polarity
3.212	34.62	PK-U	33.7	-29.9	0	38.42	-	-	-	-	68.2	-29.78	105	172	H
* 1.248	39.16	PK-U	28.9	-34	0	34.06	-	-	74	-39.94	-	-	288	246	H
* 1.249	29.28	ADR	29.9	-34	.28	24.46	54	-29.54	-	-	-	-	288	246	H
1.751	36.93	PK-U	30.1	-33.1	0	33.93	-	-	-	-	68.2	-34.27	194	110	V
* 3.563	34.29	PK-U	33	-29.6	0	37.69	-	-	74	-36.31	-	-	201	213	V
* 3.563	24.93	ADR	33	-29.6	.28	28.61	54	-25.39	-	-	-	-	201	213	V
* 11.148	26.27	PK-U	37.9	-16.4	0	47.77	-	-	74	-26.23	-	-	252	169	H
* 11.148	18.43	ADR	37.9	-16.4	.28	40.21	54	-13.79	-	-	-	-	252	169	H
* 11.159	28.89	PK-U	37.9	-16.6	0	50.19	-	-	74	-23.81	-	-	342	120	V
* 11.16	21.31	ADR	37.9	-16.6	.28	42.89	54	-11.11	-	-	-	-	342	120	V

* - indicates frequency in CFR47 Pt 15 / IC RSS-Restricted Band

PK-U - U-NII: Maximum Peak

ADR - U-NII AD primary method, RMS average