



10. SETUP PHOTOS

RADIATED EMISSION BELOW 30 MHz


FACE ON




RADIATED EMISSIONS BELOW 30MHz (FRONT)




RADIATED EMISSIONS BELOW 30MHz (BACK)



RADIATED EMISSION ABOVE 30 MHz




TEMPERATURE CHAMBER ENVIRONMENT



AC MAINS LINE CONDUCTED EMISSION



LINE CONDUCTED EMISSION (BACK)



END OF REPORT