

## Head Tissue Simulating Liquids

Head Tissue	Parameters according to IEEE Std 1528-2013 / IEC 62209 / FCC KDB 865664 D01		
<b>Narrow-Band Solutions (±5% tolerance)</b>	<b>Product</b>	<b>Test Frequency (MHz)</b>	<b>Main Ingredients</b>
	HSL300V2	300	Water, Sugar
	HSL450V2	450	Water, Sugar
	HSL750V2	750	Water, Sugar
	HSL900V2	835, 900	Water, Sugar
	HSL1450V2	1450, 1500, 1640	Water, DGBE
	HSL1750V2	1750	Water, DGBE
	HSL1800V2	1800, 1900	Water, DGBE
	HSL1900V2	1900	Water, DGBE
	HSL1950V2	1950, 2000	Water, DGBE
	HSL2450V2	2450, 2600	Water, DGBE
<b>Broad-Band Solutions (±5% tolerance)</b>	<b>Product</b>	<b>Test Frequency (MHz)</b>	<b>Main Ingredients</b>
	HBBL30-250V3	30-250	Water, Tween
	HBBL1350-1850V3	1400-1800	Water, Tween
	HBBL1550-1950V3	1750-1900	Water, Tween
	HBBL1900-3800V3	1950-3000	Water, Tween
	HBBL3500-5800V5	3500-5800	Water, Oil

Zeughausstrasse 43, 8004 Zurich, Switzerland  
 Phone +41 44 245 9700, Fax +41 44 245 9779  
 info@speag.com, http://www.speag.com

## Measurement Certificate / Material Test

Item Name	<b>Head Tissue Simulating Liquid (HSL750V2)</b>
Product No.	SL AAH 075 AA (Charge: 140210-5)
Manufacturer	SPEAG

### Measurement Method

TSL dielectric parameters measured using calibrated OCP probe.

### Setup Validation

Validation results were within  $\pm 2.5\%$  towards the target values of Methanol.

### Target Parameters

Target parameters as defined in the IEEE 1528 and IEC 62209 compliance standards.

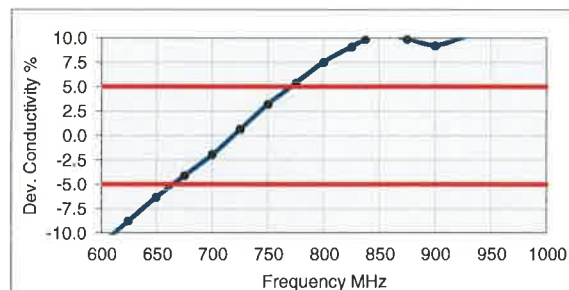
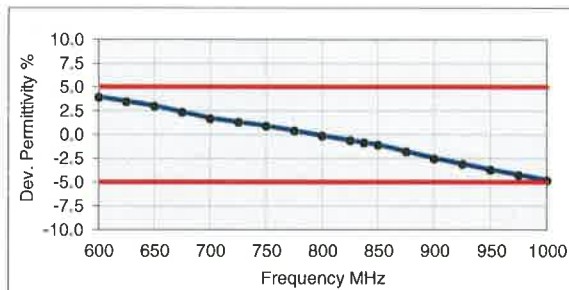
### Test Condition

Ambient	Environment temperatur ( $22 \pm 3$ )°C and humidity < 70%.
TSL Temperature	22°C
Test Date	12-Feb-14
Operator	IEN

### Additional Information

TSL Density	1.284 g/cm <sup>3</sup>
TSL Heat-capacity	2.701 kJ/(kg*K)

f [MHz]	Measured			Target		Diff.to Target [%]	
	HP-e'	HP-e''	sigma	eps	sigma		
600	44.4	23.49	0.78	42.7	0.88	3.9	-11.1
625	44.1	23.23	0.81	42.6	0.88	3.5	-8.6
650	43.7	22.96	0.83	42.5	0.89	3.0	-6.2
675	43.3	22.68	0.85	42.3	0.89	2.4	-4.1
700	42.9	22.40	0.87	42.2	0.89	1.7	-1.9
725	42.6	22.25	0.90	42.1	0.89	1.3	0.7
<b>750</b>	<b>42.3</b>	<b>22.10</b>	<b>0.92</b>	<b>41.9</b>	<b>0.89</b>	<b>0.9</b>	<b>3.2</b>
775	42.0	21.89	0.94	41.8	0.90	0.4	5.4
800	41.6	21.67	0.96	41.7	0.90	-0.1	7.5
825	41.3	21.55	0.99	41.6	0.91	-0.6	9.0
838	41.2	21.49	1.00	41.5	0.91	-0.8	9.8
850	41.1	21.42	1.01	41.5	0.92	-1.1	10.6
875	40.8	21.29	1.04	41.5	0.94	-1.8	9.9
900	40.5	21.15	1.06	41.5	0.97	-2.5	9.2
925	40.2	21.01	1.08	41.5	0.98	-3.1	10.0
950	39.9	20.87	1.10	41.4	0.99	-3.7	10.9
975	39.6	20.79	1.13	41.4	1.00	-4.3	12.2
1000	39.4	20.71	1.15	41.3	1.01	-4.8	13.5



Zeughausstrasse 43, 8004 Zurich, Switzerland  
 Phone +41 44 245 9700, Fax +41 44 245 9779  
 info@speag.com, http://www.speag.com

## Measurement Certificate / Material Test

Item Name **Head Tissue Simulating Liquid (HSL900V2)**  
 Product No. SL AAH 090 BB (Charge: 140205-4)  
 Manufacturer SPEAG

### Measurement Method

TSL dielectric parameters measured using calibrated OCP probe.

### Setup Validation

Validation results were within  $\pm 2.5\%$  towards the target values of Methanol.

### Target Parameters

Target parameters as defined in the IEEE 1528 and IEC 62209 compliance standards.

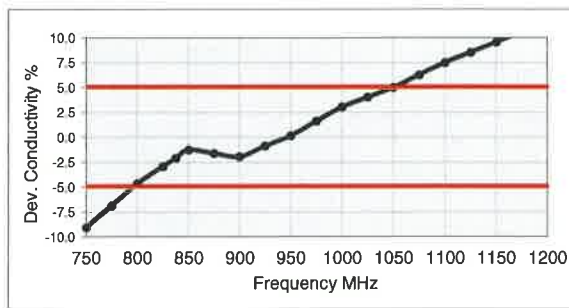
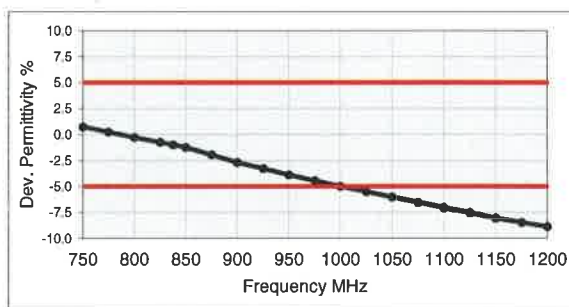
### Test Condition

Ambient Environment temperatur ( $22 \pm 3$ )°C and humidity < 70%.  
 TSL Temperature 22°C  
 Test Date 12-Feb-14  
 Operator IEN

### Additional Information

TSL Density 1.280 g/cm<sup>3</sup>  
 TSL Heat-capacity 2.942 kJ/(kg\*K)

f [MHz]	Measured			Target		Diff.to Target [%]	
	HP-ε'	HP-ε''	sigma	eps	sigma	Δ-eps	Δ-sigma
700	42.9	19.58	0.76	42.2	0.89	1.6	-14.3
725	42.6	19.52	0.79	42.1	0.89	1.2	-11.7
750	42.3	19.47	0.81	41.9	0.89	0.8	-9.1
775	41.9	19.35	0.83	41.8	0.90	0.3	-6.8
800	41.6	19.23	0.86	41.7	0.90	-0.3	-4.6
825	41.3	19.18	0.88	41.6	0.91	-0.7	-2.9
838	41.1	19.16	0.89	41.5	0.91	-1.0	-2.1
850	41.0	19.13	0.90	41.5	0.92	-1.2	-1.2
875	40.7	19.07	0.93	41.5	0.94	-1.9	-1.6
900	40.4	19.00	0.95	41.5	0.97	-2.7	-1.9
925	40.1	18.92	0.97	41.5	0.98	-3.3	-0.9
950	39.8	18.85	1.00	41.4	0.99	-3.9	0.2
975	39.6	18.82	1.02	41.4	1.00	-4.4	1.6
1000	39.3	18.80	1.05	41.3	1.01	-5.0	3.0
1025	39.0	18.71	1.07	41.3	1.03	-5.5	4.0
1050	38.8	18.62	1.09	41.2	1.04	-6.0	5.0
1075	38.5	18.59	1.11	41.2	1.05	-6.5	6.3
1100	38.3	18.55	1.14	41.2	1.06	-7.0	7.5
1125	38.0	18.50	1.16	41.1	1.07	-7.5	8.5
1150	37.8	18.44	1.18	41.1	1.08	-8.0	9.6
1175	37.5	18.39	1.20	41.0	1.09	-8.4	10.6
1200	37.3	18.35	1.22	41.0	1.10	-8.9	11.6



Zeughausstrasse 43, 8004 Zurich, Switzerland  
Phone +41 44 245 9700, Fax +41 44 245 9779  
info@speag.com, http://www.speag.com

## Measurement Certificate / Material Test

Item Name **Head Tissue Simulating Liquid (HSL1750V2)**  
Product No. SL AAH 175 (Charge: 120907-2)  
Manufacturer SPEAG

### Measurement Method

TSL dielectric parameters measured using calibrated OCP probe.

### Setup Validation

Validation results were within  $\pm 2.5\%$  towards the target values of Methanol.

### Target Parameters

Target parameters as defined in the IEEE 1528 and IEC 62209 compliance standards.

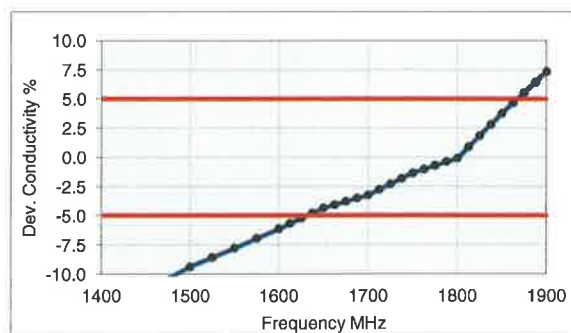
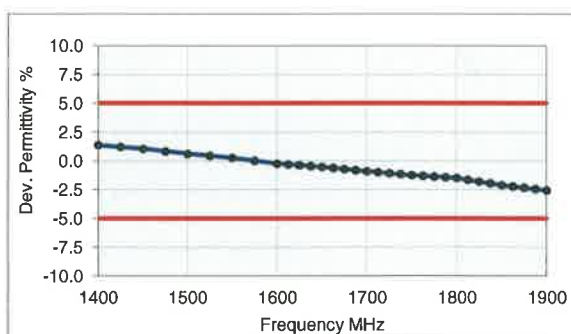
### Test Condition

Ambient Environment temperatur ( $22 \pm 3$ )°C and humidity < 70%.  
TSL Temperature 22°C  
Test Date 13-Sep-12  
Operator CL

### Additional Information

TSL Density 0.998 g/cm<sup>3</sup>  
TSL Heat-capacity 3.572 kJ/(kg\*K)

f [MHz]	Measured			Target		Diff.to Target [%]	
	HP-ε'	HP-ε''	sigma	eps	sigma	Δ-eps	Δ-sigma
1400	41.2	13.09	1.02	40.6	1.18	1.4	-13.6
1425	41.0	13.14	1.04	40.5	1.19	1.2	-12.4
1450	40.9	13.19	1.06	40.5	1.20	1.1	-11.3
1475	40.8	13.26	1.09	40.5	1.21	0.8	-10.3
1500	40.7	13.34	1.11	40.4	1.23	0.6	-9.4
1525	40.6	13.39	1.14	40.4	1.24	0.4	-8.6
1550	40.5	13.44	1.16	40.4	1.26	0.3	-7.8
1575	40.3	13.49	1.18	40.3	1.27	0.0	-6.9
1600	40.2	13.55	1.21	40.3	1.28	-0.2	-6.1
1613	40.2	13.58	1.22	40.3	1.29	-0.3	-5.7
1625	40.1	13.62	1.23	40.3	1.30	-0.4	-5.2
1638	40.1	13.65	1.24	40.3	1.31	-0.5	-4.8
1650	40.0	13.68	1.26	40.2	1.31	-0.5	-4.3
1663	40.0	13.70	1.27	40.2	1.32	-0.6	-4.1
1675	39.9	13.71	1.28	40.2	1.33	-0.7	-3.8
1688	39.8	13.72	1.29	40.2	1.33	-0.8	-3.5
1700	39.8	13.73	1.30	40.2	1.34	-0.9	-3.2
1713	39.7	13.77	1.31	40.1	1.35	-1.0	-2.7
1725	39.7	13.81	1.33	40.1	1.36	-1.1	-2.3
1738	39.6	13.85	1.34	40.1	1.36	-1.2	-1.8
1750	39.6	13.89	1.35	40.1	1.37	-1.3	-1.4
1763	39.5	13.91	1.36	40.1	1.38	-1.3	-1.0
1775	39.5	13.93	1.38	40.0	1.39	-1.4	-0.7
1788	39.4	13.95	1.39	40.0	1.39	-1.4	-0.4
1800	39.4	13.97	1.40	40.0	1.40	-1.5	-0.1
1813	39.3	14.01	1.41	40.0	1.40	-1.7	0.9
1825	39.3	14.04	1.43	40.0	1.40	-1.8	1.8
1838	39.2	14.08	1.44	40.0	1.40	-2.0	2.8
1850	39.2	14.11	1.45	40.0	1.40	-2.1	3.8
1863	39.1	14.14	1.47	40.0	1.40	-2.2	4.7
1875	39.1	14.17	1.48	40.0	1.40	-2.3	5.6
1888	39.0	14.19	1.49	40.0	1.40	-2.5	6.5
1900	39.0	14.22	1.50	40.0	1.40	-2.6	7.4



## Measurement Certificate / Material Test

Item Name	Head Tissue Simulating Liquid (HSL 1900)
Product No.	SL AAH 190 AA (Charge: 120112-1)
Manufacturer	SPEAG

### Measurement Method

TSL dielectric parameters measured using calibrated OCP probe (type DAK).

### Target Parameters

Target parameters as defined in the IEEE 1528 and IEC 62209 compliance standards.

### Test Condition

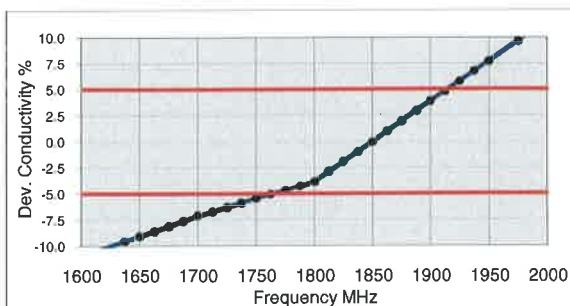
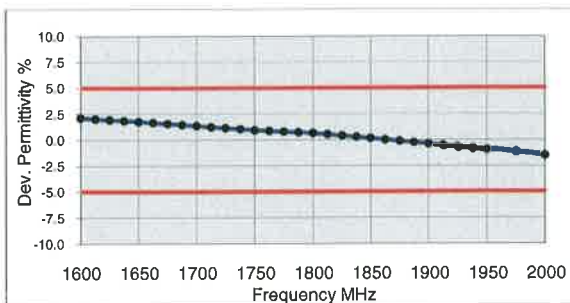
Ambient Condition 22°C ; 30% humidity  
 TSL Temperature 22°C  
 Test Date 18-Jan-12

### Additional Information

TSL Density 0.985 g/cm<sup>3</sup>  
 TSL Heat-capacity 3.710 kJ/(kg\*K)

### Results

f [MHz]	Measured			Target		Diff.to Target [%]	
	HP-ε'	HP-ε''	sigma	eps	sigma	Δ-eps	Δ-sigma
1600	41.2	12.84	1.14	40.3	1.28	2.1	-11.0
1613	41.1	12.88	1.16	40.3	1.29	2.0	-10.5
1625	41.1	12.93	1.17	40.3	1.30	1.9	-10.0
1638	41.0	12.97	1.18	40.3	1.31	1.8	-9.5
1650	40.9	13.01	1.19	40.2	1.31	1.8	-9.1
1663	40.9	13.05	1.21	40.2	1.32	1.7	-8.6
1675	40.8	13.10	1.22	40.2	1.33	1.6	-8.1
1688	40.8	13.14	1.23	40.2	1.33	1.4	-7.6
1700	40.7	13.18	1.25	40.2	1.34	1.3	-7.1
1713	40.6	13.22	1.26	40.1	1.35	1.2	-6.7
1725	40.6	13.25	1.27	40.1	1.36	1.1	-6.3
1738	40.5	13.28	1.28	40.1	1.36	1.0	-5.9
1750	40.5	13.31	1.30	40.1	1.37	0.9	-5.5
1763	40.4	13.35	1.31	40.1	1.38	0.9	-5.1
1775	40.4	13.38	1.32	40.0	1.39	0.8	-4.7
1788	40.3	13.41	1.33	40.0	1.39	0.7	-4.3
1800	40.3	13.44	1.35	40.0	1.40	0.6	-3.9
1813	40.2	13.48	1.36	40.0	1.40	0.5	-2.9
1825	40.2	13.52	1.37	40.0	1.40	0.4	-2.0
1838	40.1	13.55	1.39	40.0	1.40	0.3	-1.0
1850	40.1	13.59	1.40	40.0	1.40	0.1	-0.1
1863	40.0	13.63	1.41	40.0	1.40	0.0	0.9
1875	39.9	13.67	1.43	40.0	1.40	-0.1	1.9
1888	39.9	13.71	1.44	40.0	1.40	-0.3	2.9
1900	39.8	13.75	1.45	40.0	1.40	-0.4	3.8
1913	39.8	13.79	1.47	40.0	1.40	-0.5	4.8
1925	39.7	13.83	1.48	40.0	1.40	-0.7	5.8
1938	39.7	13.86	1.49	40.0	1.40	-0.8	6.7
1950	39.6	13.90	1.51	40.0	1.40	-0.9	7.7
1975	39.5	13.97	1.53	40.0	1.40	-1.2	9.6
2000	39.4	14.04	1.56	40.0	1.40	-1.5	11.6



Zeughausstrasse 43, 8004 Zurich, Switzerland  
 Phone +41 44 245 9700, Fax +41 44 245 9779  
 info@speag.com, http://www.speag.com

## Measurement Certificate / Material Test

Item Name **Head Tissue Simulating Liquid (HSL1950V2)**  
 Product No. SL AAH 195 CA (Charge: 120717-3)  
 Manufacturer SPEAG

### Measurement Method

TSL dielectric parameters measured using calibrated OCP probe.

### Setup Validation

Validation results were within  $\pm 2.5\%$  towards the target values of Methanol.

### Target Parameters

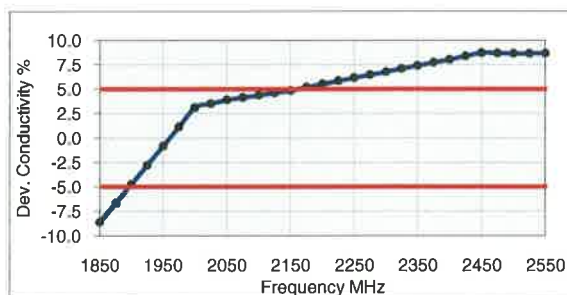
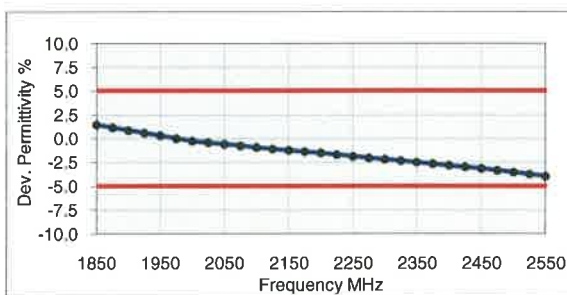
Target parameters as defined in the IEEE 1528 and IEC 62209 compliance standards.

### Test Condition

Ambient Environment temperatur ( $22 \pm 3$ )°C and humidity < 70%.  
 TSL Temperature 22°C  
 Test Date 18-Jul-12  
 Operator DI

TSL Density 0.995 g/cm<sup>3</sup>  
 TSL Heat-capacity 3.720 kJ/(kg\*K)

f [MHz]	Measured			Target		Diff.to Target [%]	
	HP-ε'	HP-ε''	sigma	eps	sigma	Δ-eps	Δ-sigma
1850	40.6	12.43	1.28	40.0	1.40	1.5	-8.6
1875	40.5	12.53	1.31	40.0	1.40	1.2	-6.7
1900	40.3	12.62	1.33	40.0	1.40	0.9	-4.7
1925	40.2	12.71	1.36	40.0	1.40	0.6	-2.8
1950	40.1	12.80	1.39	40.0	1.40	0.3	-0.8
1975	40.0	12.89	1.42	40.0	1.40	0.0	1.1
2000	39.9	12.98	1.44	40.0	1.40	-0.3	3.1
2025	39.8	13.07	1.47	40.0	1.42	-0.4	3.5
2050	39.7	13.16	1.50	39.9	1.44	-0.6	3.9
2075	39.6	13.23	1.53	39.9	1.47	-0.8	4.2
2100	39.5	13.30	1.55	39.8	1.49	-0.9	4.4
2125	39.3	13.37	1.58	39.8	1.51	-1.1	4.6
2150	39.2	13.44	1.61	39.7	1.53	-1.2	4.9
2175	39.1	13.52	1.64	39.7	1.56	-1.4	5.2
2200	39.1	13.61	1.67	39.6	1.58	-1.5	5.5
2225	38.9	13.68	1.69	39.6	1.60	-1.7	5.9
2250	38.8	13.76	1.72	39.6	1.62	-1.9	6.2
2275	38.7	13.83	1.75	39.5	1.64	-2.0	6.5
2300	38.6	13.91	1.78	39.5	1.67	-2.2	6.8
2325	38.5	13.98	1.81	39.4	1.69	-2.3	7.1
2350	38.4	14.06	1.84	39.4	1.71	-2.5	7.4
2375	38.3	14.13	1.87	39.3	1.73	-2.7	7.7
2400	38.2	14.21	1.90	39.3	1.76	-2.8	8.0
2425	38.1	14.28	1.93	39.2	1.78	-3.0	8.4
2450	38.0	14.36	1.96	39.2	1.80	-3.1	8.7
2475	37.9	14.42	1.99	39.2	1.83	-3.3	8.7
2500	37.8	14.49	2.02	39.1	1.85	-3.5	8.7
2525	37.6	14.56	2.04	39.1	1.88	-3.7	8.7
2550	37.5	14.62	2.07	39.1	1.91	-3.9	8.7
2575	37.4	14.69	2.10	39.0	1.94	-4.1	8.7
2600	37.3	14.76	2.13	39.0	1.96	-4.3	8.7





Zeughausstrasse 43, 8004 Zurich, Switzerland  
 Phone +41 44 245 9700, Fax +41 44 245 9779  
 info@speag.com, http://www.speag.com

## Measurement Certificate / Material Test

Item Name	Head Tissue Simulating Liquid (HSL2450V2)
Product No.	SL AAH 245 BA (Charge: 130430-3)
Manufacturer	SPEAG

### Measurement Method

TSL dielectric parameters measured using calibrated OCP probe.

### Setup Validation

Validation results were within  $\pm 2.5\%$  towards the target values of Methanol.

### Target Parameters

Target parameters as defined in the IEEE 1528 and IEC 62209 compliance standards.

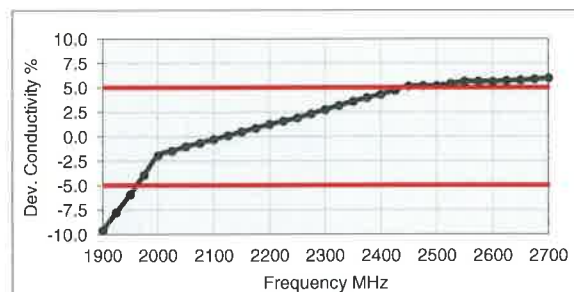
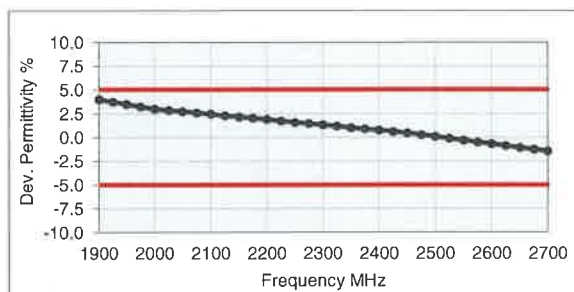
### Test Condition

Ambient Environment temperatur ( $22 \pm 3$ )°C and humidity < 70%.  
 TSL Temperature **23°C**  
 Test Date 2-May-13  
 Operator CL

### Additional Information

TSL Density 0.988 g/cm<sup>3</sup>  
 TSL Heat-capacity 3.680 kJ/(kg\*K)

f [MHz]	Measured			Target		Diff.to Target [%]	
	HP-e'	HP-e''	sigma	eps	sigma	$\Delta$ -eps	$\Delta$ -sigma
1900	41.6	11.98	1.27	40.0	1.40	4.0	-9.6
1925	41.5	12.06	1.29	40.0	1.40	3.8	-7.7
1950	41.4	12.15	1.32	40.0	1.40	3.5	-5.9
1975	41.3	12.24	1.35	40.0	1.40	3.3	-3.9
2000	41.2	12.34	1.37	40.0	1.40	3.0	-1.9
2025	41.1	12.44	1.40	40.0	1.42	2.9	-1.5
2050	41.0	12.54	1.43	39.9	1.44	2.8	-1.0
2075	40.9	12.62	1.46	39.9	1.47	2.6	-0.6
2100	40.8	12.71	1.48	39.8	1.49	2.5	-0.3
2125	40.7	12.80	1.51	39.8	1.51	2.3	0.1
2150	40.6	12.88	1.54	39.7	1.53	2.2	0.5
2175	40.5	12.97	1.57	39.7	1.56	2.0	0.9
2200	40.4	13.05	1.60	39.6	1.58	1.9	1.3
2225	40.3	13.13	1.63	39.6	1.60	1.7	1.6
2250	40.2	13.21	1.65	39.6	1.62	1.6	1.9
2275	40.1	13.30	1.68	39.5	1.64	1.5	2.4
2300	40.0	13.39	1.71	39.5	1.67	1.3	2.8
2325	39.9	13.48	1.74	39.4	1.69	1.2	3.2
2350	39.8	13.56	1.77	39.4	1.71	1.0	3.6
2375	39.7	13.64	1.80	39.3	1.73	0.9	4.0
2400	39.6	13.72	1.83	39.3	1.76	0.8	4.3
2425	39.5	13.80	1.86	39.2	1.78	0.6	4.8
2450	39.4	13.89	1.89	39.2	1.80	0.5	5.2
2475	39.3	13.96	1.92	39.2	1.83	0.3	5.2
2500	39.2	14.03	1.95	39.1	1.85	0.1	5.2
2525	39.1	14.12	1.98	39.1	1.88	-0.1	5.4
2550	39.0	14.22	2.02	39.1	1.91	-0.3	5.6
2575	38.9	14.28	2.05	39.0	1.94	-0.5	5.6
2600	38.7	14.34	2.07	39.0	1.96	-0.7	5.6
2625	38.6	14.41	2.10	39.0	1.99	-0.9	5.7
2650	38.5	14.48	2.13	38.9	2.02	-1.1	5.8
2675	38.4	14.55	2.17	38.9	2.05	-1.3	5.9
2700	38.3	14.62	2.20	38.9	2.07	-1.4	6.0



## Measurement Certificate / Material Test

Item Name **Head Tissue Simulating Liquid (HBBL1550-1950V3)**  
 Product No. SL AAH 181 AA (Charge: 140206-3)  
 Manufacturer **SPEAG**

### Measurement Method

TSL dielectric parameters measured using calibrated OCP probe.

### Setup Validation

Validation results were within  $\pm 2.5\%$  towards the target values of Methanol.

### Target Parameters

Target parameters as defined in the IEEE 1528 and IEC 62209 compliance standards.

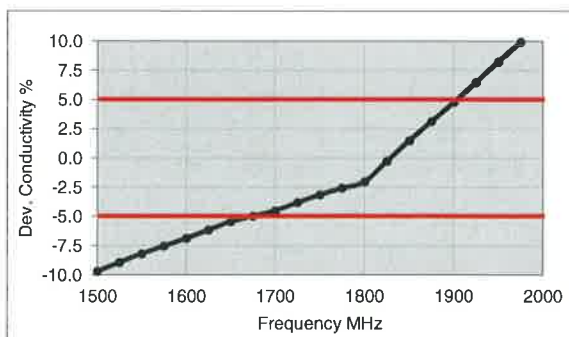
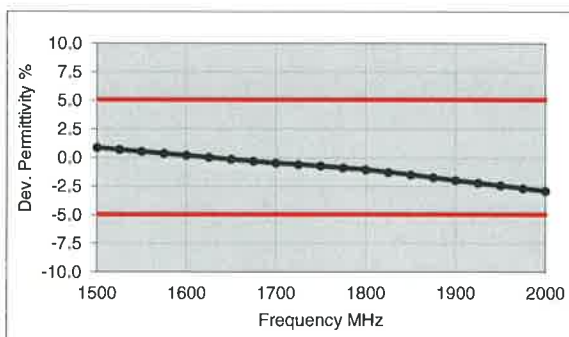
### Test Condition

Ambient Environment temperatur ( $22 \pm 3$ )°C and humidity < 70%.  
 TSL Temperature 22°C  
 Test Date 12-Feb-14  
 Operator IEN

### Additional Information

TSL Density 1.052 g/cm<sup>3</sup>  
 TSL Heat-capacity 3.322 kJ/(kg\*K)

f [MHz]	Measured			Target		Diff.to Target [%]	
	HP-ε'	HP-ε''	sigma	eps	sigma	Δ-eps	Δ-sigma
1500	40.8	13.29	1.11	40.4	1.23	0.9	-9.7
1525	40.7	13.34	1.13	40.4	1.24	0.7	-8.9
1550	40.6	13.38	1.15	40.4	1.26	0.6	-8.2
1575	40.5	13.41	1.17	40.3	1.27	0.4	-7.5
1600	40.4	13.44	1.20	40.3	1.28	0.2	-6.9
1625	40.3	13.48	1.22	40.3	1.30	0.1	-6.2
1650	40.2	13.53	1.24	40.2	1.31	-0.1	-5.4
1675	40.1	13.54	1.26	40.2	1.33	-0.3	-5.0
1700	40.0	13.55	1.28	40.2	1.34	-0.4	-4.5
1725	39.9	13.60	1.30	40.1	1.36	-0.6	-3.8
1750	39.8	13.64	1.33	40.1	1.37	-0.7	-3.1
1775	39.7	13.67	1.35	40.0	1.39	-0.9	-2.6
1800	39.6	13.70	1.37	40.0	1.40	-1.0	-2.0
1825	39.5	13.75	1.40	40.0	1.40	-1.2	-0.3
1850	39.4	13.81	1.42	40.0	1.40	-1.5	1.5
1875	39.3	13.84	1.44	40.0	1.40	-1.7	3.1
1900	39.2	13.88	1.47	40.0	1.40	-2.0	4.8
1925	39.1	13.92	1.49	40.0	1.40	-2.2	6.5
1950	39.0	13.97	1.52	40.0	1.40	-2.4	8.3
1975	38.9	14.01	1.54	40.0	1.40	-2.6	10.0
2000	38.8	14.05	1.56	40.0	1.40	-2.9	11.6





Zeughausstrasse 43, 8004 Zurich, Switzerland  
 Phone +41 44 245 9700, Fax +41 44 245 9779  
 info@speag.com, http://www.speag.com

## Measurement Certificate / Material Test

Item Name **Head Tissue Simulating Liquid (HBBL1900-3800V3)**  
 Product No. SL AAH 196 AB (Charge: 131212-1)  
 Manufacturer SPEAG

### Measurement Method

TSL dielectric parameters measured using calibrated OCP probe.

### Setup Validation

Validation results were within  $\pm 2.5\%$  towards the target values of Methanol.

### Target Parameters

Target parameters as defined in the IEEE 1528 and IEC 62209 compliance standards.

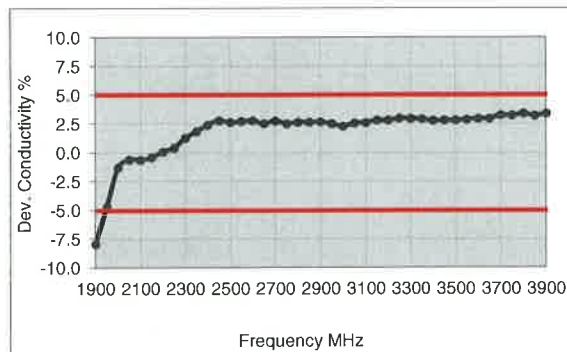
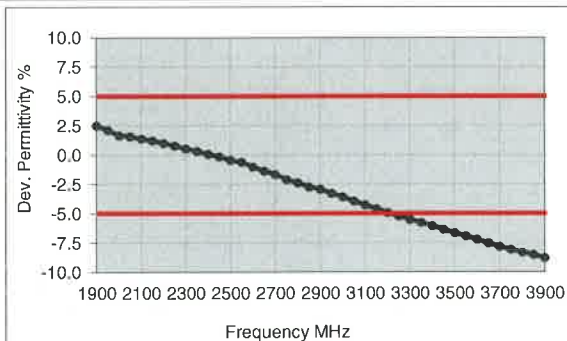
### Test Condition

Ambient Environment temperatur ( $22 \pm 3$ )°C and humidity < 70%.  
 TSL Temperature 22°C  
 Test Date 18-Dec-13  
 Operator IEN

### Additional Information

TSL Density 1.054 g/cm<sup>3</sup>  
 TSL Heat-capacity 3.389 kJ/(kg\*K)

f [MHz]	Measured			Target		Diff.to Target [%]	
	HP-e'	HP-e''	sigma	eps	sigma	Δ-eps	Δ-sigma
1900	41.0	12.2	1.3	40.0	1.4	2.5	-7.9
1950	40.8	12.3	1.3	40.0	1.4	2.1	-4.7
2000	40.7	12.4	1.4	40.0	1.4	1.7	-1.3
2050	40.5	12.6	1.4	39.9	1.4	1.6	-0.6
2100	40.4	12.7	1.5	39.8	1.5	1.4	-0.6
2150	40.2	12.8	1.5	39.7	1.5	1.2	-0.4
2200	40.0	12.9	1.6	39.6	1.6	1.0	0.1
2250	39.9	13.0	1.6	39.6	1.6	0.8	0.4
2300	39.7	13.2	1.7	39.5	1.7	0.5	1.3
2350	39.5	13.3	1.7	39.4	1.7	0.3	1.8
2400	39.3	13.5	1.8	39.3	1.8	0.1	2.4
2450	39.1	13.6	1.9	39.2	1.8	-0.1	2.8
2500	39.0	13.7	1.9	39.1	1.9	-0.4	2.6
2550	38.8	13.8	2.0	39.1	1.9	-0.6	2.7
2600	38.6	14.0	2.0	39.0	2.0	-1.0	2.8
2650	38.4	14.0	2.1	38.9	2.0	-1.4	2.5
2700	38.2	14.2	2.1	38.9	2.1	-1.7	2.7
2750	38.0	14.3	2.2	38.8	2.1	-2.1	2.5
2800	37.8	14.4	2.2	38.8	2.2	-2.4	2.6
2850	37.6	14.5	2.3	38.7	2.2	-2.7	2.6
2900	37.5	14.6	2.4	38.6	2.3	-2.9	2.6
2950	37.3	14.6	2.4	38.6	2.3	-3.3	2.5
3000	37.1	14.7	2.5	38.5	2.4	-3.6	2.3
3050	36.9	14.8	2.5	38.4	2.5	-3.9	2.6
3100	36.7	14.9	2.6	38.4	2.5	-4.3	2.6
3150	36.6	15.0	2.6	38.3	2.6	-4.6	2.8
3200	36.4	15.0	2.7	38.3	2.6	-4.9	2.8
3250	36.2	15.1	2.7	38.2	2.7	-5.2	3.0
3300	36.1	15.2	2.8	38.2	2.7	-5.5	3.0
3350	35.9	15.2	2.8	38.1	2.8	-5.8	2.9
3400	35.7	15.3	2.9	38.0	2.8	-6.0	2.8
3450	35.6	15.3	2.9	38.0	2.9	-6.3	2.8
3500	35.4	15.4	3.0	37.9	2.9	-6.6	2.8
3550	35.3	15.4	3.0	37.9	3.0	-6.9	2.9
3600	35.1	15.5	3.1	37.8	3.0	-7.2	2.9
3650	34.9	15.5	3.2	37.8	3.1	-7.5	2.9
3700	34.7	15.6	3.2	37.7	3.1	-7.8	3.2
3750	34.6	15.7	3.3	37.6	3.2	-8.1	3.2
3800	34.5	15.7	3.3	37.6	3.2	-8.3	3.4
3850	34.3	15.8	3.4	37.5	3.3	-8.5	3.2



Zeughausstrasse 43, 8004 Zurich, Switzerland  
 Phone +41 44 245 9700, Fax +41 44 245 9779  
 info@speag.com, <http://www.speag.com>

## Measurement Certificate / Material Test

Item Name **Head Tissue Simulating Liquid (HBBL3500-5800V5)**  
 Product No. SL AAH 502 AB (Charge: 130123-1)  
 Manufacturer SPEAG

### Measurement Method

TSL dielectric parameters measured using calibrated OCP probe.

### Setup Validation

Validation results were within  $\pm 2.5\%$  towards the target values of Methanol.

### Target Parameters

Target parameters as defined in the IEEE 1528 and IEC 62209 compliance standards.

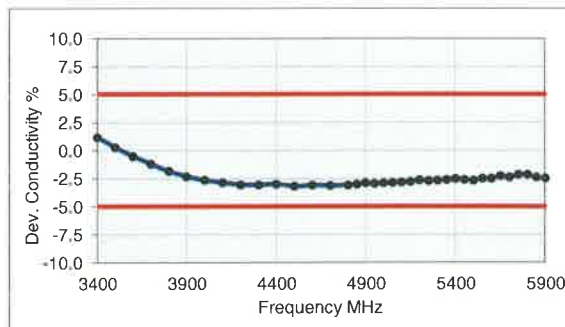
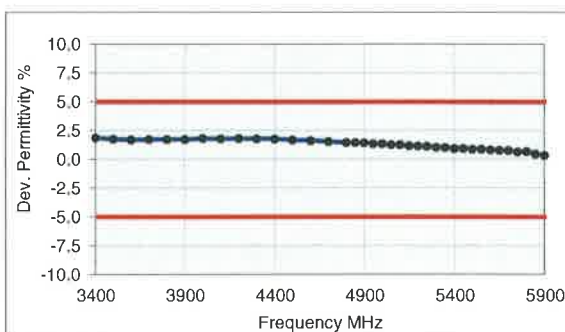
### Test Condition

Ambient Environment temperatur ( $22 \pm 3$ )°C and humidity < 70%.  
 TSL Temperature 22°C  
 Test Date 23-Jan-13  
 Operator DI

### Additional Information

TSL Density 0.985 g/cm<sup>3</sup>  
 TSL Heat-capacity 3.383 kJ/(kg\*K)

f [MHz]	Measured			Target		Diff.to Target [%]	
	HP-e'	HP-e''	sigma	eps	sigma	Δ-eps	Δ-sigma
3400	38.8	15.03	2.84	38.0	2.81	1.9	1.2
3500	38.6	15.00	2.92	37.9	2.91	1.8	0.3
3600	38.5	14.98	3.00	37.8	3.02	1.7	-0.5
3700	38.4	14.97	3.08	37.7	3.12	1.7	-1.2
3800	38.2	14.95	3.16	37.6	3.22	1.7	-1.8
3900	38.1	14.96	3.25	37.5	3.32	1.7	-2.3
4000	38.0	14.99	3.34	37.4	3.43	1.8	-2.6
4100	37.9	15.03	3.43	37.2	3.53	1.8	-2.8
4200	37.8	15.06	3.52	37.1	3.63	1.8	-3.0
4300	37.7	15.13	3.62	37.0	3.73	1.8	-3.1
4400	37.6	15.20	3.72	36.9	3.84	1.8	-3.0
4500	37.4	15.23	3.81	36.8	3.94	1.7	-3.2
4600	37.3	15.30	3.92	36.7	4.04	1.6	-3.1
4700	37.1	15.35	4.01	36.6	4.14	1.5	-3.1
4800	37.0	15.41	4.11	36.4	4.25	1.5	-3.1
4850	36.9	15.45	4.17	36.4	4.30	1.5	-3.0
4900	36.8	15.49	4.22	36.3	4.35	1.4	-2.9
4950	36.8	15.51	4.27	36.3	4.40	1.4	-2.9
5000	36.7	15.54	4.32	36.2	4.45	1.4	-2.9
5050	36.6	15.57	4.37	36.2	4.50	1.3	-2.8
5100	36.6	15.60	4.42	36.1	4.55	1.3	-2.8
5150	36.5	15.63	4.48	36.0	4.60	1.2	-2.7
5200	36.4	15.67	4.53	36.0	4.66	1.2	-2.6
5250	36.3	15.68	4.58	35.9	4.71	1.1	-2.7
5300	36.2	15.71	4.63	35.9	4.76	1.0	-2.6
5350	36.2	15.74	4.68	35.8	4.81	1.0	-2.6
5400	36.1	15.78	4.74	35.8	4.86	0.9	-2.5
5450	36.0	15.78	4.78	35.7	4.91	0.9	-2.6
5500	36.0	15.79	4.83	35.6	4.96	0.9	-2.6
5550	35.9	15.84	4.89	35.6	5.01	0.9	-2.5
5600	35.8	15.86	4.94	35.5	5.07	0.8	-2.5
5650	35.8	15.91	5.00	35.5	5.12	0.8	-2.2
5700	35.7	15.91	5.05	35.4	5.17	0.8	-2.4
5750	35.6	15.97	5.11	35.4	5.22	0.7	-2.1
5800	35.5	15.98	5.16	35.3	5.27	0.7	-2.1
5850	35.5	16.01	5.21	35.3	5.34	0.5	-2.4
5900	35.4	16.05	5.27	35.3	5.40	0.3	-2.4



# LIQUIDS

## Head Tissue Simulating Liquids

Application	Specific absorption rate according to standards (e.g., IEC 62209-x, IEEE 1528)		
Packaging	Plastic container of 10 liters with nozzle		
Life Time	Life time and stability of the liquid depend on usage, storage, and handling of tissue simulating liquid		
Options	Tissue simulating liquids for frequencies outside the below listed ranges are available upon request (please contact <a href="mailto:info@speag.swiss">info@speag.swiss</a> )		
Head Tissue	Parameters according to IEEE 1528 / IEC 62209-1/ IEC 62209-2 / FCC KDB 865664		
Narrow-Band Solutions (±5% Tolerance)	Product	Test Frequency (MHz)	Main Ingredients
	HSL300V2	300	Water, Sugar
	HSL450V2	450	Water, Sugar
	HSL750V2	750	Water, Sugar
	HSL900V2	835, 900	Water, Sugar
Broad-Band Solutions (±5% Tolerance)	Product	Test Frequency (MHz)	Main Ingredients
	HBBL1350-1850V3	1450 – 1800	Water, Tween
	HBBL1550-1950V3	1750 – 1850	Water, Tween
	HBBL1900-3800V3	1950 – 3000	Water, Tween
	HBBL3500-5800V5	3500 – 5800	Water, Oil
Broad-Band Solutions (±10% Tolerance)	Product	Test Frequency (MHz)	Main Ingredients
	HBBL4-250V3	4 – 250	Water, Tween
	HBBL1350-1850V3	1300 – 1850	Water, Tween
	HBBL1550-1950V3	1550 – 1950	Water, Tween
	HBBL1900-3800V3	1900 – 3800	Water, Tween
	HBBL600-10000V6	600 – 10000	Water, Oil

**Measurement Certificate / Material Test**

Item Name	Head Tissue Simulating Liquid (HBBL4-250V3)
Product No.	SL AAH 005 AD (Batch: 210921-1)
Manufacturer	SPEAG

**Measurement Method**

TSL dielectric parameters measured using calibrated DAK probe.

**Setup Validation**

Validation results were within  $\pm 2.5\%$  towards the target values of Methanol.

**Target Parameters**

Target parameters as defined in the IEEE 1528 and IEC 62209 compliance standards.

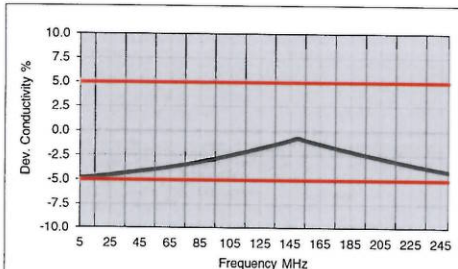
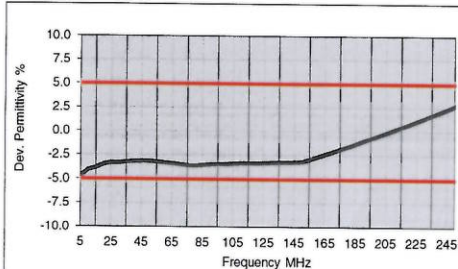
**Test Condition**

Ambient	Environment temperatur ( $22 \pm 3$ )°C and humidity < 70%.
TSL Temperature	22°C
Test Date	24-Sep-21
Operator	WM

**Additional Information**

TSL Density	1.042 g/cm <sup>3</sup>
TSL Heat-capacity	3.574 kJ/(kg*K)

f [MHz]	Measured			Target		Diff.to Target [%]	
	$\epsilon'$	$\epsilon''$	sigma	eps	sigma	$\Delta\epsilon$	$\Delta\sigma$
5	52.8	2566.54	0.71	55.5	0.75	-4.7	-4.8
10	53.2	1283.56	0.71	55.5	0.75	-4.0	-4.8
15	53.2	856.45	0.71	55.3	0.75	-3.9	-4.7
20	53.2	642.92	0.72	55.1	0.75	-3.5	-4.6
25	53.2	514.83	0.72	55.0	0.75	-3.3	-4.5
30	53.2	429.47	0.72	55.0	0.75	-3.3	-4.4
35	53.1	368.53	0.72	54.9	0.75	-3.2	-4.3
40	53.0	322.85	0.72	54.8	0.75	-3.2	-4.2
45	53.0	287.36	0.72	54.7	0.75	-3.1	-4.1
50	52.8	258.99	0.72	54.6	0.75	-3.1	-4.0
55	52.7	235.82	0.72	54.4	0.75	-3.2	-3.9
60	52.5	216.53	0.72	54.3	0.75	-3.3	-3.8
65	52.4	200.23	0.72	54.2	0.75	-3.4	-3.7
70	52.2	186.28	0.73	54.1	0.75	-3.5	-3.6
75	52.1	174.20	0.73	54.0	0.75	-3.6	-3.4
80	51.9	163.65	0.73	53.9	0.75	-3.6	-3.3
85	51.9	154.34	0.73	53.8	0.75	-3.5	-3.1
90	51.8	146.08	0.73	53.7	0.75	-3.5	-3.0
95	51.7	138.70	0.73	53.5	0.75	-3.4	-2.8
100	51.6	132.07	0.73	53.4	0.75	-3.4	-2.7
105	51.5	126.07	0.74	53.3	0.76	-3.4	-2.5
110	51.4	120.63	0.74	53.2	0.76	-3.3	-2.3
115	51.3	115.67	0.74	53.1	0.76	-3.3	-2.1
120	51.2	111.12	0.74	53.0	0.76	-3.3	-1.9
125	51.1	106.94	0.74	52.9	0.76	-3.3	-1.7
130	51.0	103.09	0.75	52.8	0.76	-3.3	-1.5
135	50.9	99.53	0.75	52.6	0.76	-3.3	-1.3
140	50.8	96.23	0.75	52.5	0.76	-3.2	-1.1
145	50.7	93.16	0.75	52.4	0.76	-3.2	-0.9
150	50.6	90.30	0.75	52.3	0.76	-3.2	-0.7
155	50.5	87.63	0.76	52.1	0.76	-2.9	-0.9
160	50.5	85.12	0.76	51.8	0.77	-2.7	-1.1
165	50.4	82.77	0.76	51.6	0.77	-2.4	-1.3
170	50.3	80.56	0.76	51.4	0.77	-2.1	-1.5
175	50.2	78.48	0.76	51.1	0.78	-1.9	-1.7
180	50.1	76.51	0.77	50.9	0.78	-1.6	-1.9
185	50.0	74.66	0.77	50.7	0.78	-1.3	-2.1
190	49.9	72.90	0.77	50.4	0.79	-1.0	-2.2
195	49.8	71.23	0.77	50.2	0.79	-0.7	-2.4
200	49.7	69.65	0.77	50.0	0.80	-0.5	-2.6
205	49.7	68.15	0.78	49.7	0.80	-0.2	-2.8
210	49.6	66.72	0.78	49.5	0.80	0.1	-2.9
215	49.5	65.35	0.78	49.3	0.81	0.4	-3.1
220	49.4	64.05	0.78	49.0	0.81	0.8	-3.2
225	49.3	62.81	0.79	48.8	0.81	1.1	-3.4
230	49.2	61.62	0.79	48.6	0.82	1.4	-3.6
235	49.2	60.49	0.79	48.3	0.82	1.7	-3.7
240	49.1	59.40	0.79	48.1	0.82	2.0	-3.9
245	49.0	58.36	0.80	47.9	0.83	2.4	-4.0
250	48.9	57.36	0.80	47.6	0.83	2.7	-4.1





Zeughausstrasse 43, 8004 Zurich, Switzerland  
Phone +41 44 245 9700, Fax +41 44 245 9779  
info@speag.com, http://www.speag.com

**Measurement Certificate / Material Test**

Item Name	Head Tissue Simulating Liquid (HBBL600-10000V6)
Product No.	SL AAH U16 BC (Batch: 181106-1)
Manufacturer	SPEAG

**Measurement Method**

TSL dielectric parameters measured using calibrated DAK probe.

**Target Parameters**

Target parameters as defined in the IEEE 1528 and IEC 62209 compliance standards.

**Test Condition**

Ambient Condition 22°C ; 30% humidity

TSL Temperature 22°C

Test Date 7-Nov-18

Operator CL

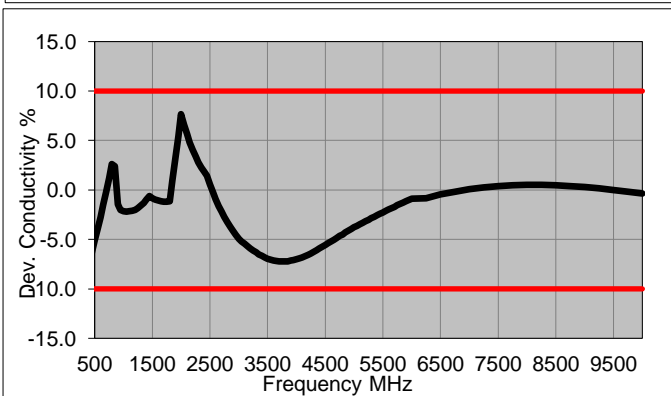
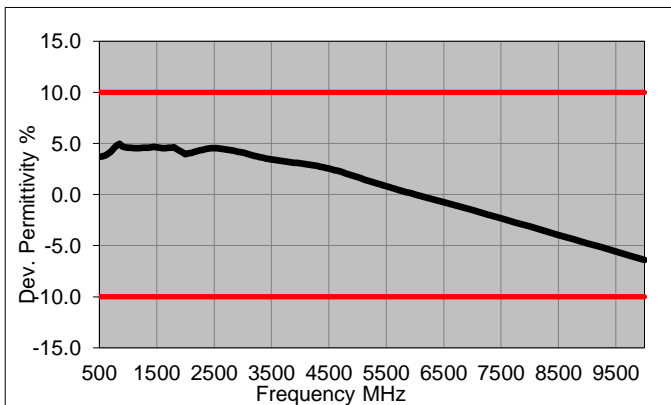
**Additional Information**

TSL Density

TSL Heat-capacity

**Results**

f [MHz]	Measured			Target		Diff.to Target [%]	
	e'	e''	sigma	eps	sigma	D-eps	D-sigma
800	43.7	20.7	0.92	41.7	0.90	4.8	2.5
825	43.7	20.3	0.93	41.6	0.91	5.1	2.6
835	43.7	20.1	0.94	41.5	0.91	5.2	3.1
850	43.6	19.8	0.94	41.5	0.92	5.1	2.6
900	43.5	19.1	0.96	41.5	0.97	4.8	-1.0
1400	42.5	15.0	1.17	40.6	1.18	4.7	-0.8
1450	42.4	14.8	1.19	40.5	1.20	4.7	-0.8
1600	42.1	14.3	1.27	40.3	1.28	4.4	-1.1
1625	42.1	14.2	1.29	40.3	1.30	4.5	-0.7
1640	42.1	14.2	1.30	40.3	1.31	4.6	-0.5
1650	42.1	14.1	1.30	40.2	1.31	4.6	-1.0
1700	42.0	14.0	1.33	40.2	1.34	4.6	-0.9
1750	41.9	13.9	1.35	40.1	1.37	4.5	-1.5
1800	41.8	13.8	1.38	40.0	1.40	4.5	-1.4
1810	41.8	13.8	1.39	40.0	1.40	4.5	-0.7
1825	41.8	13.8	1.40	40.0	1.40	4.5	0.0
1850	41.8	13.7	1.41	40.0	1.40	4.5	0.7
1900	41.7	13.7	1.44	40.0	1.40	4.3	2.9
1950	41.6	13.6	1.48	40.0	1.40	4.0	5.7
2000	41.6	13.6	1.51	40.0	1.40	4.0	7.9
2050	41.5	13.5	1.54	39.9	1.44	4.0	6.6
2100	41.5	13.5	1.57	39.8	1.49	4.2	5.4
2150	41.4	13.4	1.61	39.7	1.53	4.2	5.0
2200	41.3	13.4	1.64	39.6	1.58	4.2	3.9
2250	41.3	13.4	1.68	39.6	1.62	4.4	3.6
2300	41.2	13.4	1.71	39.5	1.67	4.4	2.6
2350	41.1	13.4	1.75	39.4	1.71	4.4	2.3
2400	41.1	13.4	1.79	39.3	1.76	4.6	2.0
2450	41.0	13.4	1.83	39.2	1.80	4.6	1.7
2500	40.9	13.4	1.86	39.1	1.85	4.5	0.3
2550	40.8	13.4	1.90	39.1	1.91	4.4	-0.5
2600	40.8	13.5	1.95	39.0	1.96	4.6	-0.7
3500	39.2	13.9	2.71	37.9	2.91	3.4	-6.9
3700	38.9	14.1	2.89	37.7	3.12	3.3	-7.2



5200	36.5	15.6	4.51	36.0	4.66	1.3	-3.2
5250	36.4	15.6	4.56	35.9	4.71	1.2	-3.0
5300	36.3	15.7	4.62	35.9	4.76	1.1	-2.9
5500	35.9	15.9	4.85	35.6	4.96	0.8	-2.3
5600	35.8	15.9	4.96	35.5	5.07	0.6	-2.0
5700	35.6	16.0	5.08	35.4	5.17	0.5	-1.7
5800	35.4	16.1	5.20	35.3	5.27	0.3	-1.4
6000	35.1	16.3	5.43	35.1	5.48	0.0	-0.9
6500	34.2	16.7	6.04	34.5	6.07	-0.7	-0.5
7000	33.4	17.1	6.66	33.9	6.65	-1.5	0.1
7500	32.5	17.4	7.27	33.3	7.24	-2.3	0.4
8000	31.7	17.7	7.88	32.7	7.84	-3.1	0.5
8500	30.9	18.0	8.49	32.1	8.45	-4.0	0.5
9000	30.0	18.2	9.10	31.5	9.08	-4.8	0.3
9500	29.2	18.4	9.71	31.0	9.71	-5.6	0.0
10000	28.4	18.5	10.32	30.4	10.36	-6.4	-0.4