15M BW QPSK Low ch. 1RB

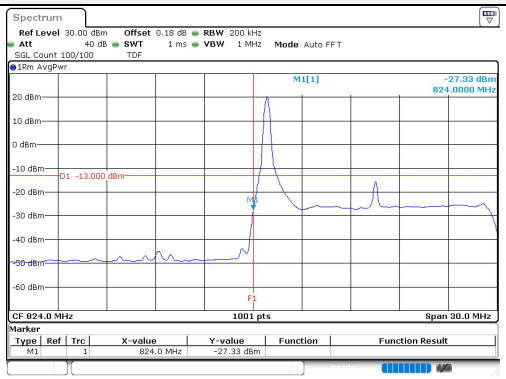

15M BW QPSK High ch. 1RB

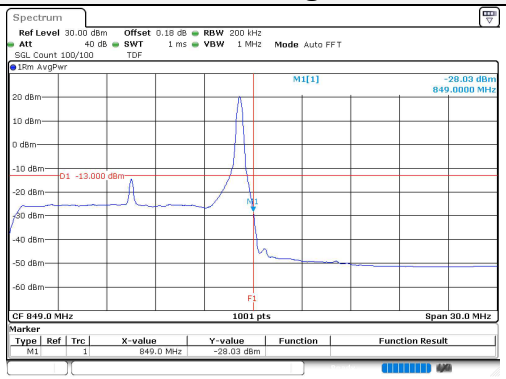

15M BW QPSK Low ch. FRB

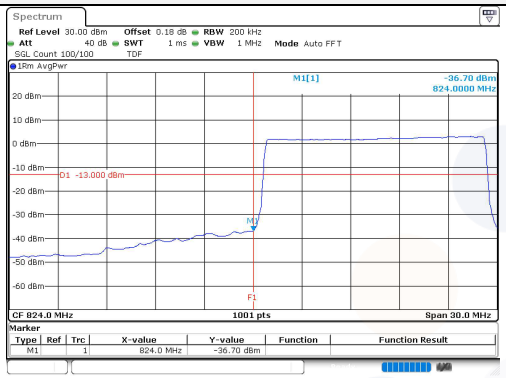

15M BW QPSK High ch. FRB

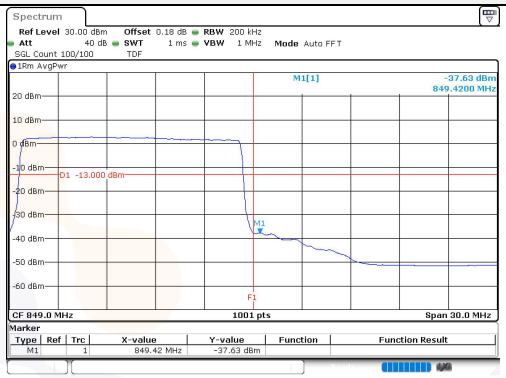

15M BW QPSK Lower extended 1RB

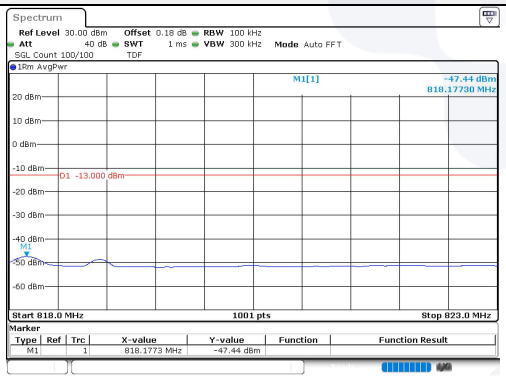

15M BW QPSK Upper extended 1RB

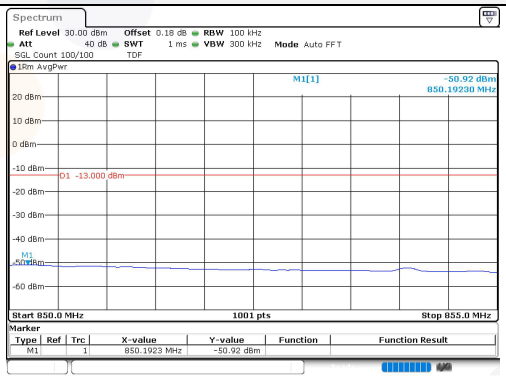

15M BW QPSK Lower extended FRB

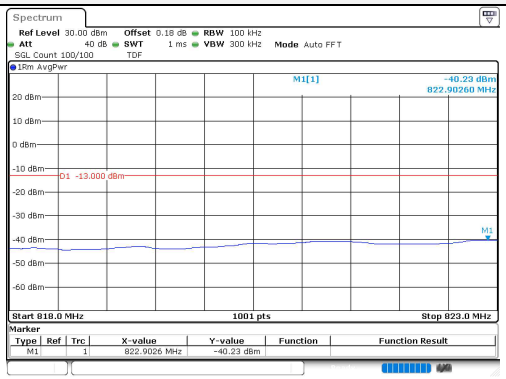

15M BW QPSK Upper extended FRB

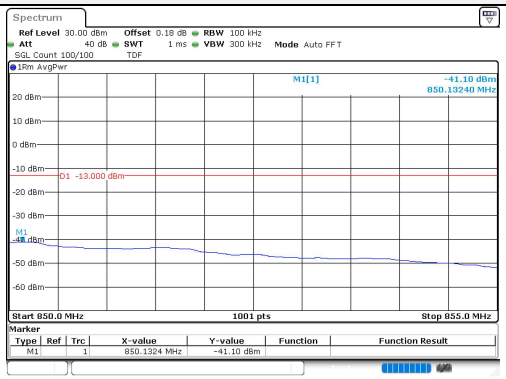

Test mode: LTE Band 41

5M BW QPSK Low ch. 1RB

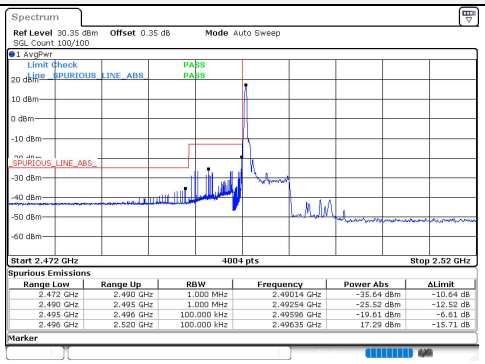

5M BW QPSK High ch. 1RB

5M BW QPSK Low ch. FRB

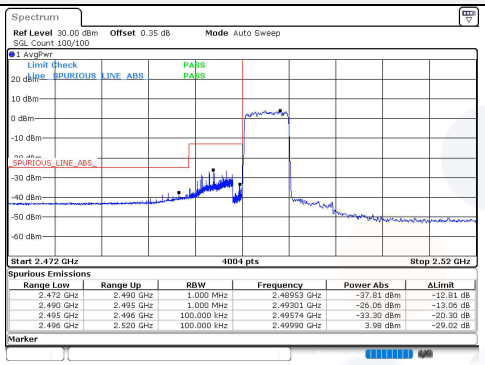

5M BW QPSK High ch. FRB

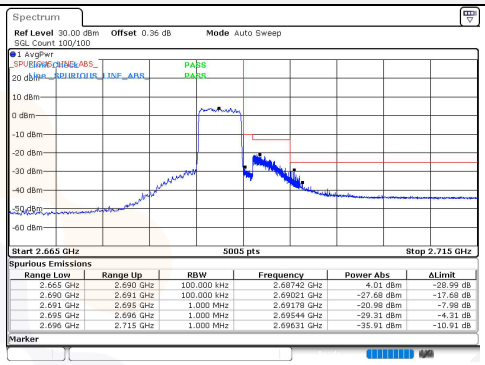

10M BW QPSK Low ch. 1RB

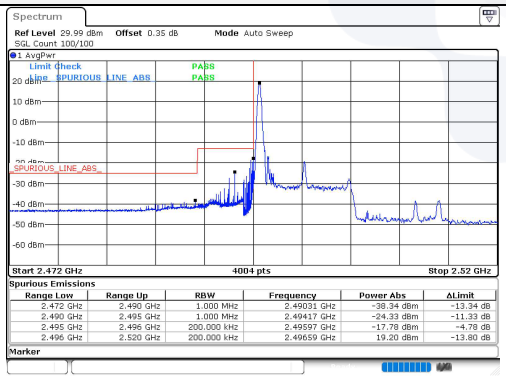

10M BW QPSK High ch. 1RB

10M BW QPSK Low ch. FRB

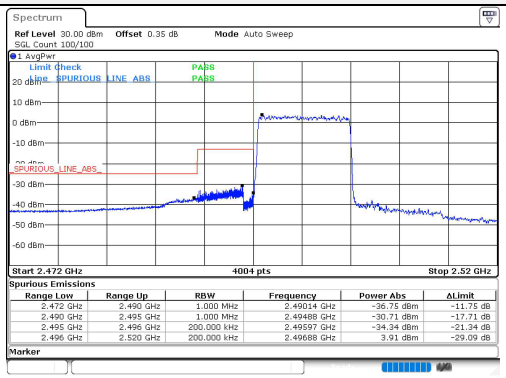

10M BW QPSK High ch. FRB

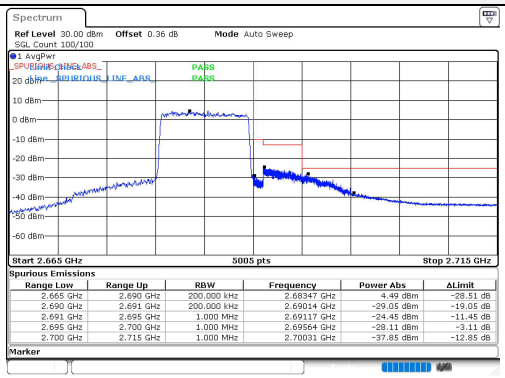

15M BW QPSK Low ch. 1RB

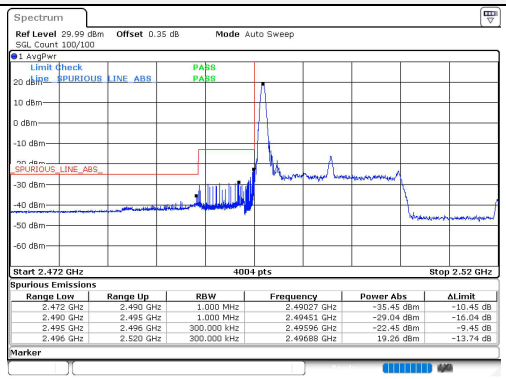

15M BW QPSK High ch. 1RB

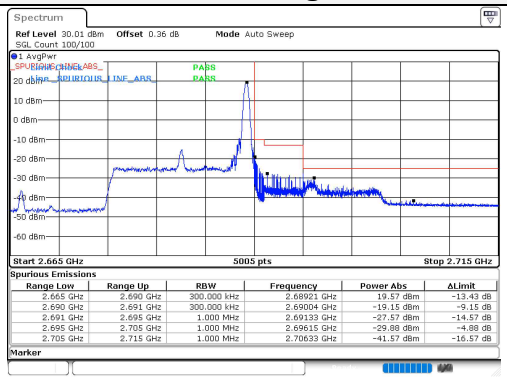

15M BW / QPSK / Low ch. / FRB

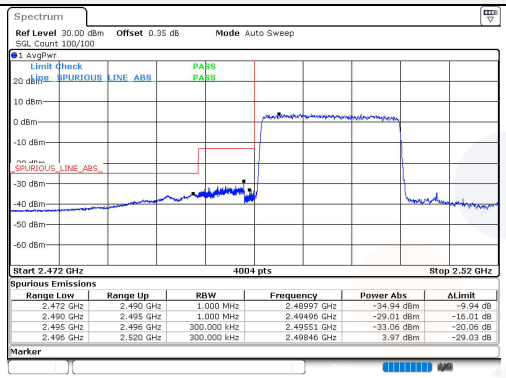

15M BW / QPSK / High ch. / FRB

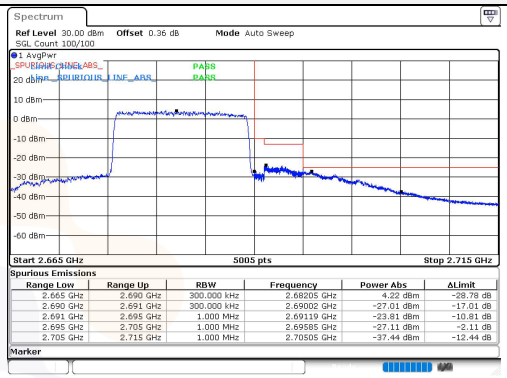

20M BW QPSK Low ch. 1RB

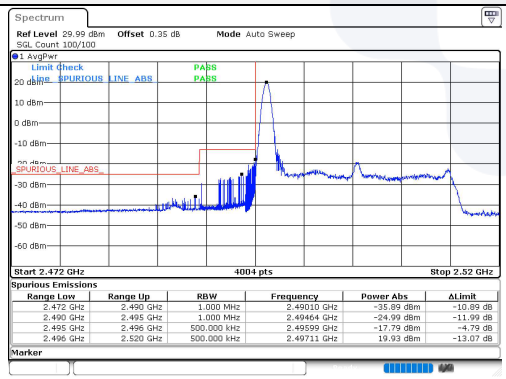

20M BW QPSK High ch. 1RB

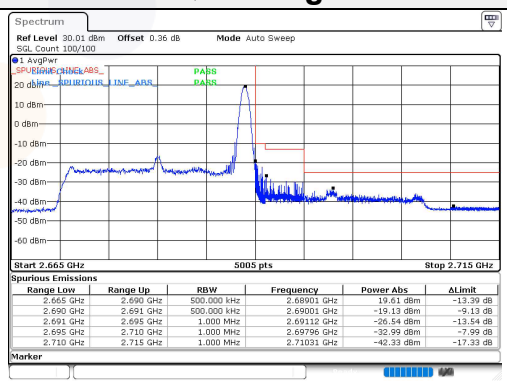

20M BW QPSK Low ch. FRB

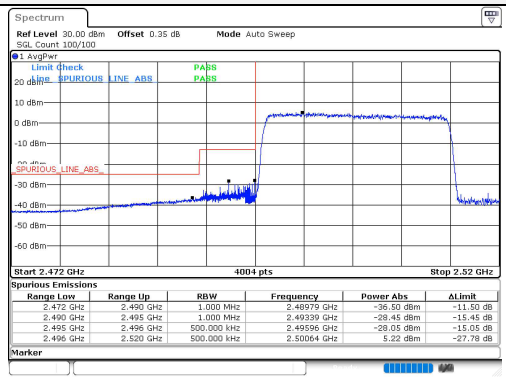

20M BW QPSK High ch. FRB

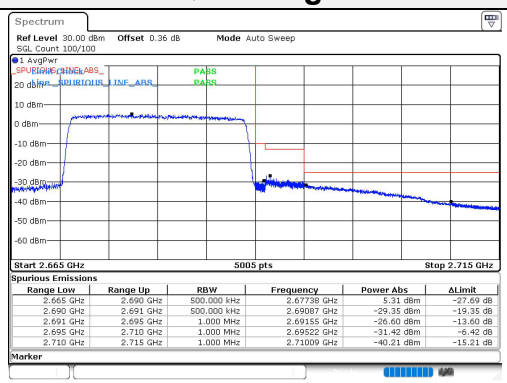

Test mode: LTE Band 66/4

1.4M BW QPSK Low ch. 1RB

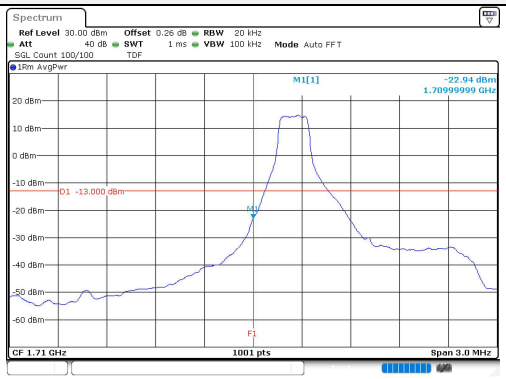

1.4M BW QPSK High ch. 1RB

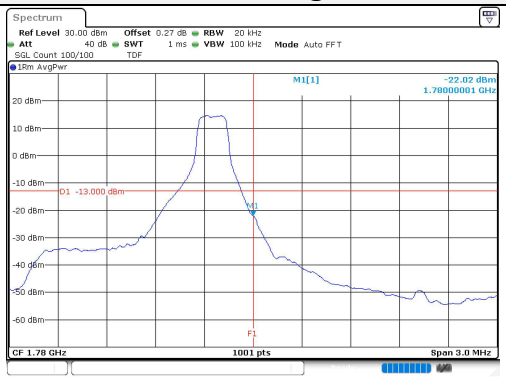

1.4M BW QPSK Low ch. FRB

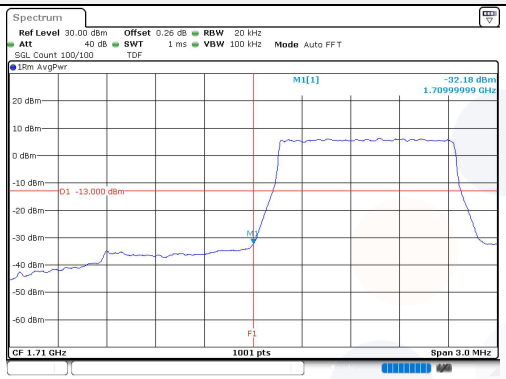

1.4M BW QPSK High ch. FRB

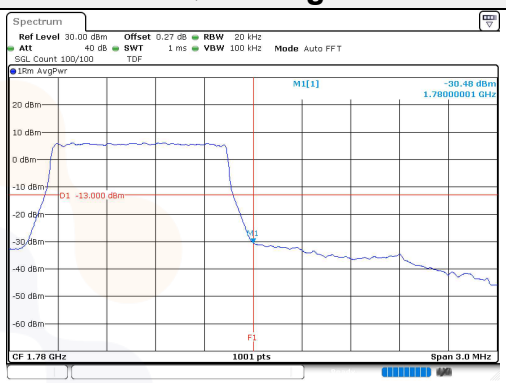

3M BW QPSK Low ch. 1RB

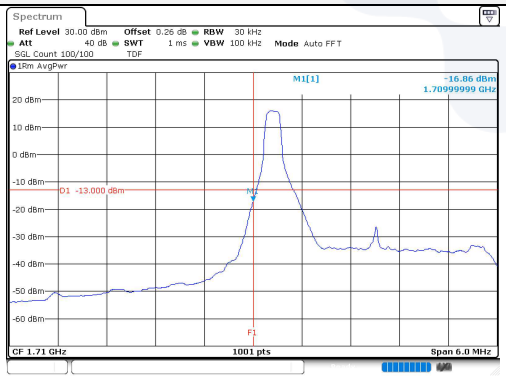

3M BW QPSK High ch. 1RB

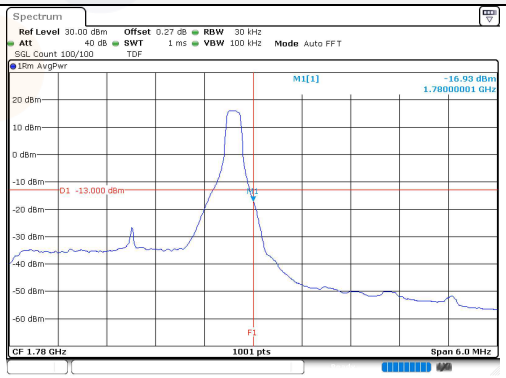

3M BW QPSK Low ch. FRB

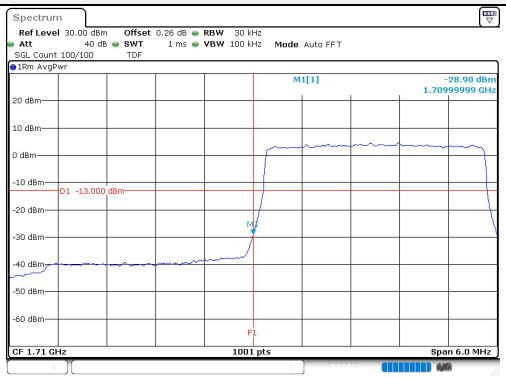

3M BW QPSK High ch. FRB

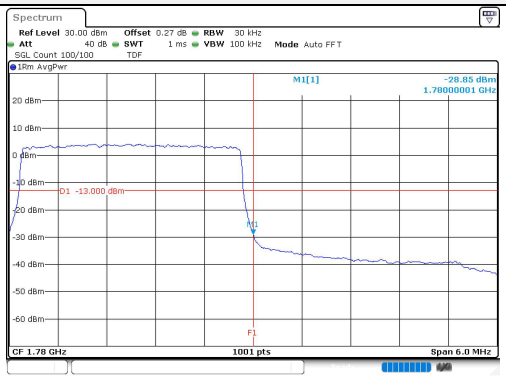

5M BW QPSK Low ch. 1RB

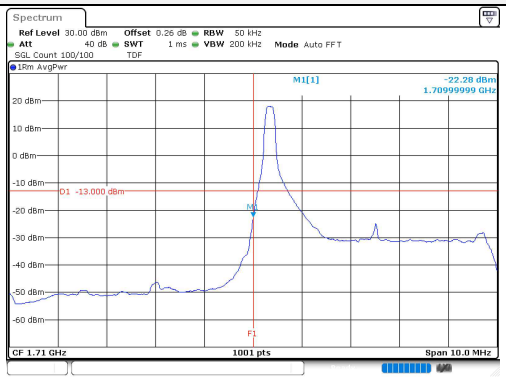

5M BW QPSK High ch. 1RB

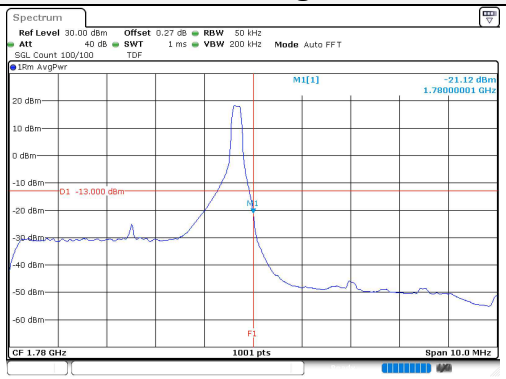

5M BW QPSK Low ch. FRB

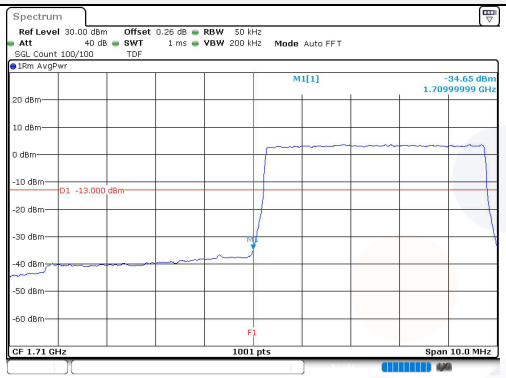

5M BW QPSK High ch. FRB

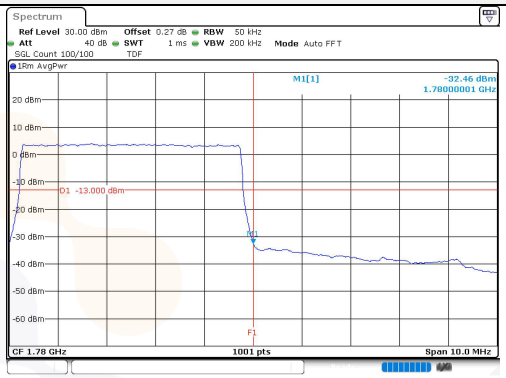

0M BW QPSK Low ch. 1RB

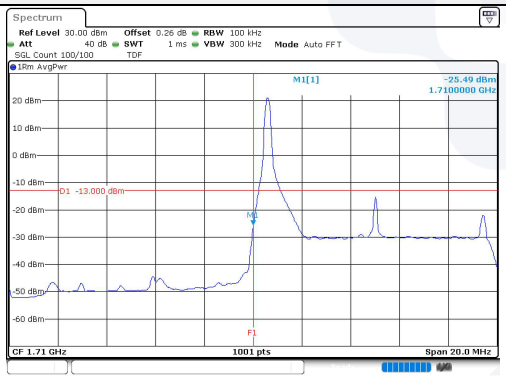

10M BW QPSK High ch. 1RB

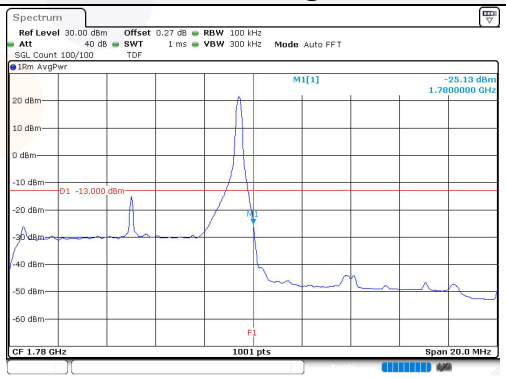

10M BW QPSK Low ch. FRB

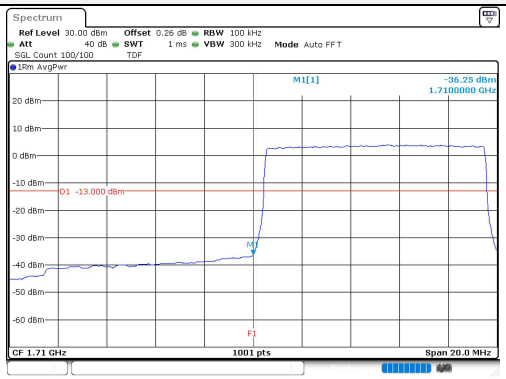

10M BW QPSK High ch. FRB

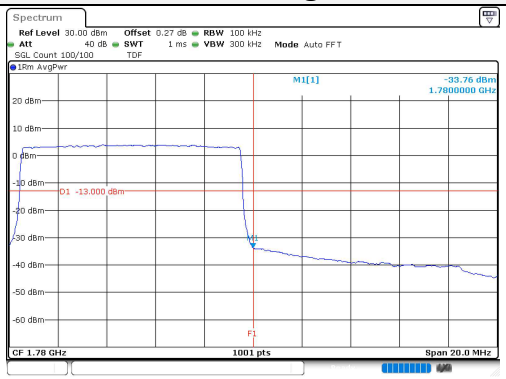

15M BW QPSK Low ch. 1RB

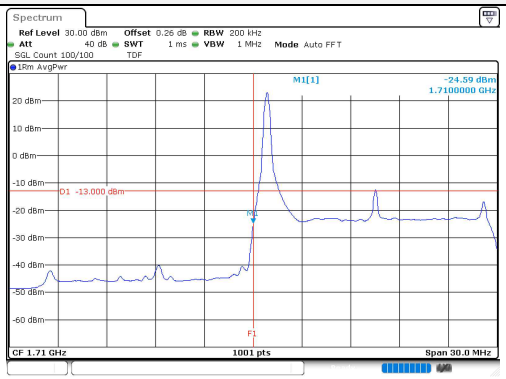

15M BW QPSK High ch. 1RB

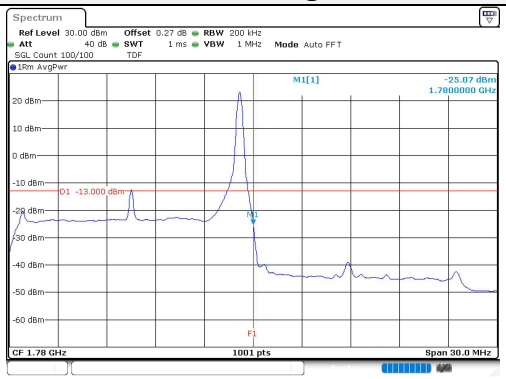

15M BW QPSK Low ch. FRB

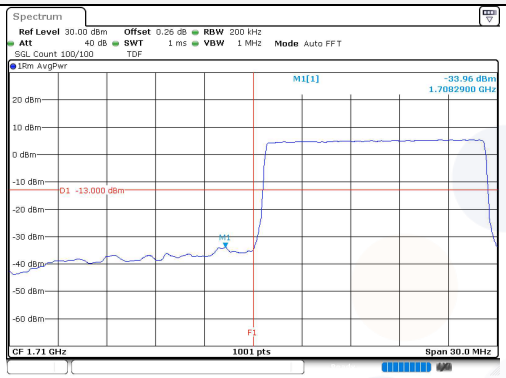

15M BW QPSK High ch. FRB

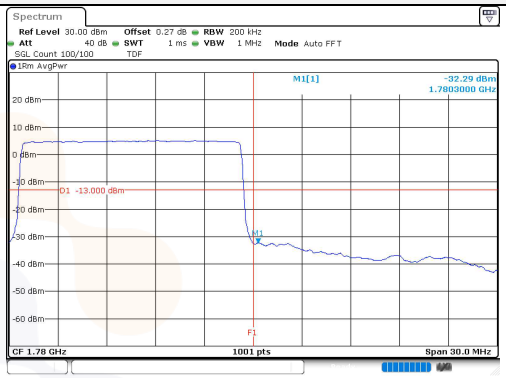

20M BW QPSK Low ch. 1RB

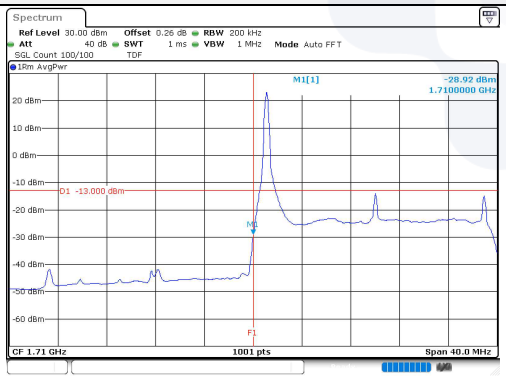

20M BW QPSK High ch. 1RB

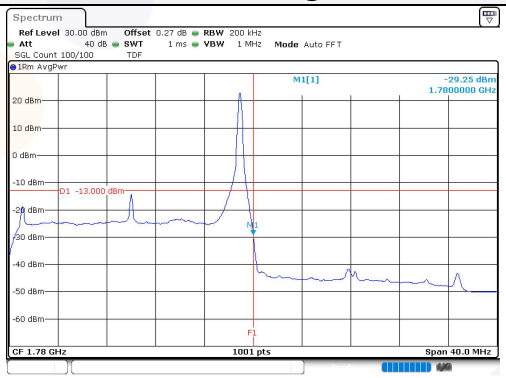

20M BW QPSK Low ch. FRB

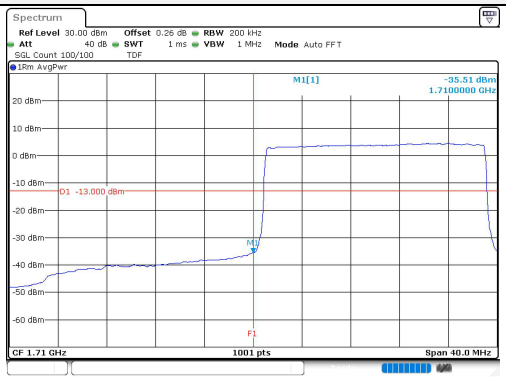

20M BW QPSK High ch. FRB

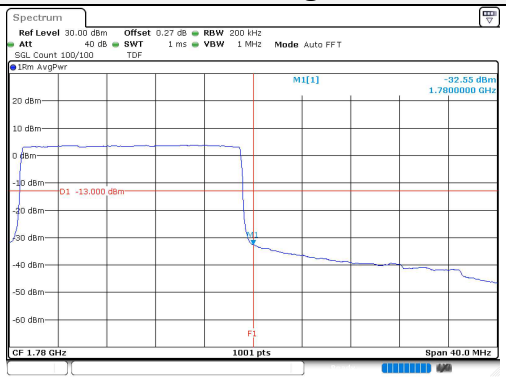

7.4. Spurious Emissions at Antenna Terminal

Test setup

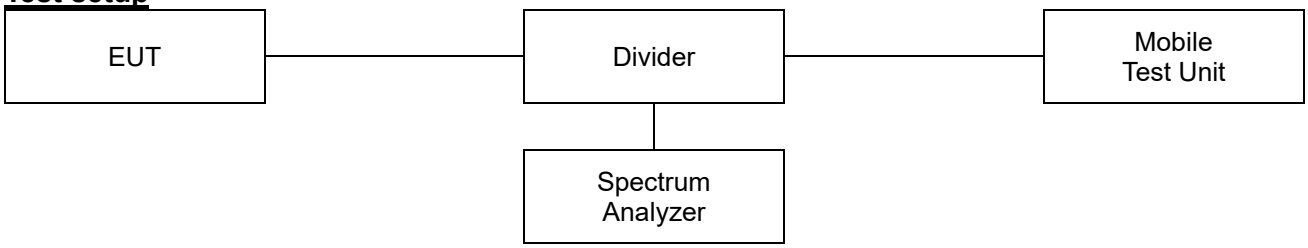

Limit

According to §22.917(a), §24.238(a), the power of any emission outside of the authorized operating frequency ranges must be attenuated below the transmitting power (P) by a factor of at least 43 + 10log($P_{[Watts]}$) ㎧.

According to §27.53(c)(2), On any frequency outside the 776-788 ㎒ band, the power of any emission shall be attenuated outside the band below the transmitter power (P) by at least 43 + 10 log ($P_{[Watts]}$) ㎧.

According to §27.53(g), for operations in the 600 ㎒ band and the 698-746 ㎒ band, the power of any emission outside a licensee's frequency band(s) of operation shall be attenuated below the transmitter power (P) within the licensed band(s) of operation, measured in watts, by at least 43 + 10log($P_{[Watts]}$) ㎧.

According to §27.53(h), the power of any emission outside a licensee's frequency block shall be attenuated below the transmitter power (P) in watts by at least 43 + 10log($P_{[Watts]}$) ㎧.

According to §27.53(m)(4), the minimum permissible attenuation level of any spurious emission is 55 + 10log($P_{[Watts]}$) ㎧.

Test procedure

971168 D01 v03r01 - Section 6
ANSI 63.26-2015 – Section 5.7

Test settings

1) Start frequency was set to 30 ㎒ and stop frequency was set to at least 10th the fundamental frequency.
2) Detector = RMS
3) Sweep time = auto couple.
4) Trace mode = trace average
5) Allow trace to fully stabilize.
6) Please see test notes below RBW and VBW settings.

Notes:

1. Per 22.917(b), 24.238(b), 27.53(c), 27.53(g), 27.53(h)(3), 27.53(m)(6), compliance with these provisions is based on the use of measurement instrumentation employing a resolution bandwidth of 100 ㎑ or greater for frequencies less than 1 ㎓ and 1 ㎒ or greater for frequencies greater than 1 ㎓.
   The emission bandwidth is defined as the width of the signal between two points, one below the carrier center frequency and one above the carrier center frequency, outside of which all emissions are attenuated at least 26 ㎧ below the transmitter power.

Test results

Test mode: LTE Band 2

1.4M BW QPSK Low ch.

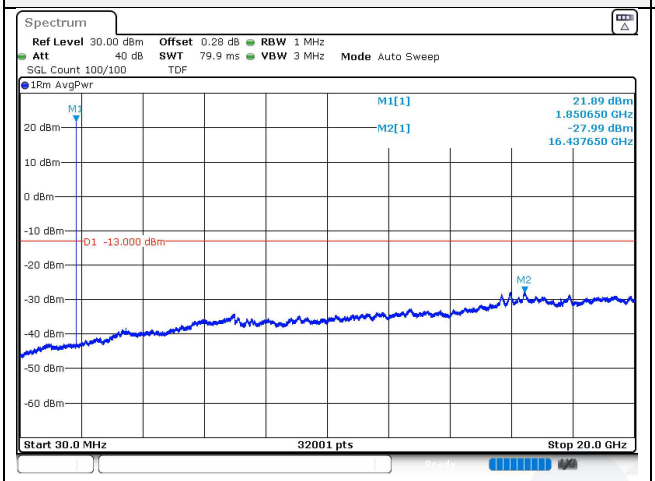

3M BW QPSK Low ch.

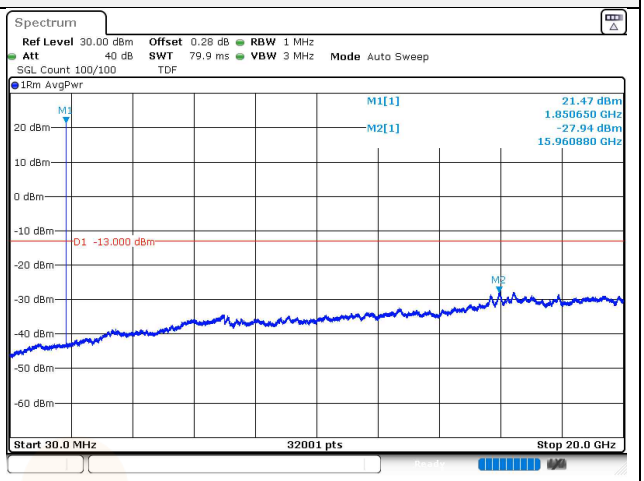

1.4M BW QPSK Mid ch.

3M BW QPSK Mid ch.

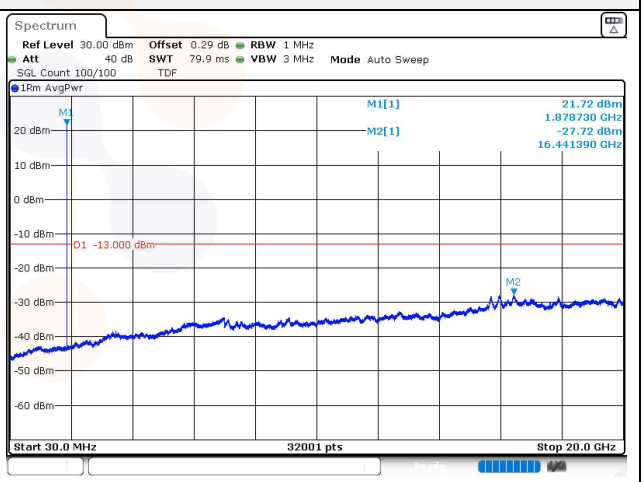

1.4M BW QPSK High ch.

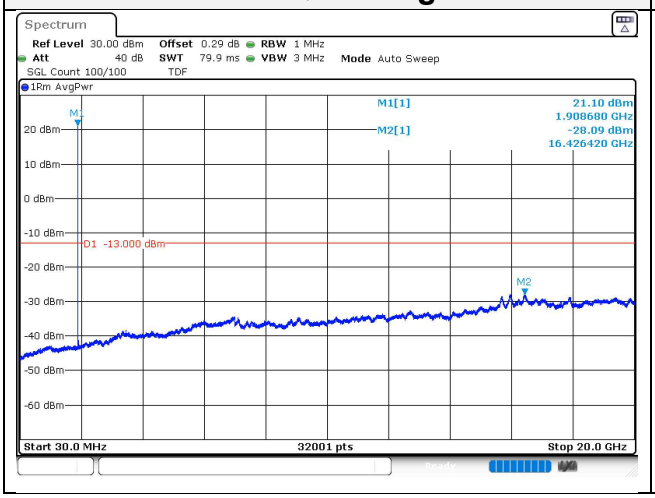
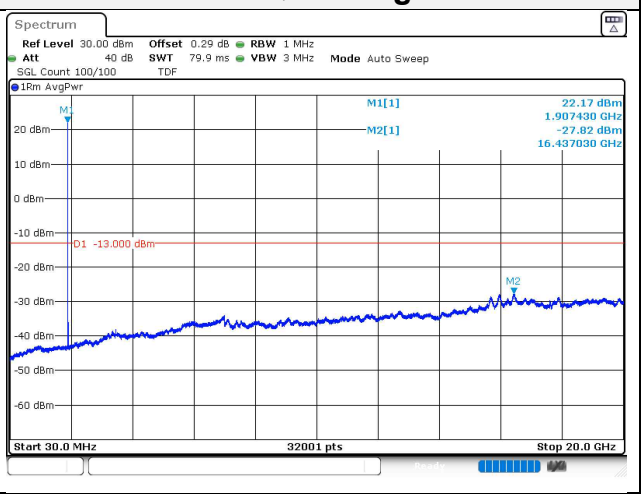
3M BW QPSK High ch.