


APPENDIX


– Test Setup and EUT photographs –

1. Photograph of Test Setup


☐ Conducted Disturbance



[Mode 1-4 : Front]



[Mode 1-4 : Rear]



[Mode 5 : Front]




[Mode 5 : Rear]

☐ **Radiated Disturbance for Below 1 GHz**



[Mode 1 : Front]




[Mode 1 : Rear]



[Mode 2-4 : Front]



[Mode 2-4 : Rear]



[Mode 5 : Front]



[Mode 5 : Rear]


☐ **Radiated Disturbance for Above 1 GHz**




[Mode 1 : Front]




[Mode 1 : Rear]



[Mode 2-4 : Front]



[Mode 2-4 : Rear]



[Mode 5 : Front]



[Mode 5 : Rear]