

GSM

Communication System: UID 0, Generic GSM (0); Frequency: 836.6 MHz;Duty Cycle: 1:8.30042

T-Coil scan (scan for ANSI C63.19 2011 compliance)/GSM850 Voice ch190 FR-V1/z (axial) wideband at best S/N/ABM Freq Resp(x,y,z,f) (1x1x1):

Measurement grid: dx=10mm, dy=10mm

Signal Type: Audio File (.wav) 48k_voice_300-3000_2s.wav

Output Gain: 47.64

Measure Window Start: 300ms

Measure Window Length: 2000ms

BWC applied: 10.80 dB

Device Reference Point: 0, 0, -6.3 mm

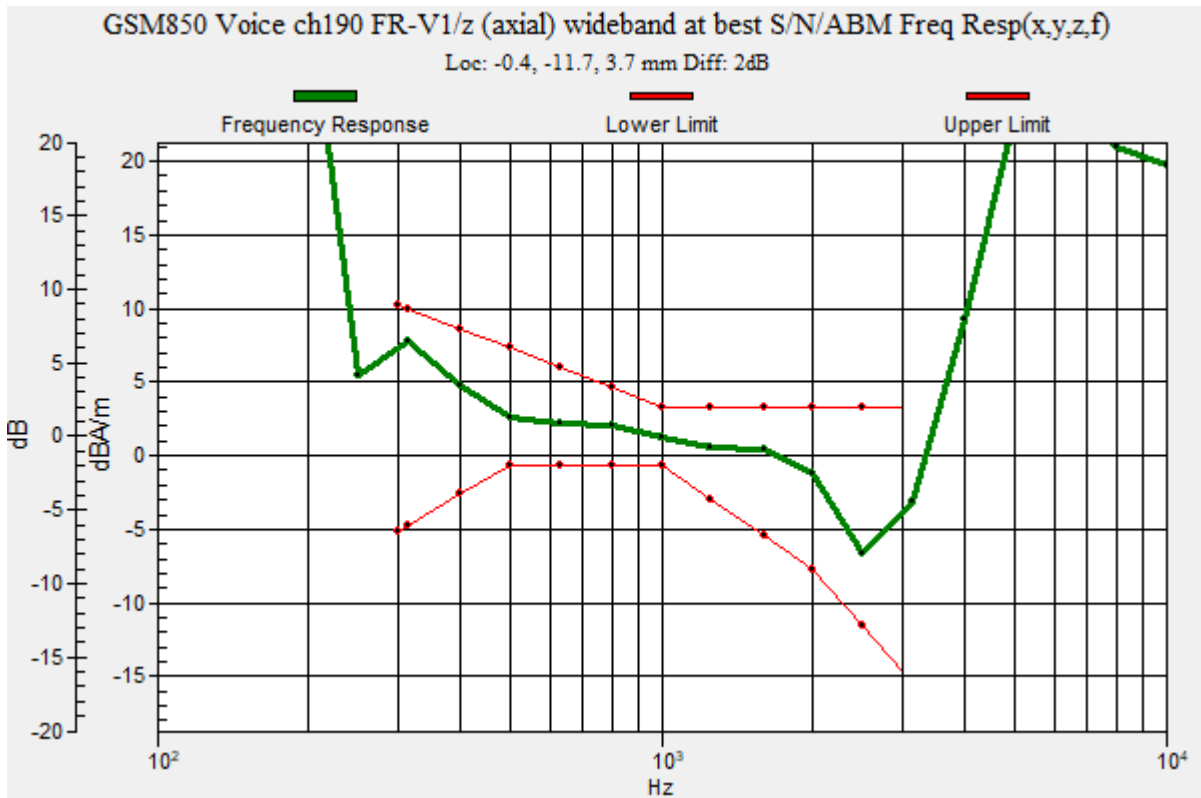
Category	Telephone parameters WD signal quality [(signal+noise)-to-noise ratio in decibels]
Category T1	0 dB to 10 dB
Category T2	10 dB to 20 dB
Category T3	20 dB to 30 dB
Category T4	> 30 dB

Cursor:

Diff = 2.00 dB

BWC Factor = 10.80 dB

Location: -0.4, -11.7, 3.7 mm



GSM

Communication System: UID 0, Generic GSM (0); Frequency: 836.6 MHz; Duty Cycle: 1:8.30042

Phantom section: TCoil Section

DASY5 Configuration:

- Probe: AM1DV3 - 3137; ; Calibrated: 2022-07-19
- Sensor-Surface: 0mm (Fix Surface)
- Electronics: DAE4 Sn1668; Calibrated: 2022-04-27
- Phantom: HAC Test Arch with AMCC; Type: SD HAC P01 BB
- Measurement SW: DASY52, Version 52.10 (4);SEMCAD X Version 14.6.14 (7483)

T-Coil scan (scan for ANSI C63.19 2011 compliance)/GSM850 Voice ch190 FR-V1/z (axial) 4.2mm 50 x 50/ABM Interpolated Signal(x,y,z) (121x121x1): Interpolated grid: dx=1.000 mm, dy=1.000 mm

Signal Type: Audio File (.wav) 48k_voice_1kHz_1s.wav

Output Gain: 24.29

Measure Window Start: 300ms

Measure Window Length: 1000ms

BWC applied: 0.16 dB

Device Reference Point: 0, 0, -6.3 mm

Cursor:


ABM1/ABM2 = 23.56 dB

ABM1 = 6.09 dBA/m

ABM2 = -17.47 dBA/m

BWC Factor = 0.16 dB

Location: -0.4, -11.7, 3.7 mm



0 dB = 1.000 A/m = 0.00 dBA/m

GSM

Communication System: UID 0, Generic GSM (0); Frequency: 836.6 MHz; Duty Cycle: 1:8.30042

Phantom section: TCoil Section

DASY5 Configuration:

- Probe: AM1DV3 - 3137; ; Calibrated: 2022-07-19
- Sensor-Surface: 0mm (Fix Surface)
- Electronics: DAE4 Sn1668; Calibrated: 2022-04-27
- Phantom: HAC Test Arch with AMCC; Type: SD HAC P01 BB
- Measurement SW: DASY52, Version 52.10 (4);SEMCAD X Version 14.6.14 (7483)

T-Coil scan (scan for ANSI C63.19 2011 compliance)/GSM850 Voice ch190 FR-V1/y (transversal) 4.2mm 50 x 50/ABM Interpolated Signal(x,y,z) (121x121x1): Interpolated grid:

dx=1.000 mm, dy=1.000 mm

Signal Type: Audio File (.wav) 48k_voice_1kHz_1s.wav

Output Gain: 24.29

Measure Window Start: 300ms

Measure Window Length: 1000ms

BWC applied: 0.16 dB

Device Reference Point: 0, 0, -6.3 mm

Cursor:


ABM1/ABM2 = 23.82 dB

ABM1 = -2.08 dBA/m

ABM2 = -25.90 dBA/m

BWC Factor = 0.16 dB

Location: -0.4, -17.1, 3.7 mm



0 dB = 1.000 A/m = 0.00 dBA/m

GSM

Communication System: UID 0, Generic GSM (0); Frequency: 1880 MHz;Duty Cycle: 1:8.30042

T-Coil scan (scan for ANSI C63.19 2011 compliance)/GSM1900 Voice ch661 FR-V1/z (axial) wideband at best S/N/ABM Freq Resp(x,y,z,f) (1x1x1):

Measurement grid: dx=10mm, dy=10mm

Signal Type: Audio File (.wav) 48k_voice_300-3000_2s.wav

Output Gain: 47.64

Measure Window Start: 300ms

Measure Window Length: 2000ms

BWC applied: 10.80 dB

Device Reference Point: 0, 0, -6.3 mm

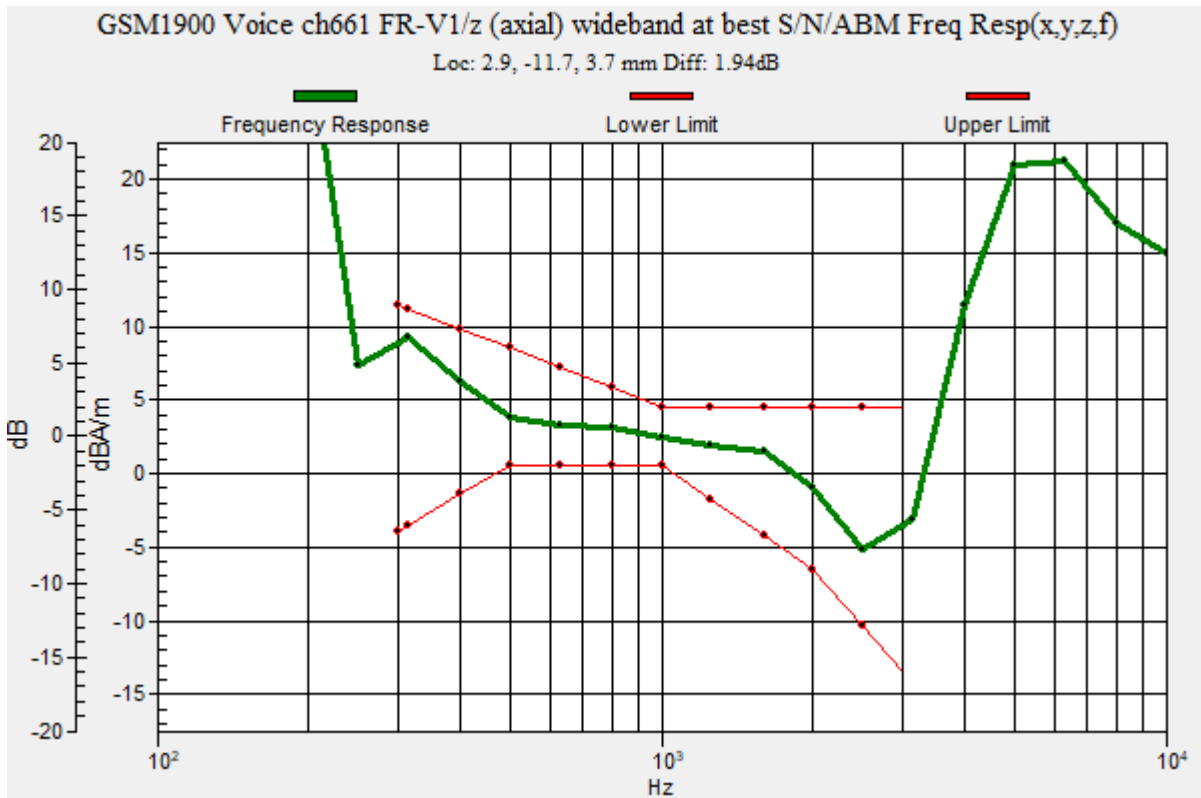
Category	Telephone parameters WD signal quality [(signal+noise)-to-noise ratio in decibels]
Category T1	0 dB to 10 dB
Category T2	10 dB to 20 dB
Category T3	20 dB to 30 dB
Category T4	> 30 dB

Cursor:

Diff = 1.94 dB

BWC Factor = 10.80 dB

Location: 2.9, -11.7, 3.7 mm



GSM

Communication System: UID 0, Generic GSM (0); Frequency: 1880 MHz; Duty Cycle: 1:8.30042

Phantom section: TCoil Section

DASY5 Configuration:

- Probe: AM1DV3 - 3137; ; Calibrated: 2022-07-19
- Sensor-Surface: 0mm (Fix Surface)
- Electronics: DAE4 Sn1668; Calibrated: 2022-04-27
- Phantom: HAC Test Arch with AMCC; Type: SD HAC P01 BB
- Measurement SW: DASY52, Version 52.10 (4);SEMCAD X Version 14.6.14 (7483)

T-Coil scan (scan for ANSI C63.19 2011 compliance)/GSM1900 Voice ch661 FR-V1/z (axial) 4.2mm 50 x 50/ABM Interpolated Signal(x,y,z) (121x121x1): Interpolated grid: dx=1.000 mm, dy=1.000 mm

Signal Type: Audio File (.wav) 48k_voice_1kHz_1s.wav

Output Gain: 24.29

Measure Window Start: 300ms

Measure Window Length: 1000ms

BWC applied: 0.16 dB

Device Reference Point: 0, 0, -6.3 mm

Cursor:


ABM1/ABM2 = 26.83 dB

ABM1 = 7.18 dBA/m

ABM2 = -19.65 dBA/m

BWC Factor = 0.16 dB

Location: 2.9, -11.7, 3.7 mm



0 dB = 1.000 A/m = 0.00 dBA/m

GSM

Communication System: UID 0, Generic GSM (0); Frequency: 1880 MHz; Duty Cycle: 1:8.30042

Phantom section: TCoil Section

DASY5 Configuration:

- Probe: AM1DV3 - 3137; ; Calibrated: 2022-07-19
- Sensor-Surface: 0mm (Fix Surface)
- Electronics: DAE4 Sn1668; Calibrated: 2022-04-27
- Phantom: HAC Test Arch with AMCC; Type: SD HAC P01 BB
- Measurement SW: DASY52, Version 52.10 (4);SEMCAD X Version 14.6.14 (7483)

T-Coil scan (scan for ANSI C63.19 2011 compliance)/GSM1900 Voice ch661 FR-V1/y (transversal) 4.2mm 50 x 50/ABM Interpolated Signal(x,y,z) (121x121x1): Interpolated grid:

dx=1.000 mm, dy=1.000 mm

Signal Type: Audio File (.wav) 48k_voice_1kHz_1s.wav

Output Gain: 24.29

Measure Window Start: 300ms

Measure Window Length: 1000ms

BWC applied: 0.16 dB

Device Reference Point: 0, 0, -6.3 mm

Cursor:


ABM1/ABM2 = 27.32 dB

ABM1 = -0.64 dBA/m

ABM2 = -27.96 dBA/m

BWC Factor = 0.16 dB

Location: 4.2, -17.9, 3.7 mm



0 dB = 1.000 A/m = 0.00 dBA/m

WCDMA

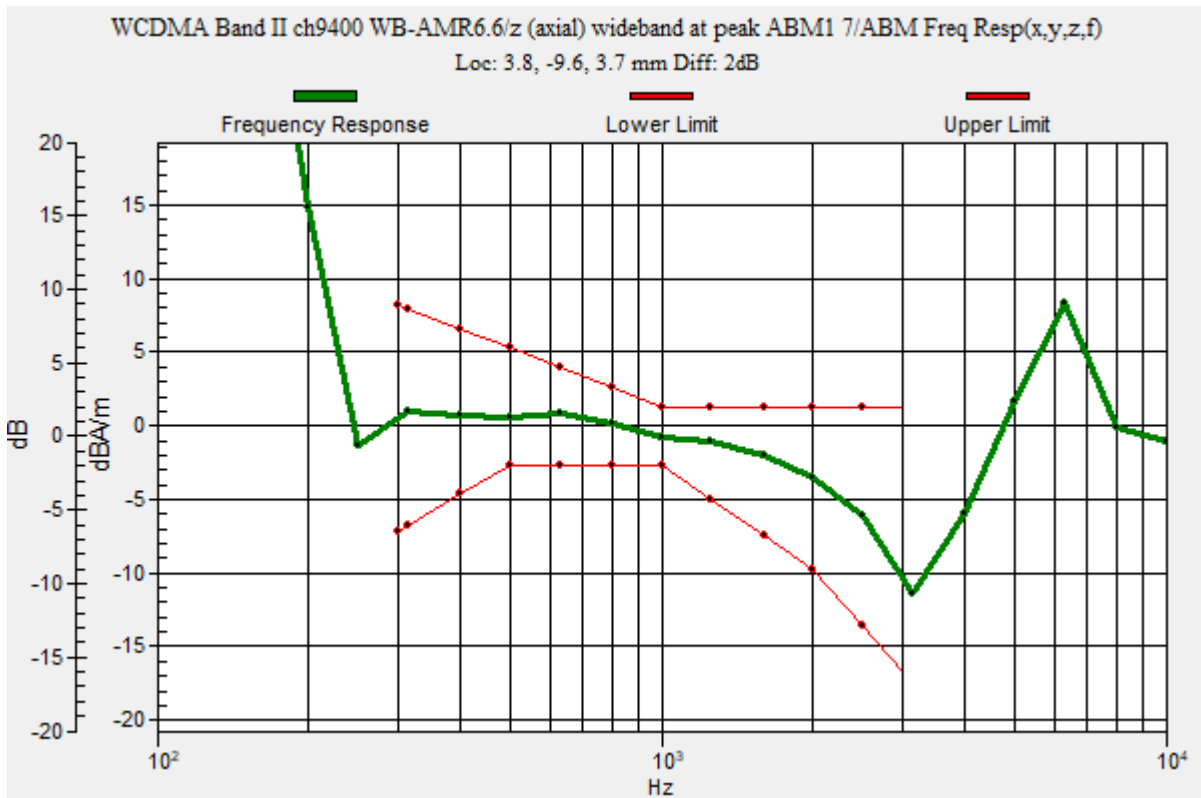
Communication System: UID 0, UMTS-FDD (WCDMA) (0); Frequency: 1880 MHz;Duty Cycle: 1:1

T-Coil scan (scan for ANSI C63.19 2011 compliance)/WCDMA Band II ch9400 WB-AMR6.6/z (axial) wideband at peak ABM1 7/ABM Freq Resp(x,y,z,f) (1x1x1): Measurement grid:

dx=10mm, dy=10mm
 Signal Type: Audio File (.wav) 48k_voice_300-3000_2s.wav
 Output Gain: 47.64
 Measure Window Start: 300ms
 Measure Window Length: 2000ms
 BWC applied: 10.80 dB
 Device Reference Point: 0, 0, -6.3 mm

Category	Telephone parameters WD signal quality [(signal+noise)-to-noise ratio in decibels]
Category T1	0 dB to 10 dB
Category T2	10 dB to 20 dB
Category T3	20 dB to 30 dB
Category T4	> 30 dB

Cursor:
 Diff = 2.00 dB
 BWC Factor = 10.80 dB
 Location: 3.8, -9.6, 3.7 mm



WCDMA

Communication System: UID 0, UMTS-FDD (WCDMA) (0); Frequency: 1880 MHz; Duty Cycle: 1:1

Phantom section: TCoil Section

DASY5 Configuration:

- Probe: AM1DV3 - 3137; ; Calibrated: 2022-07-19
- Sensor-Surface: 0mm (Fix Surface)
- Electronics: DAE4 Sn1668; Calibrated: 2022-04-27
- Phantom: HAC Test Arch with AMCC; Type: SD HAC P01 BB
- Measurement SW: DASY52, Version 52.10 (4);SEMCAD X Version 14.6.14 (7483)

T-Coil scan (scan for ANSI C63.19 2011 compliance)/WCDMA Band II ch9400 WB-AMR6.6/z (axial) 4.2mm 50 x 50/ABM Interpolated Signal(x,y,z) (121x121x1): Interpolated grid:

dx=1.000 mm, dy=1.000 mm

Signal Type: Audio File (.wav) 48k_voice_1kHz_1s.wav

Output Gain: 24.29

Measure Window Start: 300ms

Measure Window Length: 1000ms

BWC applied: 0.16 dB

Device Reference Point: 0, 0, -6.3 mm

Cursor:


ABM1/ABM2 = 47.87 dB

ABM1 = 0.26 dBA/m

ABM2 = -47.61 dBA/m

BWC Factor = 0.16 dB

Location: 3.8, -9.6, 3.7 mm



0 dB = 1.000 A/m = 0.00 dBA/m

WCDMA

Communication System: UID 0, UMTS-FDD (WCDMA) (0); Frequency: 1880 MHz; Duty Cycle: 1:1

Phantom section: TCoil Section

DASY5 Configuration:

- Probe: AM1DV3 - 3137; ; Calibrated: 2022-07-19
- Sensor-Surface: 0mm (Fix Surface)
- Electronics: DAE4 Sn1668; Calibrated: 2022-04-27
- Phantom: HAC Test Arch with AMCC; Type: SD HAC P01 BB
- Measurement SW: DASY52, Version 52.10 (4); SEMCAD X Version 14.6.14 (7483)

T-Coil scan (scan for ANSI C63.19 2011 compliance)/WCDMA Band II ch9400 WB-AMR6.6/y (transversal) 4.2mm 50 x 50/ABM Interpolated Signal(x,y,z) (121x121x1):

Interpolated grid: dx=1.000 mm, dy=1.000 mm

Signal Type: Audio File (.wav) 48k_voice_1kHz_1s.wav

Output Gain: 24.29

Measure Window Start: 300ms

Measure Window Length: 1000ms

BWC applied: 0.16 dB

Device Reference Point: 0, 0, -6.3 mm

Cursor:


ABM1/ABM2 = 43.63 dB

ABM1 = -6.81 dBA/m

ABM2 = -50.44 dBA/m

BWC Factor = 0.16 dB

Location: 3.8, -17.9, 3.7 mm



0 dB = 1.000 A/m = 0.00 dBA/m

WCDMA

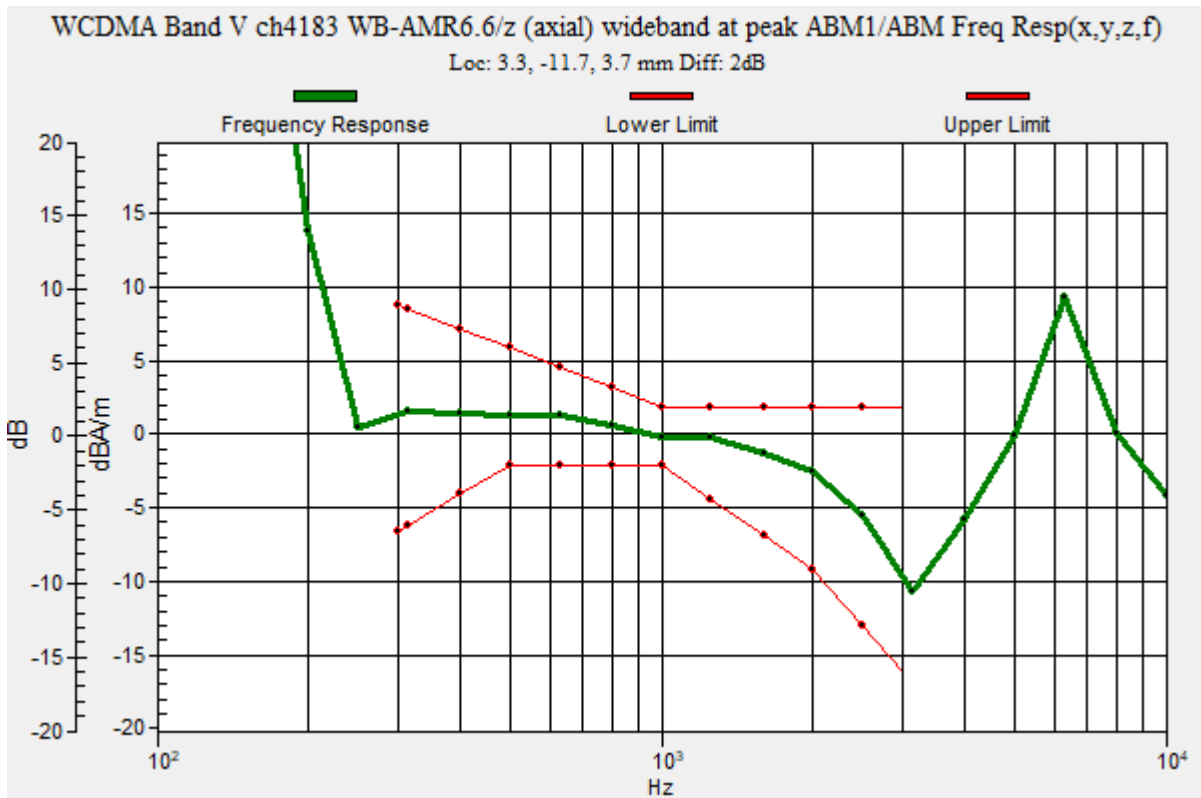
Communication System: UID 0, UMTS-FDD (WCDMA) (0); Frequency: 836.6 MHz; Duty Cycle: 1:1

T-Coil scan (scan for ANSI C63.19 2011 compliance)/WCDMA Band V ch4183 WB-AMR6.6/z (axial) wideband at peak ABM1/ABM Freq Resp(x,y,z,f) (1x1x1): Measurement grid:

dx=10mm, dy=10mm
 Signal Type: Audio File (.wav) 48k_voice_300-3000_2s.wav
 Output Gain: 47.64
 Measure Window Start: 300ms
 Measure Window Length: 2000ms
 BWC applied: 10.80 dB
 Device Reference Point: 0, 0, -6.3 mm

Category	Telephone parameters WD signal quality [(signal+noise)-to-noise ratio in decibels]
Category T1	0 dB to 10 dB
Category T2	10 dB to 20 dB
Category T3	20 dB to 30 dB
Category T4	> 30 dB

Cursor:
 Diff = 2.00 dB
 BWC Factor = 10.80 dB
 Location: 3.3, -11.7, 3.7 mm



WCDMA

Communication System: UID 0, UMTS-FDD (WCDMA) (0); Frequency: 836.6 MHz; Duty Cycle: 1:1

Phantom section: TCoil Section

DASY5 Configuration:

- Probe: AM1DV3 - 3137; ; Calibrated: 2022-07-19
- Sensor-Surface: 0mm (Fix Surface)
- Electronics: DAE4 Sn1668; Calibrated: 2022-04-27
- Phantom: HAC Test Arch with AMCC; Type: SD HAC P01 BB
- Measurement SW: DASY52, Version 52.10 (4);SEMCAD X Version 14.6.14 (7483)

T-Coil scan (scan for ANSI C63.19 2011 compliance)/WCDMA Band V ch4183 WB-AMR6.6/z (axial) 4.2mm 50 x 50/ABM Interpolated Signal(x,y,z) (121x121x1): Interpolated grid:

dx=1.000 mm, dy=1.000 mm

Signal Type: Audio File (.wav) 48k_voice_1kHz_1s.wav

Output Gain: 24.29

Measure Window Start: 300ms

Measure Window Length: 1000ms

BWC applied: 0.16 dB

Device Reference Point: 0, 0, -6.3 mm

Cursor:


ABM1/ABM2 = 48.78 dB

ABM1 = 1.10 dBA/m

ABM2 = -47.68 dBA/m

BWC Factor = 0.16 dB

Location: 3.3, -11.7, 3.7 mm



0 dB = 1.000 A/m = 0.00 dBA/m

WCDMA

Communication System: UID 0, UMTS-FDD (WCDMA) (0); Frequency: 836.6 MHz; Duty Cycle: 1:1

Phantom section: TCoil Section

DASY5 Configuration:

- Probe: AM1DV3 - 3137; ; Calibrated: 2022-07-19
- Sensor-Surface: 0mm (Fix Surface)
- Electronics: DAE4 Sn1668; Calibrated: 2022-04-27
- Phantom: HAC Test Arch with AMCC; Type: SD HAC P01 BB
- Measurement SW: DASY52, Version 52.10 (4); SEMCAD X Version 14.6.14 (7483)

T-Coil scan (scan for ANSI C63.19 2011 compliance)/WCDMA Band V ch4183 WB-AMR6.6/y (transversal) 4.2mm 50 x 50/ABM Interpolated Signal(x,y,z) (121x121x1):

Interpolated grid: dx=1.000 mm, dy=1.000 mm

Signal Type: Audio File (.wav) 48k_voice_1kHz_1s.wav

Output Gain: 24.29

Measure Window Start: 300ms

Measure Window Length: 1000ms

BWC applied: 0.16 dB

Device Reference Point: 0, 0, -6.3 mm

Cursor:


ABM1/ABM2 = 41.99 dB

ABM1 = -6.62 dBA/m

ABM2 = -48.61 dBA/m

BWC Factor = 0.16 dB

Location: 4.2, -17.9, 3.7 mm



0 dB = 1.000 A/m = 0.00 dBA/m

VoLTE_FDD

Communication System: UID 0, LTE (FDD) (0); Frequency: 1880 MHz;Duty Cycle: 1:1

T-Coil scan (scan for ANSI C63.19 2011 compliance)/LTE Band 2 20MHz 16QAM RB1/0 ch18900 EVS-SWB9.6/z (axial) wideband at peak ABM1/ABM Freq Resp(x,y,z,f) (1x1x1):

Measurement grid: dx=10mm, dy=10mm

Signal Type: Audio File (.wav) 48k_voice_300-3000_2s.wav

Output Gain: 47.64

Measure Window Start: 300ms

Measure Window Length: 2000ms

BWC applied: 10.80 dB

Device Reference Point: 0, 0, -6.3 mm

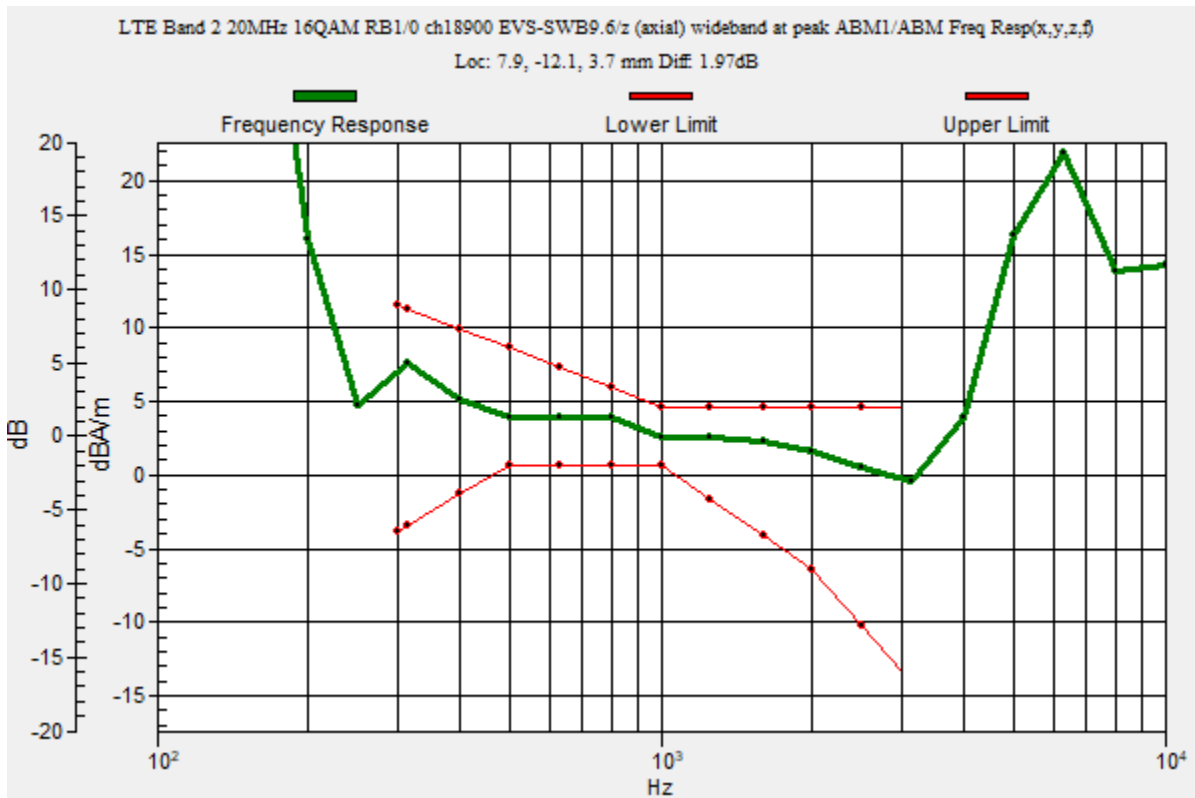
Category	Telephone parameters WD signal quality [(signal+noise)-to-noise ratio in decibels]
Category T1	0 dB to 10 dB
Category T2	10 dB to 20 dB
Category T3	20 dB to 30 dB
Category T4	> 30 dB

Cursor:

Diff = 1.97 dB

BWC Factor = 10.80 dB

Location: 7.9, -12.1, 3.7 mm



VoLTE_FDD

Communication System: UID 0, LTE (FDD) (0); Frequency: 1880 MHz; Duty Cycle: 1:1

Phantom section: TCoil Section

DASY5 Configuration:

- Probe: AM1DV3 - 3137; ; Calibrated: 2022-07-19
- Sensor-Surface: 0mm (Fix Surface)
- Electronics: DAE4 Sn1668; Calibrated: 2022-04-27
- Phantom: HAC Test Arch with AMCC; Type: SD HAC P01 BB
- Measurement SW: DASY52, Version 52.10 (4);SEMCAD X Version 14.6.14 (7483)

T-Coil scan (scan for ANSI C63.19 2011 compliance)/LTE Band 2 20MHz 16QAM RB1/0 ch18900 EVS-SWB9.6/z (axial) 4.2mm 50 x 50/ABM Interpolated Signal(x,y,z)

(121x121x1): Interpolated grid: dx=1.000 mm, dy=1.000 mm

Signal Type: Audio File (.wav) 48k_voice_1kHz_1s.wav

Output Gain: 24.29

Measure Window Start: 300ms

Measure Window Length: 1000ms

BWC applied: 0.16 dB

Device Reference Point: 0, 0, -6.3 mm

Cursor:


ABM1/ABM2 = 42.85 dB

ABM1 = 7.25 dBA/m

ABM2 = -35.60 dBA/m

BWC Factor = 0.16 dB

Location: 7.9, -12.1, 3.7 mm



0 dB = 1.000 A/m = 0.00 dBA/m

VoLTE_FDD

Communication System: UID 0, LTE (FDD) (0); Frequency: 1880 MHz; Duty Cycle: 1:1

Phantom section: TCoil Section

DASY5 Configuration:

- Probe: AM1DV3 - 3137; ; Calibrated: 2022-07-19
- Sensor-Surface: 0mm (Fix Surface)
- Electronics: DAE4 Sn1668; Calibrated: 2022-04-27
- Phantom: HAC Test Arch with AMCC; Type: SD HAC P01 BB
- Measurement SW: DASY52, Version 52.10 (4);SEMCAD X Version 14.6.14 (7483)

T-Coil scan (scan for ANSI C63.19 2011 compliance)/LTE Band 2 20MHz 16QAM RB1/0 ch18900 EVS-SWB9.6/y (transversal) 4.2mm 50 x 50/ABM Interpolated Signal(x,y,z)

(121x121x1): Interpolated grid: dx=1.000 mm, dy=1.000 mm

Signal Type: Audio File (.wav) 48k_voice_1kHz_1s.wav

Output Gain: 24.29

Measure Window Start: 300ms

Measure Window Length: 1000ms

BWC applied: 0.16 dB

Device Reference Point: 0, 0, -6.3 mm

Cursor:


ABM1/ABM2 = 38.90 dB

ABM1 = -1.49 dBA/m

ABM2 = -40.39 dBA/m

BWC Factor = 0.16 dB

Location: 7.1, -20.4, 3.7 mm



0 dB = 1.000 A/m = 0.00 dBA/m

VoLTE_FDD

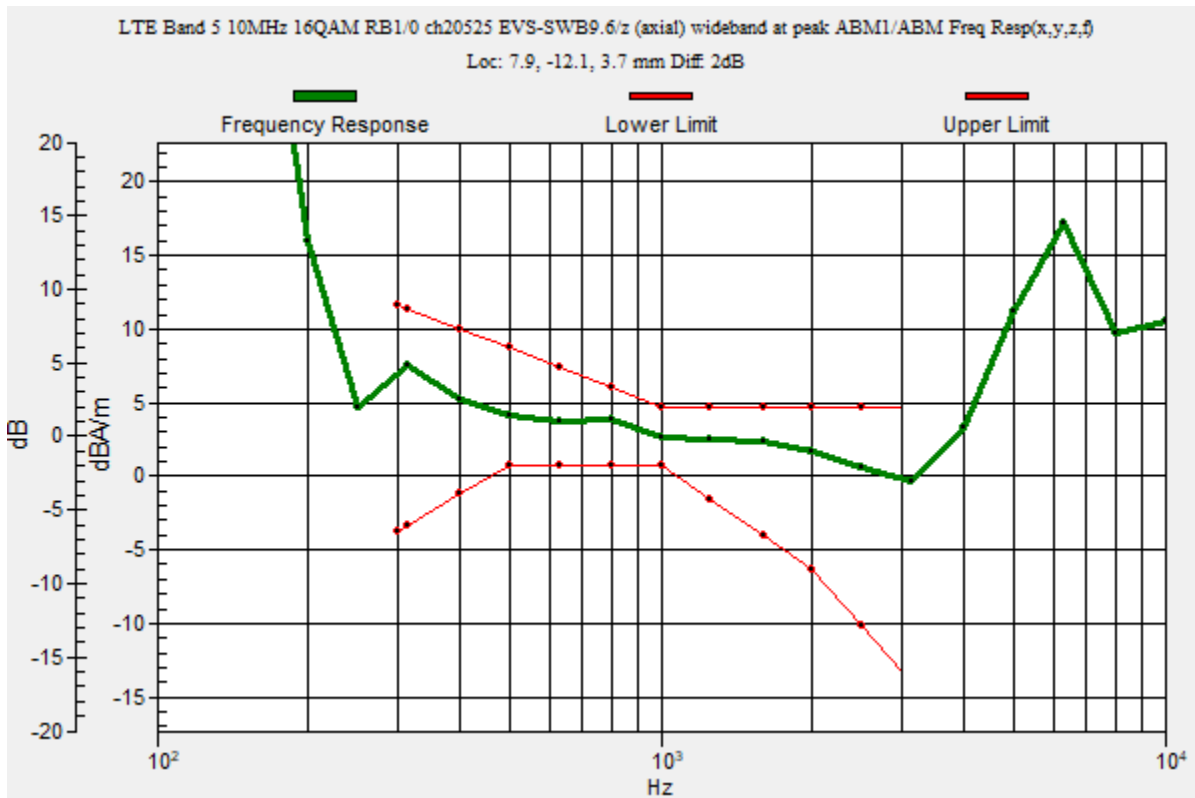
Communication System: UID 0, LTE (FDD) (0); Frequency: 836.5 MHz;Duty Cycle: 1:1

T-Coil scan (scan for ANSI C63.19 2011 compliance)/LTE Band 5 10MHz 16QAM RB1/0 ch20525 EVS-SWB9.6/z (axial) wideband at peak ABM1/ABM Freq Resp(x,y,z,f) (1x1x1):

Measurement grid: dx=10mm, dy=10mm
 Signal Type: Audio File (.wav) 48k_voice_300-3000_2s.wav
 Output Gain: 47.64
 Measure Window Start: 300ms
 Measure Window Length: 2000ms
 BWC applied: 10.80 dB
 Device Reference Point: 0, 0, -6.3 mm

Category	Telephone parameters WD signal quality [(signal+noise)-to-noise ratio in decibels]
Category T1	0 dB to 10 dB
Category T2	10 dB to 20 dB
Category T3	20 dB to 30 dB
Category T4	> 30 dB

Cursor:
 Diff = 2.00 dB
 BWC Factor = 10.80 dB
 Location: 7.9, -12.1, 3.7 mm



VoLTE_FDD

Communication System: UID 0, LTE (FDD) (0); Frequency: 836.5 MHz; Duty Cycle: 1:1

Phantom section: TCoil Section

DASY5 Configuration:

- Probe: AM1DV3 - 3137; ; Calibrated: 2022-07-19
- Sensor-Surface: 0mm (Fix Surface)
- Electronics: DAE4 Sn1668; Calibrated: 2022-04-27
- Phantom: HAC Test Arch with AMCC; Type: SD HAC P01 BB
- Measurement SW: DASY52, Version 52.10 (4);SEMCAD X Version 14.6.14 (7483)

T-Coil scan (scan for ANSI C63.19 2011 compliance)/LTE Band 5 10MHz 16QAM RB1/0 ch20525 EVS-SWB9.6/z (axial) 4.2mm 50 x 50/ABM Interpolated Signal(x,y,z)

(121x121x1): Interpolated grid: dx=1.000 mm, dy=1.000 mm

Signal Type: Audio File (.wav) 48k_voice_1kHz_1s.wav

Output Gain: 24.29

Measure Window Start: 300ms

Measure Window Length: 1000ms

BWC applied: 0.16 dB

Device Reference Point: 0, 0, -6.3 mm

Cursor:


ABM1/ABM2 = 45.81 dB

ABM1 = 7.04 dBA/m

ABM2 = -38.77 dBA/m

BWC Factor = 0.16 dB

Location: 7.9, -12.1, 3.7 mm



0 dB = 1.000 A/m = 0.00 dBA/m

VoLTE_FDD

Communication System: UID 0, LTE (FDD) (0); Frequency: 836.5 MHz; Duty Cycle: 1:1

Phantom section: TCoil Section

DASY5 Configuration:

- Probe: AM1DV3 - 3137; ; Calibrated: 2022-07-19
- Sensor-Surface: 0mm (Fix Surface)
- Electronics: DAE4 Sn1668; Calibrated: 2022-04-27
- Phantom: HAC Test Arch with AMCC; Type: SD HAC P01 BB
- Measurement SW: DASY52, Version 52.10 (4);SEMCAD X Version 14.6.14 (7483)

T-Coil scan (scan for ANSI C63.19 2011 compliance)/LTE Band 5 10MHz 16QAM RB1/0 ch20525 EVS-SWB9.6/y (transversal) 4.2mm 50 x 50/ABM Interpolated Signal(x,y,z)

(121x121x1): Interpolated grid: dx=1.000 mm, dy=1.000 mm

Signal Type: Audio File (.wav) 48k_voice_1kHz_1s.wav

Output Gain: 24.29

Measure Window Start: 300ms

Measure Window Length: 1000ms

BWC applied: 0.16 dB

Device Reference Point: 0, 0, -6.3 mm

Cursor:


ABM1/ABM2 = 40.88 dB

ABM1 = -1.35 dBA/m

ABM2 = -42.23 dBA/m

BWC Factor = 0.16 dB

Location: 7.1, -20.4, 3.7 mm



0 dB = 1.000 A/m = 0.00 dBA/m

VoLTE_FDD

Communication System: UID 0, LTE (FDD) (0); Frequency: 2535 MHz;Duty Cycle: 1:1

T-Coil scan (scan for ANSI C63.19 2011 compliance)/LTE Band 7 20MHz 16QAM RB1/0 ch21100 EVS-SWB9.6/z (axial) wideband at peak ABM1/ABM Freq Resp(x,y,z,f) (1x1x1):

Measurement grid: dx=10mm, dy=10mm

Signal Type: Audio File (.wav) 48k_voice_300-3000_2s.wav

Output Gain: 47.64

Measure Window Start: 300ms

Measure Window Length: 2000ms

BWC applied: 10.80 dB

Device Reference Point: 0, 0, -6.3 mm

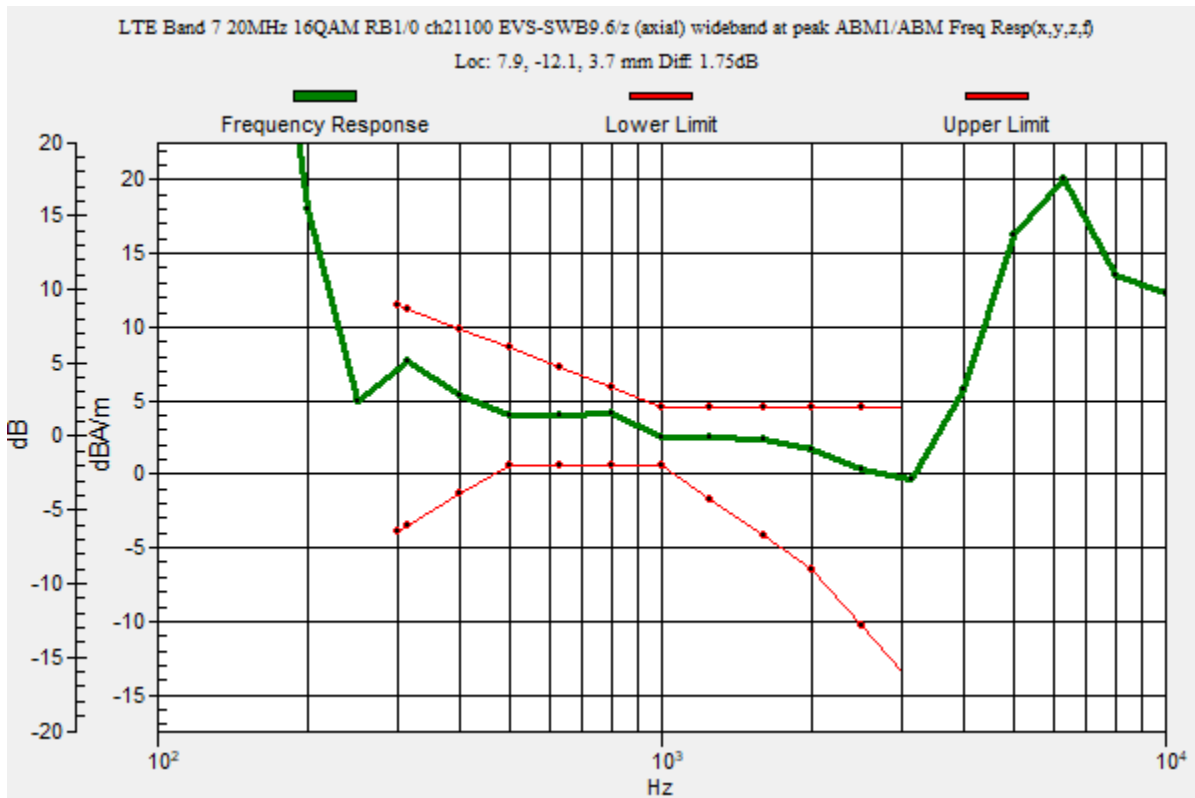
Category	Telephone parameters WD signal quality [(signal+noise)-to-noise ratio in decibels]
Category T1	0 dB to 10 dB
Category T2	10 dB to 20 dB
Category T3	20 dB to 30 dB
Category T4	> 30 dB

Cursor:

Diff = 1.75 dB

BWC Factor = 10.80 dB

Location: 7.9, -12.1, 3.7 mm



VoLTE_FDD

Communication System: UID 0, LTE (FDD) (0); Frequency: 2535 MHz; Duty Cycle: 1:1

Phantom section: TCoil Section

DASY5 Configuration:

- Probe: AM1DV3 - 3137; ; Calibrated: 2022-07-19
- Sensor-Surface: 0mm (Fix Surface)
- Electronics: DAE4 Sn1668; Calibrated: 2022-04-27
- Phantom: HAC Test Arch with AMCC; Type: SD HAC P01 BB
- Measurement SW: DASY52, Version 52.10 (4);SEMCAD X Version 14.6.14 (7483)

T-Coil scan (scan for ANSI C63.19 2011 compliance)/LTE Band 7 20MHz 16QAM RB1/0 ch21100 EVS-SWB9.6/z (axial) 4.2mm 50 x 50/ABM Interpolated Signal(x,y,z)

(121x121x1): Interpolated grid: dx=1.000 mm, dy=1.000 mm

Signal Type: Audio File (.wav) 48k_voice_1kHz_1s.wav

Output Gain: 24.29

Measure Window Start: 300ms

Measure Window Length: 1000ms

BWC applied: 0.16 dB

Device Reference Point: 0, 0, -6.3 mm

Cursor:


ABM1/ABM2 = 44.66 dB

ABM1 = 7.19 dBA/m

ABM2 = -37.47 dBA/m

BWC Factor = 0.16 dB

Location: 7.9, -12.1, 3.7 mm



0 dB = 1.000 A/m = 0.00 dBA/m

VoLTE_FDD

Communication System: UID 0, LTE (FDD) (0); Frequency: 2535 MHz; Duty Cycle: 1:1

Phantom section: TCoil Section

DASY5 Configuration:

- Probe: AM1DV3 - 3137; ; Calibrated: 2022-07-19
- Sensor-Surface: 0mm (Fix Surface)
- Electronics: DAE4 Sn1668; Calibrated: 2022-04-27
- Phantom: HAC Test Arch with AMCC; Type: SD HAC P01 BB
- Measurement SW: DASY52, Version 52.10 (4);SEMCAD X Version 14.6.14 (7483)

T-Coil scan (scan for ANSI C63.19 2011 compliance)/LTE Band 7 20MHz 16QAM RB1/0 ch21100 EVS-SWB9.6/y (transversal) 4.2mm 50 x 50/ABM Interpolated Signal(x,y,z)

(121x121x1): Interpolated grid: dx=1.000 mm, dy=1.000 mm

Signal Type: Audio File (.wav) 48k_voice_1kHz_1s.wav

Output Gain: 24.29

Measure Window Start: 300ms

Measure Window Length: 1000ms

BWC applied: 0.16 dB

Device Reference Point: 0, 0, -6.3 mm

Cursor:


ABM1/ABM2 = 39.83 dB

ABM1 = -1.22 dBA/m

ABM2 = -41.05 dBA/m

BWC Factor = 0.16 dB

Location: 7.1, -20.4, 3.7 mm



0 dB = 1.000 A/m = 0.00 dBA/m

VoLTE_FDD

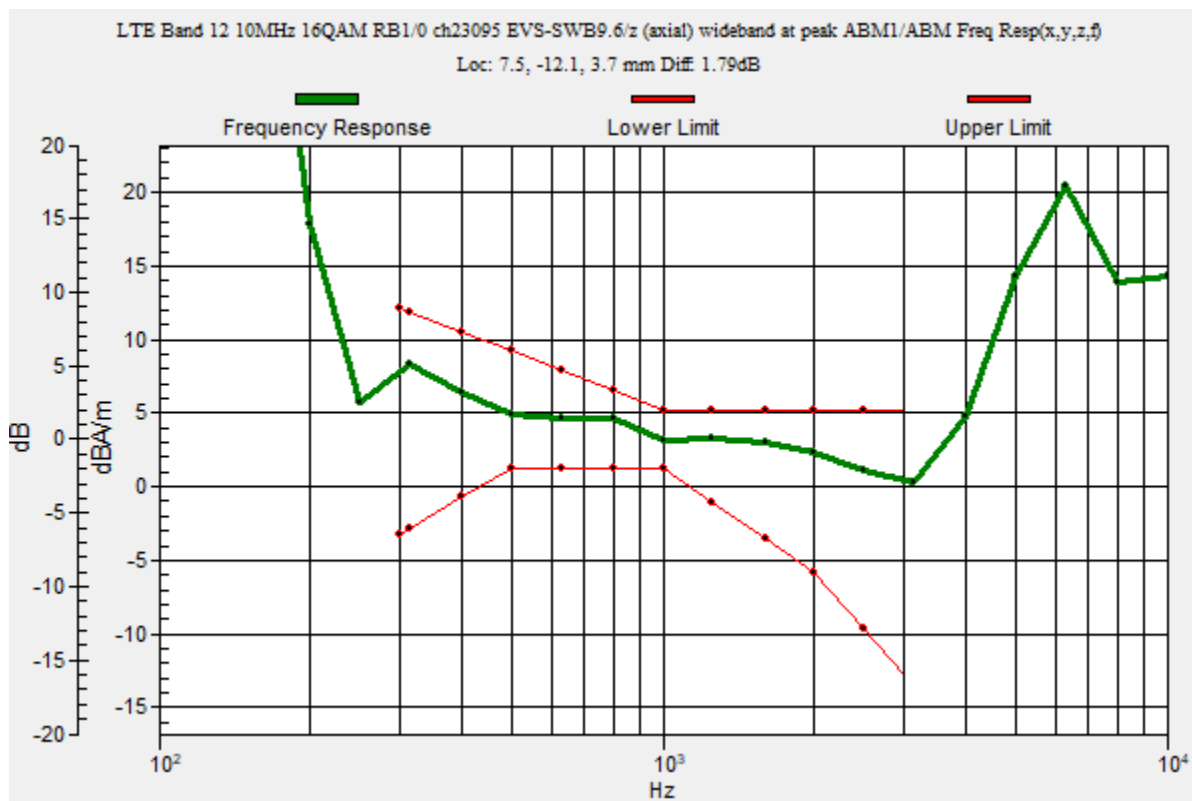
Communication System: UID 0, LTE (FDD) (0); Frequency: 707.5 MHz;Duty Cycle: 1:1

T-Coil scan (scan for ANSI C63.19 2011 compliance)/LTE Band 12 10MHz 16QAM RB1/0 ch23095 EVS-SWB9.6/z (axial) wideband at peak ABM1/ABM Freq Resp(x,y,z,f) (1x1x1):

Measurement grid: dx=10mm, dy=10mm
 Signal Type: Audio File (.wav) 48k_voice_300-3000_2s.wav
 Output Gain: 47.64
 Measure Window Start: 300ms
 Measure Window Length: 2000ms
 BWC applied: 10.80 dB
 Device Reference Point: 0, 0, -6.3 mm

Category	Telephone parameters WD signal quality [(signal+noise)-to-noise ratio in decibels]
Category T1	0 dB to 10 dB
Category T2	10 dB to 20 dB
Category T3	20 dB to 30 dB
Category T4	> 30 dB

Cursor:
 Diff = 1.79 dB
 BWC Factor = 10.80 dB
 Location: 7.5, -12.1, 3.7 mm



VoLTE_FDD

Communication System: UID 0, LTE (FDD) (0); Frequency: 707.5 MHz; Duty Cycle: 1:1

Phantom section: TCoil Section

DASY5 Configuration:

- Probe: AM1DV3 - 3137; ; Calibrated: 2022-07-19
- Sensor-Surface: 0mm (Fix Surface)
- Electronics: DAE4 Sn1668; Calibrated: 2022-04-27
- Phantom: HAC Test Arch with AMCC; Type: SD HAC P01 BB
- Measurement SW: DASY52, Version 52.10 (4);SEMCAD X Version 14.6.14 (7483)

T-Coil scan (scan for ANSI C63.19 2011 compliance)/LTE Band 12 10MHz 16QAM RB1/0 ch23095 EVS-SWB9.6/z (axial) 4.2mm 50 x 50/ABM Interpolated Signal(x,y,z)

(121x121x1): Interpolated grid: dx=1.000 mm, dy=1.000 mm

Signal Type: Audio File (.wav) 48k_voice_1kHz_1s.wav

Output Gain: 24.29

Measure Window Start: 300ms

Measure Window Length: 1000ms

BWC applied: 0.16 dB

Device Reference Point: 0, 0, -6.3 mm

Cursor:


ABM1/ABM2 = 45.72 dB

ABM1 = 7.12 dBA/m

ABM2 = -38.60 dBA/m

BWC Factor = 0.16 dB

Location: 7.5, -12.1, 3.7 mm



0 dB = 1.000 A/m = 0.00 dBA/m

VoLTE_FDD

Communication System: UID 0, LTE (FDD) (0); Frequency: 707.5 MHz; Duty Cycle: 1:1

Phantom section: TCoil Section

DASY5 Configuration:

- Probe: AM1DV3 - 3137; ; Calibrated: 2022-07-19
- Sensor-Surface: 0mm (Fix Surface)
- Electronics: DAE4 Sn1668; Calibrated: 2022-04-27
- Phantom: HAC Test Arch with AMCC; Type: SD HAC P01 BB
- Measurement SW: DASY52, Version 52.10 (4);SEMCAD X Version 14.6.14 (7483)

T-Coil scan (scan for ANSI C63.19 2011 compliance)/LTE Band 12 10MHz 16QAM RB1/0 ch23095 EVS-SWB9.6/y (transversal) 4.2mm 50 x 50/ABM Interpolated Signal(x,y,z)

(121x121x1): Interpolated grid: dx=1.000 mm, dy=1.000 mm

Signal Type: Audio File (.wav) 48k_voice_1kHz_1s.wav

Output Gain: 24.29

Measure Window Start: 300ms

Measure Window Length: 1000ms

BWC applied: 0.16 dB

Device Reference Point: 0, 0, -6.3 mm

Cursor:


ABM1/ABM2 = 40.02 dB

ABM1 = -1.37 dBA/m

ABM2 = -41.39 dBA/m

BWC Factor = 0.16 dB

Location: 6.7, -20.4, 3.7 mm



0 dB = 1.000 A/m = 0.00 dBA/m

VoLTE_FDD

Communication System: UID 0, LTE (FDD) (0); Frequency: 782 MHz;Duty Cycle: 1:1

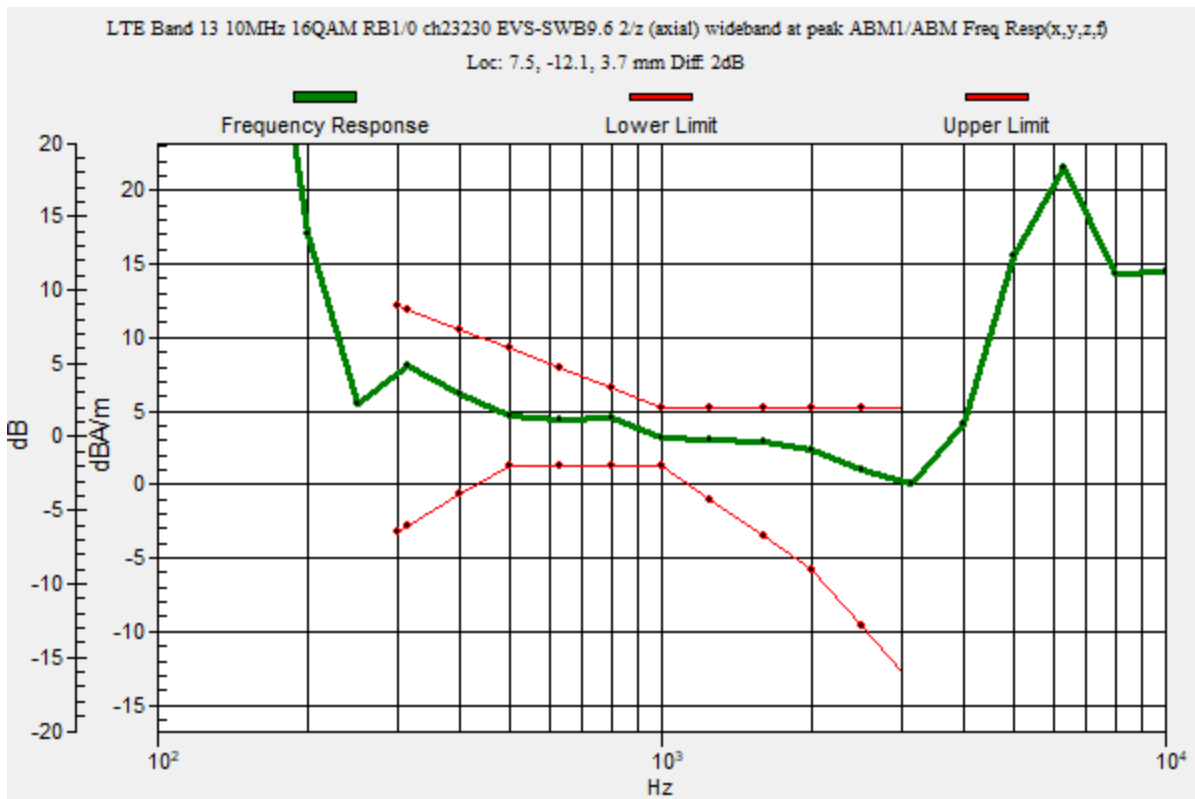
T-Coil scan (scan for ANSI C63.19 2011 compliance)/LTE Band 13 10MHz 16QAM RB1/0 ch23230 EVS-SWB9.6 2/z (axial) wideband at peak ABM1/ABM Freq Resp(x,y,z,f)

(1x1x1): Measurement grid: dx=10mm, dy=10mm
 Signal Type: Audio File (.wav) 48k_voice_300-3000_2s.wav
 Output Gain: 47.64
 Measure Window Start: 300ms
 Measure Window Length: 2000ms
 BWC applied: 10.80 dB
 Device Reference Point: 0, 0, -6.3 mm

Category	Telephone parameters WD signal quality [(signal+noise)-to-noise ratio in decibels]
Category T1	0 dB to 10 dB
Category T2	10 dB to 20 dB
Category T3	20 dB to 30 dB
Category T4	> 30 dB

Cursor:

Diff = 2.00 dB
 BWC Factor = 10.80 dB
 Location: 7.5, -12.1, 3.7 mm



VoLTE_FDD

Communication System: UID 0, LTE (FDD) (0); Frequency: 782 MHz; Duty Cycle: 1:1

Phantom section: TCoil Section

DASY5 Configuration:

- Probe: AM1DV3 - 3137; ; Calibrated: 2022-07-19
- Sensor-Surface: 0mm (Fix Surface)
- Electronics: DAE4 Sn1668; Calibrated: 2022-04-27
- Phantom: HAC Test Arch with AMCC; Type: SD HAC P01 BB
- Measurement SW: DASY52, Version 52.10 (4);SEMCAD X Version 14.6.14 (7483)

T-Coil scan (scan for ANSI C63.19 2011 compliance)/LTE Band 13 10MHz 16QAM RB1/0 ch23230 EVS-SWB9.6 2/z (axial) 4.2mm 50 x 50/ABM Interpolated Signal(x,y,z)

(121x121x1): Interpolated grid: dx=1.000 mm, dy=1.000 mm

Signal Type: Audio File (.wav) 48k_voice_1kHz_1s.wav

Output Gain: 24.29

Measure Window Start: 300ms

Measure Window Length: 1000ms

BWC applied: 0.16 dB

Device Reference Point: 0, 0, -6.3 mm

Cursor:


ABM1/ABM2 = 44.63 dB

ABM1 = 6.93 dBA/m

ABM2 = -37.70 dBA/m

BWC Factor = 0.16 dB

Location: 7.5, -12.1, 3.7 mm



0 dB = 1.000 A/m = 0.00 dBA/m

VoLTE_FDD

Communication System: UID 0, LTE (FDD) (0); Frequency: 782 MHz; Duty Cycle: 1:1

Phantom section: TCoil Section

DASY5 Configuration:

- Probe: AM1DV3 - 3137; ; Calibrated: 2022-07-19
- Sensor-Surface: 0mm (Fix Surface)
- Electronics: DAE4 Sn1668; Calibrated: 2022-04-27
- Phantom: HAC Test Arch with AMCC; Type: SD HAC P01 BB
- Measurement SW: DASY52, Version 52.10 (4);SEMCAD X Version 14.6.14 (7483)

T-Coil scan (scan for ANSI C63.19 2011 compliance)/LTE Band 13 10MHz 16QAM RB1/0 ch23230 EVS-SWB9.6 2/y (transversal) 4.2mm 50 x 50/ABM Interpolated Signal(x,y,z)

(121x121x1): Interpolated grid: dx=1.000 mm, dy=1.000 mm

Signal Type: Audio File (.wav) 48k_voice_1kHz_1s.wav

Output Gain: 24.29

Measure Window Start: 300ms

Measure Window Length: 1000ms

BWC applied: 0.16 dB

Device Reference Point: 0, 0, -6.3 mm

Cursor:


ABM1/ABM2 = 39.41 dB

ABM1 = -1.52 dBA/m

ABM2 = -40.93 dBA/m

BWC Factor = 0.16 dB

Location: 6.7, -20.4, 3.7 mm



0 dB = 1.000 A/m = 0.00 dBA/m

VoLTE_FDD

Communication System: UID 0, LTE (FDD) (0); Frequency: 1745 MHz;Duty Cycle: 1:1

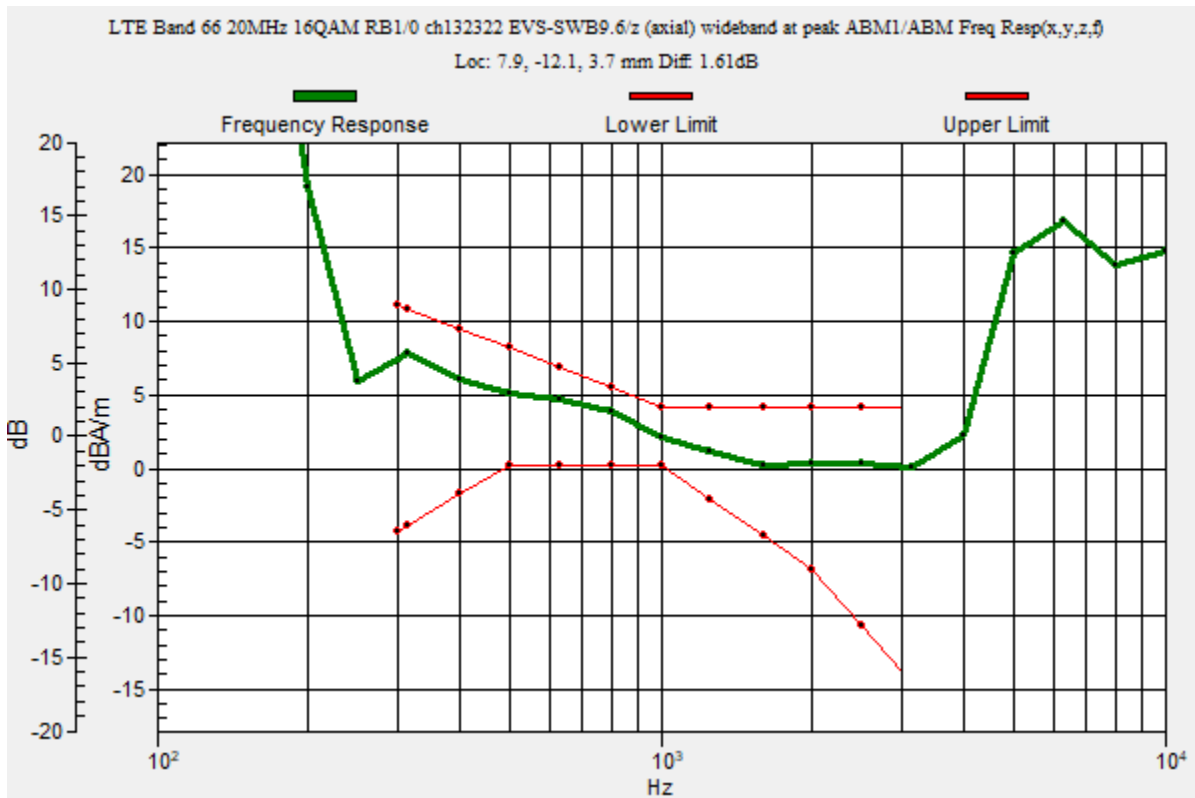
T-Coil scan (scan for ANSI C63.19 2011 compliance)/LTE Band 66 20MHz 16QAM RB1/0 ch132322 EVS-SWB9.6/z (axial) wideband at peak ABM1/ABM Freq Resp(x,y,z,f) (1x1x1):

Measurement grid: dx=10mm, dy=10mm
 Signal Type: Audio File (.wav) 48k_voice_300-3000_2s.wav
 Output Gain: 47.64
 Measure Window Start: 300ms
 Measure Window Length: 2000ms
 BWC applied: 10.80 dB
 Device Reference Point: 0, 0, -6.3 mm

Category	Telephone parameters WD signal quality [(signal+noise)-to-noise ratio in decibels]
Category T1	0 dB to 10 dB
Category T2	10 dB to 20 dB
Category T3	20 dB to 30 dB
Category T4	> 30 dB

Cursor:

Diff = 1.61 dB
 BWC Factor = 10.80 dB
 Location: 7.9, -12.1, 3.7 mm



VoLTE_FDD

Communication System: UID 0, LTE (FDD) (0); Frequency: 1745 MHz; Duty Cycle: 1:1

Phantom section: TCoil Section

DASY5 Configuration:

- Probe: AM1DV3 - 3137; ; Calibrated: 2022-07-19
- Sensor-Surface: 0mm (Fix Surface)
- Electronics: DAE4 Sn1668; Calibrated: 2022-04-27
- Phantom: HAC Test Arch with AMCC; Type: SD HAC P01 BB
- Measurement SW: DASY52, Version 52.10 (4);SEMCAD X Version 14.6.14 (7483)

T-Coil scan (scan for ANSI C63.19 2011 compliance)/LTE Band 66 20MHz 16QAM RB1/0 ch132322 EVS-SWB9.6/z (axial) 4.2mm 50 x 50/ABM Interpolated Signal(x,y,z)

(121x121x1): Interpolated grid: dx=1.000 mm, dy=1.000 mm

Signal Type: Audio File (.wav) 48k_voice_1kHz_1s.wav

Output Gain: 24.29

Measure Window Start: 300ms

Measure Window Length: 1000ms

BWC applied: 0.16 dB

Device Reference Point: 0, 0, -6.3 mm

Cursor:


ABM1/ABM2 = 40.69 dB

ABM1 = 5.67 dBA/m

ABM2 = -35.02 dBA/m

BWC Factor = 0.16 dB

Location: 7.9, -12.1, 3.7 mm



0 dB = 1.000 A/m = 0.00 dBA/m

VoLTE_FDD

Communication System: UID 0, LTE (FDD) (0); Frequency: 1745 MHz; Duty Cycle: 1:1

Phantom section: TCoil Section

DASY5 Configuration:

- Probe: AM1DV3 - 3137; ; Calibrated: 2022-07-19
- Sensor-Surface: 0mm (Fix Surface)
- Electronics: DAE4 Sn1668; Calibrated: 2022-04-27
- Phantom: HAC Test Arch with AMCC; Type: SD HAC P01 BB
- Measurement SW: DASY52, Version 52.10 (4);SEMCAD X Version 14.6.14 (7483)

T-Coil scan (scan for ANSI C63.19 2011 compliance)/LTE Band 66 20MHz 16QAM RB1/0 ch132322 EVS-SWB9.6/y (transversal) 4.2mm 50 x 50/ABM Interpolated Signal(x,y,z)

(121x121x1): Interpolated grid: dx=1.000 mm, dy=1.000 mm

Signal Type: Audio File (.wav) 48k_voice_1kHz_1s.wav

Output Gain: 24.29

Measure Window Start: 300ms

Measure Window Length: 1000ms

BWC applied: 0.16 dB

Device Reference Point: 0, 0, -6.3 mm

Cursor:


ABM1/ABM2 = 35.44 dB

ABM1 = -2.55 dBA/m

ABM2 = -37.99 dBA/m

BWC Factor = 0.16 dB

Location: 7.5, -20.8, 3.7 mm



0 dB = 1.000 A/m = 0.00 dBA/m

VoLTE_TDD

Communication System: UID 0, LTE (TDD) (0); Frequency: 3603.3 MHz; Duty Cycle: 1:2.30675

T-Coil scan (scan for ANSI C63.19 2011 compliance)/LTE Band 48 20MHz QPSK RB1/0 ch55773 EVS-SWB9.6/z (axial) wideband at peak ABM1/ABM Freq Resp(x,y,z,f) (1x1x1):

Measurement grid: dx=10mm, dy=10mm

Signal Type: Audio File (.wav) 48k_voice_300-3000_2s.wav

Output Gain: 47.64

Measure Window Start: 300ms

Measure Window Length: 2000ms

BWC applied: 10.80 dB

Device Reference Point: 0, 0, -6.3 mm

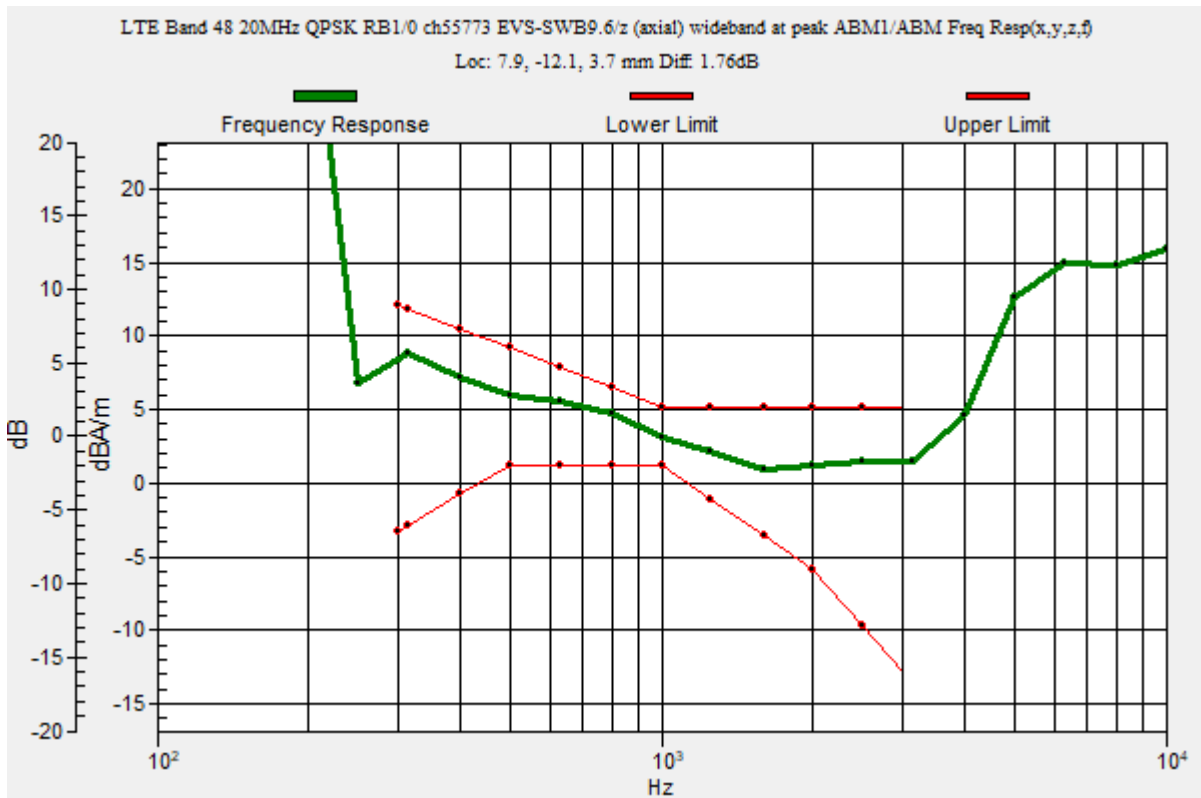
Category	Telephone parameters WD signal quality [(signal+noise)-to-noise ratio in decibels]
Category T1	0 dB to 10 dB
Category T2	10 dB to 20 dB
Category T3	20 dB to 30 dB
Category T4	> 30 dB

Cursor:

Diff = 1.76 dB

BWC Factor = 10.80 dB

Location: 7.9, -12.1, 3.7 mm



VoLTE_TDD

Communication System: UID 0, LTE (TDD) (0); Frequency: 3603.3 MHz; Duty Cycle: 1:2.30675

Phantom section: TCoil Section

DASY5 Configuration:

- Probe: AM1DV3 - 3137; ; Calibrated: 2022-07-19
- Sensor-Surface: 0mm (Fix Surface)
- Electronics: DAE4 Sn1668; Calibrated: 2022-04-27
- Phantom: HAC Test Arch with AMCC; Type: SD HAC P01 BB
- Measurement SW: DASY52, Version 52.10 (4);SEMCAD X Version 14.6.14 (7483)

T-Coil scan (scan for ANSI C63.19 2011 compliance)/LTE Band 48 20MHz QPSK RB1/0 ch55773 EVS-SWB9.6/z (axial) 4.2mm 50 x 50/ABM Interpolated Signal(x,y,z)

(121x121x1): Interpolated grid: dx=1.000 mm, dy=1.000 mm

Signal Type: Audio File (.wav) 48k_voice_1kHz_1s.wav

Output Gain: 24.29

Measure Window Start: 300ms

Measure Window Length: 1000ms

BWC applied: 0.16 dB

Device Reference Point: 0, 0, -6.3 mm

Cursor:


ABM1/ABM2 = 29.17 dB

ABM1 = 5.87 dBA/m

ABM2 = -23.30 dBA/m

BWC Factor = 0.16 dB

Location: 7.9, -12.1, 3.7 mm



0 dB = 1.000 A/m = 0.00 dBA/m

VoLTE_TDD

Communication System: UID 0, LTE (TDD) (0); Frequency: 3603.3 MHz; Duty Cycle: 1:2.30675

Phantom section: TCoil Section

DASY5 Configuration:

- Probe: AM1DV3 - 3137; ; Calibrated: 2022-07-19
- Sensor-Surface: 0mm (Fix Surface)
- Electronics: DAE4 Sn1668; Calibrated: 2022-04-27
- Phantom: HAC Test Arch with AMCC; Type: SD HAC P01 BB
- Measurement SW: DASY52, Version 52.10 (4);SEMCAD X Version 14.6.14 (7483)

T-Coil scan (scan for ANSI C63.19 2011 compliance)/LTE Band 48 20MHz QPSK RB1/0 ch55773 EVS-SWB9.6/y (transversal) 4.2mm 50 x 50/ABM Interpolated Signal(x,y,z)

(121x121x1): Interpolated grid: dx=1.000 mm, dy=1.000 mm

Signal Type: Audio File (.wav) 48k_voice_1kHz_1s.wav

Output Gain: 24.29

Measure Window Start: 300ms

Measure Window Length: 1000ms

BWC applied: 0.16 dB

Device Reference Point: 0, 0, -6.3 mm

Cursor:


ABM1/ABM2 = 27.09 dB

ABM1 = -2.58 dBA/m

ABM2 = -29.67 dBA/m

BWC Factor = 0.16 dB

Location: 8.3, -20.8, 3.7 mm



0 dB = 1.000 A/m = 0.00 dBA/m

VoWiFi

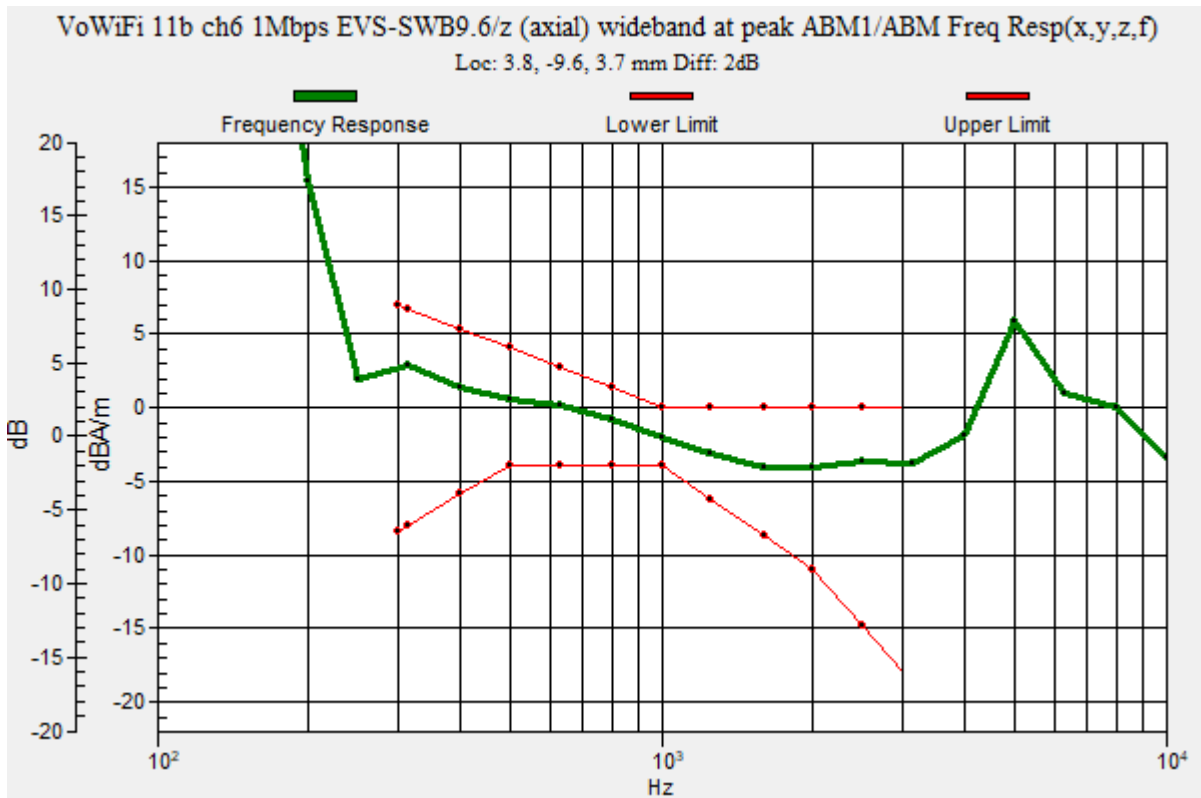
Communication System: UID 0, IEEE 802.11b/g/n 2.4 GHz Band (0); Frequency: 2437 MHz;Duty Cycle: 1:1

T-Coil scan (scan for ANSI C63.19 2011 compliance)/VoWiFi 11b ch6 1Mbps EVS-SWB9.6/z (axial) wideband at peak ABM1/ABM Freq Resp(x,y,z,f) (1x1x1): Measurement grid:

dx=10mm, dy=10mm
 Signal Type: Audio File (.wav) 48k_voice_300-3000_2s.wav
 Output Gain: 30.06
 Measure Window Start: 300ms
 Measure Window Length: 2000ms
 BWC applied: 10.80 dB
 Device Reference Point: 0, 0, -6.3 mm

Category	Telephone parameters WD signal quality [(signal+noise)-to-noise ratio in decibels]
Category T1	0 dB to 10 dB
Category T2	10 dB to 20 dB
Category T3	20 dB to 30 dB
Category T4	> 30 dB

Cursor:
 Diff = 2.00 dB
 BWC Factor = 10.80 dB
 Location: 3.8, -9.6, 3.7 mm



VoWiFi

Communication System: UID 0, IEEE 802.11b/g/n 2.4 GHz Band (0); Frequency: 2437 MHz; Duty Cycle: 1:1

Phantom section: TCoil Section

DASY5 Configuration:

- Probe: AM1DV3 - 3137; ; Calibrated: 2022-07-19
- Sensor-Surface: 0mm (Fix Surface)
- Electronics: DAE4 Sn1668; Calibrated: 2022-04-27
- Phantom: HAC Test Arch with AMCC; Type: SD HAC P01 BB
- Measurement SW: DASY52, Version 52.10 (4);SEMCAD X Version 14.6.14 (7483)

T-Coil scan (scan for ANSI C63.19 2011 compliance)/VoWiFi 11b ch6 1Mbps EVS-SWB9.6/z (axial) 4.2mm 50 x 50/ABM Interpolated Signal(x,y,z) (121x121x1): Interpolated grid:

dx=1.000 mm, dy=1.000 mm

Signal Type: Audio File (.wav) 48k_voice_1kHz_1s.wav

Output Gain: 15.33

Measure Window Start: 300ms

Measure Window Length: 1000ms

BWC applied: 0.16 dB

Device Reference Point: 0, 0, -6.3 mm

Cursor:


ABM1/ABM2 = 35.29 dB

ABM1 = -0.53 dBA/m

ABM2 = -35.82 dBA/m

BWC Factor = 0.16 dB

Location: 3.8, -9.6, 3.7 mm



0 dB = 1.000 A/m = 0.00 dBA/m

VoWiFi

Communication System: UID 0, IEEE 802.11b/g/n 2.4 GHz Band (0); Frequency: 2437 MHz; Duty Cycle: 1:1

Phantom section: TCoil Section

DASY5 Configuration:

- Probe: AM1DV3 - 3137; ; Calibrated: 2022-07-19
- Sensor-Surface: 0mm (Fix Surface)
- Electronics: DAE4 Sn1668; Calibrated: 2022-04-27
- Phantom: HAC Test Arch with AMCC; Type: SD HAC P01 BB
- Measurement SW: DASY52, Version 52.10 (4);SEMCAD X Version 14.6.14 (7483)

T-Coil scan (scan for ANSI C63.19 2011 compliance)/VoWiFi 11b ch6 1Mbps EVS-SWB9.6/y (transversal) 4.2mm 50 x 50/ABM Interpolated Signal(x,y,z) (121x121x1):

Interpolated grid: dx=1.000 mm, dy=1.000 mm

Signal Type: Audio File (.wav) 48k_voice_1kHz_1s.wav

Output Gain: 15.33

Measure Window Start: 300ms

Measure Window Length: 1000ms

BWC applied: 0.16 dB

Device Reference Point: 0, 0, -6.3 mm

Cursor:


ABM1/ABM2 = 35.29 dB

ABM1 = -7.35 dBA/m

ABM2 = -47.61 dBA/m

BWC Factor = 0.16 dB

Location: 4.2, -19.2, 3.7 mm



0 dB = 1.000 A/m = 0.00 dBA/m

VoWiFi

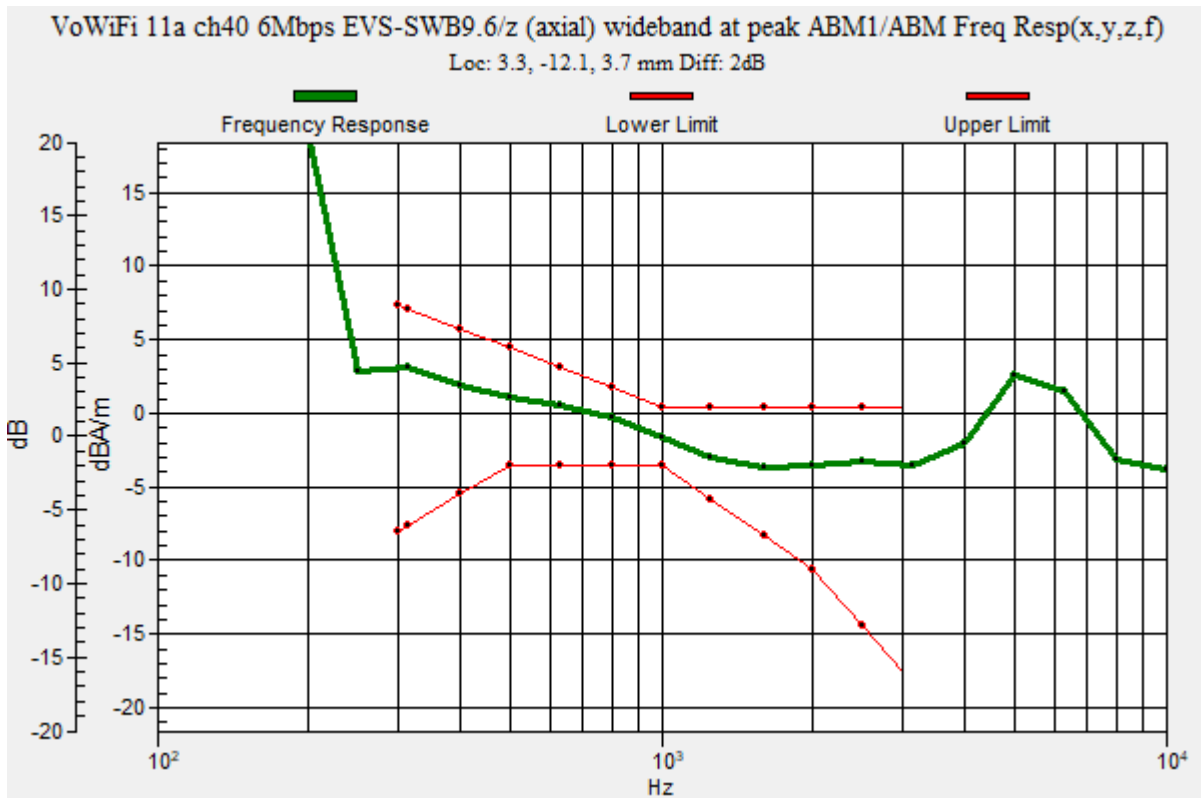
Communication System: UID 0, IEEE 802.11b/g/n 2.4 GHz Band (0); Frequency: 2437 MHz; Duty Cycle: 1:1

T-Coil scan (scan for ANSI C63.19 2011 compliance)/VoWiFi 11a ch40 6Mbps EVS-SWB9.6/z (axial) wideband at peak ABM1/ABM Freq Resp(x,y,z,f) (1x1x1): Measurement grid:

dx=10mm, dy=10mm
 Signal Type: Audio File (.wav) 48k_voice_300-3000_2s.wav
 Output Gain: 30.06
 Measure Window Start: 300ms
 Measure Window Length: 2000ms
 BWC applied: 10.80 dB
 Device Reference Point: 0, 0, -6.3 mm

Category	Telephone parameters WD signal quality [(signal+noise)-to-noise ratio in decibels]
Category T1	0 dB to 10 dB
Category T2	10 dB to 20 dB
Category T3	20 dB to 30 dB
Category T4	> 30 dB

Cursor:
 Diff = 2.00 dB
 BWC Factor = 10.80 dB
 Location: 3.3, -12.1, 3.7 mm



VoWiFi

Communication System: UID 0, IEEE 802.11b/g/n 2.4 GHz Band (0); Frequency: 2437 MHz; Duty Cycle: 1:1

Phantom section: TCoil Section

DASY5 Configuration:

- Probe: AM1DV3 - 3137; ; Calibrated: 2022-07-19
- Sensor-Surface: 0mm (Fix Surface)
- Electronics: DAE4 Sn1668; Calibrated: 2022-04-27
- Phantom: HAC Test Arch with AMCC; Type: SD HAC P01 BB
- Measurement SW: DASY52, Version 52.10 (4);SEMCAD X Version 14.6.14 (7483)

T-Coil scan (scan for ANSI C63.19 2011 compliance)/VoWiFi 11a ch40 6Mbps EVS-SWB9.6/z (axial) 4.2mm 50 x 50/ABM Interpolated Signal(x,y,z) (121x121x1): Interpolated grid:

dx=1.000 mm, dy=1.000 mm

Signal Type: Audio File (.wav) 48k_voice_1kHz_1s.wav

Output Gain: 15.33

Measure Window Start: 300ms

Measure Window Length: 1000ms

BWC applied: 0.16 dB

Device Reference Point: 0, 0, -6.3 mm

Cursor:


ABM1/ABM2 = 43.28 dB

ABM1 = -0.64 dBA/m

ABM2 = -43.92 dBA/m

BWC Factor = 0.16 dB

Location: 3.3, -12.1, 3.7 mm



0 dB = 1.000 A/m = 0.00 dBA/m

VoWiFi

Communication System: UID 0, IEEE 802.11b/g/n 2.4 GHz Band (0); Frequency: 2437 MHz; Duty Cycle: 1:1

Phantom section: TCoil Section

DASY5 Configuration:

- Probe: AM1DV3 - 3137; ; Calibrated: 2022-07-19
- Sensor-Surface: 0mm (Fix Surface)
- Electronics: DAE4 Sn1668; Calibrated: 2022-04-27
- Phantom: HAC Test Arch with AMCC; Type: SD HAC P01 BB
- Measurement SW: DASY52, Version 52.10 (4);SEMCAD X Version 14.6.14 (7483)

T-Coil scan (scan for ANSI C63.19 2011 compliance)/VoWiFi 11a ch40 6Mbps EVS-SWB9.6/y (transversal) 4.2mm 50 x 50/ABM Interpolated Signal(x,y,z) (121x121x1):

Interpolated grid: dx=1.000 mm, dy=1.000 mm

Signal Type: Audio File (.wav) 48k_voice_1kHz_1s.wav

Output Gain: 15.33

Measure Window Start: 300ms

Measure Window Length: 1000ms

BWC applied: 0.16 dB

Device Reference Point: 0, 0, -6.3 mm

Cursor:


ABM1/ABM2 = 38.87 dB

ABM1 = -9.03 dBA/m

ABM2 = -47.90 dBA/m

BWC Factor = 0.16 dB

Location: 7.5, -0.8, 3.7 mm



0 dB = 1.000 A/m = 0.00 dBA/m

VoWiFi

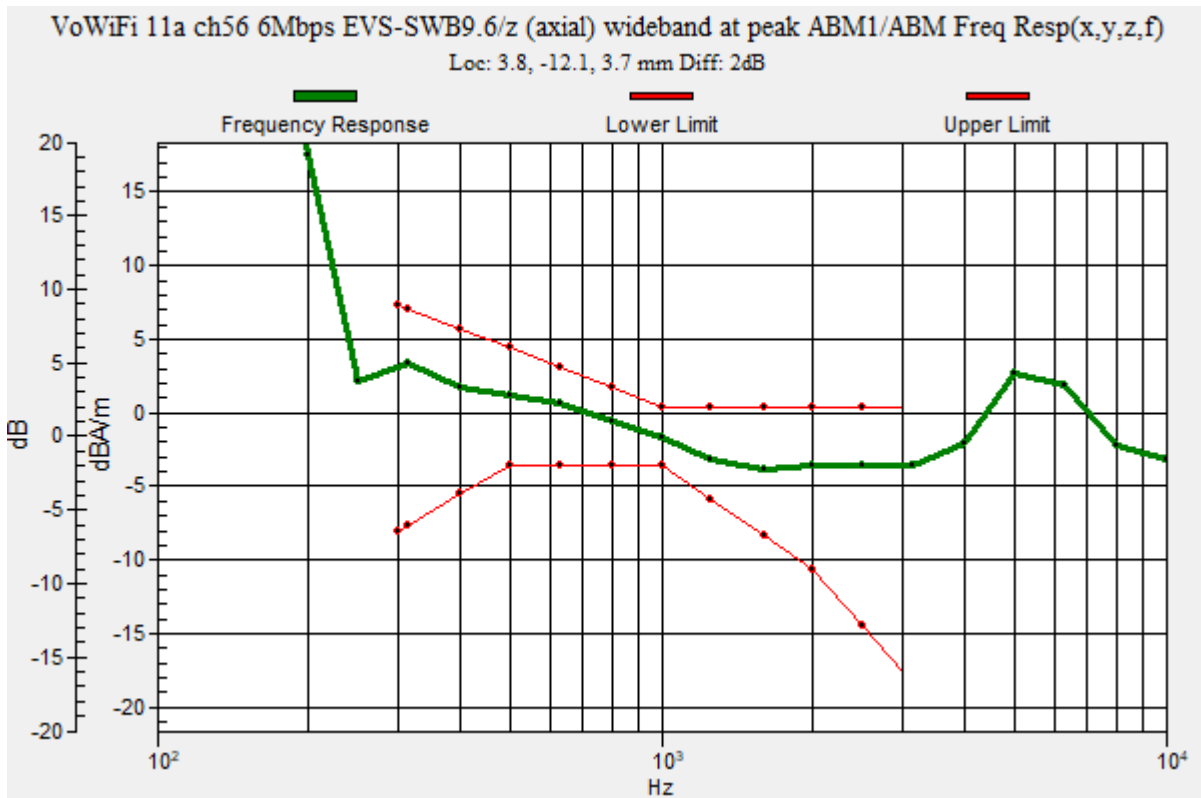
Communication System: UID 0, IEEE 802.11a/n/ac 5 GHz Band (0); Frequency: 5280 MHz;Duty Cycle: 1:1

T-Coil scan (scan for ANSI C63.19 2011 compliance)/VoWiFi 11a ch56 6Mbps EVS-SWB9.6/z (axial) wideband at peak ABM1/ABM Freq Resp(x,y,z,f) (1x1x1): Measurement grid:

dx=10mm, dy=10mm
 Signal Type: Audio File (.wav) 48k_voice_300-3000_2s.wav
 Output Gain: 30.06
 Measure Window Start: 300ms
 Measure Window Length: 2000ms
 BWC applied: 10.80 dB
 Device Reference Point: 0, 0, -6.3 mm

Category	Telephone parameters WD signal quality [(signal+noise)-to-noise ratio in decibels]
Category T1	0 dB to 10 dB
Category T2	10 dB to 20 dB
Category T3	20 dB to 30 dB
Category T4	> 30 dB

Cursor:
 Diff = 2.00 dB
 BWC Factor = 10.80 dB
 Location: 3.8, -12.1, 3.7 mm



VoWiFi

Communication System: UID 0, IEEE 802.11a/n/ac 5 GHz Band (0); Frequency: 5280 MHz; Duty Cycle: 1:1

Phantom section: TCoil Section

DASY5 Configuration:

- Probe: AM1DV3 - 3137; ; Calibrated: 2022-07-19
- Sensor-Surface: 0mm (Fix Surface)
- Electronics: DAE4 Sn1668; Calibrated: 2022-04-27
- Phantom: HAC Test Arch with AMCC; Type: SD HAC P01 BB
- Measurement SW: DASY52, Version 52.10 (4);SEMCAD X Version 14.6.14 (7483)

T-Coil scan (scan for ANSI C63.19 2011 compliance)/VoWiFi 11a ch56 6Mbps EVS-SWB9.6/z (axial) 4.2mm 50 x 50/ABM Interpolated Signal(x,y,z) (121x121x1): Interpolated grid:

dx=1.000 mm, dy=1.000 mm

Signal Type: Audio File (.wav) 48k_voice_1kHz_1s.wav

Output Gain: 15.33

Measure Window Start: 300ms

Measure Window Length: 1000ms

BWC applied: 0.16 dB

Device Reference Point: 0, 0, -6.3 mm

Cursor:


ABM1/ABM2 = 46.48 dB

ABM1 = 0.24 dBA/m

ABM2 = -46.24 dBA/m

BWC Factor = 0.16 dB

Location: 3.8, -12.1, 3.7 mm



0 dB = 1.000 A/m = 0.00 dBA/m

VoWiFi

Communication System: UID 0, IEEE 802.11a/n/ac 5 GHz Band (0); Frequency: 5280 MHz; Duty Cycle: 1:1

Phantom section: TCoil Section

DASY5 Configuration:

- Probe: AM1DV3 - 3137; ; Calibrated: 2022-07-19
- Sensor-Surface: 0mm (Fix Surface)
- Electronics: DAE4 Sn1668; Calibrated: 2022-04-27
- Phantom: HAC Test Arch with AMCC; Type: SD HAC P01 BB
- Measurement SW: DASY52, Version 52.10 (4);SEMCAD X Version 14.6.14 (7483)

T-Coil scan (scan for ANSI C63.19 2011 compliance)/VoWiFi 11a ch56 6Mbps EVS-SWB9.6/y (transversal) 4.2mm 50 x 50/ABM Interpolated Signal(x,y,z) (121x121x1):

Interpolated grid: dx=1.000 mm, dy=1.000 mm

Signal Type: Audio File (.wav) 48k_voice_1kHz_1s.wav

Output Gain: 15.33

Measure Window Start: 300ms

Measure Window Length: 1000ms

BWC applied: 0.16 dB

Device Reference Point: 0, 0, -6.3 mm

Cursor:


ABM1/ABM2 = 39.80 dB

ABM1 = -7.98 dBA/m

ABM2 = -47.78 dBA/m

BWC Factor = 0.16 dB

Location: 5, -20.4, 3.7 mm



0 dB = 1.000 A/m = 0.00 dBA/m

VoWiFi

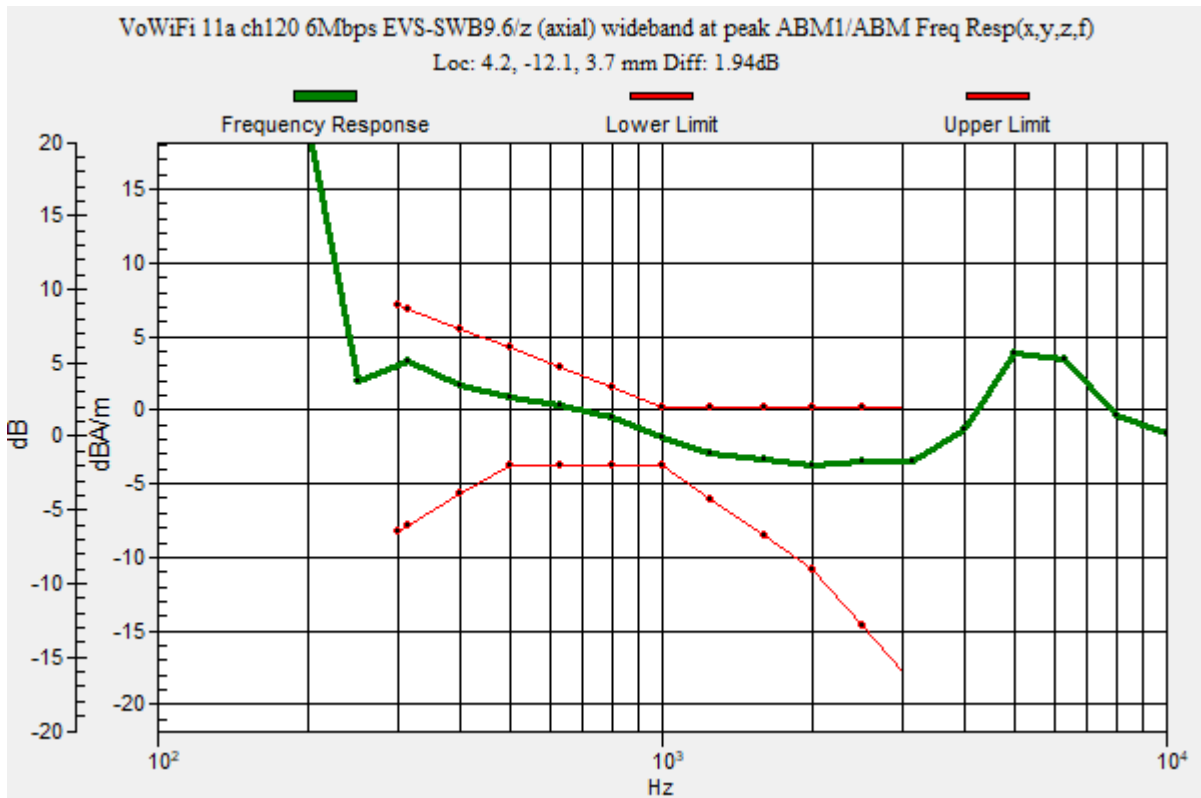
Communication System: UID 0, IEEE 802.11a/n/ac 5 GHz Band (0); Frequency: 5600 MHz;Duty Cycle: 1:1

T-Coil scan (scan for ANSI C63.19 2011 compliance)/VoWiFi 11a ch120 6Mbps EVS-SWB9.6/z (axial) wideband at peak ABM1/ABM Freq Resp(x,y,z,f) (1x1x1): Measurement grid:

dx=10mm, dy=10mm
 Signal Type: Audio File (.wav) 48k_voice_300-3000_2s.wav
 Output Gain: 30.06
 Measure Window Start: 300ms
 Measure Window Length: 2000ms
 BWC applied: 10.80 dB
 Device Reference Point: 0, 0, -6.3 mm

Category	Telephone parameters WD signal quality [(signal+noise)-to-noise ratio in decibels]
Category T1	0 dB to 10 dB
Category T2	10 dB to 20 dB
Category T3	20 dB to 30 dB
Category T4	> 30 dB

Cursor:
 Diff = 1.94 dB
 BWC Factor = 10.80 dB
 Location: 4.2, -12.1, 3.7 mm



VoWiFi

Communication System: UID 0, IEEE 802.11a/n/ac 5 GHz Band (0); Frequency: 5600 MHz; Duty Cycle: 1:1

Phantom section: TCoil Section

DASY5 Configuration:

- Probe: AM1DV3 - 3137; ; Calibrated: 2022-07-19
- Sensor-Surface: 0mm (Fix Surface)
- Electronics: DAE4 Sn1668; Calibrated: 2022-04-27
- Phantom: HAC Test Arch with AMCC; Type: SD HAC P01 BB
- Measurement SW: DASY52, Version 52.10 (4);SEMCAD X Version 14.6.14 (7483)

T-Coil scan (scan for ANSI C63.19 2011 compliance)/VoWiFi 11a ch120 6Mbps EVS-SWB9.6/z (axial) 4.2mm 50 x 50/ABM Interpolated Signal(x,y,z) (121x121x1): Interpolated grid:

dx=1.000 mm, dy=1.000 mm

Signal Type: Audio File (.wav) 48k_voice_1kHz_1s.wav

Output Gain: 15.33

Measure Window Start: 300ms

Measure Window Length: 1000ms

BWC applied: 0.16 dB

Device Reference Point: 0, 0, -6.3 mm

Cursor:


ABM1/ABM2 = 43.43 dB

ABM1 = 0.12 dBA/m

ABM2 = -43.31 dBA/m

BWC Factor = 0.16 dB

Location: 4.2, -12.1, 3.7 mm



0 dB = 1.000 A/m = 0.00 dBA/m

VoWiFi

Communication System: UID 0, IEEE 802.11a/n/ac 5 GHz Band (0); Frequency: 5600 MHz; Duty Cycle: 1:1

Phantom section: TCoil Section

DASY5 Configuration:

- Probe: AM1DV3 - 3137; ; Calibrated: 2022-07-19
- Sensor-Surface: 0mm (Fix Surface)
- Electronics: DAE4 Sn1668; Calibrated: 2022-04-27
- Phantom: HAC Test Arch with AMCC; Type: SD HAC P01 BB
- Measurement SW: DASY52, Version 52.10 (4);SEMCAD X Version 14.6.14 (7483)

T-Coil scan (scan for ANSI C63.19 2011 compliance)/VoWiFi 11a ch120 6Mbps EVS-SWB9.6/y (transversal) 4.2mm 50 x 50/ABM Interpolated Signal(x,y,z) (121x121x1):

Interpolated grid: dx=1.000 mm, dy=1.000 mm

Signal Type: Audio File (.wav) 48k_voice_1kHz_1s.wav

Output Gain: 15.33

Measure Window Start: 300ms

Measure Window Length: 1000ms

BWC applied: 0.16 dB

Device Reference Point: 0, 0, -6.3 mm

Cursor:


ABM1/ABM2 = 42.64 dB

ABM1 = -7.87 dBA/m

ABM2 = -50.51 dBA/m

BWC Factor = 0.16 dB

Location: 4.2, -3.8, 3.7 mm



0 dB = 1.000 A/m = 0.00 dBA/m

VoWiFi

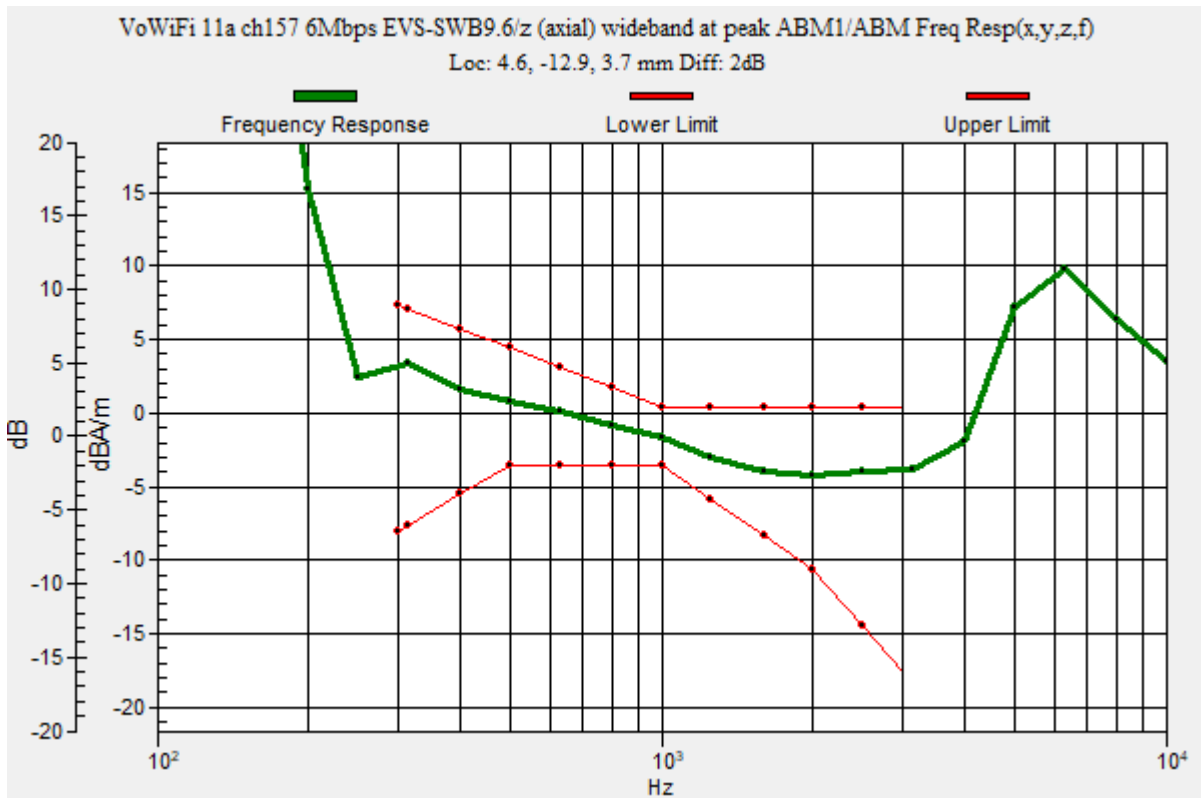
Communication System: UID 0, IEEE 802.11a/n/ac 5 GHz Band (0); Frequency: 5785 MHz;Duty Cycle: 1:1

T-Coil scan (scan for ANSI C63.19 2011 compliance)/VoWiFi 11a ch157 6Mbps EVS-SWB9.6/z (axial) wideband at peak ABM1/ABM Freq Resp(x,y,z,f) (1x1x1): Measurement grid:

dx=10mm, dy=10mm
 Signal Type: Audio File (.wav) 48k_voice_300-3000_2s.wav
 Output Gain: 30.06
 Measure Window Start: 300ms
 Measure Window Length: 2000ms
 BWC applied: 10.80 dB
 Device Reference Point: 0, 0, -6.3 mm

Category	Telephone parameters WD signal quality [(signal+noise)-to-noise ratio in decibels]
Category T1	0 dB to 10 dB
Category T2	10 dB to 20 dB
Category T3	20 dB to 30 dB
Category T4	> 30 dB

Cursor:
 Diff = 2.00 dB
 BWC Factor = 10.80 dB
 Location: 4.6, -12.9, 3.7 mm



VoWiFi

Communication System: UID 0, IEEE 802.11a/n/ac 5 GHz Band (0); Frequency: 5785 MHz; Duty Cycle: 1:1

Phantom section: TCoil Section

DASY5 Configuration:

- Probe: AM1DV3 - 3137; ; Calibrated: 2022-07-19
- Sensor-Surface: 0mm (Fix Surface)
- Electronics: DAE4 Sn1668; Calibrated: 2022-04-27
- Phantom: HAC Test Arch with AMCC; Type: SD HAC P01 BB
- Measurement SW: DASY52, Version 52.10 (4);SEMCAD X Version 14.6.14 (7483)

T-Coil scan (scan for ANSI C63.19 2011 compliance)/VoWiFi 11a ch157 6Mbps EVS-SWB9.6/z (axial) 4.2mm 50 x 50/ABM Interpolated Signal(x,y,z) (121x121x1): Interpolated grid:

dx=1.000 mm, dy=1.000 mm

Signal Type: Audio File (.wav) 48k_voice_1kHz_1s.wav

Output Gain: 15.33

Measure Window Start: 300ms

Measure Window Length: 1000ms

BWC applied: 0.16 dB

Device Reference Point: 0, 0, -6.3 mm

Cursor:


ABM1/ABM2 = 44.34 dB

ABM1 = -0.60 dBA/m

ABM2 = -44.94 dBA/m

BWC Factor = 0.16 dB

Location: 4.6, -12.9, 3.7 mm



0 dB = 1.000 A/m = 0.00 dBA/m

VoWiFi

Communication System: UID 0, IEEE 802.11a/n/ac 5 GHz Band (0); Frequency: 5785 MHz; Duty Cycle: 1:1

Phantom section: TCoil Section

DASY5 Configuration:

- Probe: AM1DV3 - 3137; ; Calibrated: 2022-07-19
- Sensor-Surface: 0mm (Fix Surface)
- Electronics: DAE4 Sn1668; Calibrated: 2022-04-27
- Phantom: HAC Test Arch with AMCC; Type: SD HAC P01 BB
- Measurement SW: DASY52, Version 52.10 (4);SEMCAD X Version 14.6.14 (7483)

T-Coil scan (scan for ANSI C63.19 2011 compliance)/VoWiFi 11a ch157 6Mbps EVS-SWB9.6/y (transversal) 4.2mm 50 x 50/ABM Interpolated Signal(x,y,z) (121x121x1):

Interpolated grid: dx=1.000 mm, dy=1.000 mm

Signal Type: Audio File (.wav) 48k_voice_1kHz_1s.wav

Output Gain: 15.33

Measure Window Start: 300ms

Measure Window Length: 1000ms

BWC applied: 0.16 dB

Device Reference Point: 0, 0, -6.3 mm

Cursor:


ABM1/ABM2 = 40.87 dB

ABM1 = -7.32 dBA/m

ABM2 = -48.19 dBA/m

BWC Factor = 0.16 dB

Location: 3.8, -2.1, 3.7 mm



0 dB = 1.000 A/m = 0.00 dBA/m

OTT EDGE

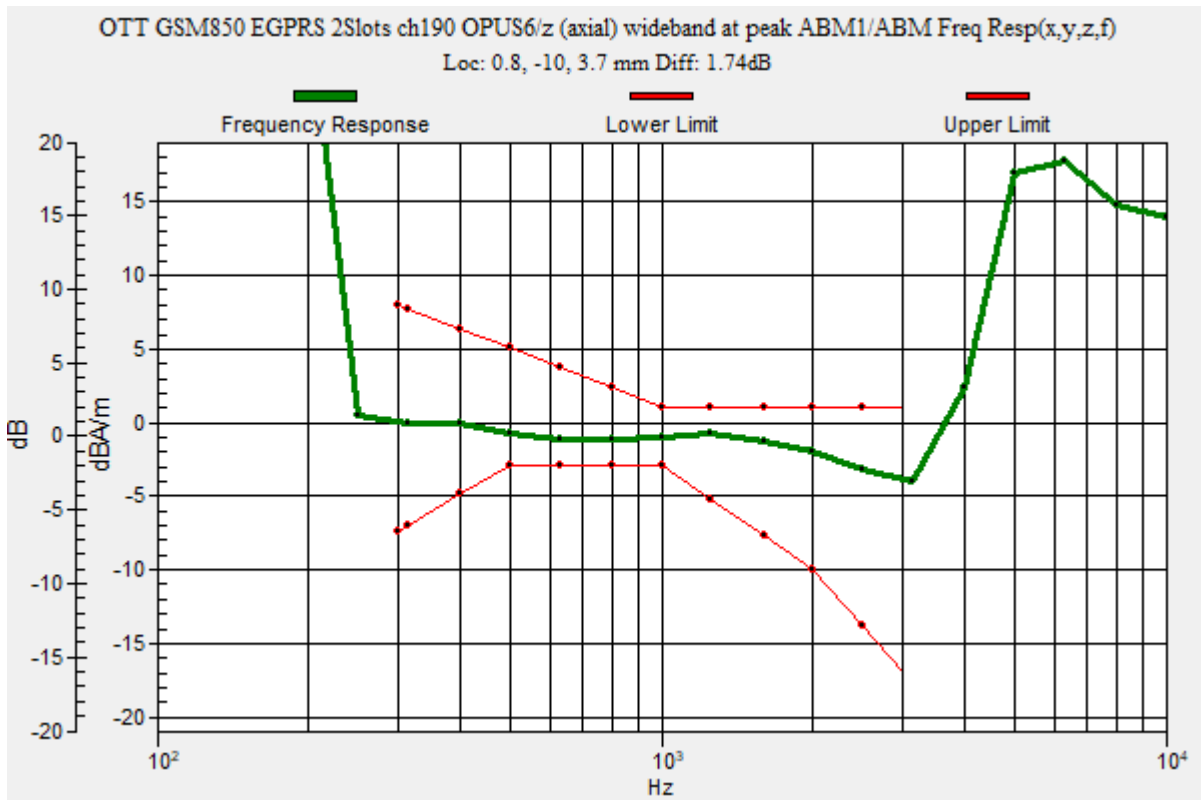
Communication System: UID 10026 - DAC, EDGE-FDD (TDMA, 8PSK, TN 0-1); Frequency: 836.6 MHz;Duty Cycle: 1:9.02194

T-Coil scan (scan for ANSI C63.19 2011 compliance)/OTT GSM850 EGPRS 2Slots ch190 OPUS6/z (axial) wideband at peak ABM1/ABM Freq Resp(x,y,z,f) (1x1x1):

Measurement grid: dx=10mm, dy=10mm
 Signal Type: Audio File (.wav) 48k_voice_300-3000_2s.wav
 Output Gain: 36.9
 Measure Window Start: 300ms
 Measure Window Length: 10000ms
 BWC applied: 10.80 dB
 Device Reference Point: 0, 0, -6.3 mm

Category	Telephone parameters WD signal quality [(signal+noise)-to-noise ratio in decibels]
Category T1	0 dB to 10 dB
Category T2	10 dB to 20 dB
Category T3	20 dB to 30 dB
Category T4	> 30 dB

Cursor:
 Diff = 1.74 dB
 BWC Factor = 10.80 dB
 Location: 0.8, -10, 3.7 mm



OTT EDGE

Communication System: UID 10026 - DAC, EDGE-FDD (TDMA, 8PSK, TN 0-1); Frequency: 836.6 MHz; Duty Cycle: 1:9.02194

Phantom section: TCoil Section

DASY5 Configuration:

- Probe: AM1DV3 - 3137; ; Calibrated: 2022-07-19
- Sensor-Surface: 0mm (Fix Surface)
- Electronics: DAE4 Sn1668; Calibrated: 2022-04-27
- Phantom: HAC Test Arch with AMCC; Type: SD HAC P01 BB
- Measurement SW: DASY52, Version 52.10 (4);SEMCAD X Version 14.6.14 (7483)

T-Coil scan (scan for ANSI C63.19 2011 compliance)/OTT GSM850 EGPRS 2Slots ch190 OPUS6/z (axial) 4.2mm 50 x 50/ABM Interpolated Signal(x,y,z) (121x121x1): Interpolated grid:

dx=1.000 mm, dy=1.000 mm

Signal Type: Audio File (.wav) 48k_voice_1kHz_1s.wav

Output Gain: 18.81

Measure Window Start: 500ms

Measure Window Length: 2000ms

BWC applied: 0.16 dB

Device Reference Point: 0, 0, -6.3 mm

Cursor:


ABM1/ABM2 = 23.77 dB

ABM1 = 0.11 dBA/m

ABM2 = -23.66 dBA/m

BWC Factor = 0.16 dB

Location: 0.8, -10, 3.7 mm



0 dB = 1.000 A/m = 0.00 dBA/m

OTT EDGE

Communication System: UID 10026 - DAC, EDGE-FDD (TDMA, 8PSK, TN 0-1); Frequency: 836.6 MHz; Duty Cycle: 1:9.02194

Phantom section: TCoil Section

DASY5 Configuration:

- Probe: AM1DV3 - 3137; ; Calibrated: 2022-07-19
- Sensor-Surface: 0mm (Fix Surface)
- Electronics: DAE4 Sn1668; Calibrated: 2022-04-27
- Phantom: HAC Test Arch with AMCC; Type: SD HAC P01 BB
- Measurement SW: DASY52, Version 52.10 (4);SEMCAD X Version 14.6.14 (7483)

T-Coil scan (scan for ANSI C63.19 2011 compliance)/OTT GSM850 EGPRS 2Slots ch190 OPUS6/y (transversal) 4.2mm 50 x 50 2/ABM Interpolated Signal(x,y,z) (121x121x1):

Interpolated grid: dx=1.000 mm, dy=1.000 mm

Signal Type: Audio File (.wav) 48k_voice_1kHz_1s.wav

Output Gain: 18.81

Measure Window Start: 500ms

Measure Window Length: 2000ms

BWC applied: 0.16 dB

Device Reference Point: 0, 0, -6.3 mm

Cursor:


ABM1/ABM2 = 24.51 dB

ABM1 = -10.73 dBA/m

ABM2 = -35.24 dBA/m

BWC Factor = 0.16 dB

Location: 3.3, -14.2, 3.7 mm



0 dB = 1.000 A/m = 0.00 dBA/m

OTT EDGE

Communication System: UID 10026 - DAC, EDGE-FDD (TDMA, 8PSK, TN 0-1); Frequency: 1880 MHz;Duty Cycle: 1:9.02194

T-Coil scan (scan for ANSI C63.19 2011 compliance)/OTT GSM1900 EGPRS 2Slots ch660 OPUS6/z (axial) wideband at peak ABM1/ABM Freq Resp(x,y,z,f) (1x1x1):

Measurement grid: dx=10mm, dy=10mm

Signal Type: Audio File (.wav) 48k_voice_300-3000_2s.wav

Output Gain: 36.9

Measure Window Start: 300ms

Measure Window Length: 10000ms

BWC applied: 10.80 dB

Device Reference Point: 0, 0, -6.3 mm

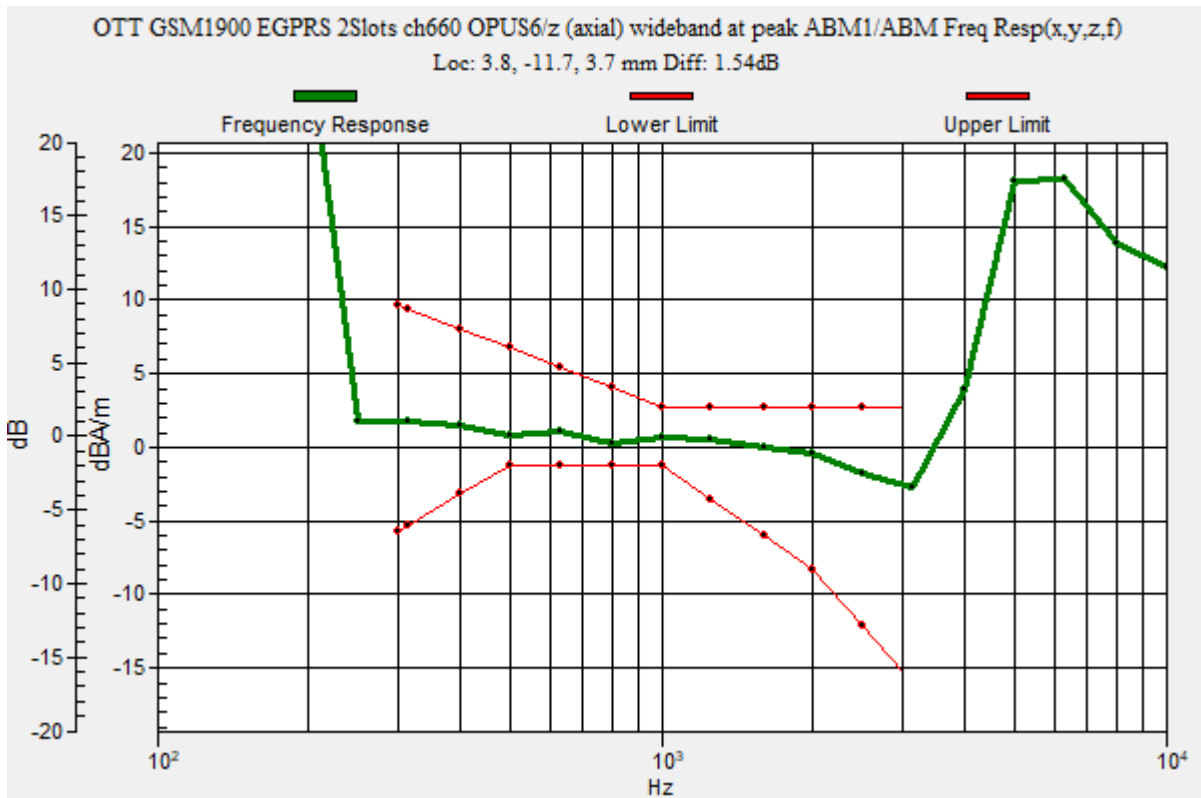
Category	Telephone parameters WD signal quality [(signal+noise)-to-noise ratio in decibels]
Category T1	0 dB to 10 dB
Category T2	10 dB to 20 dB
Category T3	20 dB to 30 dB
Category T4	> 30 dB

Cursor:

Diff = 1.54 dB

BWC Factor = 10.80 dB

Location: 3.8, -11.7, 3.7 mm



OTT EDGE

Communication System: UID 10026 - DAC, EDGE-FDD (TDMA, 8PSK, TN 0-1); Frequency: 1880 MHz; Duty Cycle: 1:9.02194

Phantom section: TCoil Section

DASY5 Configuration:

- Probe: AM1DV3 - 3137; ; Calibrated: 2022-07-19
- Sensor-Surface: 0mm (Fix Surface)
- Electronics: DAE4 Sn1668; Calibrated: 2022-04-27
- Phantom: HAC Test Arch with AMCC; Type: SD HAC P01 BB
- Measurement SW: DASY52, Version 52.10 (4);SEMCAD X Version 14.6.14 (7483)

T-Coil scan (scan for ANSI C63.19 2011 compliance)/OTT GSM1900 EGPRS 2Slots ch660 OPUS6/z (axial) 4.2mm 50 x 50/ABM Interpolated Signal(x,y,z) (121x121x1):

Interpolated grid: dx=1.000 mm, dy=1.000 mm

Signal Type: Audio File (.wav) 48k_voice_1kHz_1s.wav

Output Gain: 18.81

Measure Window Start: 500ms

Measure Window Length: 2000ms

BWC applied: 0.16 dB

Device Reference Point: 0, 0, -6.3 mm

Cursor:


ABM1/ABM2 = 26.69 dB

ABM1 = 3.92 dBA/m

ABM2 = -22.77 dBA/m

BWC Factor = 0.16 dB

Location: 3.8, -11.7, 3.7 mm



0 dB = 1.000 A/m = 0.00 dBA/m

OTT EDGE

Communication System: UID 10026 - DAC, EDGE-FDD (TDMA, 8PSK, TN 0-1); Frequency: 1880 MHz; Duty Cycle: 1:9.02194

Phantom section: TCoil Section

DASY5 Configuration:

- Probe: AM1DV3 - 3137; ; Calibrated: 2022-07-19
- Sensor-Surface: 0mm (Fix Surface)
- Electronics: DAE4 Sn1668; Calibrated: 2022-04-27
- Phantom: HAC Test Arch with AMCC; Type: SD HAC P01 BB
- Measurement SW: DASY52, Version 52.10 (4);SEMCAD X Version 14.6.14 (7483)

T-Coil scan (scan for ANSI C63.19 2011 compliance)/OTT GSM1900 EGPRS 2Slots ch660 OPUS6/y (transversal) 4.2mm 50 x 50 2/ABM Interpolated Signal(x,y,z)

(121x121x1): Interpolated grid: dx=1.000 mm, dy=1.000 mm

Signal Type: Audio File (.wav) 48k_voice_1kHz_1s.wav

Output Gain: 18.81

Measure Window Start: 500ms

Measure Window Length: 2000ms

BWC applied: 0.16 dB

Device Reference Point: 0, 0, -6.3 mm

Cursor:


ABM1/ABM2 = 27.37 dB

ABM1 = -4.51 dBA/m

ABM2 = -31.88 dBA/m

BWC Factor = 0.16 dB

Location: 4.2, -17.5, 3.7 mm



0 dB = 1.000 A/m = 0.00 dBA/m

OTT HSUPA

Communication System: UID 0, UMTS-FDD (WCDMA) (0); Frequency: 1880 MHz;Duty Cycle: 1:1

T-Coil scan (scan for ANSI C63.19 2011 compliance)/OTT WCDMA II HSUPA Subtest1 ch9400 OPUS6/z (axial) wideband at peak ABM1/ABM Freq Resp(x,y,z,f) (1x1x1):

Measurement grid: dx=10mm, dy=10mm

Signal Type: Audio File (.wav) 48k_voice_300-3000_2s.wav

Output Gain: 36.9

Measure Window Start: 300ms

Measure Window Length: 2000ms

BWC applied: 10.80 dB

Device Reference Point: 0, 0, -6.3 mm

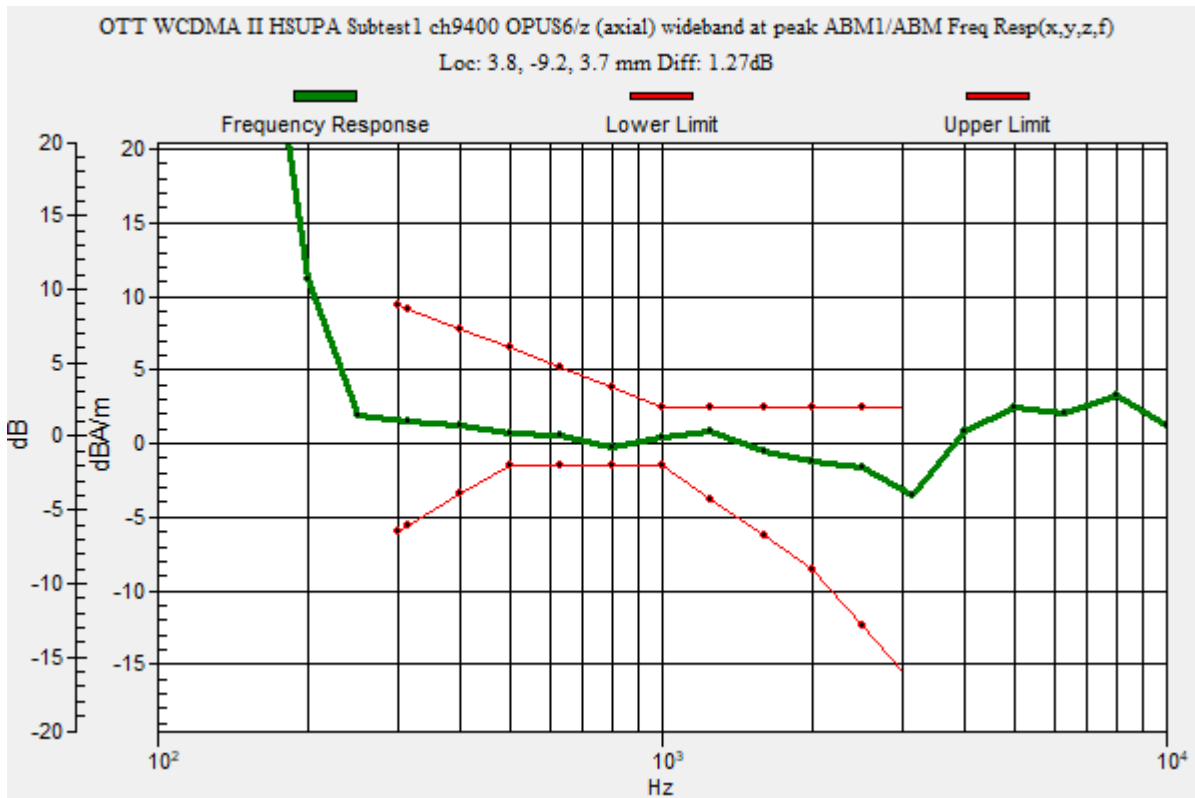
Category	Telephone parameters WD signal quality [(signal+noise)-to-noise ratio in decibels]
Category T1	0 dB to 10 dB
Category T2	10 dB to 20 dB
Category T3	20 dB to 30 dB
Category T4	> 30 dB

Cursor:

Diff = 1.27 dB

BWC Factor = 10.80 dB

Location: 3.8, -9.2, 3.7 mm



OTT HSUPA

Communication System: UID 0, UMTS-FDD (WCDMA) (0); Frequency: 1880 MHz; Duty Cycle: 1:1

Phantom section: TCoil Section

DASY5 Configuration:

- Probe: AM1DV3 - 3137; ; Calibrated: 2022-07-19
- Sensor-Surface: 0mm (Fix Surface)
- Electronics: DAE4 Sn1668; Calibrated: 2022-04-27
- Phantom: HAC Test Arch with AMCC; Type: SD HAC P01 BB
- Measurement SW: DASY52, Version 52.10 (4);SEMCAD X Version 14.6.14 (7483)

T-Coil scan (scan for ANSI C63.19 2011 compliance)/OTT WCDMA II HSUPA Subtest1 ch9400 OPUS6/z (axial) 4.2mm 50 x 50/ABM Interpolated Signal(x,y,z) (121x121x1):

Interpolated grid: dx=1.000 mm, dy=1.000 mm

Signal Type: Audio File (.wav) 48k_voice_1kHz_1s.wav

Output Gain: 18.81

Measure Window Start: 500ms

Measure Window Length: 1000ms

BWC applied: 0.16 dB

Device Reference Point: 0, 0, -6.3 mm

Cursor:


ABM1/ABM2 = 47.00 dB

ABM1 = 2.28 dBA/m

ABM2 = -44.72 dBA/m

BWC Factor = 0.16 dB

Location: 3.8, -9.2, 3.7 mm



0 dB = 1.000 A/m = 0.00 dBA/m

OTT HSUPA

Communication System: UID 0, UMTS-FDD (WCDMA) (0); Frequency: 1880 MHz; Duty Cycle: 1:1

Phantom section: TCoil Section

DASY5 Configuration:

- Probe: AM1DV3 - 3137; ; Calibrated: 2022-07-19
- Sensor-Surface: 0mm (Fix Surface)
- Electronics: DAE4 Sn1668; Calibrated: 2022-04-27
- Phantom: HAC Test Arch with AMCC; Type: SD HAC P01 BB
- Measurement SW: DASY52, Version 52.10 (4);SEMCAD X Version 14.6.14 (7483)

T-Coil scan (scan for ANSI C63.19 2011 compliance)/OTT WCDMA II HSUPA Subtest1 ch9400 OPUS6/y (transversal) 4.2mm 50 x 50 2/ABM Interpolated Signal(x,y,z)

(121x121x1): Interpolated grid: dx=1.000 mm, dy=1.000 mm

Signal Type: Audio File (.wav) 48k_voice_1kHz_1s.wav

Output Gain: 18.81

Measure Window Start: 500ms

Measure Window Length: 1000ms

BWC applied: 0.16 dB

Device Reference Point: 0, 0, -6.3 mm

Cursor:


ABM1/ABM2 = 41.88 dB

ABM1 = -5.37 dBA/m

ABM2 = -47.25 dBA/m

BWC Factor = 0.16 dB

Location: 4.2, -1.7, 3.7 mm



0 dB = 1.000 A/m = 0.00 dBA/m

OTT HSUPA

Communication System: UID 0, UMTS-FDD (WCDMA) (0); Frequency: 836.6 MHz;Duty Cycle: 1:1

T-Coil scan (scan for ANSI C63.19 2011 compliance)/OTT WCDMA V HSUPA Subtest1 ch4183 OPUS6/z (axial) wideband at peak ABM1/ABM Freq Resp(x,y,z,f) (1x1x1):

Measurement grid: dx=10mm, dy=10mm

Signal Type: Audio File (.wav) 48k_voice_300-3000_2s.wav

Output Gain: 36.9

Measure Window Start: 300ms

Measure Window Length: 2000ms

BWC applied: 10.80 dB

Device Reference Point: 0, 0, -6.3 mm

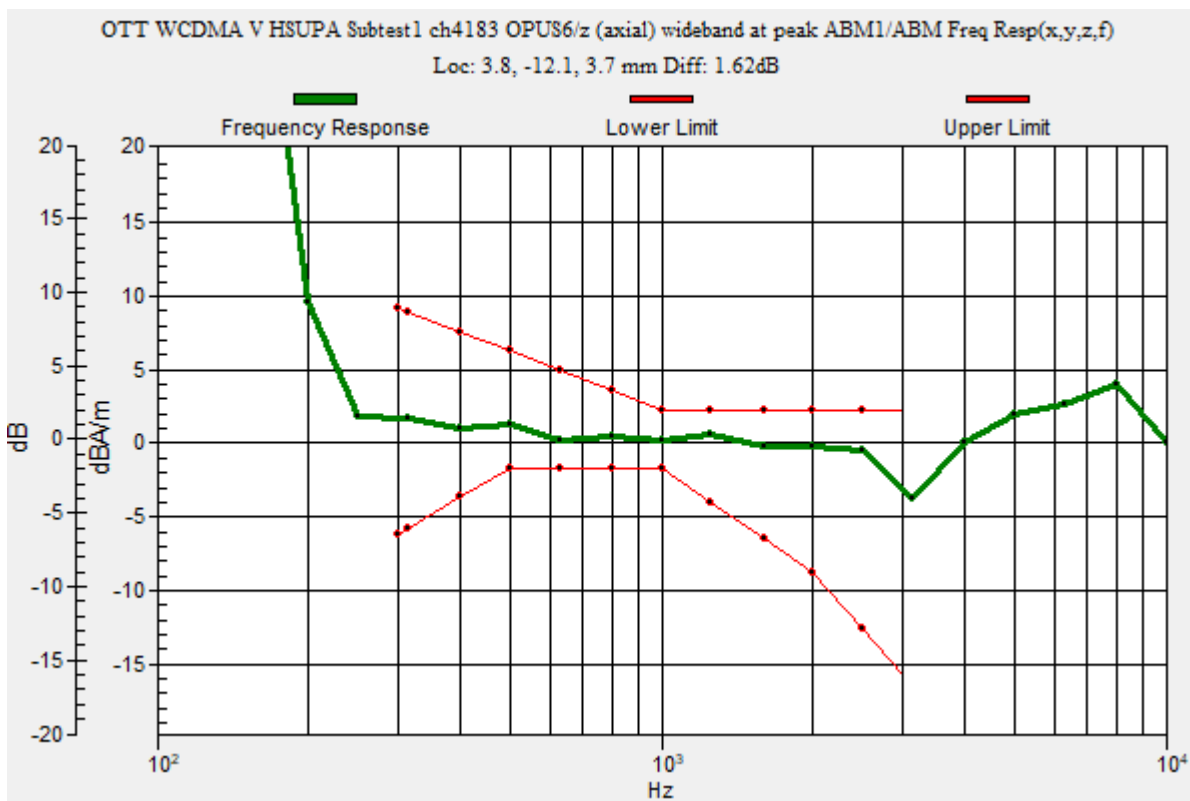
Category	Telephone parameters WD signal quality [(signal+noise)-to-noise ratio in decibels]
Category T1	0 dB to 10 dB
Category T2	10 dB to 20 dB
Category T3	20 dB to 30 dB
Category T4	> 30 dB

Cursor:

Diff = 1.62 dB

BWC Factor = 10.80 dB

Location: 3.8, -12.1, 3.7 mm



OTT HSUPA

Communication System: UID 0, UMTS-FDD (WCDMA) (0); Frequency: 836.6 MHz; Duty Cycle: 1:1

Phantom section: TCoil Section

DASY5 Configuration:

- Probe: AM1DV3 - 3137; ; Calibrated: 2022-07-19
- Sensor-Surface: 0mm (Fix Surface)
- Electronics: DAE4 Sn1668; Calibrated: 2022-04-27
- Phantom: HAC Test Arch with AMCC; Type: SD HAC P01 BB
- Measurement SW: DASY52, Version 52.10 (4);SEMCAD X Version 14.6.14 (7483)

T-Coil scan (scan for ANSI C63.19 2011 compliance)/OTT WCDMA V HSUPA Subtest1 ch4183 OPUS6/z (axial) 4.2mm 50 x 50/ABM Interpolated Signal(x,y,z) (121x121x1):

Interpolated grid: dx=1.000 mm, dy=1.000 mm

Signal Type: Audio File (.wav) 48k_voice_1kHz_1s.wav

Output Gain: 18.81

Measure Window Start: 500ms

Measure Window Length: 1000ms

BWC applied: 0.16 dB

Device Reference Point: 0, 0, -6.3 mm

Cursor:


ABM1/ABM2 = 48.70 dB

ABM1 = 2.99 dBA/m

ABM2 = -45.71 dBA/m

BWC Factor = 0.16 dB

Location: 3.8, -12.1, 3.7 mm



0 dB = 1.000 A/m = 0.00 dBA/m

OTT HSUPA

Communication System: UID 0, UMTS-FDD (WCDMA) (0); Frequency: 836.6 MHz; Duty Cycle: 1:1

Phantom section: TCoil Section

DASY5 Configuration:

- Probe: AM1DV3 - 3137; ; Calibrated: 2022-07-19
- Sensor-Surface: 0mm (Fix Surface)
- Electronics: DAE4 Sn1668; Calibrated: 2022-04-27
- Phantom: HAC Test Arch with AMCC; Type: SD HAC P01 BB
- Measurement SW: DASY52, Version 52.10 (4);SEMCAD X Version 14.6.14 (7483)

T-Coil scan (scan for ANSI C63.19 2011 compliance)/OTT WCDMA V HSUPA Subtest1 ch4183 OPUS6/y (transversal) 4.2mm 50 x 50 2/ABM Interpolated Signal(x,y,z)

(121x121x1): Interpolated grid: dx=1.000 mm, dy=1.000 mm

Signal Type: Audio File (.wav) 48k_voice_1kHz_1s.wav

Output Gain: 18.81

Measure Window Start: 500ms

Measure Window Length: 1000ms

BWC applied: 0.16 dB

Device Reference Point: 0, 0, -6.3 mm

Cursor:


ABM1/ABM2 = 40.52 dB

ABM1 = -5.34 dBA/m

ABM2 = -45.86 dBA/m

BWC Factor = 0.16 dB

Location: 5, -17.1, 3.7 mm



0 dB = 1.000 A/m = 0.00 dBA/m

OTT LTE

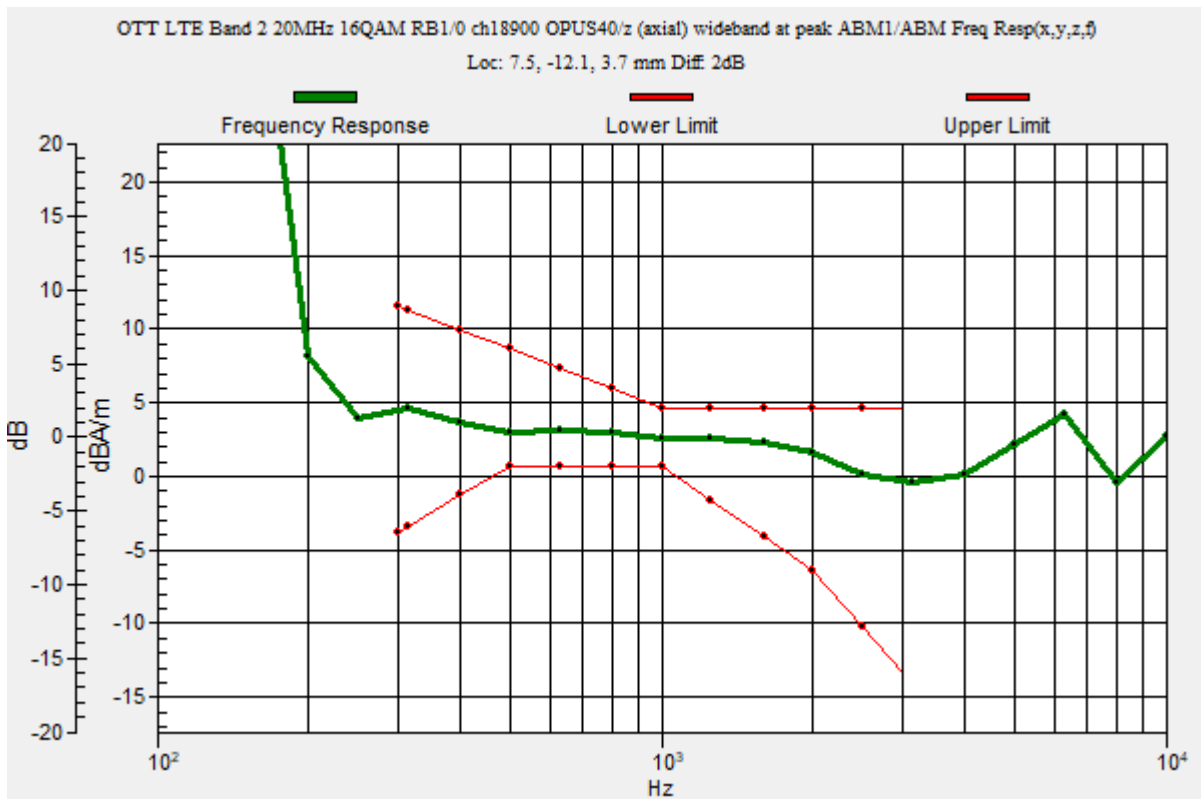
Communication System: UID 0, LTE (FDD) (0); Frequency: 1880 MHz;Duty Cycle: 1:1

T-Coil scan (scan for ANSI C63.19 2011 compliance)/OTT LTE Band 2 20MHz 16QAM RB1/0 ch18900 OPUS40/z (axial) wideband at peak ABM1/ABM Freq Resp(x,y,z,f)

(1x1x1): Measurement grid: dx=10mm, dy=10mm
 Signal Type: Audio File (.wav) 48k_voice_300-3000_2s.wav
 Output Gain: 36.9
 Measure Window Start: 300ms
 Measure Window Length: 2000ms
 BWC applied: 10.80 dB
 Device Reference Point: 0, 0, -6.3 mm

Category	Telephone parameters WD signal quality [(signal+noise)-to-noise ratio in decibels]
Category T1	0 dB to 10 dB
Category T2	10 dB to 20 dB
Category T3	20 dB to 30 dB
Category T4	> 30 dB

Cursor:
 Diff = 2.00 dB
 BWC Factor = 10.80 dB
 Location: 7.5, -12.1, 3.7 mm



OTT LTE

Communication System: UID 0, LTE (FDD) (0); Frequency: 1880 MHz; Duty Cycle: 1:1

Phantom section: TCoil Section

DASY5 Configuration:

- Probe: AM1DV3 - 3137; ; Calibrated: 2022-07-19
- Sensor-Surface: 0mm (Fix Surface)
- Electronics: DAE4 Sn1668; Calibrated: 2022-04-27
- Phantom: HAC Test Arch with AMCC; Type: SD HAC P01 BB
- Measurement SW: DASY52, Version 52.10 (4);SEMCAD X Version 14.6.14 (7483)

T-Coil scan (scan for ANSI C63.19 2011 compliance)/OTT LTE Band 2 20MHz 16QAM RB1/0 ch18900 OPUS40/z (axial) 4.2mm 50 x 50/ABM Interpolated Signal(x,y,z)

(121x121x1): Interpolated grid: dx=1.000 mm, dy=1.000 mm

Signal Type: Audio File (.wav) 48k_voice_1kHz_1s.wav

Output Gain: 18.81

Measure Window Start: 300ms

Measure Window Length: 1000ms

BWC applied: 0.16 dB

Device Reference Point: 0, 0, -6.3 mm

Cursor:


ABM1/ABM2 = 52.14 dB

ABM1 = 5.23 dBA/m

ABM2 = -46.91 dBA/m

BWC Factor = 0.16 dB

Location: 7.5, -12.1, 3.7 mm



0 dB = 1.000 A/m = 0.00 dBA/m

OTT LTE

Communication System: UID 0, LTE (FDD) (0); Frequency: 1880 MHz; Duty Cycle: 1:1

Phantom section: TCoil Section

DASY5 Configuration:

- Probe: AM1DV3 - 3137; ; Calibrated: 2022-07-19
- Sensor-Surface: 0mm (Fix Surface)
- Electronics: DAE4 Sn1668; Calibrated: 2022-04-27
- Phantom: HAC Test Arch with AMCC; Type: SD HAC P01 BB
- Measurement SW: DASY52, Version 52.10 (4);SEMCAD X Version 14.6.14 (7483)

T-Coil scan (scan for ANSI C63.19 2011 compliance)/OTT LTE Band 2 20MHz 16QAM RB1/0 ch18900 OPUS40/y (transversal) 4.2mm 50 x 50/ABM Interpolated Signal(x,y,z)

(121x121x1): Interpolated grid: dx=1.000 mm, dy=1.000 mm

Signal Type: Audio File (.wav) 48k_voice_1kHz_1s.wav

Output Gain: 18.81

Measure Window Start: 300ms

Measure Window Length: 1000ms

BWC applied: 0.16 dB

Device Reference Point: 0, 0, -6.3 mm

Cursor:


ABM1/ABM2 = 43.24 dB

ABM1 = -3.61 dBA/m

ABM2 = -46.85 dBA/m

BWC Factor = 0.16 dB

Location: 5.4, -19.2, 3.7 mm



0 dB = 1.000 A/m = 0.00 dBA/m

OTT LTE

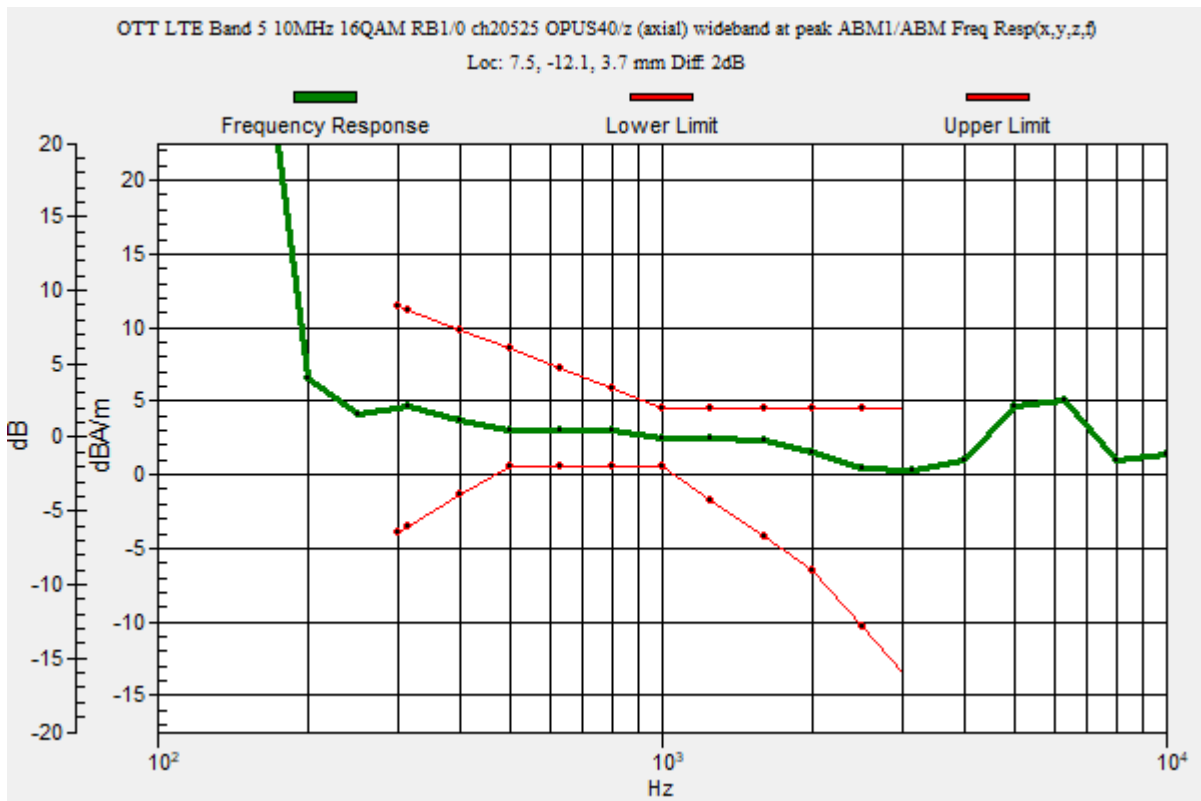
Communication System: UID 0, LTE (FDD) (0); Frequency: 836.5 MHz;Duty Cycle: 1:1

T-Coil scan (scan for ANSI C63.19 2011 compliance)/OTT LTE Band 5 10MHz 16QAM RB1/0 ch20525 OPUS40/z (axial) wideband at peak ABM1/ABM Freq Resp(x,y,z,f)

(1x1x1): Measurement grid: dx=10mm, dy=10mm
 Signal Type: Audio File (.wav) 48k_voice_300-3000_2s.wav
 Output Gain: 36.9
 Measure Window Start: 300ms
 Measure Window Length: 2000ms
 BWC applied: 10.80 dB
 Device Reference Point: 0, 0, -6.3 mm

Category	Telephone parameters WD signal quality [(signal+noise)-to-noise ratio in decibels]
Category T1	0 dB to 10 dB
Category T2	10 dB to 20 dB
Category T3	20 dB to 30 dB
Category T4	> 30 dB

Cursor:
 Diff = 2.00 dB
 BWC Factor = 10.80 dB
 Location: 7.5, -12.1, 3.7 mm



OTT LTE

Communication System: UID 0, LTE (FDD) (0); Frequency: 836.5 MHz; Duty Cycle: 1:1

Phantom section: TCoil Section

DASY5 Configuration:

- Probe: AM1DV3 - 3137; ; Calibrated: 2022-07-19
- Sensor-Surface: 0mm (Fix Surface)
- Electronics: DAE4 Sn1668; Calibrated: 2022-04-27
- Phantom: HAC Test Arch with AMCC; Type: SD HAC P01 BB
- Measurement SW: DASY52, Version 52.10 (4);SEMCAD X Version 14.6.14 (7483)

T-Coil scan (scan for ANSI C63.19 2011 compliance)/OTT LTE Band 5 10MHz 16QAM RB1/0 ch20525 OPUS40/z (axial) 4.2mm 50 x 50/ABM Interpolated Signal(x,y,z)

(121x121x1): Interpolated grid: dx=1.000 mm, dy=1.000 mm

Signal Type: Audio File (.wav) 48k_voice_1kHz_1s.wav

Output Gain: 18.81

Measure Window Start: 300ms

Measure Window Length: 1000ms

BWC applied: 0.16 dB

Device Reference Point: 0, 0, -6.3 mm

Cursor:


ABM1/ABM2 = 53.22 dB

ABM1 = 5.12 dBA/m

ABM2 = -48.10 dBA/m

BWC Factor = 0.16 dB

Location: 7.5, -12.1, 3.7 mm



0 dB = 1.000 A/m = 0.00 dBA/m

OTT LTE

Communication System: UID 0, LTE (FDD) (0); Frequency: 836.5 MHz; Duty Cycle: 1:1

Phantom section: TCoil Section

DASY5 Configuration:

- Probe: AM1DV3 - 3137; ; Calibrated: 2022-07-19
- Sensor-Surface: 0mm (Fix Surface)
- Electronics: DAE4 Sn1668; Calibrated: 2022-04-27
- Phantom: HAC Test Arch with AMCC; Type: SD HAC P01 BB
- Measurement SW: DASY52, Version 52.10 (4);SEMCAD X Version 14.6.14 (7483)

T-Coil scan (scan for ANSI C63.19 2011 compliance)/OTT LTE Band 5 10MHz 16QAM RB1/0 ch20525 OPUS40/y (transversal) 4.2mm 50 x 50/ABM Interpolated Signal(x,y,z)

(121x121x1): Interpolated grid: dx=1.000 mm, dy=1.000 mm

Signal Type: Audio File (.wav) 48k_voice_1kHz_1s.wav

Output Gain: 18.81

Measure Window Start: 300ms

Measure Window Length: 1000ms

BWC applied: 0.16 dB

Device Reference Point: 0, 0, -6.3 mm

Cursor:


ABM1/ABM2 = 40.29 dB

ABM1 = -3.48 dBA/m

ABM2 = -43.77 dBA/m

BWC Factor = 0.16 dB

Location: 7.5, -20.4, 3.7 mm



0 dB = 1.000 A/m = 0.00 dBA/m

OTT LTE

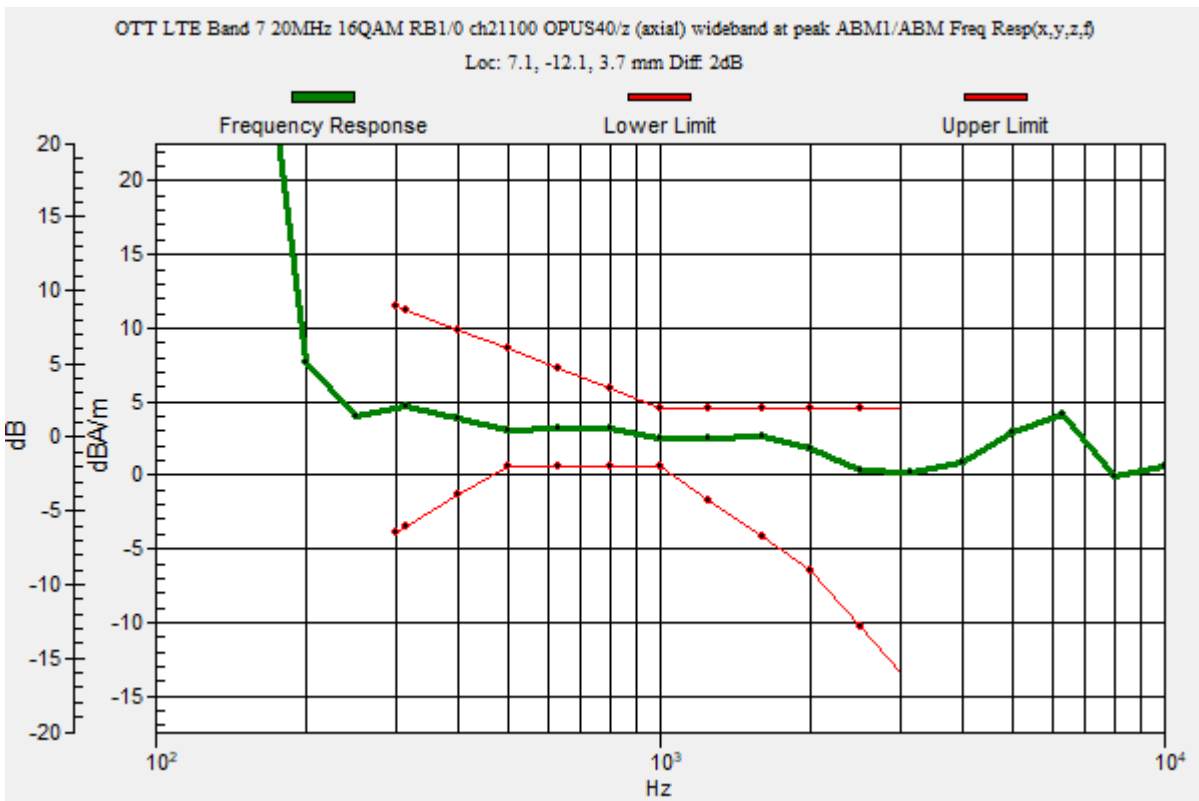
Communication System: UID 0, LTE (FDD) (0); Frequency: 2535 MHz;Duty Cycle: 1:1

T-Coil scan (scan for ANSI C63.19 2011 compliance)/OTT LTE Band 7 20MHz 16QAM RB1/0 ch21100 OPUS40/z (axial) wideband at peak ABM1/ABM Freq Resp(x,y,z,f)

(1x1x1): Measurement grid: dx=10mm, dy=10mm
 Signal Type: Audio File (.wav) 48k_voice_300-3000_2s.wav
 Output Gain: 36.9
 Measure Window Start: 300ms
 Measure Window Length: 2000ms
 BWC applied: 10.80 dB
 Device Reference Point: 0, 0, -6.3 mm

Category	Telephone parameters WD signal quality [(signal+noise)-to-noise ratio in decibels]
Category T1	0 dB to 10 dB
Category T2	10 dB to 20 dB
Category T3	20 dB to 30 dB
Category T4	> 30 dB

Cursor:
 Diff = 2.00 dB
 BWC Factor = 10.80 dB
 Location: 7.1, -12.1, 3.7 mm



OTT LTE

Communication System: UID 0, LTE (FDD) (0); Frequency: 2535 MHz; Duty Cycle: 1:1

Phantom section: TCoil Section

DASY5 Configuration:

- Probe: AM1DV3 - 3137; ; Calibrated: 2022-07-19
- Sensor-Surface: 0mm (Fix Surface)
- Electronics: DAE4 Sn1668; Calibrated: 2022-04-27
- Phantom: HAC Test Arch with AMCC; Type: SD HAC P01 BB
- Measurement SW: DASY52, Version 52.10 (4);SEMCAD X Version 14.6.14 (7483)

T-Coil scan (scan for ANSI C63.19 2011 compliance)/OTT LTE Band 7 20MHz 16QAM RB1/0 ch21100 OPUS40/z (axial) 4.2mm 50 x 50/ABM Interpolated Signal(x,y,z)

(121x121x1): Interpolated grid: dx=1.000 mm, dy=1.000 mm

Signal Type: Audio File (.wav) 48k_voice_1kHz_1s.wav

Output Gain: 18.81

Measure Window Start: 300ms

Measure Window Length: 1000ms

BWC applied: 0.16 dB

Device Reference Point: 0, 0, -6.3 mm

Cursor:


ABM1/ABM2 = 54.38 dB

ABM1 = 5.13 dBA/m

ABM2 = -49.25 dBA/m

BWC Factor = 0.16 dB

Location: 7.1, -12.1, 3.7 mm



0 dB = 1.000 A/m = 0.00 dBA/m

OTT LTE

Communication System: UID 0, LTE (FDD) (0); Frequency: 2535 MHz; Duty Cycle: 1:1

Phantom section: TCoil Section

DASY5 Configuration:

- Probe: AM1DV3 - 3137; ; Calibrated: 2022-07-19
- Sensor-Surface: 0mm (Fix Surface)
- Electronics: DAE4 Sn1668; Calibrated: 2022-04-27
- Phantom: HAC Test Arch with AMCC; Type: SD HAC P01 BB
- Measurement SW: DASY52, Version 52.10 (4);SEMCAD X Version 14.6.14 (7483)

T-Coil scan (scan for ANSI C63.19 2011 compliance)/OTT LTE Band 7 20MHz 16QAM RB1/0 ch21100 OPUS40/y (transversal) 4.2mm 50 x 50/ABM Interpolated Signal(x,y,z)

(121x121x1): Interpolated grid: dx=1.000 mm, dy=1.000 mm

Signal Type: Audio File (.wav) 48k_voice_1kHz_1s.wav

Output Gain: 18.81

Measure Window Start: 300ms

Measure Window Length: 1000ms

BWC applied: 0.16 dB

Device Reference Point: 0, 0, -6.3 mm

Cursor:


ABM1/ABM2 = 42.47 dB

ABM1 = -3.54 dBA/m

ABM2 = -46.01 dBA/m

BWC Factor = 0.16 dB

Location: 5.8, -20, 3.7 mm



0 dB = 1.000 A/m = 0.00 dBA/m

OTT LTE

Communication System: UID 0, LTE (FDD) (0); Frequency: 707.5 MHz;Duty Cycle: 1:1

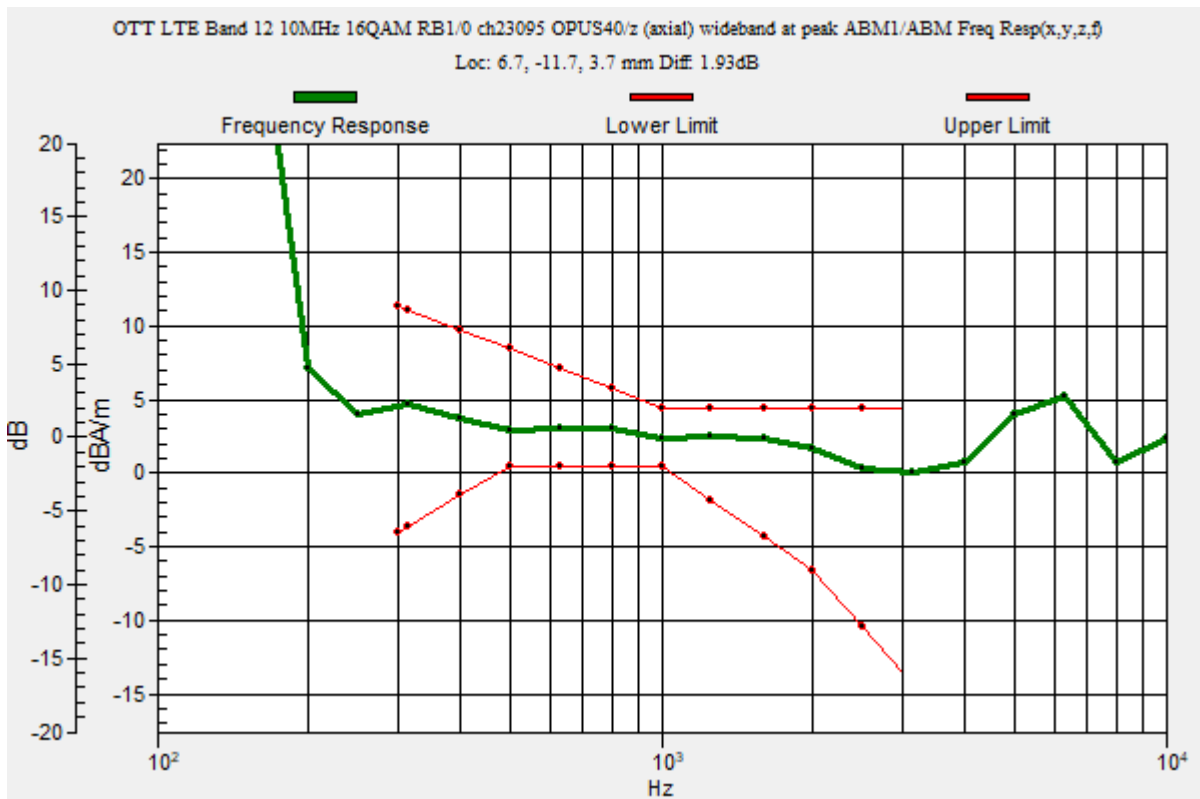
T-Coil scan (scan for ANSI C63.19 2011 compliance)/OTT LTE Band 12 10MHz 16QAM RB1/0 ch23095 OPUS40/z (axial) wideband at peak ABM1/ABM Freq Resp(x,y,z,f)

(1x1x1): Measurement grid: dx=10mm, dy=10mm
 Signal Type: Audio File (.wav) 48k_voice_300-3000_2s.wav
 Output Gain: 36.9
 Measure Window Start: 300ms
 Measure Window Length: 2000ms
 BWC applied: 10.80 dB
 Device Reference Point: 0, 0, -6.3 mm

Category	Telephone parameters WD signal quality [(signal+noise)-to-noise ratio in decibels]
Category T1	0 dB to 10 dB
Category T2	10 dB to 20 dB
Category T3	20 dB to 30 dB
Category T4	> 30 dB

Cursor:

Diff = 1.93 dB
 BWC Factor = 10.80 dB
 Location: 6.7, -11.7, 3.7 mm



OTT LTE

Communication System: UID 0, LTE (FDD) (0); Frequency: 707.5 MHz; Duty Cycle: 1:1

Phantom section: TCoil Section

DASY5 Configuration:

- Probe: AM1DV3 - 3137; ; Calibrated: 2022-07-19
- Sensor-Surface: 0mm (Fix Surface)
- Electronics: DAE4 Sn1668; Calibrated: 2022-04-27
- Phantom: HAC Test Arch with AMCC; Type: SD HAC P01 BB
- Measurement SW: DASY52, Version 52.10 (4);SEMCAD X Version 14.6.14 (7483)

T-Coil scan (scan for ANSI C63.19 2011 compliance)/OTT LTE Band 12 10MHz 16QAM RB1/0 ch23095 OPUS40/z (axial) 4.2mm 50 x 50/ABM Interpolated Signal(x,y,z)

(121x121x1): Interpolated grid: dx=1.000 mm, dy=1.000 mm

Signal Type: Audio File (.wav) 48k_voice_1kHz_1s.wav

Output Gain: 18.81

Measure Window Start: 300ms

Measure Window Length: 1000ms

BWC applied: 0.16 dB

Device Reference Point: 0, 0, -6.3 mm

Cursor:


ABM1/ABM2 = 53.05 dB

ABM1 = 4.61 dBA/m

ABM2 = -48.44 dBA/m

BWC Factor = 0.16 dB

Location: 6.7, -11.7, 3.7 mm



0 dB = 1.000 A/m = 0.00 dBA/m

OTT LTE

Communication System: UID 0, LTE (FDD) (0); Frequency: 707.5 MHz; Duty Cycle: 1:1

Phantom section: TCoil Section

DASY5 Configuration:

- Probe: AM1DV3 - 3137; ; Calibrated: 2022-07-19
- Sensor-Surface: 0mm (Fix Surface)
- Electronics: DAE4 Sn1668; Calibrated: 2022-04-27
- Phantom: HAC Test Arch with AMCC; Type: SD HAC P01 BB
- Measurement SW: DASY52, Version 52.10 (4);SEMCAD X Version 14.6.14 (7483)

T-Coil scan (scan for ANSI C63.19 2011 compliance)/OTT LTE Band 12 10MHz 16QAM RB1/0 ch23095 OPUS40/y (transversal) 4.2mm 50 x 50/ABM Interpolated Signal(x,y,z)

(121x121x1): Interpolated grid: dx=1.000 mm, dy=1.000 mm

Signal Type: Audio File (.wav) 48k_voice_1kHz_1s.wav

Output Gain: 18.81

Measure Window Start: 300ms

Measure Window Length: 1000ms

BWC applied: 0.16 dB

Device Reference Point: 0, 0, -6.3 mm

Cursor:


ABM1/ABM2 = 39.99 dB

ABM1 = -4.03 dBA/m

ABM2 = -44.02 dBA/m

BWC Factor = 0.16 dB

Location: 7.1, -20, 3.7 mm



0 dB = 1.000 A/m = 0.00 dBA/m

OTT LTE

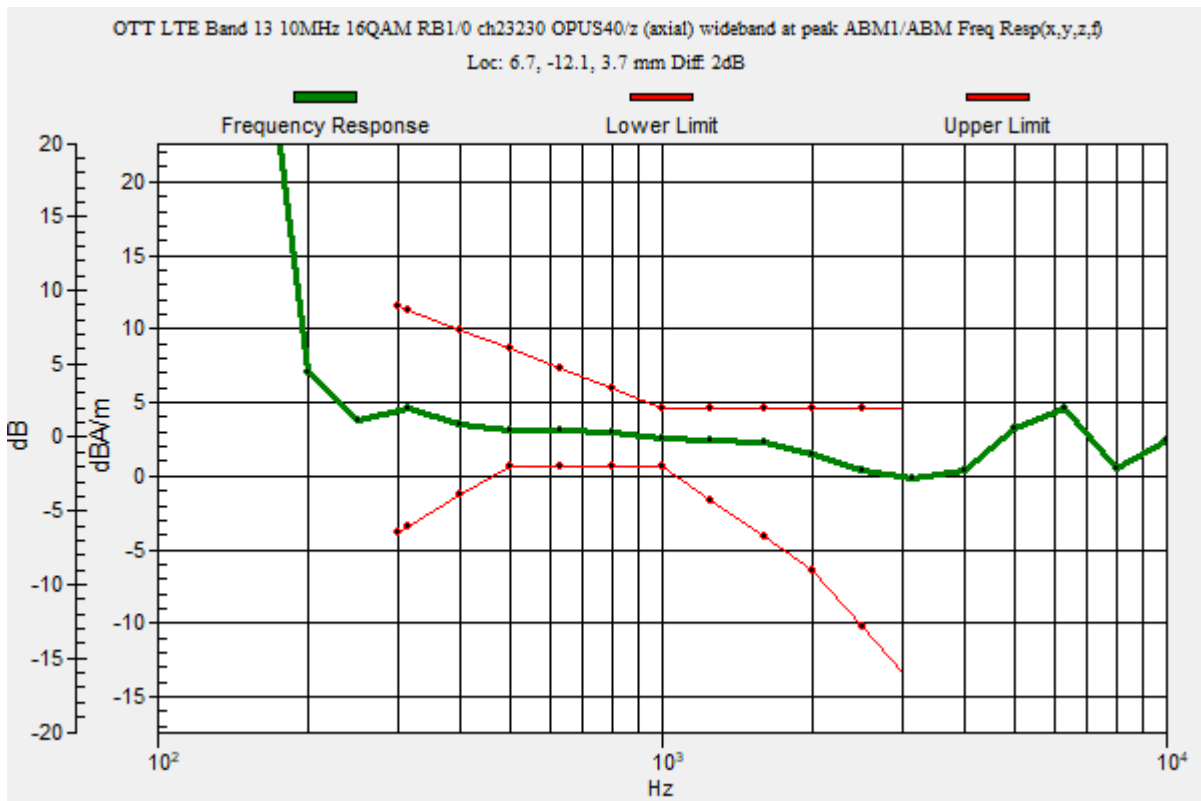
Communication System: UID 0, LTE (FDD) (0); Frequency: 782 MHz;Duty Cycle: 1:1

T-Coil scan (scan for ANSI C63.19 2011 compliance)/OTT LTE Band 13 10MHz 16QAM RB1/0 ch23230 OPUS40/z (axial) wideband at peak ABM1/ABM Freq Resp(x,y,z,f)

(1x1x1): Measurement grid: dx=10mm, dy=10mm
 Signal Type: Audio File (.wav) 48k_voice_300-3000_2s.wav
 Output Gain: 36.9
 Measure Window Start: 300ms
 Measure Window Length: 2000ms
 BWC applied: 10.80 dB
 Device Reference Point: 0, 0, -6.3 mm

Category	Telephone parameters WD signal quality [(signal+noise)-to-noise ratio in decibels]
Category T1	0 dB to 10 dB
Category T2	10 dB to 20 dB
Category T3	20 dB to 30 dB
Category T4	> 30 dB

Cursor:
 Diff = 2.00 dB
 BWC Factor = 10.80 dB
 Location: 6.7, -12.1, 3.7 mm



OTT LTE

Communication System: UID 0, LTE (FDD) (0); Frequency: 782 MHz; Duty Cycle: 1:1

Phantom section: TCoil Section

DASY5 Configuration:

- Probe: AM1DV3 - 3137; ; Calibrated: 2022-07-19
- Sensor-Surface: 0mm (Fix Surface)
- Electronics: DAE4 Sn1668; Calibrated: 2022-04-27
- Phantom: HAC Test Arch with AMCC; Type: SD HAC P01 BB
- Measurement SW: DASY52, Version 52.10 (4);SEMCAD X Version 14.6.14 (7483)

T-Coil scan (scan for ANSI C63.19 2011 compliance)/OTT LTE Band 13 10MHz 16QAM RB1/0 ch23230 OPUS40/z (axial) 4.2mm 50 x 50/ABM Interpolated Signal(x,y,z)

(121x121x1): Interpolated grid: dx=1.000 mm, dy=1.000 mm

Signal Type: Audio File (.wav) 48k_voice_1kHz_1s.wav

Output Gain: 18.81

Measure Window Start: 300ms

Measure Window Length: 1000ms

BWC applied: 0.16 dB

Device Reference Point: 0, 0, -6.3 mm

Cursor:


ABM1/ABM2 = 54.53 dB

ABM1 = 4.69 dBA/m

ABM2 = -49.84 dBA/m

BWC Factor = 0.16 dB

Location: 6.7, -12.1, 3.7 mm



0 dB = 1.000 A/m = 0.00 dBA/m

OTT LTE

Communication System: UID 0, LTE (FDD) (0); Frequency: 782 MHz; Duty Cycle: 1:1

Phantom section: TCoil Section

DASY5 Configuration:

- Probe: AM1DV3 - 3137; ; Calibrated: 2022-07-19
- Sensor-Surface: 0mm (Fix Surface)
- Electronics: DAE4 Sn1668; Calibrated: 2022-04-27
- Phantom: HAC Test Arch with AMCC; Type: SD HAC P01 BB
- Measurement SW: DASY52, Version 52.10 (4);SEMCAD X Version 14.6.14 (7483)

T-Coil scan (scan for ANSI C63.19 2011 compliance)/OTT LTE Band 13 10MHz 16QAM RB1/0 ch23230 OPUS40/y (transversal) 4.2mm 50 x 50/ABM Interpolated Signal(x,y,z)

(121x121x1): Interpolated grid: dx=1.000 mm, dy=1.000 mm

Signal Type: Audio File (.wav) 48k_voice_1kHz_1s.wav

Output Gain: 18.81

Measure Window Start: 300ms

Measure Window Length: 1000ms

BWC applied: 0.16 dB

Device Reference Point: 0, 0, -6.3 mm

Cursor:


ABM1/ABM2 = 39.79 dB

ABM1 = -4.11 dBA/m

ABM2 = -43.90 dBA/m

BWC Factor = 0.16 dB

Location: 7.1, -20.4, 3.7 mm



0 dB = 1.000 A/m = 0.00 dBA/m

OTT LTE

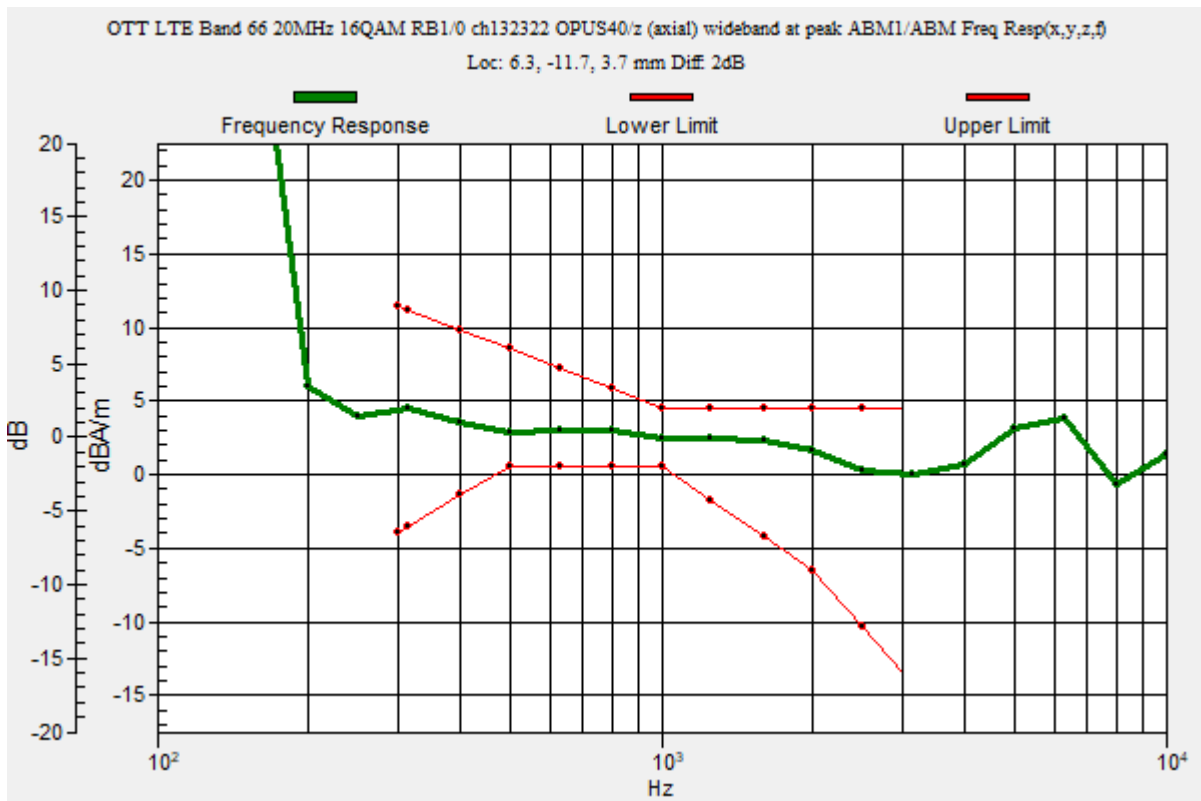
Communication System: UID 0, LTE (FDD) (0); Frequency: 1745 MHz;Duty Cycle: 1:1

T-Coil scan (scan for ANSI C63.19 2011 compliance)/OTT LTE Band 66 20MHz 16QAM RB1/0 ch132322 OPUS40/z (axial) wideband at peak ABM1/ABM Freq Resp(x,y,z,f)

(1x1x1): Measurement grid: dx=10mm, dy=10mm
 Signal Type: Audio File (.wav) 48k_voice_300-3000_2s.wav
 Output Gain: 36.9
 Measure Window Start: 300ms
 Measure Window Length: 2000ms
 BWC applied: 10.80 dB
 Device Reference Point: 0, 0, -6.3 mm

Category	Telephone parameters WD signal quality [(signal+noise)-to-noise ratio in decibels]
Category T1	0 dB to 10 dB
Category T2	10 dB to 20 dB
Category T3	20 dB to 30 dB
Category T4	> 30 dB

Cursor:
 Diff = 2.00 dB
 BWC Factor = 10.80 dB
 Location: 6.3, -11.7, 3.7 mm



OTT LTE

Communication System: UID 0, LTE (FDD) (0); Frequency: 1745 MHz; Duty Cycle: 1:1

Phantom section: TCoil Section

DASY5 Configuration:

- Probe: AM1DV3 - 3137; ; Calibrated: 2022-07-19
- Sensor-Surface: 0mm (Fix Surface)
- Electronics: DAE4 Sn1668; Calibrated: 2022-04-27
- Phantom: HAC Test Arch with AMCC; Type: SD HAC P01 BB
- Measurement SW: DASY52, Version 52.10 (4);SEMCAD X Version 14.6.14 (7483)

T-Coil scan (scan for ANSI C63.19 2011 compliance)/OTT LTE Band 66 20MHz 16QAM RB1/0 ch132322 OPUS40/z (axial) 4.2mm 50 x 50/ABM Interpolated Signal(x,y,z)

(121x121x1): Interpolated grid: dx=1.000 mm, dy=1.000 mm

Signal Type: Audio File (.wav) 48k_voice_1kHz_1s.wav

Output Gain: 18.81

Measure Window Start: 300ms

Measure Window Length: 1000ms

BWC applied: 0.16 dB

Device Reference Point: 0, 0, -6.3 mm

Cursor:


ABM1/ABM2 = 53.53 dB

ABM1 = 4.62 dBA/m

ABM2 = -48.91 dBA/m

BWC Factor = 0.16 dB

Location: 6.3, -11.7, 3.7 mm



0 dB = 1.000 A/m = 0.00 dBA/m

OTT LTE

Communication System: UID 0, LTE (FDD) (0); Frequency: 1745 MHz; Duty Cycle: 1:1

Phantom section: TCoil Section

DASY5 Configuration:

- Probe: AM1DV3 - 3137; ; Calibrated: 2022-07-19
- Sensor-Surface: 0mm (Fix Surface)
- Electronics: DAE4 Sn1668; Calibrated: 2022-04-27
- Phantom: HAC Test Arch with AMCC; Type: SD HAC P01 BB
- Measurement SW: DASY52, Version 52.10 (4);SEMCAD X Version 14.6.14 (7483)

T-Coil scan (scan for ANSI C63.19 2011 compliance)/OTT LTE Band 66 20MHz 16QAM RB1/0 ch132322 OPUS40/y (transversal) 4.2mm 50 x 50/ABM Interpolated Signal(x,y,z)

(121x121x1): Interpolated grid: dx=1.000 mm, dy=1.000 mm

Signal Type: Audio File (.wav) 48k_voice_1kHz_1s.wav

Output Gain: 18.81

Measure Window Start: 300ms

Measure Window Length: 1000ms

BWC applied: 0.16 dB

Device Reference Point: 0, 0, -6.3 mm

Cursor:


ABM1/ABM2 = 40.14 dB

ABM1 = -4.37 dBA/m

ABM2 = -44.51 dBA/m

BWC Factor = 0.16 dB

Location: 7.1, -20.4, 3.7 mm



0 dB = 1.000 A/m = 0.00 dBA/m

OTT LTE

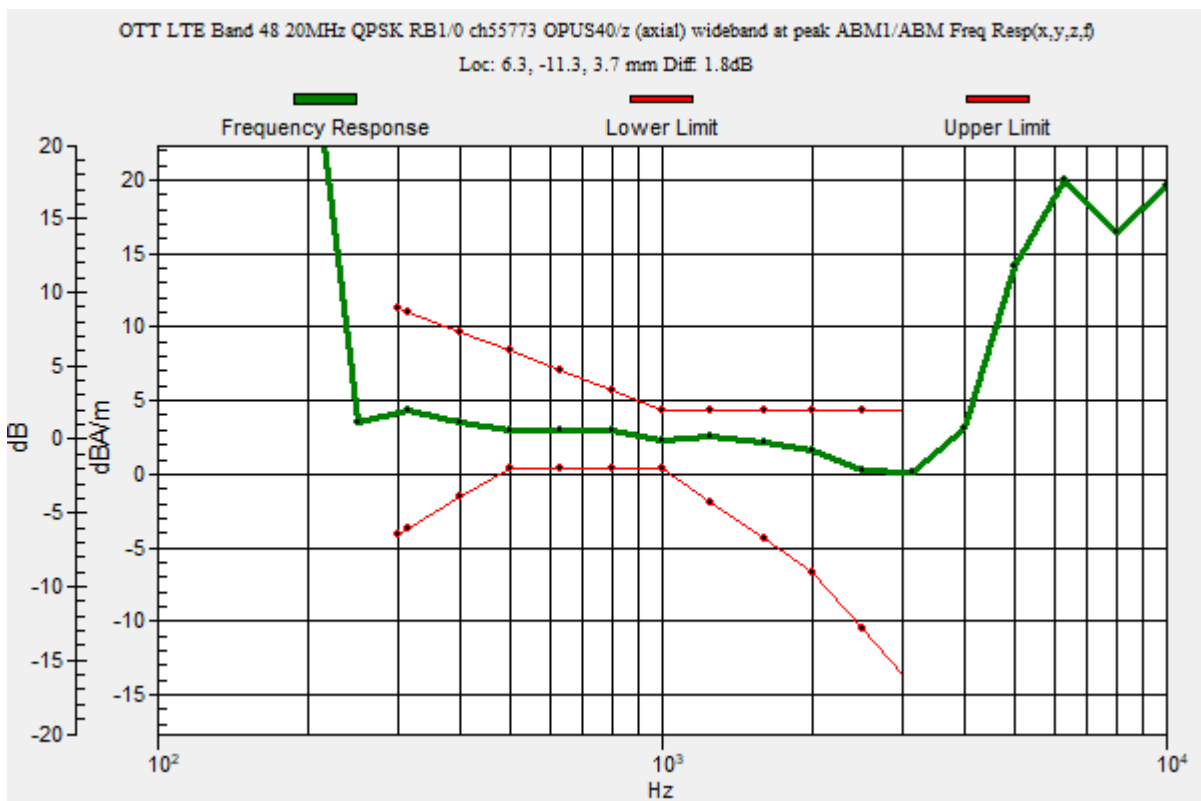
Communication System: UID 0, LTE (TDD) (0); Frequency: 3603.3 MHz;Duty Cycle: 1:2.30675

T-Coil scan (scan for ANSI C63.19 2011 compliance)/OTT LTE Band 48 20MHz QPSK RB1/0 ch55773 OPUS40/z (axial) wideband at peak ABM1/ABM Freq Resp(x,y,z,f)

(1x1x1): Measurement grid: dx=10mm, dy=10mm
 Signal Type: Audio File (.wav) 48k_voice_300-3000_2s.wav
 Output Gain: 36.9
 Measure Window Start: 300ms
 Measure Window Length: 2000ms
 BWC applied: 10.80 dB
 Device Reference Point: 0, 0, -6.3 mm

Category	Telephone parameters WD signal quality [(signal+noise)-to-noise ratio in decibels]
Category T1	0 dB to 10 dB
Category T2	10 dB to 20 dB
Category T3	20 dB to 30 dB
Category T4	> 30 dB

Cursor:
 Diff = 1.80 dB
 BWC Factor = 10.80 dB
 Location: 6.3, -11.3, 3.7 mm



OTT LTE

Communication System: UID 0, LTE (TDD) (0); Frequency: 3603.3 MHz; Duty Cycle: 1:2.30675

Phantom section: TCoil Section

DASY5 Configuration:

- Probe: AM1DV3 - 3137; ; Calibrated: 2022-07-19
- Sensor-Surface: 0mm (Fix Surface)
- Electronics: DAE4 Sn1668; Calibrated: 2022-04-27
- Phantom: HAC Test Arch with AMCC; Type: SD HAC P01 BB
- Measurement SW: DASY52, Version 52.10 (4);SEMCAD X Version 14.6.14 (7483)

T-Coil scan (scan for ANSI C63.19 2011 compliance)/OTT LTE Band 48 20MHz QPSK RB1/0 ch55773 OPUS40/z (axial) 4.2mm 50 x 50/ABM Interpolated Signal(x,y,z)

(121x121x1): Interpolated grid: dx=1.000 mm, dy=1.000 mm

Signal Type: Audio File (.wav) 48k_voice_1kHz_1s.wav

Output Gain: 18.81

Measure Window Start: 300ms

Measure Window Length: 1000ms

BWC applied: 0.16 dB

Device Reference Point: 0, 0, -6.3 mm

Cursor:


ABM1/ABM2 = 30.61 dB

ABM1 = 4.68 dBA/m

ABM2 = -25.93 dBA/m

BWC Factor = 0.16 dB

Location: 6.3, -11.3, 3.7 mm



0 dB = 1.000 A/m = 0.00 dBA/m

OTT LTE

Communication System: UID 0, LTE (TDD) (0); Frequency: 3603.3 MHz; Duty Cycle: 1:2.30675

Phantom section: TCoil Section

DASY5 Configuration:

- Probe: AM1DV3 - 3137; ; Calibrated: 2022-07-19
- Sensor-Surface: 0mm (Fix Surface)
- Electronics: DAE4 Sn1668; Calibrated: 2022-04-27
- Phantom: HAC Test Arch with AMCC; Type: SD HAC P01 BB
- Measurement SW: DASY52, Version 52.10 (4);SEMCAD X Version 14.6.14 (7483)

T-Coil scan (scan for ANSI C63.19 2011 compliance)/OTT LTE Band 48 20MHz QPSK RB1/0 ch55773 OPUS40/y (transversal) 4.2mm 50 x 50/ABM Interpolated Signal(x,y,z)

(121x121x1): Interpolated grid: dx=1.000 mm, dy=1.000 mm

Signal Type: Audio File (.wav) 48k_voice_1kHz_1s.wav

Output Gain: 18.81

Measure Window Start: 300ms

Measure Window Length: 1000ms

BWC applied: 0.16 dB

Device Reference Point: 0, 0, -6.3 mm

Cursor:


ABM1/ABM2 = 25.57 dB

ABM1 = -3.60 dBA/m

ABM2 = -29.17 dBA/m

BWC Factor = 0.16 dB

Location: 7.5, -20, 3.7 mm



0 dB = 1.000 A/m = 0.00 dBA/m

OTT NR

Communication System: UID 10931 - AAC, 5G NR (DFT-s-OFDM, 1 RB, 20 MHz, QPSK, 15 kHz); Frequency: 1880 MHz; Duty Cycle: 1:3.55795

T-Coil scan (scan for ANSI C63.19 2011 compliance)/OTT NR Band n2 20MHz DFT-s-OFDM 16QAM RB1/1 ch376000 OPUS40/z (axial) wideband at peak ABM1/ABM Freq

Resp(x,y,z,f) (1x1x1): Measurement grid: dx=10mm, dy=10mm

Signal Type: Audio File (.wav) 48k_voice_300-3000_2s.wav

Output Gain: 36.9

Measure Window Start: 300ms

Measure Window Length: 2000ms

BWC applied: 10.80 dB

Device Reference Point: 0, 0, -6.3 mm

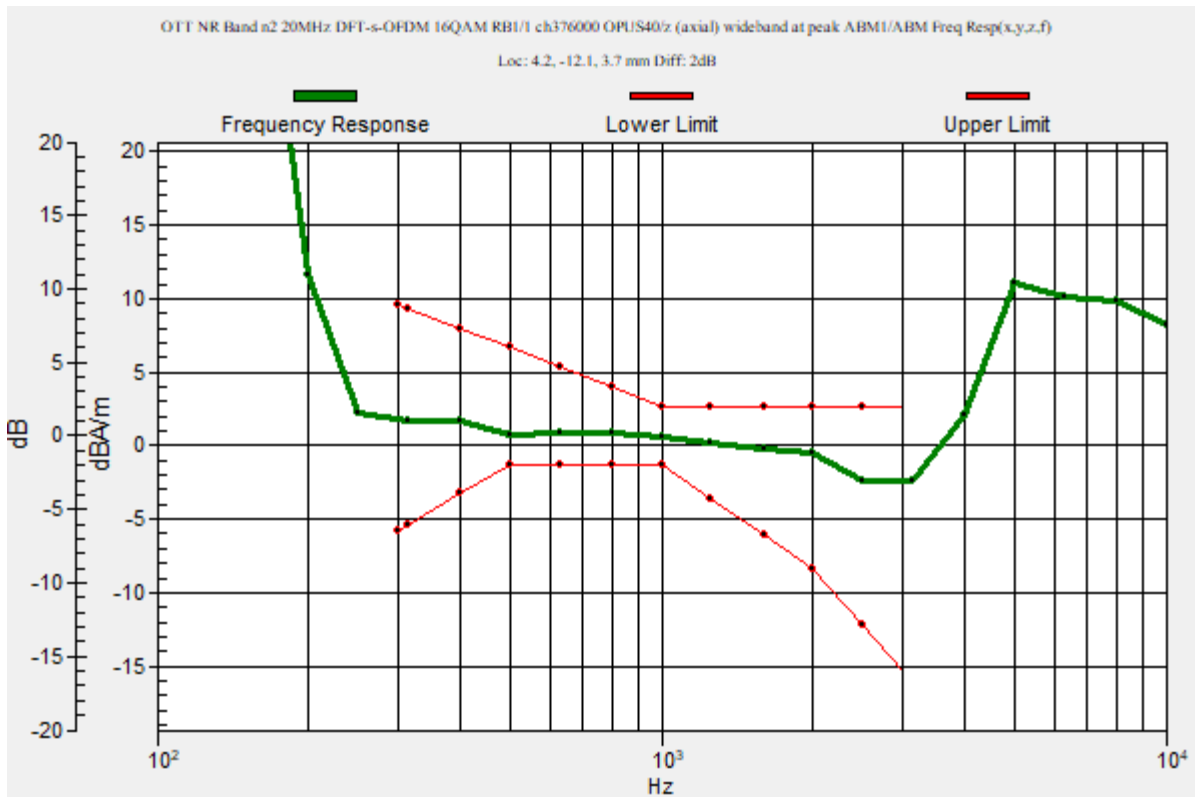
Category	Telephone parameters WD signal quality [(signal+noise)-to-noise ratio in decibels]
Category T1	0 dB to 10 dB
Category T2	10 dB to 20 dB
Category T3	20 dB to 30 dB
Category T4	> 30 dB

Cursor:

Diff = 2.00 dB

BWC Factor = 10.80 dB

Location: 4.2, -12.1, 3.7 mm



OTT NR

Communication System: UID 10931 - AAC, 5G NR (DFT-s-OFDM, 1 RB, 20 MHz, QPSK, 15 kHz); Frequency: 1880 MHz;
 Duty Cycle: 1:3.55795

Phantom section: TCoil Section

DASY5 Configuration:

- Probe: AM1DV3 - 3137; ; Calibrated: 2022-07-19
- Sensor-Surface: 0mm (Fix Surface)
- Electronics: DAE4 Sn1668; Calibrated: 2022-04-27
- Phantom: HAC Test Arch with AMCC; Type: SD HAC P01 BB
- Measurement SW: DASY52, Version 52.10 (4);SEMCAD X Version 14.6.14 (7483)

T-Coil scan (scan for ANSI C63.19 2011 compliance)/OTT NR Band n2 20MHz DFT-s-OFDM 16QAM RB1/1 ch376000 OPUS40/z (axial) 4.2mm 50 x 50/ABM Interpolated

Signal(x,y,z) (121x121x1): Interpolated grid: dx=1.000 mm, dy=1.000 mm

Signal Type: Audio File (.wav) 48k_voice_1kHz_1s.wav

Output Gain: 18.81

Measure Window Start: 300ms

Measure Window Length: 1000ms

BWC applied: 0.16 dB

Device Reference Point: 0, 0, -6.3 mm

Cursor:


ABM1/ABM2 = 32.28 dB

ABM1 = 3.18 dBA/m

ABM2 = -29.10 dBA/m

BWC Factor = 0.16 dB

Location: 4.2, -12.1, 3.7 mm



0 dB = 1.000 A/m = 0.00 dBA/m

OTT NR

Communication System: UID 10931 - AAC, 5G NR (DFT-s-OFDM, 1 RB, 20 MHz, QPSK, 15 kHz); Frequency: 1880 MHz;
 Duty Cycle: 1:3.55795

Phantom section: TCoil Section

DASY5 Configuration:

- Probe: AM1DV3 - 3137; ; Calibrated: 2022-07-19
- Sensor-Surface: 0mm (Fix Surface)
- Electronics: DAE4 Sn1668; Calibrated: 2022-04-27
- Phantom: HAC Test Arch with AMCC; Type: SD HAC P01 BB
- Measurement SW: DASY52, Version 52.10 (4);SEMCAD X Version 14.6.14 (7483)

T-Coil scan (scan for ANSI C63.19 2011 compliance)/OTT NR Band n2 20MHz DFT-s-OFDM 16QAM RB1/1 ch376000 OPUS40/y (transversal) 4.2mm 50 x 50/ABM Interpolated Signal(x,y,z) (121x121x1):

Interpolated grid: dx=1.000 mm, dy=1.000 mm

Signal Type: Audio File (.wav) 48k_voice_1kHz_1s.wav

Output Gain: 18.81

Measure Window Start: 300ms

Measure Window Length: 1000ms

BWC applied: 0.16 dB

Device Reference Point: 0, 0, -6.3 mm

Cursor:


ABM1/ABM2 = 36.59 dB

ABM1 = -5.17 dBA/m

ABM2 = -41.76 dBA/m

BWC Factor = 0.16 dB

Location: 3.8, -2.9, 3.7 mm



0 dB = 1.000 A/m = 0.00 dBA/m

OTT NR

Communication System: UID 10931 - AAC, 5G NR (DFT-s-OFDM, 1 RB, 20 MHz, QPSK, 15 kHz); Frequency: 836.5 MHz; Duty Cycle: 1:3.55795

T-Coil scan (scan for ANSI C63.19 2011 compliance)/OTT NR Band n5 20MHz DFT-s-OFDM 16QAM RB1/1 ch167300 OPUS40/z (axial) wideband at peak ABM1/ABM Freq

Resp(x,y,z,f) (1x1x1): Measurement grid: dx=10mm, dy=10mm

Signal Type: Audio File (.wav) 48k_voice_300-3000_2s.wav

Output Gain: 36.9

Measure Window Start: 300ms

Measure Window Length: 2000ms

BWC applied: 10.80 dB

Device Reference Point: 0, 0, -6.3 mm

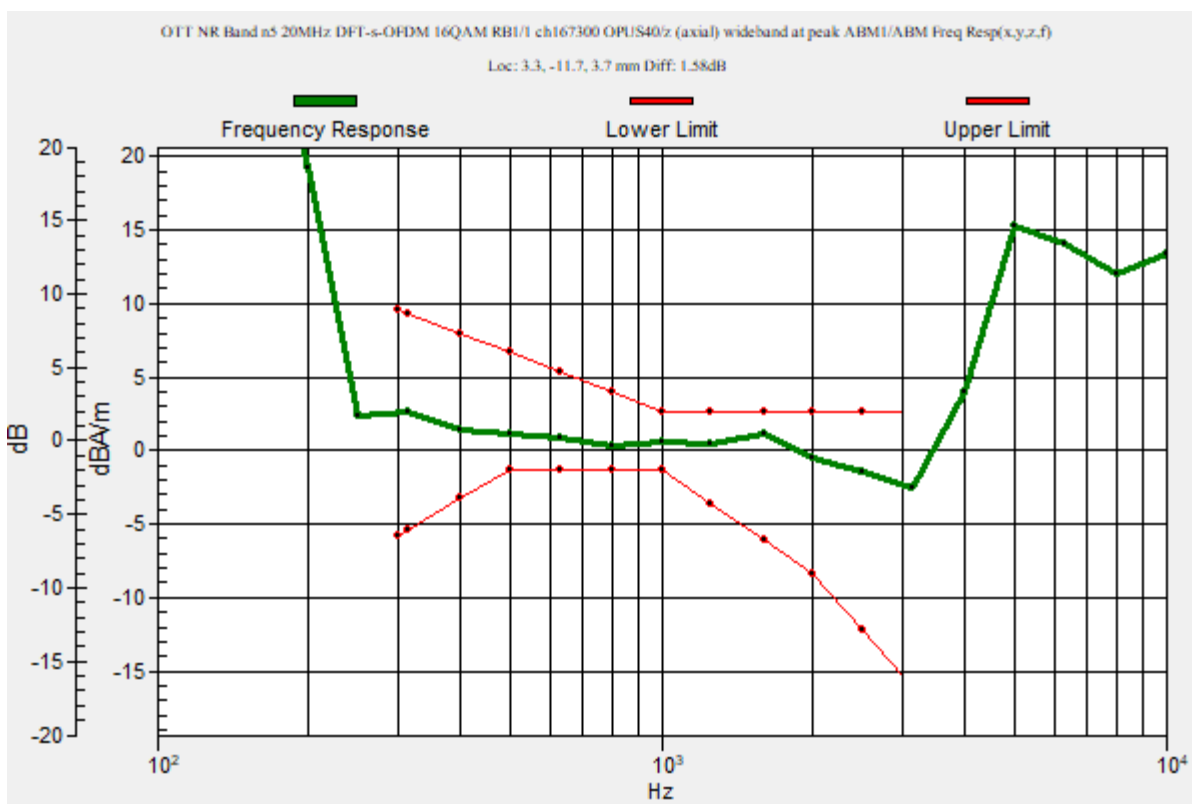
Category	Telephone parameters WD signal quality [(signal+noise)-to-noise ratio in decibels]
Category T1	0 dB to 10 dB
Category T2	10 dB to 20 dB
Category T3	20 dB to 30 dB
Category T4	> 30 dB

Cursor:

Diff = 1.58 dB

BWC Factor = 10.80 dB

Location: 3.3, -11.7, 3.7 mm



OTT NR

Communication System: UID 10931 - AAC, 5G NR (DFT-s-OFDM, 1 RB, 20 MHz, QPSK, 15 kHz); Frequency: 836.5 MHz;
 Duty Cycle: 1:3.55795

Phantom section: TCoil Section

DASY5 Configuration:

- Probe: AM1DV3 - 3137; ; Calibrated: 2022-07-19
- Sensor-Surface: 0mm (Fix Surface)
- Electronics: DAE4 Sn1668; Calibrated: 2022-04-27
- Phantom: HAC Test Arch with AMCC; Type: SD HAC P01 BB
- Measurement SW: DASY52, Version 52.10 (4);SEMCAD X Version 14.6.14 (7483)

T-Coil scan (scan for ANSI C63.19 2011 compliance)/OTT NR Band n5 20MHz DFT-s-OFDM 16QAM RB1/1 ch167300 OPUS40/z (axial) 4.2mm 50 x 50/ABM Interpolated

Signal(x,y,z) (121x121x1): Interpolated grid: dx=1.000 mm, dy=1.000 mm

Signal Type: Audio File (.wav) 48k_voice_1kHz_1s.wav

Output Gain: 18.81

Measure Window Start: 300ms

Measure Window Length: 1000ms

BWC applied: 0.16 dB

Device Reference Point: 0, 0, -6.3 mm

Cursor:


ABM1/ABM2 = 28.29 dB

ABM1 = 2.59 dBA/m

ABM2 = -25.70 dBA/m

BWC Factor = 0.16 dB

Location: 3.3, -11.7, 3.7 mm



0 dB = 1.000 A/m = 0.00 dBA/m

OTT NR

Communication System: UID 10931 - AAC, 5G NR (DFT-s-OFDM, 1 RB, 20 MHz, QPSK, 15 kHz); Frequency: 836.5 MHz;
Duty Cycle: 1:3.55795

Phantom section: TCoil Section

DASY5 Configuration:

- Probe: AM1DV3 - 3137; ; Calibrated: 2022-07-19
- Sensor-Surface: 0mm (Fix Surface)
- Electronics: DAE4 Sn1668; Calibrated: 2022-04-27
- Phantom: HAC Test Arch with AMCC; Type: SD HAC P01 BB
- Measurement SW: DASY52, Version 52.10 (4);SEMCAD X Version 14.6.14 (7483)

T-Coil scan (scan for ANSI C63.19 2011 compliance)/OTT NR Band n5 20MHz DFT-s-OFDM 16QAM RB1/1 ch167300 OPUS40/y (transversal) 4.2mm 50 x 50/ABM Interpolated Signal(x,y,z) (121x121x1): Interpolated grid: dx=1.000 mm, dy=1.000 mm

Signal Type: Audio File (.wav) 48k_voice_1kHz_1s.wav

Output Gain: 18.81

Measure Window Start: 300ms

Measure Window Length: 1000ms

BWC applied: 0.16 dB

Device Reference Point: 0, 0, -6.3 mm

Cursor:


ABM1/ABM2 = 29.49 dB

ABM1 = -5.50 dBA/m

ABM2 = -34.99 dBA/m

BWC Factor = 0.16 dB

Location: 4.2, -2.5, 3.7 mm



0 dB = 1.000 A/m = 0.00 dBA/m

OTT NR

Communication System: UID 10934 - AAC, 5G NR (DFT-s-OFDM, 1 RB, 40 MHz, QPSK, 15 kHz); Frequency: 1745 MHz; Duty Cycle: 1:3.55877

T-Coil scan (scan for ANSI C63.19 2011 compliance)/OTT NR Band n66 40MHz DFT-s-OFDM 16QAM RB1/1 ch349000 OPUS40/z (axial) wideband at peak ABM1/ABM Freq

Resp(x,y,z,f) (1x1x1): Measurement grid: dx=10mm, dy=10mm

Signal Type: Audio File (.wav) 48k_voice_300-3000_2s.wav

Output Gain: 36.9

Measure Window Start: 300ms

Measure Window Length: 2000ms

BWC applied: 10.80 dB

Device Reference Point: 0, 0, -6.3 mm

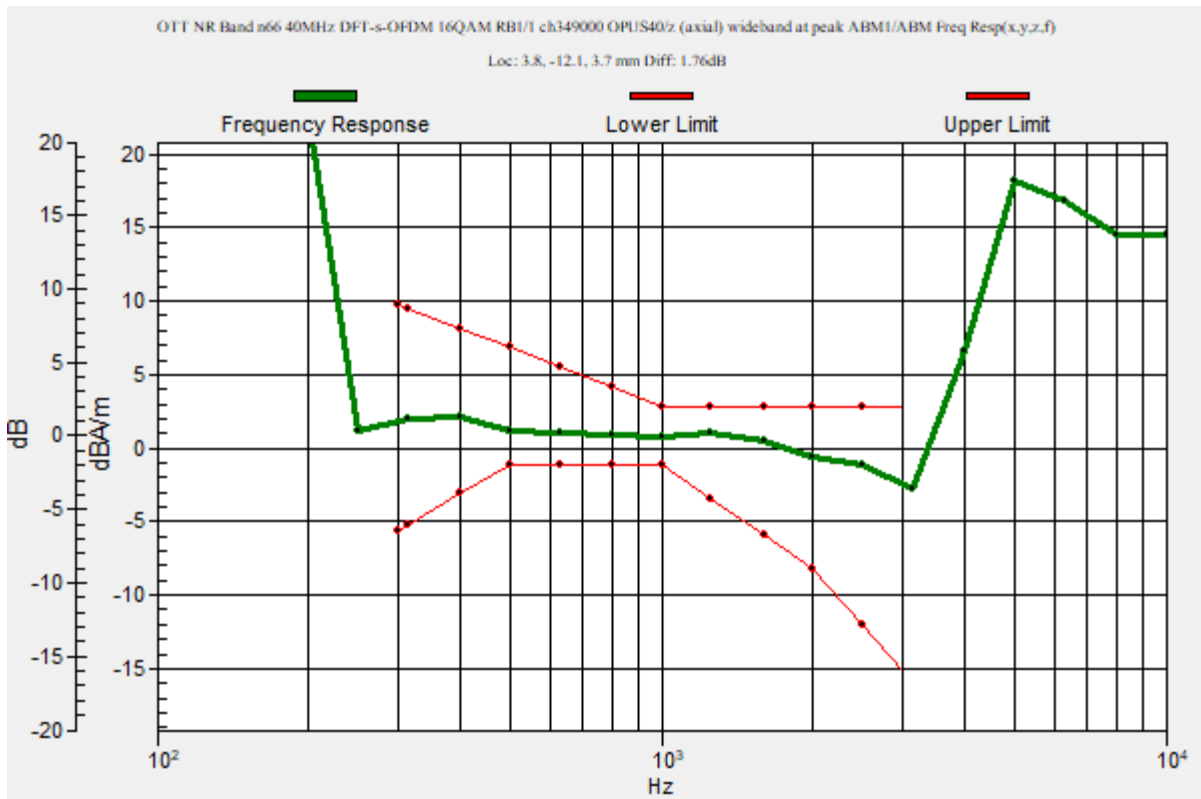
Category	Telephone parameters WD signal quality [(signal+noise)-to-noise ratio in decibels]
Category T1	0 dB to 10 dB
Category T2	10 dB to 20 dB
Category T3	20 dB to 30 dB
Category T4	> 30 dB

Cursor:

Diff = 1.76 dB

BWC Factor = 10.80 dB

Location: 3.8, -12.1, 3.7 mm



OTT NR

Communication System: UID 10934 - AAC, 5G NR (DFT-s-OFDM, 1 RB, 40 MHz, QPSK, 15 kHz); Frequency: 1745 MHz;
 Duty Cycle: 1:3.55877

Phantom section: TCoil Section

DASY5 Configuration:

- Probe: AM1DV3 - 3137; ; Calibrated: 2022-07-19
- Sensor-Surface: 0mm (Fix Surface)
- Electronics: DAE4 Sn1668; Calibrated: 2022-04-27
- Phantom: HAC Test Arch with AMCC; Type: SD HAC P01 BB
- Measurement SW: DASY52, Version 52.10 (4);SEMCAD X Version 14.6.14 (7483)

T-Coil scan (scan for ANSI C63.19 2011 compliance)/OTT NR Band n66 40MHz DFT-s-OFDM 16QAM RB1/1 ch349000 OPUS40/z (axial) 4.2mm 50 x 50/ABM Interpolated

Signal(x,y,z) (121x121x1): Interpolated grid: dx=1.000 mm, dy=1.000 mm

Signal Type: Audio File (.wav) 48k_voice_1kHz_1s.wav

Output Gain: 18.81

Measure Window Start: 300ms

Measure Window Length: 1000ms

BWC applied: 0.16 dB

Device Reference Point: 0, 0, -6.3 mm

Cursor:


ABM1/ABM2 = 25.14 dB

ABM1 = 2.18 dBA/m

ABM2 = -22.96 dBA/m

BWC Factor = 0.16 dB

Location: 3.8, -12.1, 3.7 mm



0 dB = 1.000 A/m = 0.00 dBA/m

OTT NR

Communication System: UID 10934 - AAC, 5G NR (DFT-s-OFDM, 1 RB, 40 MHz, QPSK, 15 kHz); Frequency: 1745 MHz;
 Duty Cycle: 1:3.55877

Phantom section: TCoil Section

DASY5 Configuration:

- Probe: AM1DV3 - 3137; ; Calibrated: 2022-07-19
- Sensor-Surface: 0mm (Fix Surface)
- Electronics: DAE4 Sn1668; Calibrated: 2022-04-27
- Phantom: HAC Test Arch with AMCC; Type: SD HAC P01 BB
- Measurement SW: DASY52, Version 52.10 (4);SEMCAD X Version 14.6.14 (7483)

T-Coil scan (scan for ANSI C63.19 2011 compliance)/OTT NR Band n66 40MHz DFT-s-OFDM 16QAM RB1/1 ch349000 OPUS40/y (transversal) 4.2mm 50 x 50/ABM Interpolated Signal(x,y,z) (121x121x1):

Interpolated grid: dx=1.000 mm, dy=1.000 mm

Signal Type: Audio File (.wav) 48k_voice_1kHz_1s.wav

Output Gain: 18.81

Measure Window Start: 300ms

Measure Window Length: 1000ms

BWC applied: 0.16 dB

Device Reference Point: 0, 0, -6.3 mm

Cursor:


ABM1/ABM2 = 29.49 dB

ABM1 = -5.24 dBA/m

ABM2 = -34.73 dBA/m

BWC Factor = 0.16 dB

Location: 4.2, -17.5, 3.7 mm



0 dB = 1.000 A/m = 0.00 dBA/m

OTT NR

Communication System: UID 10866 - AAD, 5G NR (DFT-s-OFDM, 1 RB, 100 MHz, QPSK, 30 kHz); Frequency: 3500.01 MHz; Duty Cycle: 1:3.69913

T-Coil scan (scan for ANSI C63.19 2011 compliance)/OTT NR Band n77 100MHz DFT-s-OFDM QPSK RB1/1 ch633334 OPUS6/z (axial) wideband at peak ABM1/ABM Freq

Resp(x,y,z,f) (1x1x1): Measurement grid: dx=10mm, dy=10mm

Signal Type: Audio File (.wav) 48k_voice_300-3000_2s.wav

Output Gain: 36.9

Measure Window Start: 300ms

Measure Window Length: 2000ms

BWC applied: 10.80 dB

Device Reference Point: 0, 0, -6.3 mm

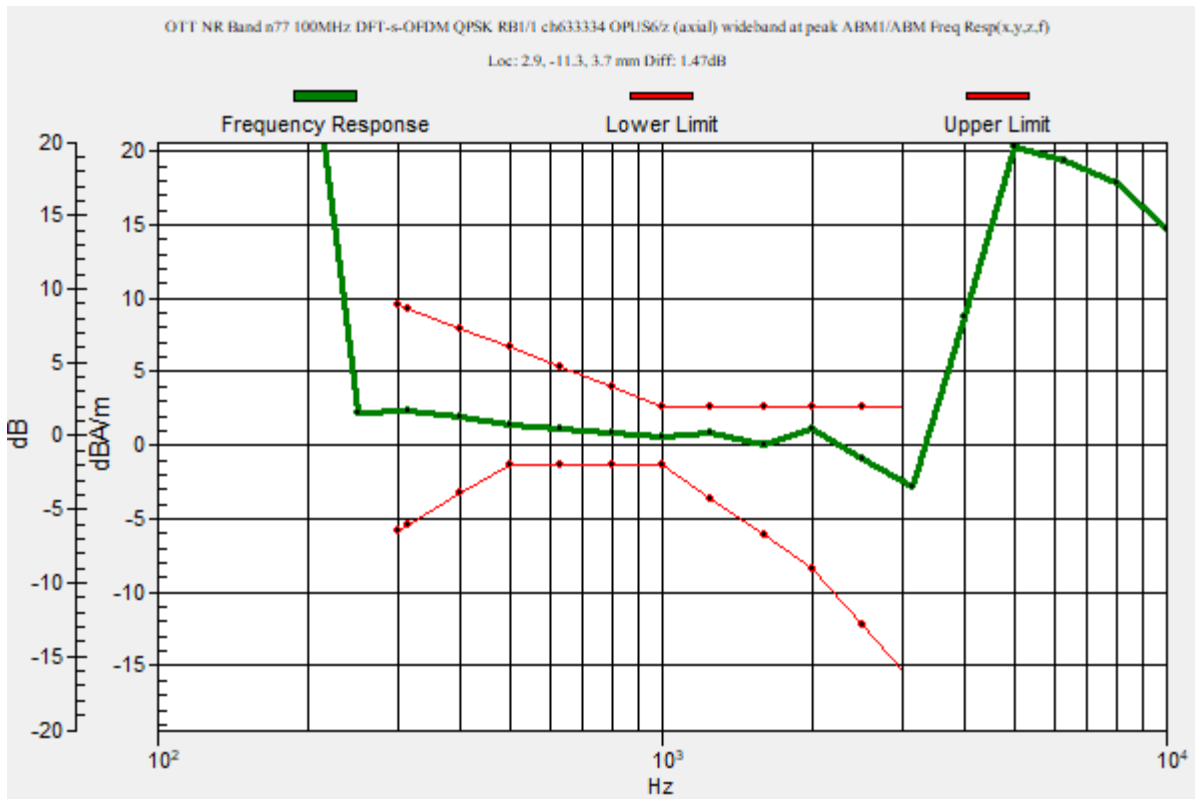
Category	Telephone parameters WD signal quality [(signal+noise)-to-noise ratio in decibels]
Category T1	0 dB to 10 dB
Category T2	10 dB to 20 dB
Category T3	20 dB to 30 dB
Category T4	> 30 dB

Cursor:

Diff = 1.47 dB

BWC Factor = 10.80 dB

Location: 2.9, -11.3, 3.7 mm



OTT NR

Communication System: UID 10866 - AAD, 5G NR (DFT-s-OFDM, 1 RB, 100 MHz, QPSK, 30 kHz); Frequency: 3500.01 MHz;
 Duty Cycle: 1:3.69913

Phantom section: TCoil Section

DASY5 Configuration:

- Probe: AM1DV3 - 3137; ; Calibrated: 2022-07-19
- Sensor-Surface: 0mm (Fix Surface)
- Electronics: DAE4 Sn1668; Calibrated: 2022-04-27
- Phantom: HAC Test Arch with AMCC; Type: SD HAC P01 BB
- Measurement SW: DASY52, Version 52.10 (4);SEMCAD X Version 14.6.14 (7483)

T-Coil scan (scan for ANSI C63.19 2011 compliance)/OTT NR Band n77 100MHz DFT-s-OFDM QPSK RB1/1 ch633334 OPUS6/z (axial) 4.2mm 50 x 50/ABM Interpolated

Signal(x,y,z) (121x121x1): Interpolated grid: dx=1.000 mm, dy=1.000 mm

Signal Type: Audio File (.wav) 48k_voice_1kHz_1s.wav

Output Gain: 18.81

Measure Window Start: 300ms

Measure Window Length: 1000ms

BWC applied: 0.16 dB

Device Reference Point: 0, 0, -6.3 mm

Cursor:


ABM1/ABM2 = 23.69 dB

ABM1 = 2.24 dBA/m

ABM2 = -21.45 dBA/m

BWC Factor = 0.16 dB

Location: 2.9, -11.3, 3.7 mm



0 dB = 1.000 A/m = 0.00 dBA/m

OTT NR

Communication System: UID 10866 - AAD, 5G NR (DFT-s-OFDM, 1 RB, 100 MHz, QPSK, 30 kHz); Frequency: 3500.01 MHz; Duty Cycle: 1:3.69913

Phantom section: TCoil Section

DASY5 Configuration:

- Probe: AM1DV3 - 3137; ; Calibrated: 2022-07-19
- Sensor-Surface: 0mm (Fix Surface)
- Electronics: DAE4 Sn1668; Calibrated: 2022-04-27
- Phantom: HAC Test Arch with AMCC; Type: SD HAC P01 BB
- Measurement SW: DASY52, Version 52.10 (4);SEMCAD X Version 14.6.14 (7483)

T-Coil scan (scan for ANSI C63.19 2011 compliance)/OTT NR Band n77 100MHz DFT-s-OFDM QPSK RB1/1 ch633334 OPUS6/y (transversal) 4.2mm 50 x 50/ABM Interpolated Signal(x,y,z) (121x121x1): Interpolated grid: dx=1.000 mm, dy=1.000 mm

Signal Type: Audio File (.wav) 48k_voice_1kHz_1s.wav

Output Gain: 18.81

Measure Window Start: 300ms

Measure Window Length: 1000ms

BWC applied: 0.16 dB

Device Reference Point: 0, 0, -6.3 mm

Cursor:


ABM1/ABM2 = 24.00 dB

ABM1 = -6.90 dBA/m

ABM2 = -30.90 dBA/m

BWC Factor = 0.16 dB

Location: 3.3, -17.1, 3.7 mm



0 dB = 1.000 A/m = 0.00 dBA/m

OTT NR

Communication System: UID 10866 - AAD, 5G NR (DFT-s-OFDM, 1 RB, 100 MHz, QPSK, 30 kHz); Frequency: 3840 MHz; Duty Cycle: 1:3.69913

T-Coil scan (scan for ANSI C63.19 2011 compliance)/OTT NR Band n77 100MHz DFT-s-OFDM QPSK RB1/1 ch656000 OPUS6/z (axial) wideband at peak ABM1/ABM Freq

Resp(x,y,z,f) (1x1x1): Measurement grid: dx=10mm, dy=10mm

Signal Type: Audio File (.wav) 48k_voice_300-3000_2s.wav

Output Gain: 36.9

Measure Window Start: 300ms

Measure Window Length: 2000ms

BWC applied: 10.80 dB

Device Reference Point: 0, 0, -6.3 mm

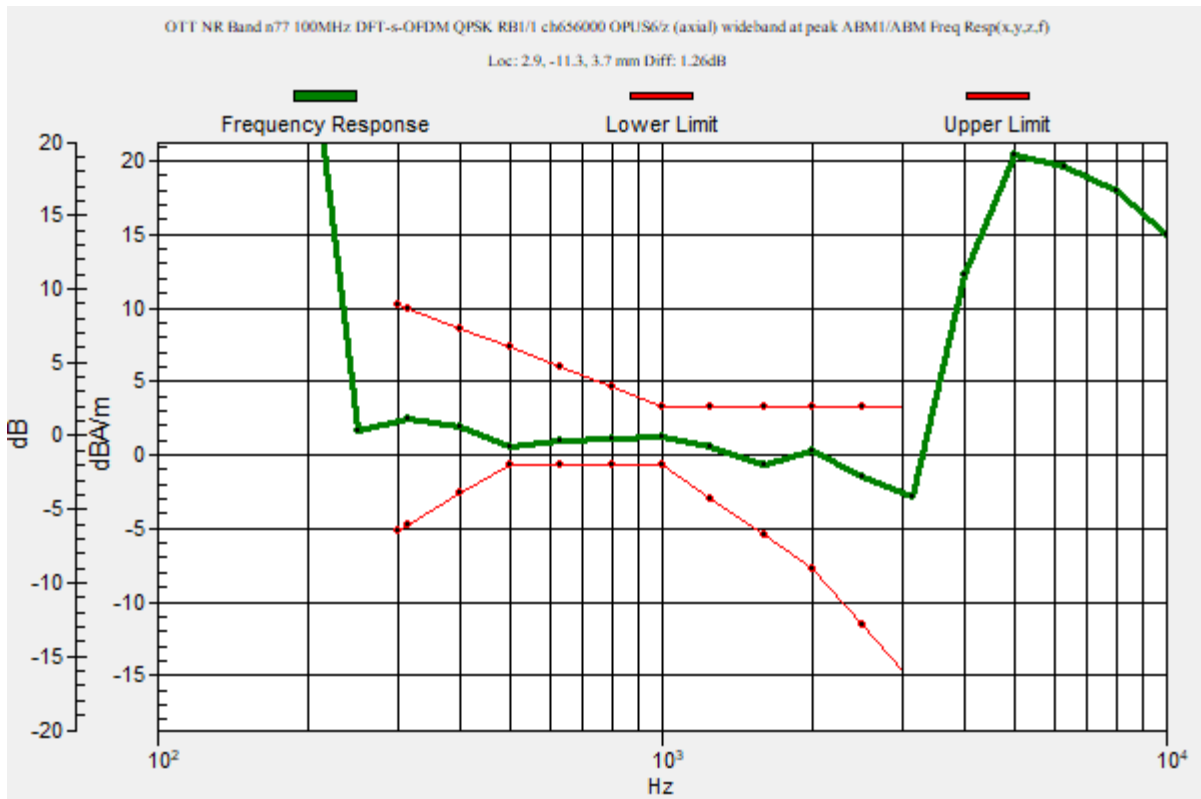
Category	Telephone parameters WD signal quality [(signal+noise)-to-noise ratio in decibels]
Category T1	0 dB to 10 dB
Category T2	10 dB to 20 dB
Category T3	20 dB to 30 dB
Category T4	> 30 dB

Cursor:

Diff = 1.26 dB

BWC Factor = 10.80 dB

Location: 2.9, -11.3, 3.7 mm



OTT NR

Communication System: UID 10866 - AAD, 5G NR (DFT-s-OFDM, 1 RB, 100 MHz, QPSK, 30 kHz); Frequency: 3840 MHz;
 Duty Cycle: 1:3.69913

Phantom section: TCoil Section

DASY5 Configuration:

- Probe: AM1DV3 - 3137; ; Calibrated: 2022-07-19
- Sensor-Surface: 0mm (Fix Surface)
- Electronics: DAE4 Sn1668; Calibrated: 2022-04-27
- Phantom: HAC Test Arch with AMCC; Type: SD HAC P01 BB
- Measurement SW: DASY52, Version 52.10 (4);SEMCAD X Version 14.6.14 (7483)

T-Coil scan (scan for ANSI C63.19 2011 compliance)/OTT NR Band n77 100MHz DFT-s-OFDM QPSK RB1/1 ch656000 OPUS6/z (axial) 4.2mm 50 x 50/ABM Interpolated

Signal(x,y,z) (121x121x1): Interpolated grid: dx=1.000 mm, dy=1.000 mm

Signal Type: Audio File (.wav) 48k_voice_1kHz_1s.wav

Output Gain: 18.81

Measure Window Start: 300ms

Measure Window Length: 1000ms

BWC applied: 0.16 dB

Device Reference Point: 0, 0, -6.3 mm

Cursor:


ABM1/ABM2 = 23.86 dB

ABM1 = 2.43 dBA/m

ABM2 = -21.43 dBA/m

BWC Factor = 0.16 dB

Location: 2.9, -11.3, 3.7 mm



0 dB = 1.000 A/m = 0.00 dBA/m

OTT NR

Communication System: UID 10866 - AAD, 5G NR (DFT-s-OFDM, 1 RB, 100 MHz, QPSK, 30 kHz); Frequency: 3840 MHz; Duty Cycle: 1:3.69913

Phantom section: TCoil Section

DASY5 Configuration:

- Probe: AM1DV3 - 3137; ; Calibrated: 2022-07-19
- Sensor-Surface: 0mm (Fix Surface)
- Electronics: DAE4 Sn1668; Calibrated: 2022-04-27
- Phantom: HAC Test Arch with AMCC; Type: SD HAC P01 BB
- Measurement SW: DASY52, Version 52.10 (4);SEMCAD X Version 14.6.14 (7483)

T-Coil scan (scan for ANSI C63.19 2011 compliance)/OTT NR Band n77 100MHz DFT-s-OFDM QPSK RB1/1 ch656000 OPUS6/y (transversal) 4.2mm 50 x 50/ABM Interpolated Signal(x,y,z) (121x121x1):

Interpolated grid: dx=1.000 mm, dy=1.000 mm

Signal Type: Audio File (.wav) 48k_voice_1kHz_1s.wav

Output Gain: 18.81

Measure Window Start: 300ms

Measure Window Length: 1000ms

BWC applied: 0.16 dB

Device Reference Point: 0, 0, -6.3 mm

Cursor:


ABM1/ABM2 = 23.84 dB

ABM1 = -5.57 dBA/m

ABM2 = -29.41 dBA/m

BWC Factor = 0.16 dB

Location: 4.2, -17.5, 3.7 mm



0 dB = 1.000 A/m = 0.00 dBA/m

OTT WiFi

Communication System: UID 0, IEEE 802.11b/g/n 2.4 GHz Band (0); Frequency: 2437 MHz;Duty Cycle: 1:1

T-Coil scan (scan for ANSI C63.19 2011 compliance)/OTT WiFi 11b ch6 1Mbps OPUS6/z (axial) wideband at peak ABM1/ABM Freq Resp(x,y,z,f) (1x1x1):

Measurement grid: dx=10mm, dy=10mm

Signal Type: Audio File (.wav) 48k_voice_300-3000_2s.wav

Output Gain: 36.9

Measure Window Start: 300ms

Measure Window Length: 2000ms

BWC applied: 10.80 dB

Device Reference Point: 0, 0, -6.3 mm

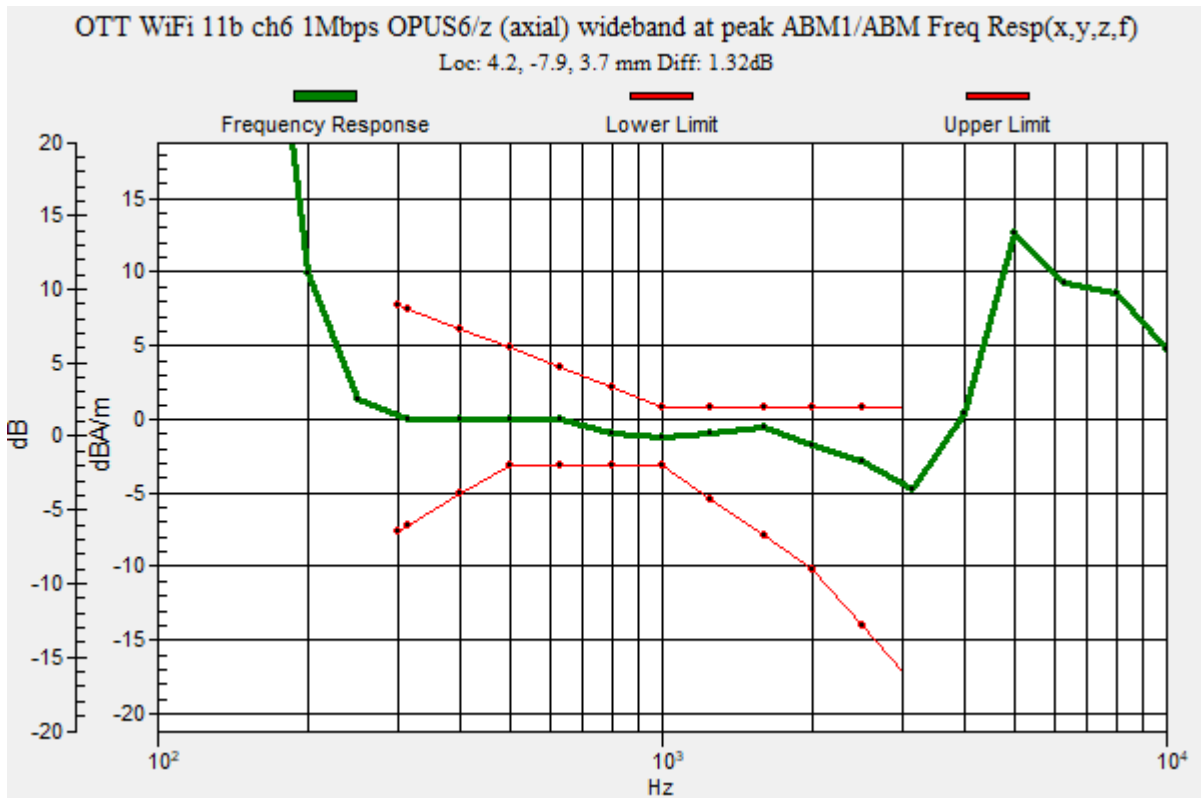
Category	Telephone parameters WD signal quality [(signal+noise)-to-noise ratio in decibels]
Category T1	0 dB to 10 dB
Category T2	10 dB to 20 dB
Category T3	20 dB to 30 dB
Category T4	> 30 dB

Cursor:

Diff = 1.32 dB

BWC Factor = 10.80 dB

Location: 4.2, -7.9, 3.7 mm



OTT WiFi

Communication System: UID 0, IEEE 802.11b/g/n 2.4 GHz Band (0); Frequency: 2437 MHz; Duty Cycle: 1:1

Phantom section: TCoil Section

DASY5 Configuration:

- Probe: AM1DV3 - 3137; ; Calibrated: 2022-07-19
- Sensor-Surface: 0mm (Fix Surface)
- Electronics: DAE4 Sn1668; Calibrated: 2022-04-27
- Phantom: HAC Test Arch with AMCC; Type: SD HAC P01 BB
- Measurement SW: DASY52, Version 52.10 (4);SEMCAD X Version 14.6.14 (7483)

T-Coil scan (scan for ANSI C63.19 2011 compliance)/OTT WiFi 11b ch6 1Mbps OPUS6/z (axial) 4.2mm 50 x 50/ABM Interpolated Signal(x,y,z) (121x121x1): Interpolated grid: dx=1.000 mm, dy=1.000 mm

Signal Type: Audio File (.wav) 48k_voice_1kHz_1s.wav

Output Gain: 18.81

Measure Window Start: 300ms

Measure Window Length: 1000ms

BWC applied: 0.16 dB

Device Reference Point: 0, 0, -6.3 mm

Cursor:


ABM1/ABM2 = 32.82 dB

ABM1 = 1.89 dBA/m

ABM2 = -30.93 dBA/m

BWC Factor = 0.16 dB

Location: 4.2, -7.9, 3.7 mm



0 dB = 1.000 A/m = 0.00 dBA/m

OTT WiFi

Communication System: UID 0, IEEE 802.11b/g/n 2.4 GHz Band (0); Frequency: 2437 MHz; Duty Cycle: 1:1

Phantom section: TCoil Section

DASY5 Configuration:

- Probe: AM1DV3 - 3137; ; Calibrated: 2022-07-19
- Sensor-Surface: 0mm (Fix Surface)
- Electronics: DAE4 Sn1668; Calibrated: 2022-04-27
- Phantom: HAC Test Arch with AMCC; Type: SD HAC P01 BB
- Measurement SW: DASY52, Version 52.10 (4);SEMCAD X Version 14.6.14 (7483)

T-Coil scan (scan for ANSI C63.19 2011 compliance)/OTT WiFi 11b ch6 1Mbps OPUS6/y (transversal) 4.2mm 50 x 50/ABM Interpolated Signal(x,y,z) (121x121x1): Interpolated grid:

dx=1.000 mm, dy=1.000 mm

Signal Type: Audio File (.wav) 48k_voice_1kHz_1s.wav

Output Gain: 18.81

Measure Window Start: 300ms

Measure Window Length: 1000ms

BWC applied: 0.16 dB

Device Reference Point: 0, 0, -6.3 mm

Cursor:


ABM1/ABM2 = 30.75 dB

ABM1 = -6.71 dBA/m

ABM2 = -37.46 dBA/m

BWC Factor = 0.16 dB

Location: 3.3, -20, 3.7 mm



0 dB = 1.000 A/m = 0.00 dBA/m

OTT WiFi

Communication System: UID 0, IEEE 802.11a/n/ac 5 GHz Band (0); Frequency: 5200 MHz;Duty Cycle: 1:1

T-Coil scan (scan for ANSI C63.19 2011 compliance)/OTT WiFi 11a ch40 6Mbps

OPUS6/z (axial) wideband at peak ABM1/ABM Freq Resp(x,y,z,f): Measurement grid:

dx=10mm, dy=10mm

Signal Type: Audio File (.wav) 48k_voice_300-3000_2s.wav

Output Gain: 36.9

Measure Window Start: 300ms

Measure Window Length: 2000ms

BWC applied: 10.80 dB

Device Reference Point: 0, 0, -6.3 mm

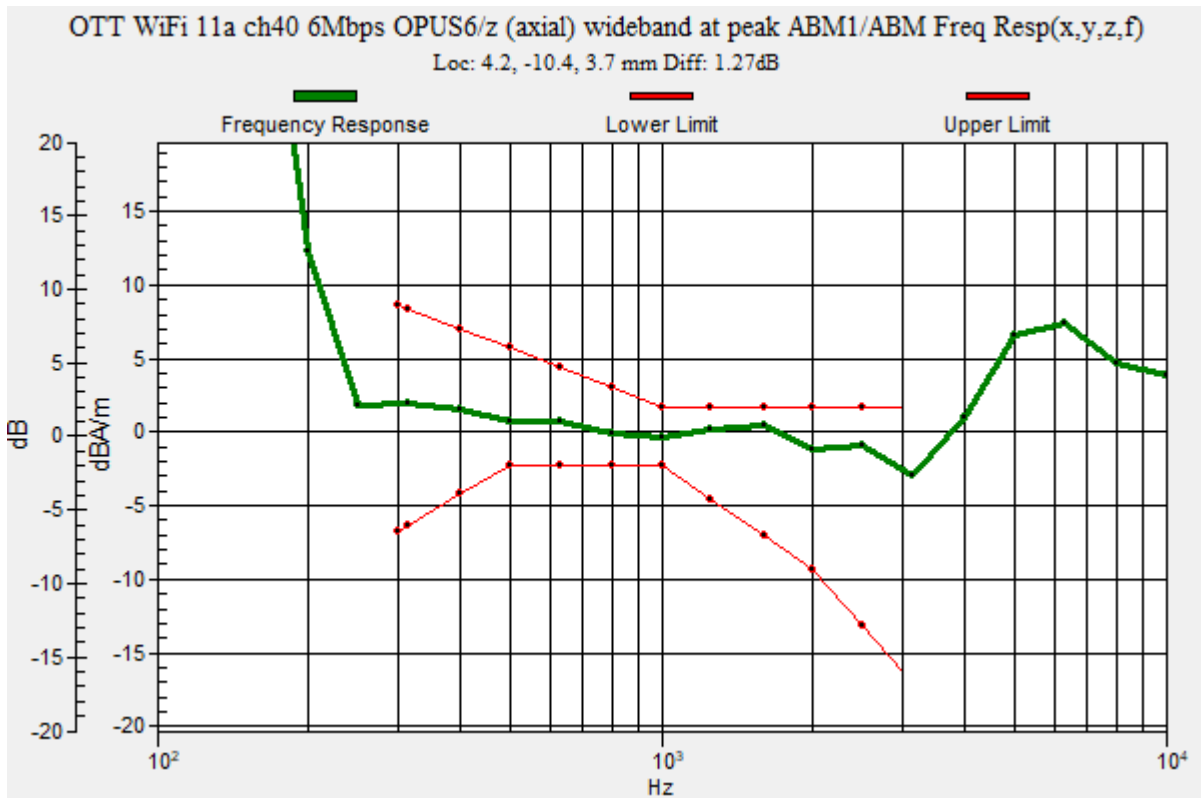
Category	Telephone parameters WD signal quality [(signal+noise)-to-noise ratio in decibels]
Category T1	0 dB to 10 dB
Category T2	10 dB to 20 dB
Category T3	20 dB to 30 dB
Category T4	> 30 dB

Cursor:

Diff = 1.27 dB

BWC Factor = 10.80 dB

Location: 4.2, -10.4, 3.7 mm



OTT WiFi

Communication System: UID 0, IEEE 802.11a/n/ac 5 GHz Band (0); Frequency: 5200 MHz; Duty Cycle: 1:1

Phantom section: TCoil Section

DASY5 Configuration:

- Probe: AM1DV3 - 3137; ; Calibrated: 2022-07-19
- Sensor-Surface: 0mm (Fix Surface)
- Electronics: DAE4 Sn1668; Calibrated: 2022-04-27
- Phantom: HAC Test Arch with AMCC; Type: SD HAC P01 BB
- Measurement SW: DASY52, Version 52.10 (4);SEMCAD X Version 14.6.14 (7483)

T-Coil scan (scan for ANSI C63.19 2011 compliance)/OTT WiFi 11a ch40 6Mbps

OPUS6/z (axial) 4.2mm 50 x 50/ABM Interpolated Signal(x,y,z) (121x121x1): Interpolated grid:

dx=1.000 mm, dy=1.000 mm

Signal Type: Audio File (.wav) 48k_voice_1kHz_1s.wav

Output Gain: 18.81

Measure Window Start: 300ms

Measure Window Length: 1000ms

BWC applied: 0.16 dB

Device Reference Point: 0, 0, -6.3 mm

Cursor:


ABM1/ABM2 = 44.99 dB

ABM1 = 2.18 dBA/m

ABM2 = -42.81 dBA/m

BWC Factor = 0.16 dB

Location: 4.2, -10.4, 3.7 mm



0 dB = 1.000 A/m = 0.00 dBA/m

OTT WiFi

Communication System: UID 0, IEEE 802.11a/n/ac 5 GHz Band (0); Frequency: 5200 MHz; Duty Cycle: 1:1

Phantom section: TCoil Section

DASY5 Configuration:

- Probe: AM1DV3 - 3137; ; Calibrated: 2022-07-19
- Sensor-Surface: 0mm (Fix Surface)
- Electronics: DAE4 Sn1668; Calibrated: 2022-04-27
- Phantom: HAC Test Arch with AMCC; Type: SD HAC P01 BB
- Measurement SW: DASY52, Version 52.10 (4);SEMCAD X Version 14.6.14 (7483)

T-Coil scan (scan for ANSI C63.19 2011 compliance)/OTT WiFi 11a ch40 6Mbps OPUS6/y (transversal) 4.2mm 50 x 50/ABM Interpolated Signal(x,y,z) (121x121x1):

Interpolated grid: dx=1.000 mm, dy=1.000 mm

Signal Type: Audio File (.wav) 48k_voice_1kHz_1s.wav

Output Gain: 18.81

Measure Window Start: 300ms

Measure Window Length: 1000ms

BWC applied: 0.16 dB

Device Reference Point: 0, 0, -6.3 mm

Cursor:


ABM1/ABM2 = 39.93 dB

ABM1 = -5.78 dBA/m

ABM2 = -45.71 dBA/m

BWC Factor = 0.16 dB

Location: 4.2, -17.9, 3.7 mm



0 dB = 1.000 A/m = 0.00 dBA/m

OTT WiFi

Communication System: UID 0, IEEE 802.11a/n/ac 5 GHz Band (0); Frequency: 5280 MHz;Duty Cycle: 1:1

T-Coil scan (scan for ANSI C63.19 2011 compliance)/OTT WiFi 11a ch56 6Mbps

OPUS6/z (axial) wideband at peak ABM1/ABM Freq Resp(x,y,z,f): Measurement grid:

dx=10mm, dy=10mm

Signal Type: Audio File (.wav) 48k_voice_300-3000_2s.wav

Output Gain: 36.9

Measure Window Start: 300ms

Measure Window Length: 2000ms

BWC applied: 10.80 dB

Device Reference Point: 0, 0, -6.3 mm

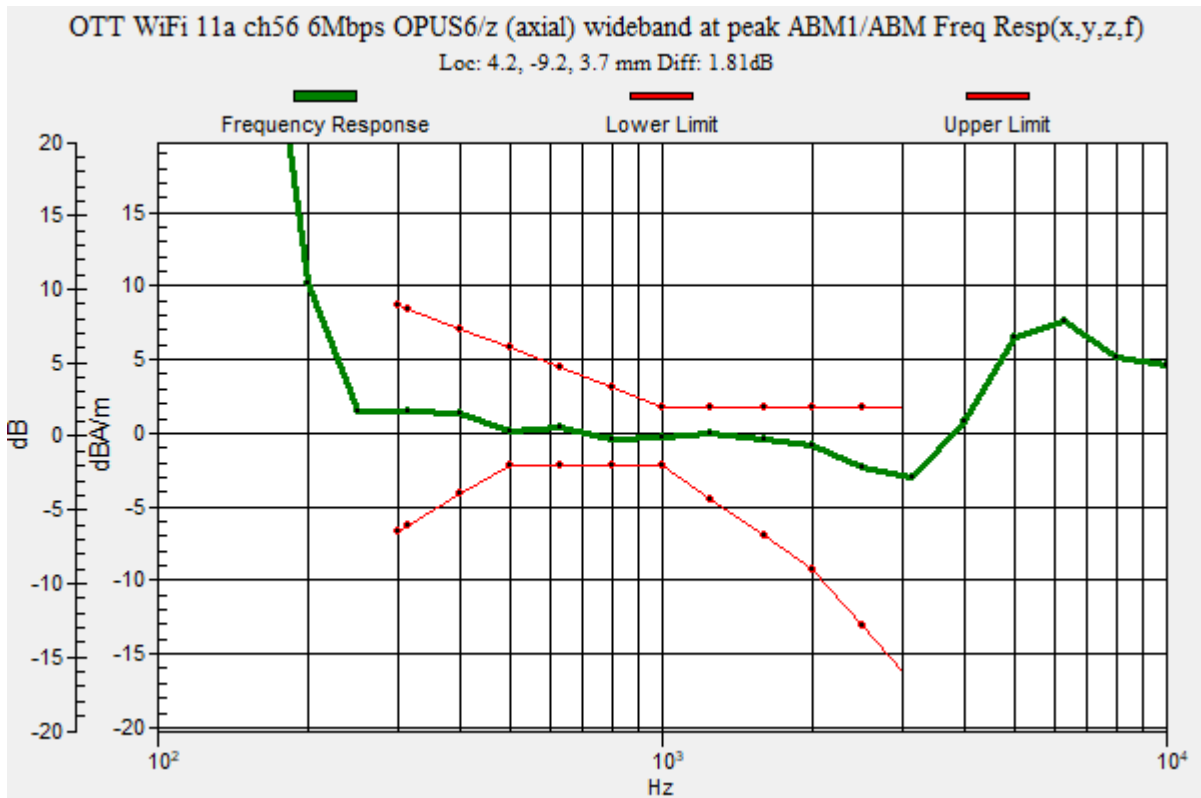
Category	Telephone parameters WD signal quality [(signal+noise)-to-noise ratio in decibels]
Category T1	0 dB to 10 dB
Category T2	10 dB to 20 dB
Category T3	20 dB to 30 dB
Category T4	> 30 dB

Cursor:

Diff = 1.81 dB

BWC Factor = 10.80 dB

Location: 4.2, -9.2, 3.7 mm



OTT WiFi

Communication System: UID 0, IEEE 802.11a/n/ac 5 GHz Band (0); Frequency: 5280 MHz; Duty Cycle: 1:1

Phantom section: TCoil Section

DASY5 Configuration:

- Probe: AM1DV3 - 3137; ; Calibrated: 2022-07-19
- Sensor-Surface: 0mm (Fix Surface)
- Electronics: DAE4 Sn1668; Calibrated: 2022-04-27
- Phantom: HAC Test Arch with AMCC; Type: SD HAC P01 BB
- Measurement SW: DASY52, Version 52.10 (4);SEMCAD X Version 14.6.14 (7483)

T-Coil scan (scan for ANSI C63.19 2011 compliance)/OTT WiFi 11a ch56 6Mbps

OPUS6/z (axial) 4.2mm 50 x 50/ABM Interpolated Signal(x,y,z) (121x121x1): Interpolated grid:

dx=1.000 mm, dy=1.000 mm

Signal Type: Audio File (.wav) 48k_voice_1kHz_1s.wav

Output Gain: 18.81

Measure Window Start: 300ms

Measure Window Length: 1000ms

BWC applied: 0.16 dB

Device Reference Point: 0, 0, -6.3 mm

Cursor:


ABM1/ABM2 = 44.76 dB

ABM1 = 1.94 dBA/m

ABM2 = -42.82 dBA/m

BWC Factor = 0.16 dB

Location: 4.2, -9.2, 3.7 mm



0 dB = 1.000 A/m = 0.00 dBA/m

OTT WiFi

Communication System: UID 0, IEEE 802.11a/n/ac 5 GHz Band (0); Frequency: 5280 MHz; Duty Cycle: 1:1

Phantom section: TCoil Section

DASY5 Configuration:

- Probe: AM1DV3 - 3137; ; Calibrated: 2022-07-19
- Sensor-Surface: 0mm (Fix Surface)
- Electronics: DAE4 Sn1668; Calibrated: 2022-04-27
- Phantom: HAC Test Arch with AMCC; Type: SD HAC P01 BB
- Measurement SW: DASY52, Version 52.10 (4);SEMCAD X Version 14.6.14 (7483)

T-Coil scan (scan for ANSI C63.19 2011 compliance)/OTT WiFi 11a ch56 6Mbps OPUS6/y (transversal) 4.2mm 50 x 50/ABM Interpolated Signal(x,y,z) (121x121x1):

Interpolated grid: dx=1.000 mm, dy=1.000 mm

Signal Type: Audio File (.wav) 48k_voice_1kHz_1s.wav

Output Gain: 18.81

Measure Window Start: 300ms

Measure Window Length: 1000ms

BWC applied: 0.16 dB

Device Reference Point: 0, 0, -6.3 mm

Cursor:


ABM1/ABM2 = 40.13 dB

ABM1 = -5.59 dBA/m

ABM2 = -45.72 dBA/m

BWC Factor = 0.16 dB

Location: 4.2, -17.9, 3.7 mm



0 dB = 1.000 A/m = 0.00 dBA/m

OTT WiFi

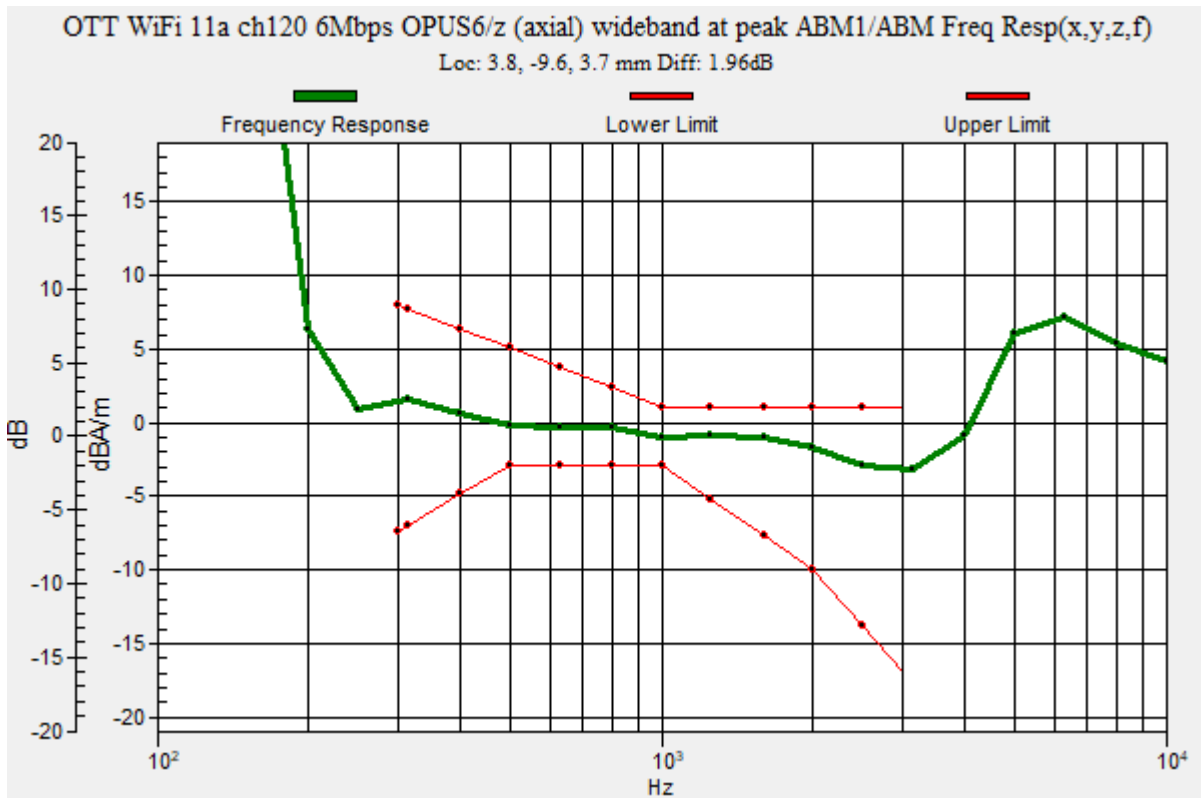
Communication System: UID 0, IEEE 802.11a/n/ac 5 GHz Band (0); Frequency: 5600 MHz;Duty Cycle: 1:1

T-Coil scan (scan for ANSI C63.19 2011 compliance)/OTT WiFi 11a ch120 6Mbps OPUS6/z (axial) wideband at peak ABM1/ABM Freq Resp(x,y,z,f) (1x1x1): Measurement grid:

dx=10mm, dy=10mm
 Signal Type: Audio File (.wav) 48k_voice_300-3000_2s.wav
 Output Gain: 36.9
 Measure Window Start: 300ms
 Measure Window Length: 2000ms
 BWC applied: 10.80 dB
 Device Reference Point: 0, 0, -6.3 mm

Category	Telephone parameters WD signal quality [(signal+noise)-to-noise ratio in decibels]
Category T1	0 dB to 10 dB
Category T2	10 dB to 20 dB
Category T3	20 dB to 30 dB
Category T4	> 30 dB

Cursor:
 Diff = 1.96 dB
 BWC Factor = 10.80 dB
 Location: 3.8, -9.6, 3.7 mm



OTT WiFi

Communication System: UID 0, IEEE 802.11a/n/ac 5 GHz Band (0); Frequency: 5600 MHz; Duty Cycle: 1:1

Phantom section: TCoil Section

DASY5 Configuration:

- Probe: AM1DV3 - 3137; ; Calibrated: 2022-07-19
- Sensor-Surface: 0mm (Fix Surface)
- Electronics: DAE4 Sn1668; Calibrated: 2022-04-27
- Phantom: HAC Test Arch with AMCC; Type: SD HAC P01 BB
- Measurement SW: DASY52, Version 52.10 (4);SEMCAD X Version 14.6.14 (7483)

T-Coil scan (scan for ANSI C63.19 2011 compliance)/OTT WiFi 11a ch120 6Mbps

OPUS6/z (axial) 4.2mm 50 x 50/ABM Interpolated Signal(x,y,z) (121x121x1): Interpolated grid:

dx=1.000 mm, dy=1.000 mm

Signal Type: Audio File (.wav) 48k_voice_1kHz_1s.wav

Output Gain: 18.81

Measure Window Start: 300ms

Measure Window Length: 1000ms

BWC applied: 0.16 dB

Device Reference Point: 0, 0, -6.3 mm

Cursor:


ABM1/ABM2 = 45.65 dB

ABM1 = 1.40 dBA/m

ABM2 = -44.25 dBA/m

BWC Factor = 0.16 dB

Location: 3.8, -9.6, 3.7 mm



0 dB = 1.000 A/m = 0.00 dBA/m

OTT WiFi

Communication System: UID 0, IEEE 802.11a/n/ac 5 GHz Band (0); Frequency: 5600 MHz; Duty Cycle: 1:1

Phantom section: TCoil Section

DASY5 Configuration:

- Probe: AM1DV3 - 3137; ; Calibrated: 2022-07-19
- Sensor-Surface: 0mm (Fix Surface)
- Electronics: DAE4 Sn1668; Calibrated: 2022-04-27
- Phantom: HAC Test Arch with AMCC; Type: SD HAC P01 BB
- Measurement SW: DASY52, Version 52.10 (4);SEMCAD X Version 14.6.14 (7483)

T-Coil scan (scan for ANSI C63.19 2011 compliance)/OTT WiFi 11a ch120 6Mbps OPUS6/y (transversal) 4.2mm 50 x 50/ABM Interpolated Signal(x,y,z) (121x121x1):

Interpolated grid: dx=1.000 mm, dy=1.000 mm

Signal Type: Audio File (.wav) 48k_voice_1kHz_1s.wav

Output Gain: 18.81

Measure Window Start: 300ms

Measure Window Length: 1000ms

BWC applied: 0.16 dB

Device Reference Point: 0, 0, -6.3 mm

Cursor:


ABM1/ABM2 = 42.30 dB

ABM1 = -6.95 dBA/m

ABM2 = -49.25 dBA/m

BWC Factor = 0.16 dB

Location: 4.2, -1.7, 3.7 mm



0 dB = 1.000 A/m = 0.00 dBA/m

OTT WiFi

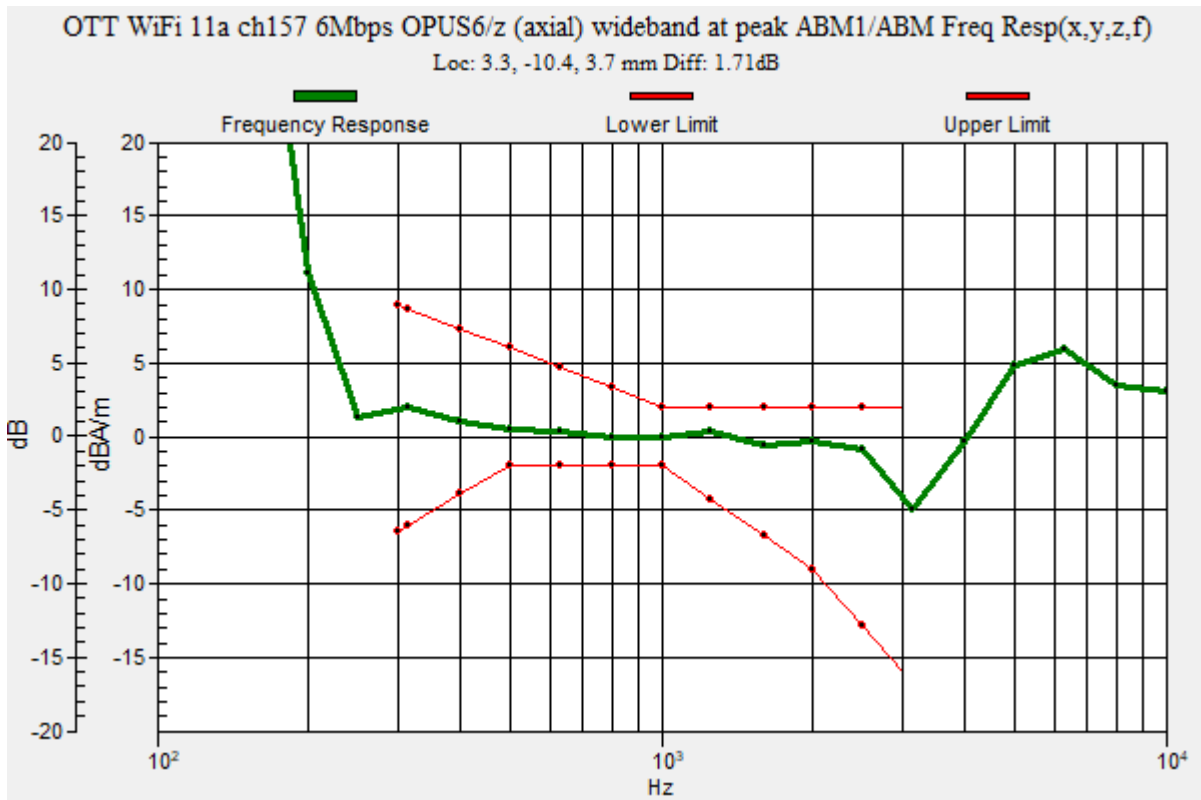
Communication System: UID 0, IEEE 802.11a/n/ac 5 GHz Band (0); Frequency: 5785 MHz;Duty Cycle: 1:1

T-Coil scan (scan for ANSI C63.19 2011 compliance)/OTT WiFi 11a ch157 6Mbps OPUS6/z (axial) wideband at peak ABM1/ABM Freq Resp(x,y,z,f) (1x1x1): Measurement grid:

dx=10mm, dy=10mm
 Signal Type: Audio File (.wav) 48k_voice_300-3000_2s.wav
 Output Gain: 36.9
 Measure Window Start: 300ms
 Measure Window Length: 2000ms
 BWC applied: 10.80 dB
 Device Reference Point: 0, 0, -6.3 mm

Category	Telephone parameters WD signal quality [(signal+noise)-to-noise ratio in decibels]
Category T1	0 dB to 10 dB
Category T2	10 dB to 20 dB
Category T3	20 dB to 30 dB
Category T4	> 30 dB

Cursor:
 Diff = 1.71 dB
 BWC Factor = 10.80 dB
 Location: 3.3, -10.4, 3.7 mm



OTT WiFi

Communication System: UID 0, IEEE 802.11a/n/ac 5 GHz Band (0); Frequency: 5785 MHz; Duty Cycle: 1:1

Phantom section: TCoil Section

DASY5 Configuration:

- Probe: AM1DV3 - 3137; ; Calibrated: 2022-07-19
- Sensor-Surface: 0mm (Fix Surface)
- Electronics: DAE4 Sn1668; Calibrated: 2022-04-27
- Phantom: HAC Test Arch with AMCC; Type: SD HAC P01 BB
- Measurement SW: DASY52, Version 52.10 (4);SEMCAD X Version 14.6.14 (7483)

T-Coil scan (scan for ANSI C63.19 2011 compliance)/OTT WiFi 11a ch157 6Mbps

OPUS6/z (axial) 4.2mm 50 x 50/ABM Interpolated Signal(x,y,z) (121x121x1): Interpolated grid:

dx=1.000 mm, dy=1.000 mm

Signal Type: Audio File (.wav) 48k_voice_1kHz_1s.wav

Output Gain: 18.81

Measure Window Start: 300ms

Measure Window Length: 1000ms

BWC applied: 0.16 dB

Device Reference Point: 0, 0, -6.3 mm

Cursor:


ABM1/ABM2 = 44.87 dB

ABM1 = 1.57 dBA/m

ABM2 = -43.30 dBA/m

BWC Factor = 0.16 dB

Location: 3.3, -10.4, 3.7 mm



0 dB = 1.000 A/m = 0.00 dBA/m

OTT WiFi

Communication System: UID 0, IEEE 802.11a/n/ac 5 GHz Band (0); Frequency: 5785 MHz; Duty Cycle: 1:1

Phantom section: TCoil Section

DASY5 Configuration:

- Probe: AM1DV3 - 3137; ; Calibrated: 2022-07-19
- Sensor-Surface: 0mm (Fix Surface)
- Electronics: DAE4 Sn1668; Calibrated: 2022-04-27
- Phantom: HAC Test Arch with AMCC; Type: SD HAC P01 BB
- Measurement SW: DASY52, Version 52.10 (4);SEMCAD X Version 14.6.14 (7483)

T-Coil scan (scan for ANSI C63.19 2011 compliance)/OTT WiFi 11a ch157 6Mbps OPUS6/y (transversal) 4.2mm 50 x 50/ABM Interpolated Signal(x,y,z) (121x121x1):

Interpolated grid: dx=1.000 mm, dy=1.000 mm

Signal Type: Audio File (.wav) 48k_voice_1kHz_1s.wav

Output Gain: 18.81

Measure Window Start: 300ms

Measure Window Length: 1000ms

BWC applied: 0.16 dB

Device Reference Point: 0, 0, -6.3 mm

Cursor:


ABM1/ABM2 = 41.89 dB

ABM1 = -5.64 dBA/m

ABM2 = -47.53 dBA/m

BWC Factor = 0.16 dB

Location: 3.3, -2.5, 3.7 mm



0 dB = 1.000 A/m = 0.00 dBA/m