

GSM 850

Communication System: UID 10021 - DAC, GSM-FDD (TDMA, GMSK); Frequency: 824.2 MHz; Duty Cycle: 1:8.6896

Phantom section: RF Section

DASY5 Configuration:

- Probe: EF3DV3 - SN4064; ConvF(1, 1, 1) @ 824.2 MHz; Calibrated: 2021-11-24
- Sensor-Surface: (Fix Surface)
- Electronics: DAE3 Sn479; Calibrated: 2021-10-12
- Phantom: HAC Test Arch with AMCC; Type: SD HAC P01 BB
- Measurement SW: DASY52, Version 52.10 (4);SEMCAD X Version 14.6.14 (7483)

GSM850 E-Field measurement/Voice_ch128/Hearing Aid Compatibility Test (101x101x1):

Interpolated grid: dx=0.5000 mm, dy=0.5000 mm

Device Reference Point: 0, 0, -6.3 mm

Reference Value = 53.90 V/m; Power Drift = 0.05 dB

Applied MIF = 3.63 dB

RF audio interference level = 35.79 dBV/m

Emission category: **M4**

MIF scaled E-field


Grid 1 M4 34.98 dBV/m	Grid 2 M4 35.68 dBV/m	Grid 3 M4 35.19 dBV/m
Grid 4 M4 35.01 dBV/m	Grid 5 M4 35.79 dBV/m	Grid 6 M4 35.3 dBV/m
Grid 7 M4 34.71 dBV/m	Grid 8 M4 35.61 dBV/m	Grid 9 M4 35.26 dBV/m

Cursor:

Total = 35.79 dBV/m

E Category: M4

Location: -1, 0, 7.7 mm



0 dB = 61.59 V/m = 35.79 dBV/m

GSM 850

Communication System: UID 10021 - DAC, GSM-FDD (TDMA, GMSK); Frequency: 836.6 MHz; Duty Cycle: 1:8.6896

Phantom section: RF Section

DASY5 Configuration:

- Probe: EF3DV3 - SN4064; ConvF(1, 1, 1) @ 836.6 MHz; Calibrated: 2021-11-24
- Sensor-Surface: (Fix Surface)
- Electronics: DAE3 Sn479; Calibrated: 2021-10-12
- Phantom: HAC Test Arch with AMCC; Type: SD HAC P01 BB
- Measurement SW: DASY52, Version 52.10 (4); SEMCAD X Version 14.6.14 (7483)

GSM850 E-Field measurement/Voice_ch190/Hearing Aid Compatibility Test (101x101x1):

Interpolated grid: dx=0.5000 mm, dy=0.5000 mm

Device Reference Point: 0, 0, -6.3 mm

Reference Value = 55.29 V/m; Power Drift = -0.13 dB

Applied MIF = 3.63 dB

RF audio interference level = 35.93 dBV/m

Emission category: **M4**

MIF scaled E-field


Grid 1 M4 35.29 dBV/m	Grid 2 M4 35.86 dBV/m	Grid 3 M4 35.32 dBV/m
Grid 4 M4 35.29 dBV/m	Grid 5 M4 35.93 dBV/m	Grid 6 M4 35.35 dBV/m
Grid 7 M4 34.99 dBV/m	Grid 8 M4 35.73 dBV/m	Grid 9 M4 35.28 dBV/m

Cursor:

Total = 35.93 dBV/m

E Category: M4

Location: -0.5, -0.5, 7.7 mm



0 dB = 62.62 V/m = 35.93 dBV/m

GSM 850

Communication System: UID 10021 - DAC, GSM-FDD (TDMA, GMSK); Frequency: 848.6 MHz; Duty Cycle: 1:8.6896

Phantom section: RF Section

DASY5 Configuration:

- Probe: EF3DV3 - SN4064; ConvF(1, 1, 1) @ 848.6 MHz; Calibrated: 2021-11-24
- Sensor-Surface: (Fix Surface)
- Electronics: DAE3 Sn479; Calibrated: 2021-10-12
- Phantom: HAC Test Arch with AMCC; Type: SD HAC P01 BB
- Measurement SW: DASY52, Version 52.10 (4);SEMCAD X Version 14.6.14 (7483)

GSM850 E-Field measurement/Voice_ch251/Hearing Aid Compatibility Test (101x101x1):

Interpolated grid: dx=0.5000 mm, dy=0.5000 mm

Device Reference Point: 0, 0, -6.3 mm

Reference Value = 57.64 V/m; Power Drift = -0.02 dB

Applied MIF = 3.63 dB

RF audio interference level = 36.25 dBV/m

Emission category: **M4**

MIF scaled E-field


Grid 1 M4 35.54 dBV/m	Grid 2 M4 36.08 dBV/m	Grid 3 M4 35.53 dBV/m
Grid 4 M4 35.6 dBV/m	Grid 5 M4 36.25 dBV/m	Grid 6 M4 35.69 dBV/m
Grid 7 M4 35.42 dBV/m	Grid 8 M4 36.12 dBV/m	Grid 9 M4 35.69 dBV/m

Cursor:

Total = 36.25 dBV/m

E Category: M4

Location: -0.5, 0.5, 7.7 mm



0 dB = 64.92 V/m = 36.25 dBV/m

GSM 1900

Communication System: UID 10021 - DAC, GSM-FDD (TDMA, GMSK); Frequency: 1850.2 MHz; Duty Cycle: 1:8.6896

Phantom section: RF Section

DASY5 Configuration:

- Probe: EF3DV3 - SN4064; ConvF(1, 1, 1) @ 1850.2 MHz; Calibrated: 2021-11-24
- Sensor-Surface: (Fix Surface)
- Electronics: DAE3 Sn479; Calibrated: 2021-10-12
- Phantom: HAC Test Arch with AMCC; Type: SD HAC P01 BB
- Measurement SW: DASY52, Version 52.10 (4);SEMCAD X Version 14.6.14 (7483)

GSM1900 E-Field measurement/Voice_ch512/Hearing Aid Compatibility Test

(101x101x1): Interpolated grid: dx=0.5000 mm, dy=0.5000 mm

Device Reference Point: 0, 0, -6.3 mm

Reference Value = 10.85 V/m; Power Drift = 0.04 dB

Applied MIF = 3.63 dB

RF audio interference level = 29.25 dBV/m

Emission category: M4

MIF scaled E-field


Grid 1 M4 28.51 dBV/m	Grid 2 M4 29.25 dBV/m	Grid 3 M4 28.39 dBV/m
Grid 4 M4 23.06 dBV/m	Grid 5 M4 24.23 dBV/m	Grid 6 M4 23.93 dBV/m
Grid 7 M4 26.73 dBV/m	Grid 8 M4 28.81 dBV/m	Grid 9 M4 28.71 dBV/m

Cursor:

Total = 29.25 dBV/m

E Category: M4

Location: 0, -25, 7.7 mm



0 dB = 29.01 V/m = 29.25 dBV/m

GSM 1900

Communication System: UID 10021 - DAC, GSM-FDD (TDMA, GMSK); Frequency: 1880 MHz; Duty Cycle: 1:8.6896

Phantom section: RF Section

DASY5 Configuration:

- Probe: EF3DV3 - SN4064; ConvF(1, 1, 1) @ 1880 MHz; Calibrated: 2021-11-24
- Sensor-Surface: (Fix Surface)
- Electronics: DAE3 Sn479; Calibrated: 2021-10-12
- Phantom: HAC Test Arch with AMCC; Type: SD HAC P01 BB
- Measurement SW: DASY52, Version 52.10 (4);SEMCAD X Version 14.6.14 (7483)

GSM1900 E-Field measurement/Voice_ch661/Hearing Aid Compatibility Test

(101x101x1): Interpolated grid: dx=0.5000 mm, dy=0.5000 mm

Device Reference Point: 0, 0, -6.3 mm

Reference Value = 10.33 V/m; Power Drift = 0.02 dB

Applied MIF = 3.63 dB

RF audio interference level = 29.41 dBV/m

Emission category: M4

MIF scaled E-field


Grid 1 M4 28.79 dBV/m	Grid 2 M4 28.93 dBV/m	Grid 3 M4 27.6 dBV/m
Grid 4 M4 22.78 dBV/m	Grid 5 M4 24.67 dBV/m	Grid 6 M4 24.76 dBV/m
Grid 7 M4 27.17 dBV/m	Grid 8 M4 29.41 dBV/m	Grid 9 M4 29.06 dBV/m

Cursor:

Total = 29.41 dBV/m

E Category: M4

Location: -1.5, 25, 7.7 mm



0 dB = 29.55 V/m = 29.41 dBV/m

GSM 1900

Communication System: UID 10021 - DAC, GSM-FDD (TDMA, GMSK); Frequency: 1909.8 MHz; Duty Cycle: 1:8.6896
 Phantom section: RF Section

DASY5 Configuration:

- Probe: EF3DV3 - SN4064; ConvF(1, 1, 1) @ 1909.8 MHz; Calibrated: 2021-11-24
- Sensor-Surface: (Fix Surface)
- Electronics: DAE3 Sn479; Calibrated: 2021-10-12
- Phantom: HAC Test Arch with AMCC; Type: SD HAC P01 BB
- Measurement SW: DASY52, Version 52.10 (4);SEMCAD X Version 14.6.14 (7483)

GSM1900 E-Field measurement/Voice_ch810/Hearing Aid Compatibility Test (101x101x1):

Interpolated grid: dx=0.5000 mm, dy=0.5000 mm

Device Reference Point: 0, 0, -6.3 mm

Reference Value = 11.56 V/m; Power Drift = 0.11 dB

Applied MIF = 3.63 dB

RF audio interference level = 30.04 dBV/m

Emission category: **M3**

MIF scaled E-field


Grid 1 M4 29.01 dBV/m	Grid 2 M3 30.04 dBV/m	Grid 3 M4 29.3 dBV/m
Grid 4 M4 23.98 dBV/m	Grid 5 M4 25.72 dBV/m	Grid 6 M4 25.71 dBV/m
Grid 7 M4 24.38 dBV/m	Grid 8 M4 28.13 dBV/m	Grid 9 M4 28.11 dBV/m

Cursor:

Total = 30.04 dBV/m

E Category: M3

Location: -0.5, -25, 7.7 mm



0 dB = 31.76 V/m = 30.04 dBV/m

LTE Band 41

Communication System: UID 10173 - CAG, LTE-TDD (SC-FDMA, 1 RB, 20 MHz, 16-QAM); Frequency: 2506 MHz; Duty Cycle: 1:8.8736

Phantom section: RF Section

DASY5 Configuration:

- Probe: EF3DV3 - SN4064; ConvF(1, 1, 1) @ 2506 MHz; Calibrated: 2021-11-24
- Sensor-Surface: (Fix Surface)
- Electronics: DAE3 Sn479; Calibrated: 2021-10-12
- Phantom: HAC Test Arch with AMCC; Type: SD HAC P01 BB
- Measurement SW: DASY52, Version 52.10 (4);SEMCAD X Version 14.6.14 (7483)

LTE Band 41 E-Field measurement/Voice_ch 39750 RB 1/0/Hearing Aid Compatibility

Test (101x101x1): Interpolated grid: dx=0.5000 mm, dy=0.5000 mm

Device Reference Point: 0, 0, -6.3 mm

Reference Value = 12.55 V/m; Power Drift = -0.08 dB

Applied MIF = -1.44 dB

RF audio interference level = 25.64 dBV/m

Emission category: M4

MIF scaled E-field


Grid 1 M4 23.93 dBV/m	Grid 2 M4 25.64 dBV/m	Grid 3 M4 25.18 dBV/m
Grid 4 M4 19.33 dBV/m	Grid 5 M4 21.76 dBV/m	Grid 6 M4 21.57 dBV/m
Grid 7 M4 17.73 dBV/m	Grid 8 M4 20.4 dBV/m	Grid 9 M4 20.4 dBV/m

Cursor:

Total = 25.64 dBV/m

E Category: M4

Location: -1.5, -25, 7.7 mm



0 dB = 19.15 V/m = 25.64 dBV/m

LTE Band 41

Communication System: UID 10173 - CAG, LTE-TDD (SC-FDMA, 1 RB, 20 MHz, 16-QAM); Frequency: 2549.5 MHz; Duty Cycle: 1:8.8736

Phantom section: RF Section

DASY5 Configuration:

- Probe: EF3DV3 - SN4064; ConvF(1, 1, 1) @ 2549.5 MHz; Calibrated: 2021-11-24
- Sensor-Surface: (Fix Surface)
- Electronics: DAE3 Sn479; Calibrated: 2021-10-12
- Phantom: HAC Test Arch with AMCC; Type: SD HAC P01 BB
- Measurement SW: DASY52, Version 52.10 (4);SEMCAD X Version 14.6.14 (7483)

LTE Band 41 E-Field measurement/Voice_ch 40185 RB 1/0/Hearing Aid Compatibility

Test (101x101x1): Interpolated grid: dx=0.5000 mm, dy=0.5000 mm

Device Reference Point: 0, 0, -6.3 mm

Reference Value = 12.52 V/m; Power Drift = -0.16 dB

Applied MIF = -1.44 dB

RF audio interference level = 25.60 dBV/m

Emission category: M4

MIF scaled E-field


Grid 1 M4 23.73 dBV/m	Grid 2 M4 25.6 dBV/m	Grid 3 M4 24.99 dBV/m
Grid 4 M4 19.57 dBV/m	Grid 5 M4 21.71 dBV/m	Grid 6 M4 21.25 dBV/m
Grid 7 M4 15.37 dBV/m	Grid 8 M4 18.51 dBV/m	Grid 9 M4 18.86 dBV/m

Cursor:

Total = 25.60 dBV/m

E Category: M4

Location: -1.5, -25, 7.7 mm



0 dB = 19.05 V/m = 25.60 dBV/m

LTE Band 41

Communication System: UID 10173 - CAG, LTE-TDD (SC-FDMA, 1 RB, 20 MHz, 16-QAM); Frequency: 2593 MHz; Duty Cycle: 1:8.8736

Phantom section: RF Section

DASY5 Configuration:

- Probe: EF3DV3 - SN4064; ConvF(1, 1, 1) @ 2593 MHz; Calibrated: 2021-11-24
- Sensor-Surface: (Fix Surface)
- Electronics: DAE3 Sn479; Calibrated: 2021-10-12
- Phantom: HAC Test Arch with AMCC; Type: SD HAC P01 BB
- Measurement SW: DASY52, Version 52.10 (4);SEMCAD X Version 14.6.14 (7483)

LTE Band 41 E-Field measurement/Voice_ch 40620 RB 1/0/Hearing Aid Compatibility

Test (101x101x1): Interpolated grid: dx=0.5000 mm, dy=0.5000 mm

Device Reference Point: 0, 0, -6.3 mm

Reference Value = 14.86 V/m; Power Drift = 0.04 dB

Applied MIF = -1.44 dB

RF audio interference level = 25.45 dBV/m

Emission category: M4

MIF scaled E-field


Grid 1 M4 23.05 dBV/m	Grid 2 M4 25.45 dBV/m	Grid 3 M4 25.05 dBV/m
Grid 4 M4 20.58 dBV/m	Grid 5 M4 22.94 dBV/m	Grid 6 M4 22.68 dBV/m
Grid 7 M4 15.65 dBV/m	Grid 8 M4 17.09 dBV/m	Grid 9 M4 17.32 dBV/m

Cursor:

Total = 25.45 dBV/m

E Category: M4

Location: -2, -25, 7.7 mm



0 dB = 18.74 V/m = 25.46 dBV/m

LTE Band 41

Communication System: UID 10173 - CAG, LTE-TDD (SC-FDMA, 1 RB, 20 MHz, 16-QAM); Frequency: 2636.5 MHz; Duty Cycle: 1:8.8736

Phantom section: RF Section

DASY5 Configuration:

- Probe: EF3DV3 - SN4064; ConvF(1, 1, 1) @ 2636.5 MHz; Calibrated: 2021-11-24
- Sensor-Surface: (Fix Surface)
- Electronics: DAE3 Sn479; Calibrated: 2021-10-12
- Phantom: HAC Test Arch with AMCC; Type: SD HAC P01 BB
- Measurement SW: DASY52, Version 52.10 (4);SEMCAD X Version 14.6.14 (7483)

LTE Band 41 E-Field measurement/Voice_ch 41055 RB 1/0/Hearing Aid Compatibility

Test (101x101x1): Interpolated grid: dx=0.5000 mm, dy=0.5000 mm

Device Reference Point: 0, 0, -6.3 mm

Reference Value = 18.66 V/m; Power Drift = -0.05 dB

Applied MIF = -1.44 dB

RF audio interference level = 25.46 dBV/m

Emission category: M4

MIF scaled E-field


Grid 1 M4 23.51 dBV/m	Grid 2 M4 25.46 dBV/m	Grid 3 M4 25.03 dBV/m
Grid 4 M4 20.98 dBV/m	Grid 5 M4 23.7 dBV/m	Grid 6 M4 23.5 dBV/m
Grid 7 M4 16.57 dBV/m	Grid 8 M4 18.39 dBV/m	Grid 9 M4 18.07 dBV/m

Cursor:

Total = 25.46 dBV/m

E Category: M4

Location: -2, -25, 7.7 mm



0 dB = 18.75 V/m = 25.46 dBV/m

LTE Band 41

Communication System: UID 10173 - CAG, LTE-TDD (SC-FDMA, 1 RB, 20 MHz, 16-QAM); Frequency: 2680 MHz; Duty Cycle: 1:8.8736

Phantom section: RF Section

DASY5 Configuration:

- Probe: EF3DV3 - SN4064; ConvF(1, 1, 1) @ 2680 MHz; Calibrated: 2021-11-24
- Sensor-Surface: (Fix Surface)
- Electronics: DAE3 Sn479; Calibrated: 2021-10-12
- Phantom: HAC Test Arch with AMCC; Type: SD HAC P01 BB
- Measurement SW: DASY52, Version 52.10 (4);SEMCAD X Version 14.6.14 (7483)

LTE Band 41 E-Field measurement/Voice_ch 41490 RB 1/0/Hearing Aid Compatibility

Test (101x101x1): Interpolated grid: dx=0.5000 mm, dy=0.5000 mm

Device Reference Point: 0, 0, -6.3 mm

Reference Value = 15.80 V/m; Power Drift = -0.06 dB

Applied MIF = -1.44 dB

RF audio interference level = 25.74 dBV/m

Emission category: M4

MIF scaled E-field


Grid 1 M4 23.81 dBV/m	Grid 2 M4 25.74 dBV/m	Grid 3 M4 25.05 dBV/m
Grid 4 M4 20.13 dBV/m	Grid 5 M4 22.81 dBV/m	Grid 6 M4 22.45 dBV/m
Grid 7 M4 16.35 dBV/m	Grid 8 M4 18.59 dBV/m	Grid 9 M4 18.41 dBV/m

Cursor:

Total = 25.74 dBV/m

E Category: M4

Location: -1.5, -25, 7.7 mm



0 dB = 19.37 V/m = 25.74 dBV/m

LTE Band 41

Communication System: UID 10173 - CAG, LTE-TDD (SC-FDMA, 1 RB, 20 MHz, 16-QAM); Frequency: 2506 MHz; Duty Cycle: 1:8.8736

Phantom section: RF Section

DASY5 Configuration:

- Probe: EF3DV3 - SN4064; ConvF(1, 1, 1) @ 2506 MHz; Calibrated: 2021-11-24
- Sensor-Surface: (Fix Surface)
- Electronics: DAE3 Sn479; Calibrated: 2021-10-12
- Phantom: HAC Test Arch with AMCC; Type: SD HAC P01 BB
- Measurement SW: DASY52, Version 52.10 (4);SEMCAD X Version 14.6.14 (7483)

LTE Band 41 PC2 E-Field measurement/Voice_ch 39750 RB 1/0/Hearing Aid Compatibility Test (101x101x1): Interpolated grid: dx=0.5000 mm, dy=0.5000 mm

Device Reference Point: 0, 0, -6.3 mm

Reference Value = 12.61 V/m; Power Drift = -0.12 dB

Applied MIF = -1.44 dB

RF audio interference level = 25.63 dBV/m

Emission category: **M4**

MIF scaled E-field


Grid 1 M4 23.85 dBV/m	Grid 2 M4 25.63 dBV/m	Grid 3 M4 25.3 dBV/m
Grid 4 M4 19.02 dBV/m	Grid 5 M4 21.82 dBV/m	Grid 6 M4 21.64 dBV/m
Grid 7 M4 17.72 dBV/m	Grid 8 M4 20.51 dBV/m	Grid 9 M4 20.5 dBV/m

Cursor:

Total = 25.63 dBV/m

E Category: M4

Location: -1.5, -25, 7.7 mm



0 dB = 19.12 V/m = 25.63 dBV/m

LTE Band 41

Communication System: UID 10173 - CAG, LTE-TDD (SC-FDMA, 1 RB, 20 MHz, 16-QAM); Frequency: 2549.5 MHz; Duty Cycle: 1:8.8736

Phantom section: RF Section

DASY5 Configuration:

- Probe: EF3DV3 - SN4064; ConvF(1, 1, 1) @ 2549.5 MHz; Calibrated: 2021-11-24
- Sensor-Surface: (Fix Surface)
- Electronics: DAE3 Sn479; Calibrated: 2021-10-12
- Phantom: HAC Test Arch with AMCC; Type: SD HAC P01 BB
- Measurement SW: DASY52, Version 52.10 (4);SEMCAD X Version 14.6.14 (7483)

LTE Band 41 PC2 E-Field measurement/Voice_ch 40185 RB 1/0/Hearing Aid Compatibility Test (101x101x1):

Interpolated grid: dx=0.5000 mm, dy=0.5000 mm
 Device Reference Point: 0, 0, -6.3 mm
 Reference Value = 11.87 V/m; Power Drift = 0.03 dB
 Applied MIF = -1.44 dB
 RF audio interference level = 25.24 dBV/m


Emission category: **M4**

MIF scaled E-field

Grid 1 M4 23.04 dBV/m	Grid 2 M4 25.24 dBV/m	Grid 3 M4 24.76 dBV/m
Grid 4 M4 18.82 dBV/m	Grid 5 M4 21.26 dBV/m	Grid 6 M4 21.05 dBV/m
Grid 7 M4 15.16 dBV/m	Grid 8 M4 18.31 dBV/m	Grid 9 M4 18.88 dBV/m

Cursor:

Total = 25.24 dBV/m
 E Category: M4
 Location: -1.5, -25, 7.7 mm



0 dB = 18.28 V/m = 25.24 dBV/m

LTE Band 41

Communication System: UID 10173 - CAG, LTE-TDD (SC-FDMA, 1 RB, 20 MHz, 16-QAM); Frequency: 2593 MHz; Duty Cycle: 1:8.8736

Phantom section: RF Section

DASY5 Configuration:

- Probe: EF3DV3 - SN4064; ConvF(1, 1, 1) @ 2593 MHz; Calibrated: 2021-11-24
- Sensor-Surface: (Fix Surface)
- Electronics: DAE3 Sn479; Calibrated: 2021-10-12
- Phantom: HAC Test Arch with AMCC; Type: SD HAC P01 BB
- Measurement SW: DASY52, Version 52.10 (4);SEMCAD X Version 14.6.14 (7483)

LTE Band 41 PC2 E-Field measurement/Voice_ch 40620 RB 1/0/Hearing Aid Compatibility Test (101x101x1): Interpolated grid: dx=0.5000 mm, dy=0.5000 mm

Device Reference Point: 0, 0, -6.3 mm

Reference Value = 14.70 V/m; Power Drift = -0.11 dB

Applied MIF = -1.44 dB

RF audio interference level = 25.04 dBV/m

Emission category: M4

MIF scaled E-field


Grid 1 M4 22.33 dBV/m	Grid 2 M4 25.04 dBV/m	Grid 3 M4 24.7 dBV/m
Grid 4 M4 20.08 dBV/m	Grid 5 M4 22.67 dBV/m	Grid 6 M4 22.47 dBV/m
Grid 7 M4 15.7 dBV/m	Grid 8 M4 16.23 dBV/m	Grid 9 M4 17.05 dBV/m

Cursor:

Total = 25.04 dBV/m

E Category: M4

Location: -2.5, -25, 7.7 mm



0 dB = 17.86 V/m = 25.04 dBV/m

LTE Band 41

Communication System: UID 10173 - CAG, LTE-TDD (SC-FDMA, 1 RB, 20 MHz, 16-QAM); Frequency: 2636.5 MHz; Duty Cycle: 1:8.8736

Phantom section: RF Section

DASY5 Configuration:

- Probe: EF3DV3 - SN4064; ConvF(1, 1, 1) @ 2636.5 MHz; Calibrated: 2021-11-24
- Sensor-Surface: (Fix Surface)
- Electronics: DAE3 Sn479; Calibrated: 2021-10-12
- Phantom: HAC Test Arch with AMCC; Type: SD HAC P01 BB
- Measurement SW: DASY52, Version 52.10 (4);SEMCAD X Version 14.6.14 (7483)

LTE Band 41 PC2 E-Field measurement/Voice_ch 41055 RB 1/0/Hearing Aid Compatibility Test (101x101x1): Interpolated grid: dx=0.5000 mm, dy=0.5000 mm

Device Reference Point: 0, 0, -6.3 mm

Reference Value = 17.20 V/m; Power Drift = -0.03 dB

Applied MIF = -1.44 dB

RF audio interference level = 24.80 dBV/m

Emission category: M4

MIF scaled E-field


Grid 1 M4 22.69 dBV/m	Grid 2 M4 24.8 dBV/m	Grid 3 M4 24.39 dBV/m
Grid 4 M4 20.07 dBV/m	Grid 5 M4 22.9 dBV/m	Grid 6 M4 22.75 dBV/m
Grid 7 M4 15.66 dBV/m	Grid 8 M4 17.79 dBV/m	Grid 9 M4 17.27 dBV/m

Cursor:

Total = 24.80 dBV/m

E Category: M4

Location: -2, -25, 7.7 mm



0 dB = 17.37 V/m = 24.80 dBV/m

LTE Band 41

Communication System: UID 10173 - CAG, LTE-TDD (SC-FDMA, 1 RB, 20 MHz, 16-QAM); Frequency: 2680 MHz; Duty Cycle: 1:8.8736

Phantom section: RF Section

DASY5 Configuration:

- Probe: EF3DV3 - SN4064; ConvF(1, 1, 1) @ 2680 MHz; Calibrated: 2021-11-24
- Sensor-Surface: (Fix Surface)
- Electronics: DAE3 Sn479; Calibrated: 2021-10-12
- Phantom: HAC Test Arch with AMCC; Type: SD HAC P01 BB
- Measurement SW: DASY52, Version 52.10 (4);SEMCAD X Version 14.6.14 (7483)

LTE Band 41 PC2 E-Field measurement/Voice_ch 41490 RB 1/0/Hearing Aid Compatibility Test (101x101x1): Interpolated grid: dx=0.5000 mm, dy=0.5000 mm

Device Reference Point: 0, 0, -6.3 mm

Reference Value = 15.35 V/m; Power Drift = -0.03 dB

Applied MIF = -1.44 dB

RF audio interference level = 25.56 dBV/m

Emission category: **M4**

MIF scaled E-field


Grid 1 M4 23.37 dBV/m	Grid 2 M4 25.56 dBV/m	Grid 3 M4 24.96 dBV/m
Grid 4 M4 19.72 dBV/m	Grid 5 M4 22.72 dBV/m	Grid 6 M4 22.49 dBV/m
Grid 7 M4 15.18 dBV/m	Grid 8 M4 18.09 dBV/m	Grid 9 M4 18.16 dBV/m

Cursor:

Total = 25.56 dBV/m

E Category: M4

Location: -2, -25, 7.7 mm



0 dB = 18.96 V/m = 25.56 dBV/m

LTE Band 48

Communication System: UID 10173 - CAG, LTE-TDD (SC-FDMA, 1 RB, 20 MHz, 16-QAM); Frequency: 3560 MHz; Duty Cycle: 1:8.8736

Phantom section: RF Section

DASY5 Configuration:

- Probe: EF3DV3 - SN4064; ConvF(1, 1, 1) @ 3560 MHz; Calibrated: 2021-11-24
- Sensor-Surface: (Fix Surface)
- Electronics: DAE3 Sn479; Calibrated: 2021-10-12
- Phantom: HAC Test Arch with AMCC; Type: SD HAC P01 BB
- Measurement SW: DASY52, Version 52.10 (4);SEMCAD X Version 14.6.14 (7483)

LTE Band 48 E-Field measurement/Voice_ch 55340 RB 1/0/Hearing Aid Compatibility

Test (101x101x1): Interpolated grid: dx=0.5000 mm, dy=0.5000 mm

Device Reference Point: 0, 0, -6.3 mm

Reference Value = 27.17 V/m; Power Drift = -0.01 dB

Applied MIF = -1.44 dB

RF audio interference level = 25.60 dBV/m

Emission category: M4

MIF scaled E-field


Grid 1 M4 25.42 dBV/m	Grid 2 M4 25.6 dBV/m	Grid 3 M4 24.2 dBV/m
Grid 4 M4 24.03 dBV/m	Grid 5 M4 24.82 dBV/m	Grid 6 M4 23.77 dBV/m
Grid 7 M4 20.84 dBV/m	Grid 8 M4 21.25 dBV/m	Grid 9 M4 20.32 dBV/m

Cursor:

Total = 25.60 dBV/m

E Category: M4

Location: 3, -25, 7.7 mm



0 dB = 19.05 V/m = 25.60 dBV/m

LTE Band 48

Communication System: UID 10173 - CAG, LTE-TDD (SC-FDMA, 1 RB, 20 MHz, 16-QAM); Frequency: 3603.3 MHz; Duty Cycle: 1:8.8736

Phantom section: RF Section

DASY5 Configuration:

- Probe: EF3DV3 - SN4064; ConvF(1, 1, 1) @ 3603.3 MHz; Calibrated: 2021-11-24
- Sensor-Surface: (Fix Surface)
- Electronics: DAE3 Sn479; Calibrated: 2021-10-12
- Phantom: HAC Test Arch with AMCC; Type: SD HAC P01 BB
- Measurement SW: DASY52, Version 52.10 (4);SEMCAD X Version 14.6.14 (7483)

LTE Band 48 E-Field measurement/Voice_ch 55773 RB 1/0/Hearing Aid Compatibility

Test (101x101x1): Interpolated grid: dx=0.5000 mm, dy=0.5000 mm

Device Reference Point: 0, 0, -6.3 mm

Reference Value = 31.21 V/m; Power Drift = 0.06 dB

Applied MIF = -1.44 dB

RF audio interference level = 25.84 dBV/m

Emission category: M4

MIF scaled E-field


Grid 1 M4 25.59 dBV/m	Grid 2 M4 25.77 dBV/m	Grid 3 M4 25.11 dBV/m
Grid 4 M4 24.97 dBV/m	Grid 5 M4 25.84 dBV/m	Grid 6 M4 25.1 dBV/m
Grid 7 M4 22.4 dBV/m	Grid 8 M4 22.94 dBV/m	Grid 9 M4 21.91 dBV/m

Cursor:

Total = 25.84 dBV/m

E Category: M4

Location: 0, -6.5, 7.7 mm



0 dB = 19.59 V/m = 25.84 dBV/m

LTE Band 48

Communication System: UID 10173 - CAG, LTE-TDD (SC-FDMA, 1 RB, 20 MHz, 16-QAM); Frequency: 3646.7 MHz; Duty Cycle: 1:8.8736

Phantom section: RF Section

DASY5 Configuration:

- Probe: EF3DV3 - SN4064; ConvF(1, 1, 1) @ 3646.7 MHz; Calibrated: 2021-11-24
- Sensor-Surface: (Fix Surface)
- Electronics: DAE3 Sn479; Calibrated: 2021-10-12
- Phantom: HAC Test Arch with AMCC; Type: SD HAC P01 BB
- Measurement SW: DASY52, Version 52.10 (4);SEMCAD X Version 14.6.14 (7483)

LTE Band 48 E-Field measurement/Voice_ch 56207 RB 1/0/Hearing Aid Compatibility

Test (101x101x1): Interpolated grid: dx=0.5000 mm, dy=0.5000 mm

Device Reference Point: 0, 0, -6.3 mm

Reference Value = 31.20 V/m; Power Drift = -0.03 dB

Applied MIF = -1.44 dB

RF audio interference level = 25.53 dBV/m

Emission category: M4

MIF scaled E-field


Grid 1 M4 25.35 dBV/m	Grid 2 M4 25.49 dBV/m	Grid 3 M4 25.14 dBV/m
Grid 4 M4 24.28 dBV/m	Grid 5 M4 25.53 dBV/m	Grid 6 M4 25.14 dBV/m
Grid 7 M4 21.79 dBV/m	Grid 8 M4 22.61 dBV/m	Grid 9 M4 21.82 dBV/m

Cursor:

Total = 25.53 dBV/m

E Category: M4

Location: -2, -6.5, 7.7 mm



0 dB = 18.90 V/m = 25.53 dBV/m

LTE Band 48

Communication System: UID 10173 - CAG, LTE-TDD (SC-FDMA, 1 RB, 20 MHz, 16-QAM); Frequency: 3690 MHz; Duty Cycle: 1:8.8736

Phantom section: RF Section

DASY5 Configuration:

- Probe: EF3DV3 - SN4064; ConvF(1, 1, 1) @ 3690 MHz; Calibrated: 2021-11-24
- Sensor-Surface: (Fix Surface)
- Electronics: DAE3 Sn479; Calibrated: 2021-10-12
- Phantom: HAC Test Arch with AMCC; Type: SD HAC P01 BB
- Measurement SW: DASY52, Version 52.10 (4);SEMCAD X Version 14.6.14 (7483)

LTE Band 48 E-Field measurement/Voice_ch 56640 RB 1/0/Hearing Aid Compatibility

Test (101x101x1): Interpolated grid: dx=0.5000 mm, dy=0.5000 mm

Device Reference Point: 0, 0, -6.3 mm

Reference Value = 28.37 V/m; Power Drift = -0.03 dB

Applied MIF = -1.44 dB

RF audio interference level = 25.10 dBV/m

Emission category: M4

MIF scaled E-field


Grid 1 M4 25.1 dBV/m	Grid 2 M4 25.1 dBV/m	Grid 3 M4 23.81 dBV/m
Grid 4 M4 22.87 dBV/m	Grid 5 M4 24.36 dBV/m	Grid 6 M4 24.09 dBV/m
Grid 7 M4 21.34 dBV/m	Grid 8 M4 22.92 dBV/m	Grid 9 M4 22.61 dBV/m

Cursor:

Total = 25.10 dBV/m

E Category: M4

Location: 8.5, -25, 7.7 mm



0 dB = 17.98 V/m = 25.10 dBV/m

NR Band n41

Communication System: UID 10973 - AAA, 5G NR (DFT-s-OFDM, 1 RB, 100 MHz, QPSK, 30 kHz); Frequency: 2546.01 MHz; Duty Cycle: 1:8.05008

Phantom section: RF Section

DASY5 Configuration:

- Probe: EF3DV3 - SN4064; ConvF(1, 1, 1) @ 2546.01 MHz; Calibrated: 2021-11-24
- Sensor-Surface: (Fix Surface)
- Electronics: DAE3 Sn479; Calibrated: 2021-10-12
- Phantom: HAC Test Arch with AMCC; Type: SD HAC P01 BB
- Measurement SW: DASY52, Version 52.10 (4);SEMCAD X Version 14.6.14 (7483)

NR Band n41 E-Field measurement/Voice_ch 509202 RB 1/1/Hearing Aid Compatibility

Test (101x101x1): Interpolated grid: dx=0.5000 mm, dy=0.5000 mm

Device Reference Point: 0, 0, -6.3 mm

Reference Value = 13.63 V/m; Power Drift = 0.09 dB

Applied MIF = -1.64 dB

RF audio interference level = 22.84 dBV/m

Emission category: M4

MIF scaled E-field


Grid 1 M4 21.43 dBV/m	Grid 2 M4 22.84 dBV/m	Grid 3 M4 22.27 dBV/m
Grid 4 M4 17.61 dBV/m	Grid 5 M4 20.5 dBV/m	Grid 6 M4 20.47 dBV/m
Grid 7 M4 14.77 dBV/m	Grid 8 M4 17.91 dBV/m	Grid 9 M4 17.96 dBV/m

Cursor:

Total = 22.84 dBV/m

E Category: M4

Location: -1.5, -25, 7.7 mm



0 dB = 13.86 V/m = 22.84 dBV/m

NR Band n41

Communication System: UID 10973 - AAA, 5G NR (DFT-s-OFDM, 1 RB, 100 MHz, QPSK, 30 kHz); Frequency: 2592.99 MHz; Duty Cycle: 1:8.05008

Phantom section: RF Section

DASY5 Configuration:

- Probe: EF3DV3 - SN4064; ConvF(1, 1, 1) @ 2592.99 MHz; Calibrated: 2021-11-24
- Sensor-Surface: (Fix Surface)
- Electronics: DAE3 Sn479; Calibrated: 2021-10-12
- Phantom: HAC Test Arch with AMCC; Type: SD HAC P01 BB
- Measurement SW: DASY52, Version 52.10 (4);SEMCAD X Version 14.6.14 (7483)

NR Band n41 E-Field measurement/Voice_ch 518598 RB 1/1/Hearing Aid Compatibility

Test (101x101x1): Interpolated grid: dx=0.5000 mm, dy=0.5000 mm

Device Reference Point: 0, 0, -6.3 mm

Reference Value = 16.21 V/m; Power Drift = -0.12 dB

Applied MIF = -1.64 dB

RF audio interference level = 23.35 dBV/m

Emission category: M4

MIF scaled E-field


Grid 1 M4 21.31 dBV/m	Grid 2 M4 23.35 dBV/m	Grid 3 M4 22.91 dBV/m
Grid 4 M4 18.35 dBV/m	Grid 5 M4 21.49 dBV/m	Grid 6 M4 21.32 dBV/m
Grid 7 M4 15.88 dBV/m	Grid 8 M4 18.73 dBV/m	Grid 9 M4 18.74 dBV/m

Cursor:

Total = 23.35 dBV/m

E Category: M4

Location: -2, -25, 7.7 mm



0 dB = 14.70 V/m = 23.35 dBV/m

NR Band n41

Communication System: UID 10973 - AAA, 5G NR (DFT-s-OFDM, 1 RB, 100 MHz, QPSK, 30 kHz); Frequency: 2640 MHz; Duty Cycle: 1:8.05008

Phantom section: RF Section

DASY5 Configuration:

- Probe: EF3DV3 - SN4064; ConvF(1, 1, 1) @ 2640 MHz; Calibrated: 2021-11-24
- Sensor-Surface: (Fix Surface)
- Electronics: DAE3 Sn479; Calibrated: 2021-10-12
- Phantom: HAC Test Arch with AMCC; Type: SD HAC P01 BB
- Measurement SW: DASY52, Version 52.10 (4);SEMCAD X Version 14.6.14 (7483)

NR Band n41 E-Field measurement/Voice_ch 528000 RB 1/1/Hearing Aid Compatibility

Test (101x101x1): Interpolated grid: dx=0.5000 mm, dy=0.5000 mm

Device Reference Point: 0, 0, -6.3 mm

Reference Value = 14.53 V/m; Power Drift = 0.07 dB

Applied MIF = -1.64 dB

RF audio interference level = 22.62 dBV/m

Emission category: M4

MIF scaled E-field


Grid 1 M4 20.36 dBV/m	Grid 2 M4 22.62 dBV/m	Grid 3 M4 22.22 dBV/m
Grid 4 M4 16.77 dBV/m	Grid 5 M4 20.78 dBV/m	Grid 6 M4 20.77 dBV/m
Grid 7 M4 16.72 dBV/m	Grid 8 M4 18.92 dBV/m	Grid 9 M4 18.93 dBV/m

Cursor:

Total = 22.62 dBV/m

E Category: M4

Location: -2, -25, 7.7 mm



0 dB = 13.52 V/m = 22.62 dBV/m

NR Band n41

Communication System: UID 10973 - AAA, 5G NR (DFT-s-OFDM, 1 RB, 100 MHz, QPSK, 30 kHz); Frequency: 2546.01 MHz; Duty Cycle: 1:8.05008

Phantom section: RF Section

DASY5 Configuration:

- Probe: EF3DV3 - SN4064; ConvF(1, 1, 1) @ 2546.01 MHz; Calibrated: 2021-11-24
- Sensor-Surface: (Fix Surface)
- Electronics: DAE3 Sn479; Calibrated: 2021-10-12
- Phantom: HAC Test Arch with AMCC; Type: SD HAC P01 BB
- Measurement SW: DASY52, Version 52.10 (4);SEMCAD X Version 14.6.14 (7483)

NR Band n41 PC2 E-Field measurement/Voice_ch 509202 RB 1/1/Hearing Aid Compatibility Test (101x101x1): Interpolated grid: dx=0.5000 mm, dy=0.5000 mm

Device Reference Point: 0, 0, -6.3 mm

Reference Value = 16.20 V/m; Power Drift = 0.06 dB

Applied MIF = -1.64 dB

RF audio interference level = 24.33 dBV/m

Emission category: **M4**

MIF scaled E-field


Grid 1 M4 23.05 dBV/m	Grid 2 M4 24.33 dBV/m	Grid 3 M4 23.89 dBV/m
Grid 4 M4 19.33 dBV/m	Grid 5 M4 22.02 dBV/m	Grid 6 M4 21.95 dBV/m
Grid 7 M4 16.22 dBV/m	Grid 8 M4 19.36 dBV/m	Grid 9 M4 19.37 dBV/m

Cursor:

Total = 24.33 dBV/m

E Category: M4

Location: -1.5, -25, 7.7 mm



0 dB = 16.47 V/m = 24.33 dBV/m

NR Band n41

Communication System: UID 10973 - AAA, 5G NR (DFT-s-OFDM, 1 RB, 100 MHz, QPSK, 30 kHz); Frequency: 2592.99 MHz; Duty Cycle: 1:8.05008

Phantom section: RF Section

DASY5 Configuration:

- Probe: EF3DV3 - SN4064; ConvF(1, 1, 1) @ 2592.99 MHz; Calibrated: 2021-11-24
- Sensor-Surface: (Fix Surface)
- Electronics: DAE3 Sn479; Calibrated: 2021-10-12
- Phantom: HAC Test Arch with AMCC; Type: SD HAC P01 BB
- Measurement SW: DASY52, Version 52.10 (4);SEMCAD X Version 14.6.14 (7483)

NR Band n41 PC2 E-Field measurement/Voice_ch 518598 RB 1/1/Hearing Aid Compatibility Test (101x101x1): Interpolated grid: dx=0.5000 mm, dy=0.5000 mm

Device Reference Point: 0, 0, -6.3 mm

Reference Value = 19.96 V/m; Power Drift = -0.04 dB

Applied MIF = -1.64 dB

RF audio interference level = 25.27 dBV/m

Emission category: **M4**

MIF scaled E-field


Grid 1 M4 23.2 dBV/m	Grid 2 M4 25.27 dBV/m	Grid 3 M4 24.84 dBV/m
Grid 4 M4 20.28 dBV/m	Grid 5 M4 23.42 dBV/m	Grid 6 M4 23.28 dBV/m
Grid 7 M4 17.14 dBV/m	Grid 8 M4 20.82 dBV/m	Grid 9 M4 20.82 dBV/m

Cursor:

Total = 25.27 dBV/m

E Category: M4

Location: -2, -25, 7.7 mm



0 dB = 18.35 V/m = 25.27 dBV/m

NR Band n41

Communication System: UID 10973 - AAA, 5G NR (DFT-s-OFDM, 1 RB, 100 MHz, QPSK, 30 kHz); Frequency: 2640 MHz;
 Duty Cycle: 1:8.05008

Phantom section: RF Section

DASY5 Configuration:

- Probe: EF3DV3 - SN4064; ConvF(1, 1, 1) @ 2640 MHz; Calibrated: 2021-11-24
- Sensor-Surface: (Fix Surface)
- Electronics: DAE3 Sn479; Calibrated: 2021-10-12
- Phantom: HAC Test Arch with AMCC; Type: SD HAC P01 BB
- Measurement SW: DASY52, Version 52.10 (4);SEMCAD X Version 14.6.14 (7483)

NR Band n41 PC2 E-Field measurement/Voice_ch 528000 RB 1/1/Hearing Aid Compatibility Test (101x101x1): Interpolated grid: dx=0.5000 mm, dy=0.5000 mm

Device Reference Point: 0, 0, -6.3 mm

Reference Value = 18.06 V/m; Power Drift = 0.10 dB

Applied MIF = -1.64 dB

RF audio interference level = 24.53 dBV/m

Emission category: **M4**

MIF scaled E-field

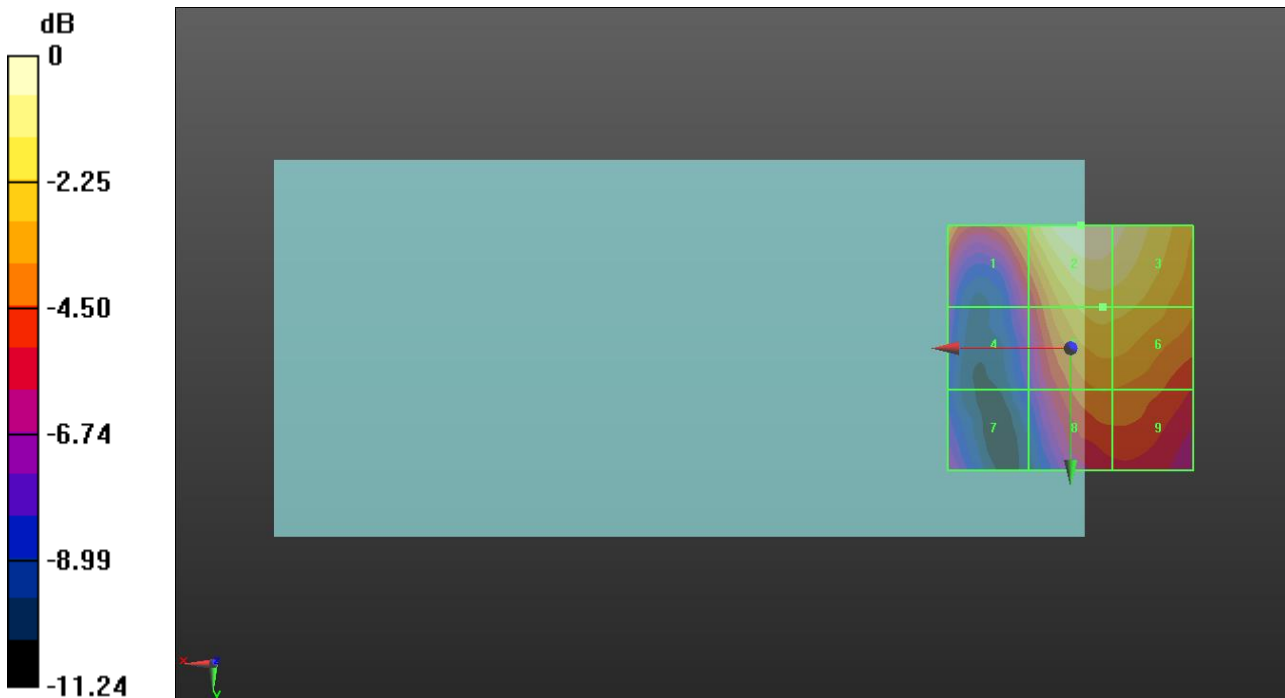
Grid 1 M4 22.25 dBV/m	Grid 2 M4 24.53 dBV/m	Grid 3 M4 24.1 dBV/m
Grid 4 M4 18.51 dBV/m	Grid 5 M4 22.66 dBV/m	Grid 6 M4 22.6 dBV/m
Grid 7 M4 18.04 dBV/m	Grid 8 M4 20.83 dBV/m	Grid 9 M4 20.77 dBV/m

Cursor:

Total = 24.53 dBV/m

E Category: M4

Location: -2, -25, 7.7 mm



0 dB = 16.84 V/m = 24.53 dBV/m

NR Band n48

Communication System: UID 10973 - AAA, 5G NR (DFT-s-OFDM, 1 RB, 100 MHz, QPSK, 30 kHz); Frequency: 3570 MHz;
 Duty Cycle: 1:8.05008

Phantom section: RF Section

DASY5 Configuration:

- Probe: EF3DV3 - SN4064; ConvF(1, 1, 1) @ 3570 MHz; Calibrated: 2021-11-24
- Sensor-Surface: (Fix Surface)
- Electronics: DAE3 Sn479; Calibrated: 2021-10-12
- Phantom: HAC Test Arch with AMCC; Type: SD HAC P01 BB
- Measurement SW: DASY52, Version 52.10 (4);SEMCAD X Version 14.6.14 (7483)

NR Band n48 E-Field measurement/Voice_ch 638000 RB 1/1/Hearing Aid Compatibility

Test (101x101x1): Interpolated grid: dx=0.5000 mm, dy=0.5000 mm

Device Reference Point: 0, 0, -6.3 mm

Reference Value = 15.45 V/m; Power Drift = 0.01 dB

Applied MIF = -1.64 dB

RF audio interference level = 24.79 dBV/m

Emission category: M4

MIF scaled E-field


Grid 1 M4 24.55 dBV/m	Grid 2 M4 24.79 dBV/m	Grid 3 M4 22.34 dBV/m
Grid 4 M4 19.61 dBV/m	Grid 5 M4 19.79 dBV/m	Grid 6 M4 19.41 dBV/m
Grid 7 M4 17.88 dBV/m	Grid 8 M4 18.02 dBV/m	Grid 9 M4 18.02 dBV/m

Cursor:

Total = 24.79 dBV/m

E Category: M4

Location: 5, -25, 7.7 mm



0 dB = 17.36 V/m = 24.79 dBV/m

NR Band n48

Communication System: UID 10973 - AAA, 5G NR (DFT-s-OFDM, 1 RB, 100 MHz, QPSK, 30 kHz); Frequency: 3606.66 MHz; Duty Cycle: 1:8.05008

Phantom section: RF Section

DASY5 Configuration:

- Probe: EF3DV3 - SN4064; ConvF(1, 1, 1) @ 3606.66 MHz; Calibrated: 2021-11-24
- Sensor-Surface: (Fix Surface)
- Electronics: DAE3 Sn479; Calibrated: 2021-10-12
- Phantom: HAC Test Arch with AMCC; Type: SD HAC P01 BB
- Measurement SW: DASY52, Version 52.10 (4);SEMCAD X Version 14.6.14 (7483)

NR Band n48 E-Field measurement/Voice_ch 640444 RB 1/1/Hearing Aid Compatibility

Test (101x101x1): Interpolated grid: dx=0.5000 mm, dy=0.5000 mm

Device Reference Point: 0, 0, -6.3 mm

Reference Value = 16.16 V/m; Power Drift = -0.00 dB

Applied MIF = -1.64 dB

RF audio interference level = 24.84 dBV/m

Emission category: M4

MIF scaled E-field


Grid 1 M4 24.6 dBV/m	Grid 2 M4 24.84 dBV/m	Grid 3 M4 22.94 dBV/m
Grid 4 M4 20.47 dBV/m	Grid 5 M4 20.8 dBV/m	Grid 6 M4 20.18 dBV/m
Grid 7 M4 17.3 dBV/m	Grid 8 M4 18.53 dBV/m	Grid 9 M4 18.19 dBV/m

Cursor:

Total = 24.84 dBV/m

E Category: M4

Location: 3, -25, 7.7 mm



0 dB = 17.47 V/m = 24.85 dBV/m

NR Band n48

Communication System: UID 10973 - AAA, 5G NR (DFT-s-OFDM, 1 RB, 100 MHz, QPSK, 30 kHz); Frequency: 3643.32 MHz; Duty Cycle: 1:8.05008

Phantom section: RF Section

DASY5 Configuration:

- Probe: EF3DV3 - SN4064; ConvF(1, 1, 1) @ 3643.32 MHz; Calibrated: 2021-11-24
- Sensor-Surface: (Fix Surface)
- Electronics: DAE3 Sn479; Calibrated: 2021-10-12
- Phantom: HAC Test Arch with AMCC; Type: SD HAC P01 BB
- Measurement SW: DASY52, Version 52.10 (4);SEMCAD X Version 14.6.14 (7483)

NR Band n48 E-Field measurement/Voice_ch 642888 RB 1/1/Hearing Aid Compatibility

Test (101x101x1): Interpolated grid: dx=0.5000 mm, dy=0.5000 mm

Device Reference Point: 0, 0, -6.3 mm

Reference Value = 20.94 V/m; Power Drift = -0.04 dB

Applied MIF = -1.64 dB

RF audio interference level = 25.19 dBV/m

Emission category: M4

MIF scaled E-field


Grid 1 M4 25.04 dBV/m	Grid 2 M4 25.19 dBV/m	Grid 3 M4 23.44 dBV/m
Grid 4 M4 21.69 dBV/m	Grid 5 M4 22.13 dBV/m	Grid 6 M4 21.8 dBV/m
Grid 7 M4 18.05 dBV/m	Grid 8 M4 19.44 dBV/m	Grid 9 M4 19.15 dBV/m

Cursor:

Total = 25.19 dBV/m

E Category: M4

Location: 5, -25, 7.7 mm



0 dB = 18.17 V/m = 25.19 dBV/m

NR Band n48

Communication System: UID 10973 - AAA, 5G NR (DFT-s-OFDM, 1 RB, 100 MHz, QPSK, 30 kHz); Frequency: 3679.98 MHz;
 Duty Cycle: 1:8.05008

Phantom section: RF Section

DASY5 Configuration:

- Probe: EF3DV3 - SN4064; ConvF(1, 1, 1) @ 3679.98 MHz; Calibrated: 2021-11-24
- Sensor-Surface: (Fix Surface)
- Electronics: DAE3 Sn479; Calibrated: 2021-10-12
- Phantom: HAC Test Arch with AMCC; Type: SD HAC P01 BB
- Measurement SW: DASY52, Version 52.10 (4);SEMCAD X Version 14.6.14 (7483)

NR Band n48 E-Field measurement/Voice_ch 645332 RB 1/1/Hearing Aid Compatibility

Test (101x101x1): Interpolated grid: dx=0.5000 mm, dy=0.5000 mm

Device Reference Point: 0, 0, -6.3 mm

Reference Value = 20.88 V/m; Power Drift = 0.05 dB

Applied MIF = -1.64 dB

RF audio interference level = 24.79 dBV/m

Emission category: M4

MIF scaled E-field


Grid 1 M4 24.75 dBV/m	Grid 2 M4 24.79 dBV/m	Grid 3 M4 23.15 dBV/m
Grid 4 M4 21.38 dBV/m	Grid 5 M4 22.15 dBV/m	Grid 6 M4 21.94 dBV/m
Grid 7 M4 17.69 dBV/m	Grid 8 M4 19.7 dBV/m	Grid 9 M4 19.58 dBV/m

Cursor:

Total = 24.79 dBV/m

E Category: M4

Location: 6.5, -25, 7.7 mm



0 dB = 17.35 V/m = 24.79 dBV/m

NR Band n77

Communication System: UID 10973 - AAA, 5G NR (DFT-s-OFDM, 1 RB, 100 MHz, QPSK, 30 kHz); Frequency: 3500.01 MHz; Duty Cycle: 1:8.05008

Phantom section: RF Section

DASY5 Configuration:

- Probe: EF3DV3 - SN4064; ConvF(1, 1, 1) @ 3500.01 MHz; Calibrated: 2021-11-24
- Sensor-Surface: (Fix Surface)
- Electronics: DAE3 Sn479; Calibrated: 2021-10-12
- Phantom: HAC Test Arch with AMCC; Type: SD HAC P01 BB
- Measurement SW: DASY52, Version 52.10 (4);SEMCAD X Version 14.6.14 (7483)

NR Band n77 E-Field measurement/Voice_ch 633334 RB 1/1/Hearing Aid Compatibility

Test (101x101x1): Interpolated grid: dx=0.5000 mm, dy=0.5000 mm

Device Reference Point: 0, 0, -6.3 mm

Reference Value = 16.40 V/m; Power Drift = -0.02 dB

Applied MIF = -1.64 dB

RF audio interference level = 21.38 dBV/m

Emission category: M4

MIF scaled E-field


Grid 1 M4 21.33 dBV/m	Grid 2 M4 21.38 dBV/m	Grid 3 M4 18.73 dBV/m
Grid 4 M4 16.43 dBV/m	Grid 5 M4 18.71 dBV/m	Grid 6 M4 18.59 dBV/m
Grid 7 M4 16.4 dBV/m	Grid 8 M4 18.27 dBV/m	Grid 9 M4 17.76 dBV/m

Cursor:

Total = 21.38 dBV/m

E Category: M4

Location: 7, -25, 7.7 mm



0 dB = 11.72 V/m = 21.38 dBV/m

NR Band n77

Communication System: UID 10973 - AAA, 5G NR (DFT-s-OFDM, 1 RB, 100 MHz, QPSK, 30 kHz); Frequency: 3750 MHz; Duty Cycle: 1:8.05008

Phantom section: RF Section

DASY5 Configuration:

- Probe: EF3DV3 - SN4064; ConvF(1, 1, 1) @ 3750 MHz; Calibrated: 2021-11-24
- Sensor-Surface: (Fix Surface)
- Electronics: DAE3 Sn479; Calibrated: 2021-10-12
- Phantom: HAC Test Arch with AMCC; Type: SD HAC P01 BB
- Measurement SW: DASY52, Version 52.10 (4);SEMCAD X Version 14.6.14 (7483)

NR Band n77 E-Field measurement/Voice_ch 650000 RB 1/1/Hearing Aid Compatibility

Test (101x101x1): Interpolated grid: dx=0.5000 mm, dy=0.5000 mm

Device Reference Point: 0, 0, -6.3 mm

Reference Value = 16.63 V/m; Power Drift = -0.10 dB

Applied MIF = -1.64 dB

RF audio interference level = 23.59 dBV/m

Emission category: M4

MIF scaled E-field


Grid 1 M4 23.43 dBV/m	Grid 2 M4 23.59 dBV/m	Grid 3 M4 21.93 dBV/m
Grid 4 M4 19.48 dBV/m	Grid 5 M4 20.02 dBV/m	Grid 6 M4 19.94 dBV/m
Grid 7 M4 15.67 dBV/m	Grid 8 M4 17.71 dBV/m	Grid 9 M4 17.75 dBV/m

Cursor:

Total = 23.59 dBV/m

E Category: M4

Location: 5.5, -25, 7.7 mm



0 dB = 15.12 V/m = 23.59 dBV/m

NR Band n77

Communication System: UID 10973 - AAA, 5G NR (DFT-s-OFDM, 1 RB, 100 MHz, QPSK, 30 kHz); Frequency: 3840 MHz;
 Duty Cycle: 1:8.05008

Phantom section: RF Section

DASY5 Configuration:

- Probe: EF3DV3 - SN4064; ConvF(1, 1, 1) @ 3840 MHz; Calibrated: 2021-11-24
- Sensor-Surface: (Fix Surface)
- Electronics: DAE3 Sn479; Calibrated: 2021-10-12
- Phantom: HAC Test Arch with AMCC; Type: SD HAC P01 BB
- Measurement SW: DASY52, Version 52.10 (4);SEMCAD X Version 14.6.14 (7483)

NR Band n77 E-Field measurement/Voice_ch 656000 RB 1/1/Hearing Aid Compatibility

Test (101x101x1): Interpolated grid: dx=0.5000 mm, dy=0.5000 mm

Device Reference Point: 0, 0, -6.3 mm

Reference Value = 21.15 V/m; Power Drift = 0.03 dB

Applied MIF = -1.64 dB

RF audio interference level = 24.47 dBV/m

Emission category: M4

MIF scaled E-field


Grid 1 M4 24.02 dBV/m	Grid 2 M4 24.47 dBV/m	Grid 3 M4 23.13 dBV/m
Grid 4 M4 20.86 dBV/m	Grid 5 M4 22.16 dBV/m	Grid 6 M4 21.99 dBV/m
Grid 7 M4 18.46 dBV/m	Grid 8 M4 20.09 dBV/m	Grid 9 M4 19.94 dBV/m

Cursor:

Total = 24.47 dBV/m

E Category: M4

Location: 2.5, -25, 7.7 mm



0 dB = 16.73 V/m = 24.47 dBV/m

NR Band n77

Communication System: UID 10973 - AAA, 5G NR (DFT-s-OFDM, 1 RB, 100 MHz, QPSK, 30 kHz); Frequency: 3930 MHz;
 Duty Cycle: 1:8.05008

Phantom section: RF Section

DASY5 Configuration:

- Probe: EF3DV3 - SN4064; ConvF(1, 1, 1) @ 3930 MHz; Calibrated: 2021-11-24
- Sensor-Surface: (Fix Surface)
- Electronics: DAE3 Sn479; Calibrated: 2021-10-12
- Phantom: HAC Test Arch with AMCC; Type: SD HAC P01 BB
- Measurement SW: DASY52, Version 52.10 (4);SEMCAD X Version 14.6.14 (7483)

NR Band n77 E-Field measurement/Voice_ch 662000 RB 1/1/Hearing Aid Compatibility

Test (101x101x1): Interpolated grid: dx=0.5000 mm, dy=0.5000 mm

Device Reference Point: 0, 0, -6.3 mm

Reference Value = 21.64 V/m; Power Drift = 0.01 dB

Applied MIF = -1.64 dB

RF audio interference level = 24.33 dBV/m

Emission category: M4

MIF scaled E-field


Grid 1 M4 23.56 dBV/m	Grid 2 M4 24.33 dBV/m	Grid 3 M4 23.13 dBV/m
Grid 4 M4 19.46 dBV/m	Grid 5 M4 21.94 dBV/m	Grid 6 M4 21.77 dBV/m
Grid 7 M4 18.68 dBV/m	Grid 8 M4 21.06 dBV/m	Grid 9 M4 20.82 dBV/m

Cursor:

Total = 24.33 dBV/m

E Category: M4

Location: 1.5, -25, 7.7 mm



0 dB = 16.47 V/m = 24.33 dBV/m

NR Band n77

Communication System: UID 10973 - AAA, 5G NR (DFT-s-OFDM, 1 RB, 100 MHz, QPSK, 30 kHz); Frequency: 3500.01 MHz; Duty Cycle: 1:8.05008

Phantom section: RF Section

DASY5 Configuration:

- Probe: EF3DV3 - SN4064; ConvF(1, 1, 1) @ 3500.01 MHz; Calibrated: 2021-11-24
- Sensor-Surface: (Fix Surface)
- Electronics: DAE3 Sn479; Calibrated: 2021-10-12
- Phantom: HAC Test Arch with AMCC; Type: SD HAC P01 BB
- Measurement SW: DASY52, Version 52.10 (4);SEMCAD X Version 14.6.14 (7483)

NR Band n77 PC2 E-Field measurement/Voice_ch 633334 RB 1/1/Hearing Aid

Compatibility Test (101x101x1): Interpolated grid: dx=0.5000 mm, dy=0.5000 mm

Device Reference Point: 0, 0, -6.3 mm

Reference Value = 18.51 V/m; Power Drift = 0.09 dB

Applied MIF = -1.64 dB

RF audio interference level = 22.40 dBV/m

Emission category: M4

MIF scaled E-field


Grid 1 M4 22.38 dBV/m	Grid 2 M4 22.4 dBV/m	Grid 3 M4 19.79 dBV/m
Grid 4 M4 17.36 dBV/m	Grid 5 M4 19.82 dBV/m	Grid 6 M4 19.65 dBV/m
Grid 7 M4 17.2 dBV/m	Grid 8 M4 19.27 dBV/m	Grid 9 M4 18.76 dBV/m

Cursor:

Total = 22.40 dBV/m

E Category: M4

Location: 7.5, -25, 7.7 mm



0 dB = 13.19 V/m = 22.40 dBV/m

NR Band n77

Communication System: UID 10973 - AAA, 5G NR (DFT-s-OFDM, 1 RB, 100 MHz, QPSK, 30 kHz); Frequency: 3750 MHz; Duty Cycle: 1:8.05008

Phantom section: RF Section

DASY5 Configuration:

- Probe: EF3DV3 - SN4064; ConvF(1, 1, 1) @ 3750 MHz; Calibrated: 2021-11-24
- Sensor-Surface: (Fix Surface)
- Electronics: DAE3 Sn479; Calibrated: 2021-10-12
- Phantom: HAC Test Arch with AMCC; Type: SD HAC P01 BB
- Measurement SW: DASY52, Version 52.10 (4);SEMCAD X Version 14.6.14 (7483)

NR Band n77 PC2 E-Field measurement/Voice_ch 650000 RB 1/1/Hearing Aid

Compatibility Test (101x101x1): Interpolated grid: dx=0.5000 mm, dy=0.5000 mm

Device Reference Point: 0, 0, -6.3 mm

Reference Value = 18.76 V/m; Power Drift = -0.11 dB

Applied MIF = -1.64 dB

RF audio interference level = 24.73 dBV/m

Emission category: M4

MIF scaled E-field


Grid 1 M4 24.62 dBV/m	Grid 2 M4 24.73 dBV/m	Grid 3 M4 23.2 dBV/m
Grid 4 M4 20.62 dBV/m	Grid 5 M4 21.35 dBV/m	Grid 6 M4 21.29 dBV/m
Grid 7 M4 16.81 dBV/m	Grid 8 M4 19.25 dBV/m	Grid 9 M4 19.25 dBV/m

Cursor:

Total = 24.73 dBV/m

E Category: M4

Location: 5, -25, 7.7 mm



0 dB = 17.25 V/m = 24.74 dBV/m

NR Band n77

Communication System: UID 10973 - AAA, 5G NR (DFT-s-OFDM, 1 RB, 100 MHz, QPSK, 30 kHz); Frequency: 3840 MHz;

Duty Cycle: 1:8.05008

Phantom section: RF Section

DASY5 Configuration:

- Probe: EF3DV3 - SN4064; ConvF(1, 1, 1) @ 3840 MHz; Calibrated: 2021-11-24

- Sensor-Surface: (Fix Surface)

- Electronics: DAE3 Sn479; Calibrated: 2021-10-12

- Phantom: HAC Test Arch with AMCC; Type: SD HAC P01 BB

- Measurement SW: DASY52, Version 52.10 (4);SEMCAD X Version 14.6.14 (7483)

NR Band n77 PC2 E-Field measurement/Voice_ch 656000 RB 1/1/Hearing Aid

Compatibility Test (101x101x1): Interpolated grid: dx=0.5000 mm, dy=0.5000 mm

Device Reference Point: 0, 0, -6.3 mm

Reference Value = 24.43 V/m; Power Drift = -0.05 dB

Applied MIF = -1.64 dB

RF audio interference level = 25.55 dBV/m

Emission category: M4

MIF scaled E-field


Grid 1 M4 25.03 dBV/m	Grid 2 M4 25.55 dBV/m	Grid 3 M4 24.17 dBV/m
Grid 4 M4 21.64 dBV/m	Grid 5 M4 23.16 dBV/m	Grid 6 M4 22.99 dBV/m
Grid 7 M4 19.07 dBV/m	Grid 8 M4 20.89 dBV/m	Grid 9 M4 20.75 dBV/m

Cursor:

Total = 25.55 dBV/m

E Category: M4

Location: 2.5, -25, 7.7 mm



0 dB = 18.94 V/m = 25.55 dBV/m

NR Band n77

Communication System: UID 10973 - AAA, 5G NR (DFT-s-OFDM, 1 RB, 100 MHz, QPSK, 30 kHz); Frequency: 3930 MHz;
 Duty Cycle: 1:8.05008

Phantom section: RF Section

DASY5 Configuration:

- Probe: EF3DV3 - SN4064; ConvF(1, 1, 1) @ 3930 MHz; Calibrated: 2021-11-24
- Sensor-Surface: (Fix Surface)
- Electronics: DAE3 Sn479; Calibrated: 2021-10-12
- Phantom: HAC Test Arch with AMCC; Type: SD HAC P01 BB
- Measurement SW: DASY52, Version 52.10 (4);SEMCAD X Version 14.6.14 (7483)

NR Band n77 PC2 E-Field measurement/Voice_ch 662000 RB 1/1/Hearing Aid

Compatibility Test (101x101x1): Interpolated grid: dx=0.5000 mm, dy=0.5000 mm

Device Reference Point: 0, 0, -6.3 mm

Reference Value = 24.60 V/m; Power Drift = 0.03 dB

Applied MIF = -1.64 dB

RF audio interference level = 25.47 dBV/m

Emission category: M4

MIF scaled E-field


Grid 1 M4 24.73 dBV/m	Grid 2 M4 25.47 dBV/m	Grid 3 M4 24.37 dBV/m
Grid 4 M4 20.68 dBV/m	Grid 5 M4 23.02 dBV/m	Grid 6 M4 22.92 dBV/m
Grid 7 M4 19.86 dBV/m	Grid 8 M4 22.23 dBV/m	Grid 9 M4 22.05 dBV/m

Cursor:

Total = 25.47 dBV/m

E Category: M4

Location: 1.5, -25, 7.7 mm



0 dB = 18.77 V/m = 25.47 dBV/m