

20220620_SystemPerformanceCheck-D1900V2 SN 5d190

Frequency: 1900 MHz; Duty Cycle: 1:1; Room Ambient Temperature: 23.0°C; Liquid Temperature: 22.0°C

Medium parameters used: $f = 1900$ MHz; $\sigma = 1.428$ S/m; $\epsilon_r = 39.156$; $\rho = 1000$ kg/m³

DASY5 Configuration:

- Area Scan Setting: Find Secondary Maximum Within: 2.0 dB and with a peak SAR value greater than 0.012W/kg
- Averaged Fast SAR: Polynomial fit
- Electronics: DAE4 Sn912; Calibrated: 2021-11-22
- Probe: EX3DV4 - SN7376; ConvF(8.48, 8.48, 8.48) @ 1900 MHz; Calibrated: 2021-07-30
- Sensor-Surface: 1.4mm (Mechanical Surface Detection)
- Phantom: Twin-SAM V5.0 (20deg probe tilt); Type: QD 000 P40 CD; Serial: 1751

Head/1900 MHz, Pin=100 mW CW/Area Scan (7x7x1): Measurement grid: dx=15mm, dy=15mm

Maximum value of SAR (measured) = 6.78 W/kg


Head/1900 MHz, Pin=100 mW CW/Zoom Scan (5x5x7)/Cube 0: Measurement grid: dx=8mm, dy=8mm, dz=5mm

Reference Value = 63.17 V/m; Power Drift = 0.10 dB

Peak SAR (extrapolated) = 8.56 W/kg

SAR(1 g) = 4.22 W/kg; SAR(10 g) = 2.13 W/kg

Maximum value of SAR (measured) = 6.93 W/kg



0 dB = 6.93 W/kg = 8.41 dBW/kg

Measurement Report for Device, UID 0 -, Channel 0 (750.0MHz-SN 1205)

Exposure Conditions

Phantom Section, TSL	Position, Test Distance [mm]	Band	Group, UID	Frequency [MHz], Channel Number	Conversion Factor	TSL Conductivity [S/m]	TSL Permittivity
Flat, HSL			0--	750.0,0	11.13	0.887	42.4

Hardware Setup

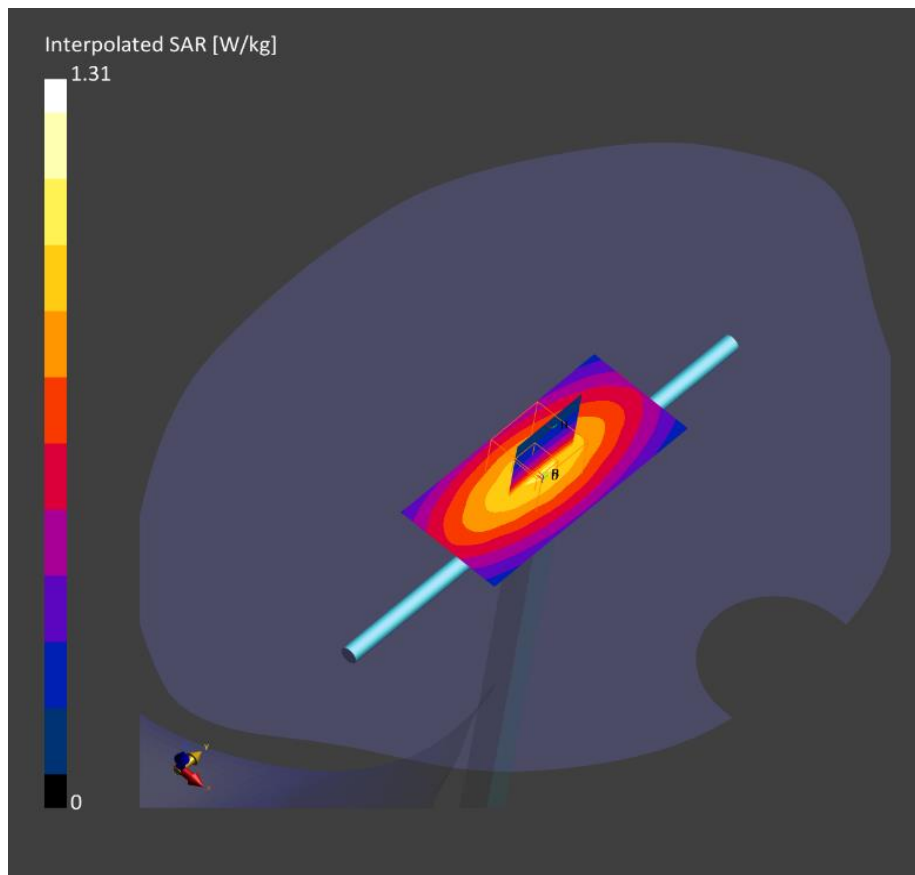
Phantom	TSL, Measured Date	Probe, Calibration Date	DAE, Calibration Date
Twin-SAM V8.0 (30deg probe tilt) - 2043	HBBL-600-10000, 2022-Jun-21	EX3DV4 - SN7330, 2022-01-28	DAE4 Sn1494, 2021-07-27

Scan Setup

	Area Scan	Zoom Scan
Grid Extents [mm]	40.0 x 90.0	30.0 x 30.0 x 30.0
Grid Steps [mm]	10.0 x 15.0	6.0 x 6.0 x 1.5
Sensor Surface [mm]	3.0	1.4

Measurement Results

	Area Scan	Zoom Scan
Date	2022-06-21	2022-06-21
psSAR1g [W/kg]	0.878	0.873
psSAR10g [W/kg]	0.587	0.583
Power Drift [dB]		0.00



Measurement Report for Device, UID 0 -, Channel 0 (1900.0MHz-5d190)

Exposure Conditions

Phantom Section, TSL	Position, Test Distance [mm]	Band	Group, UID	Frequency [MHz], Channel Number	Conversion Factor	TSL Conductivity [S/m]	TSL Permittivity
Flat, HSL			0--	1900.0, 0	8.12	1.44	39.2

Hardware Setup

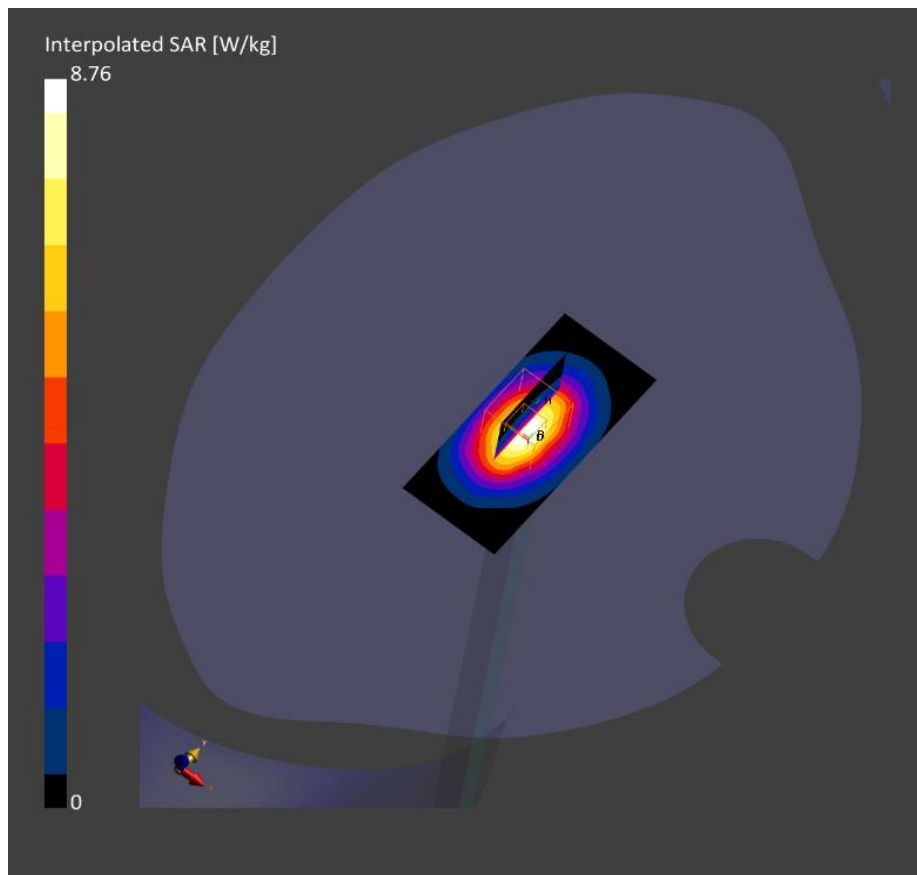
Phantom	TSL, Measured Date	Probe, Calibration Date	DAE, Calibration Date
Twin-SAM V8.0 (30deg probe tilt) - 2039	HBBL-600-10000, 2022-Jun-13	EX3DV4 - SN7545, 2021-08-26	DAE4 Sn1667, 2022-04-27

Scan Setup

	Area Scan	Zoom Scan
Grid Extents [mm]	40.0 x 90.0	32.0 x 32.0 x 30.0
Grid Steps [mm]	10.0 x 15.0	6.0 x 6.0 x 1.5
Sensor Surface [mm]	3.0	1.4

Measurement Results

	Area Scan	Zoom Scan
Date	2022-06-13	2022-06-13
psSAR1g [W/kg]	4.17	4.25
psSAR10g [W/kg]	2.20	2.18
Power Drift [dB]		-0.03



Measurement Report for Device, UID 0 -, Channel 0 (2450.0MHz-SN960)

Exposure Conditions

Phantom Section, TSL	Position, Test Distance [mm]	Band	Group, UID	Frequency [MHz], Channel Number	Conversion Factor	TSL Conductivity [S/m]	TSL Permittivity
Flat, HSL			0--	2450.0,0	7.56	1.87	39.8

Hardware Setup

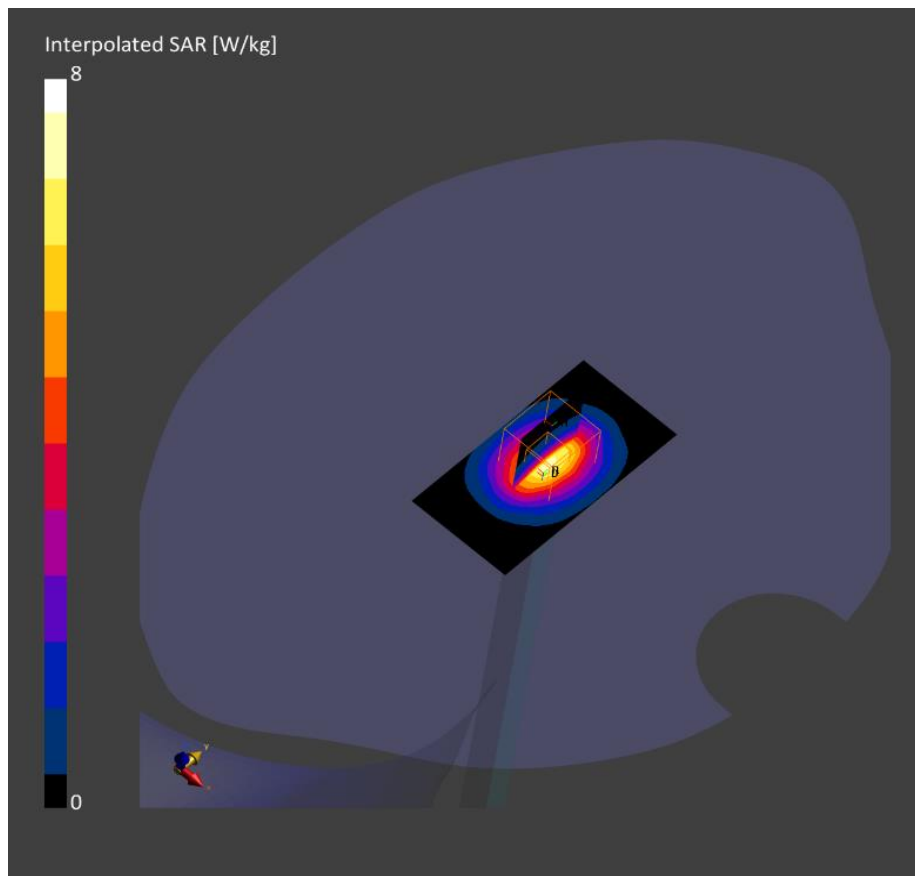
Phantom	TSL, Measured Date	Probe, Calibration Date	DAE, Calibration Date
Twin-SAM V8.0 (30deg probe tilt) - 2039	HBBL-600-10000, 2022-Jun-20	EX3DV4 - SN7545, 2021-08-26	DAE4 Sn1667, 2022-04-27

Scan Setup

	Area Scan	Zoom Scan
Grid Extents [mm]	40.0 x 80.0	30.0 x 30.0 x 30.0
Grid Steps [mm]	10.0 x 10.0	5.0 x 5.0 x 1.5
Sensor Surface [mm]	3.0	1.4

Measurement Results

	Area Scan	Zoom Scan
Date	2022-06-20	2022-06-20
psSAR1g [W/kg]	5.40	5.52
psSAR10g [W/kg]	2.55	2.57
Power Drift [dB]		0.02



Measurement Report for Device, UID 0 -, Channel 0 (5800.0MHz-SN1209)

Exposure Conditions

Phantom Section, TSL	Position, Test Distance [mm]	Band	Group, UID	Frequency [MHz], Channel Number	Conversion Factor	TSL Conductivity [S/m]	TSL Permittivity
Flat, HSL			0--	5800.0,0	4.65	5.27	34.9

Hardware Setup

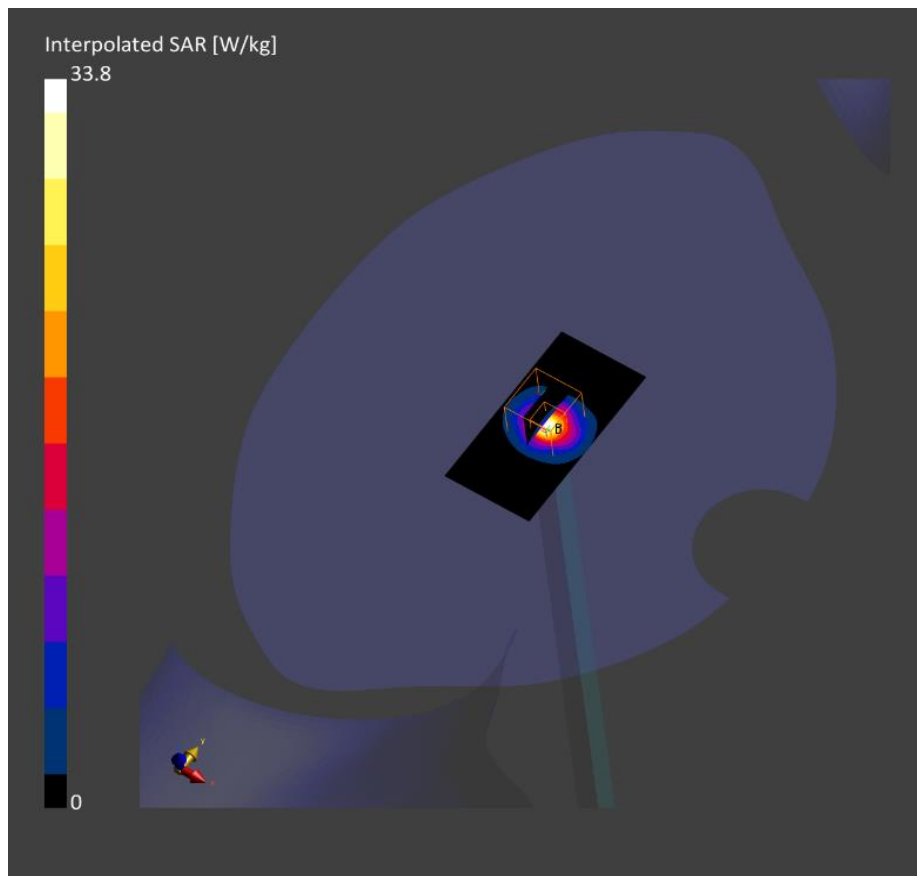
Phantom	TSL, Measured Date	Probe, Calibration Date	DAE, Calibration Date
Twin-SAM V8.0 (30deg probe tilt) - 2037	HBBL-600-10000, 2022-Jun-13	EX3DV4 - SN7313, 2022-03-02	DAE4 Sn1343, 2021-08-23

Scan Setup

	Area Scan	Zoom Scan
Grid Extents [mm]	40.0 x 80.0	22.0 x 22.0 x 22.0
Grid Steps [mm]	10.0 x 10.0	4.0 x 4.0 x 1.4
Sensor Surface [mm]	3.0	1.4

Measurement Results

	Area Scan	Zoom Scan
Date	2022-06-13	2022-06-13
psSAR1g [W/kg]	7.66	8.36
psSAR10g [W/kg]	2.20	2.40
Power Drift [dB]	-0.05	0.01



Measurement Report for Device, UID 0 -, Channel 0 (835.0MHz-SN4d194)

Exposure Conditions

Phantom Section, TSL	Position, Test Distance [mm]	Band	Group, UID	Frequency [MHz], Channel Number	Conversion Factor	TSL Conductivity [S/m]	TSL Permittivity
Flat, HSL			0--	835.0, 0	9.7	0.910	39.9

Hardware Setup

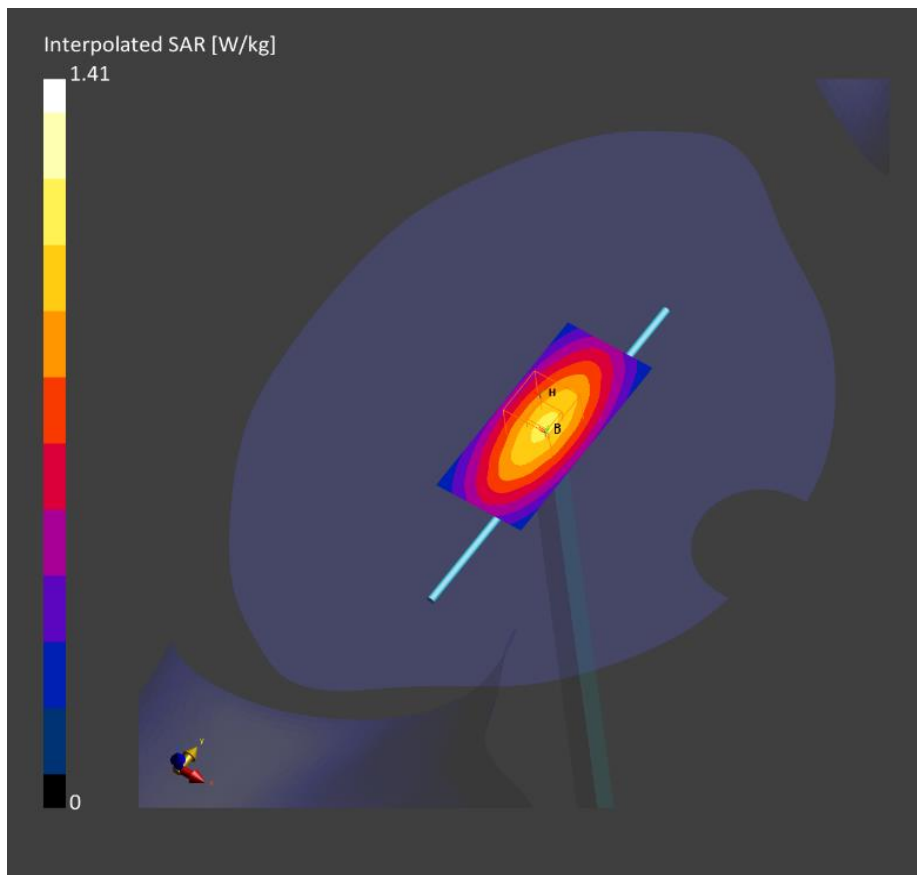
Phantom	TSL, Measured Date	Probe, Calibration Date	DAE, Calibration Date
Twin-SAM V8.0 (30deg probe tilt) - 2037	HBBL-600-10000, 2022-Jun-27	EX3DV4 - SN7313, 2022-03-02	DAE4 Sn1343, 2021-08-23

Scan Setup

	Area Scan	Zoom Scan
Grid Extents [mm]	40.0 x 90.0	30.0 x 30.0 x 30.0
Grid Steps [mm]	10.0 x 15.0	6.0 x 6.0 x 1.5
Sensor Surface [mm]	3.0	1.4

Measurement Results

	Area Scan	Zoom Scan
Date	2022-06-27	2022-06-27
psSAR1g [W/kg]	0.950	0.913
psSAR10g [W/kg]	0.627	0.597
Power Drift [dB]		-0.11



Measurement Report for Device, UID 0 -, Channel 0 (2600.0MHz-SN1178)

Exposure Conditions

Phantom Section, TSL	Position, Test Distance [mm]	Band	Group, UID	Frequency [MHz], Channel Number	Conversion Factor	TSL Conductivity [S/m]	TSL Permittivity
Flat, HSL			0--	2600.0,0	8.05	1.92	39.3

Hardware Setup

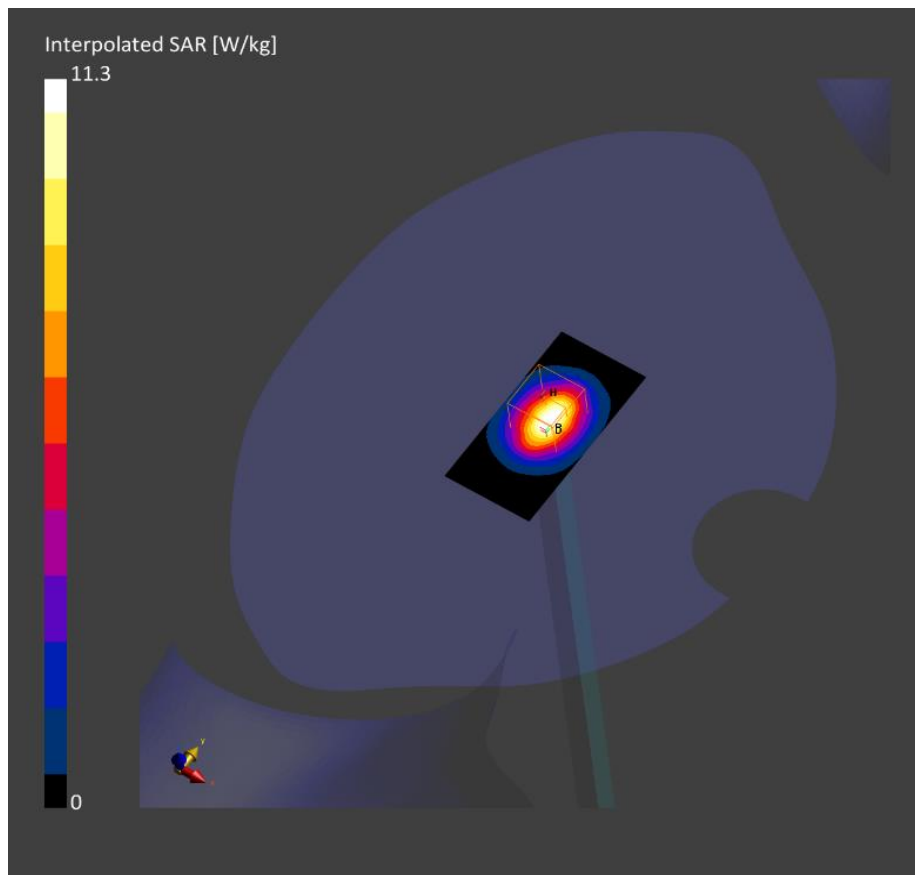
Phantom	TSL, Measured Date	Probe, Calibration Date	DAE, Calibration Date
Twin-SAM V8.0 (30deg probe tilt) - 2042	HBBL-600-10000, 2022-Jun-14	EX3DV4 - SN7645, 2022-04-29	DAE4 Sn1668, 2022-04-27

Scan Setup

	Area Scan	Zoom Scan
Grid Extents [mm]	40.0 x 80.0	30.0 x 30.0 x 30.0
Grid Steps [mm]	10.0 x 10.0	5.0 x 5.0 x 1.5
Sensor Surface [mm]	3.0	1.4

Measurement Results

	Area Scan	Zoom Scan
Date	2022-06-14	2022-06-14
psSAR1g [W/kg]	5.20	5.23
psSAR10g [W/kg]	2.34	2.35
Power Drift [dB]		0.02



Measurement Report for Device, UID 0 -, Channel 0 (1750.0MHz-SN1125)

Exposure Conditions

Phantom Section, TSL	Position, Test Distance [mm]	Band	Group, UID	Frequency [MHz], Channel Number	Conversion Factor	TSL Conductivity [S/m]	TSL Permittivity
Flat, HSL			0--	1750.0,0	9.23	1.35	40.0

Hardware Setup

Phantom	TSL, Measured Date	Probe, Calibration Date	DAE, Calibration Date
Twin-SAM V8.0 (30deg probe tilt) - 2042	HBBL-600-10000, 2022-Jun-21	EX3DV4 - SN7645, 2022-04-29	DAE4 Sn1668, 2022-04-27

Scan Setup

	Area Scan	Zoom Scan
Grid Extents [mm]	40.0 x 90.0	30.0 x 30.0 x 30.0
Grid Steps [mm]	10.0 x 15.0	6.0 x 6.0 x 1.5
Sensor Surface [mm]	3.0	1.4

Measurement Results

	Area Scan	Zoom Scan
Date	2022-06-21	2022-06-21
psSAR1g [W/kg]	3.59	3.44
psSAR10g [W/kg]	1.92	1.83
Power Drift [dB]		-0.16

