


## DUT and SAR Set-up Photos

### Overall Dimensions



Front View of the DUT




Rear View of the DUT



## Setup Photos


Handset Vertical and Horizontal Reference Lines

Vertical  
Center Line




## Head Exposure Conditions


Left Touch



Left Tilt (15°)



Right Touch



Right Tilt (15°)




## Body-worn Accessory Exposure Conditions

Rear(15mm)




Front(15mm)



# Hotspot Exposure Conditions


Rear(10mm)




Front(10mm)



Edge 1(10mm)




Edge 2(10mm)





Edge 3(10mm)



Edge 4(10mm)



## Product Specific 10-g Exposure Conditions


Rear(0mm)



Front(0mm)



Edge 1 (0mm)



Edge 4 (0mm)



## Antenna Dimensions & Separation Distances

- ① Main1 (Tx&Rx)
- GSM 850
- WCDMA V
- LTE B5, 12, 13, 17, 26
- NR Bn5

- ② Main2 (Tx&Rx)
- GSM 1900
- WCDMA II, IV
- LTE B2, 4, 41, 66
- NR Bn66

- ③ SUB1 (Tx&Rx)
- LTE B2, 66
- NR Bn66

- ④ Wi-Fi Ant
- 2.4GHz/5GHz
- BT

