


# **APPENDIX**


## **– Test Setup and EUT photographs –**

## 1. Photograph of Test Setup


### ☐ Conducted Disturbance




**[ Mode 1-3 : Front ]**



**[ Mode 1-3 : Rear ]**



**[ Mode 4 : Front ]**



**[ Mode 4 : Rear ]**

☐ Radiated Disturbance for Below 1 GHz



[ Mode 1 : Front ]




[ Mode 1 : Rear ]



**[ Mode 2-3 : Front ]**



**[ Mode 2-3 : Rear ]**



**[ Mode 4 : Front ]**



**[ Mode 4 : Rear ]**


☐ Radiated Disturbance for Above 1 GHz




[ Mode 1 : Front ]



[ Mode 1 : Rear ]




**[ Mode 2-3 : Front ]**



**[ Mode 2-3 : Rear ]**



**[ Mode 4 : Front ]**



**[ Mode 4 : Rear ]**