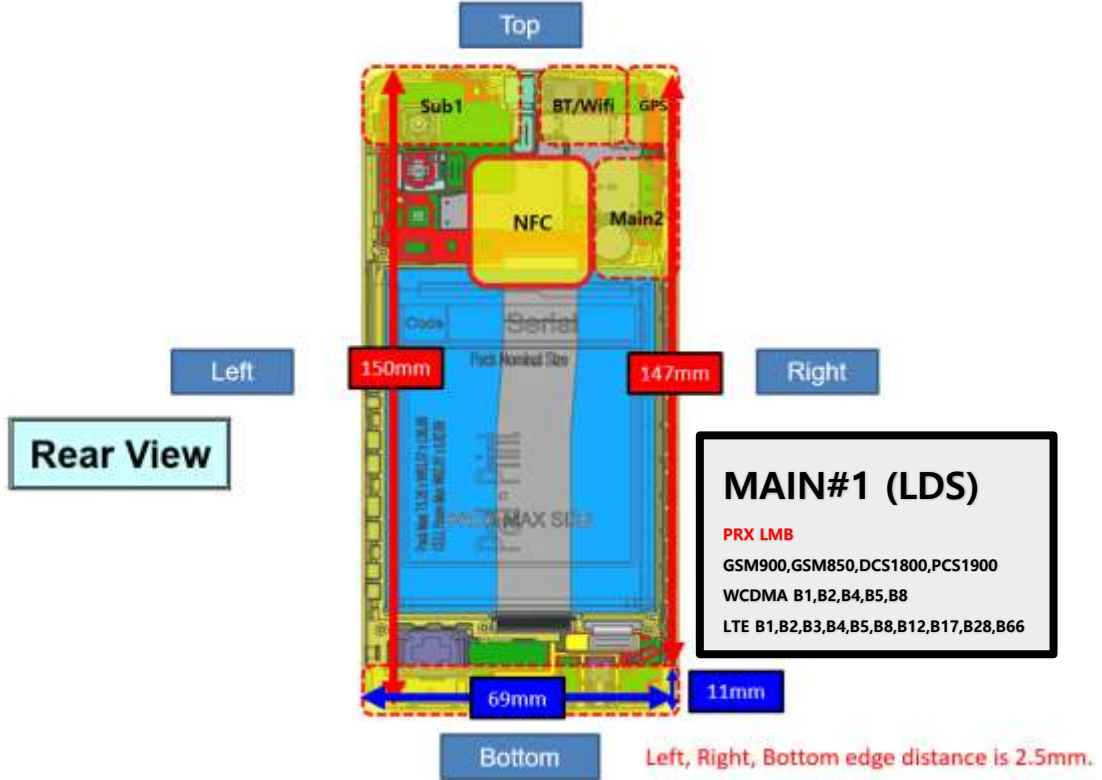
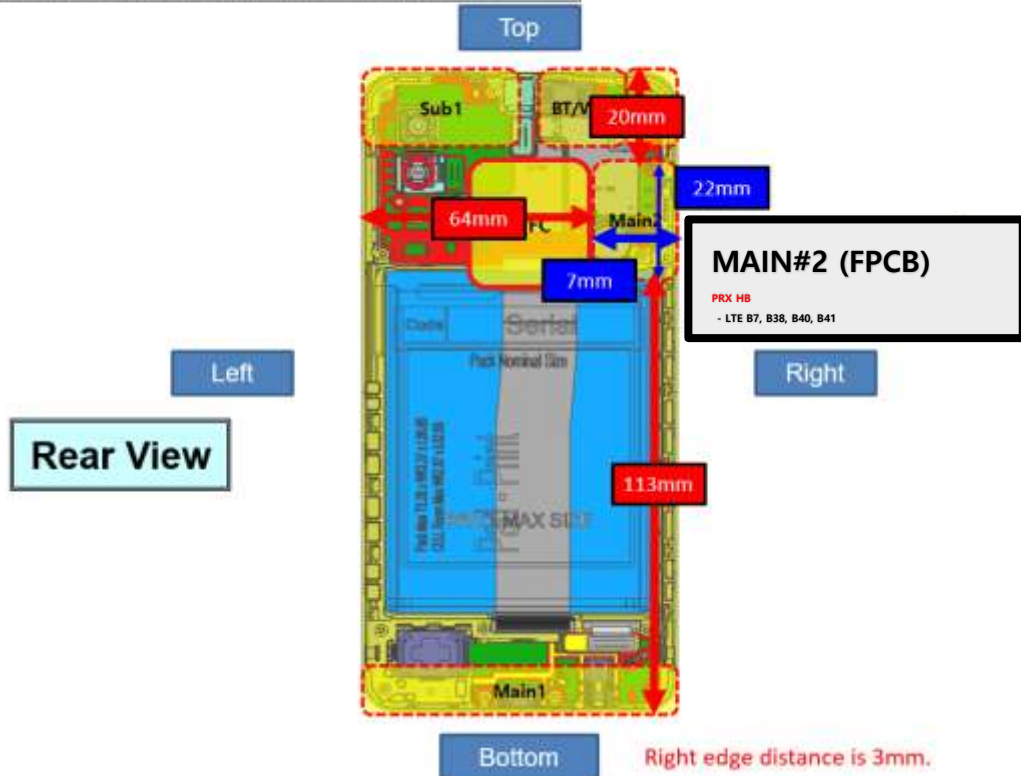


Appendix C. #Antenna Location & Distance

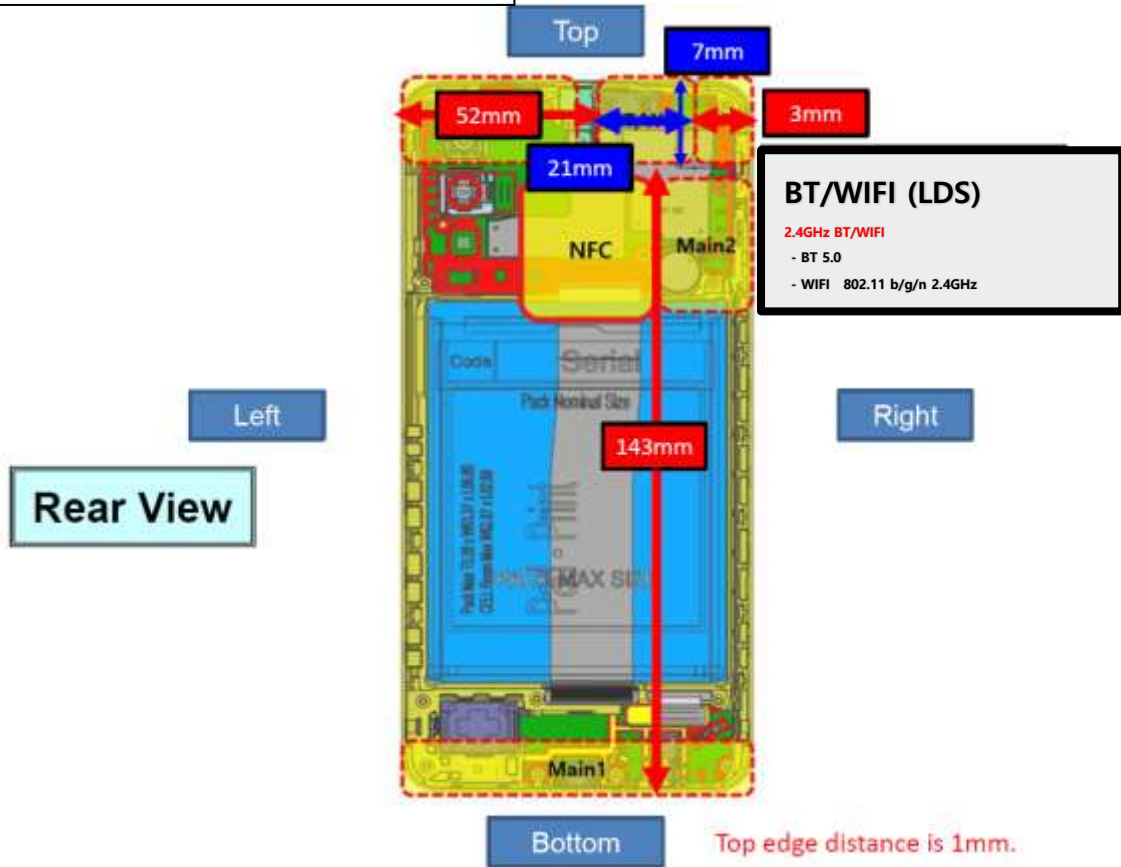
Distance between Main1 antennas and edge



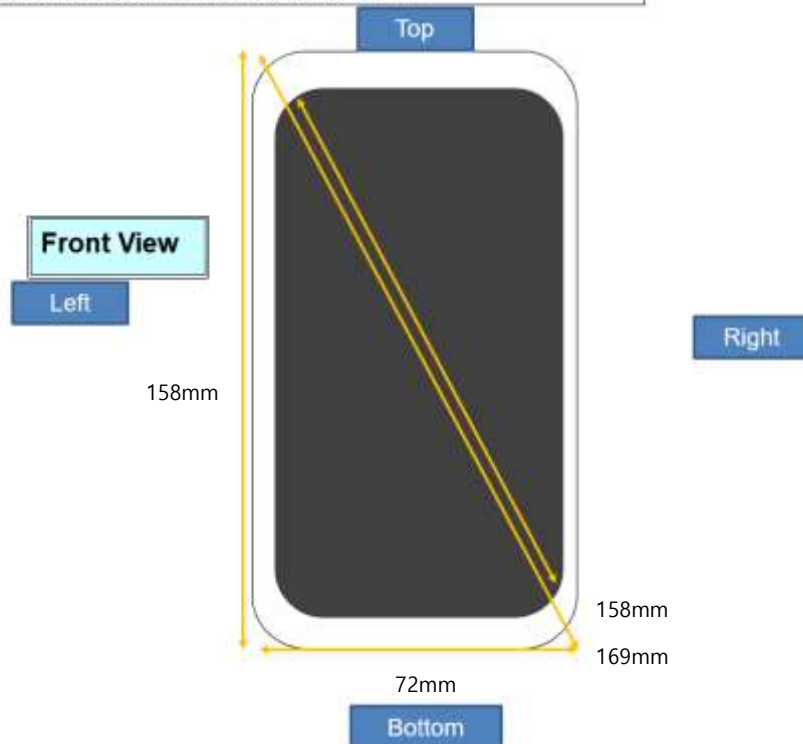
Distance between Main2 antennas and edge



Distance between BT/Wifi antennas and edge



* Diagonal dimension of Display and device



KCTL Inc.

65, Sinwon-ro, Yeongtong-gu,
Suwon-si, Gyeonggi-do, 16677, Korea
TEL: 82-31-285-0894 FAX: 82-505-299-8311
www.kctl.co.kr

Report No.:
KR21-SPF0024-A
Page (256) of (272)



Appendix D. EUT Photo

Front



Rear



KCTL Inc.

65, Sinwon-ro, Yeongtong-gu,
Suwon-si, Gyeonggi-do, 16677, Korea
TEL: 82-31-285-0894 FAX: 82-505-299-8311
www.kctl.co.kr

Report No.:
KR21-SPF0024-A
Page (257) of (272)



Left



Right



KCTL Inc.

65, Sinwon-ro, Yeongtong-gu,
Suwon-si, Gyeonggi-do, 16677, Korea
TEL: 82-31-285-0894 FAX: 82-505-299-8311
www.kctl.co.kr

Report No.:
KR21-SPF0024-A
Page (258) of (272)



Top




Bottom



Appendix E. Test Setup Photo

Appendix E.1 Test Setup Photo (Head)

E.1.1) Head_Right Cheek (0mm)



E.1.2) Head_Right Tilt (0mm)



E.1.3) Head_Left Cheek (0mm)



E.1.4) Head_Left Tilt (0mm)




Appendix E.2 Test Setup Photo (Body-Worn)

E.2.1) Body-Worn_Front (15mm)




E.2.2) Body-Worn_Rear (15 mm)




Appendix E.3 Test Setup Photo (Hotspot)

E.3.1) Hotspot_Front (10mm)



E.3.2) Hotspot_Rear (10 mm)




E.3.3) Hotspot_Left (10 mm)




E.3.4) Hotspot_Right (10 mm)



E.3.5) Hotspot_Top (10 mm)



E.3.6) Hotspot_Bottom (10 mm)



Appendix E.4 Test Setup Photo (Phablet)


E.4.1) Phablet_Front (0mm)



E.4.2) Phablet_Rear (0 mm)



E.4.3) Phablet_Rear (12 mm)



E.4.4) Phablet_Left (0mm)



E.4.5) Phablet_Left (9 mm)



E.4.6) Phablet_Top (0 mm)

