



**HCT Co., Ltd.**

74, Seoicheon-ro 578beon-gil, Majang-myeon, Icheon-si, Gyeonggi-do, 17383 KOREA  
Tel. +82 31 634 6300 Fax. +82 31 645 6401

<b>Appendix A: Test Setup Photo</b>	<b>FCC ID</b>	
	A3LSMA217M	
	<b>File No.</b>	
	HCT-RF-2004-FC006-P      HCT-RF-2004-FC007-P HCT-RF-2004-FC008-P      HCT-RF-2004-FC009-P HCT-RF-2004-FC010-P	

**REVISION HISTORY**


The revision history for this document is shown in table.


Revision No.	Date of Issue	Description
0	April 10, 2020	Initial Release


File No.	HCT-RF-2004-FC006-P	HCT-RF-2004-FC007-P	HCT-RF-2004-FC008-P	HCT-RF-2004-FC009-P
	HCT-RF-2004-FC010-P			


### 1. Radiated Test Setup Photo


#### Radiated spurious emissions & Restricted Band Edge (Above 1 GHz)
















Radiated spurious emissions (Below 1GHz)


















## 2. Conducted Test Setup Photo



### 3. DFS Test Setup Photo



#### 4. AC Power Line Conducted Test Setup Photo

