



HCT Co., Ltd.  
74, Seoicheon-ro 578beon-gil, Majang-myeon, Icheon-si, Gyeonggi-do, 17383  
KOREA Tel. +82 31 634 6300 Fax. +82 31 645 6401

FCC ID: A3LSMA217F

## Appendix A.

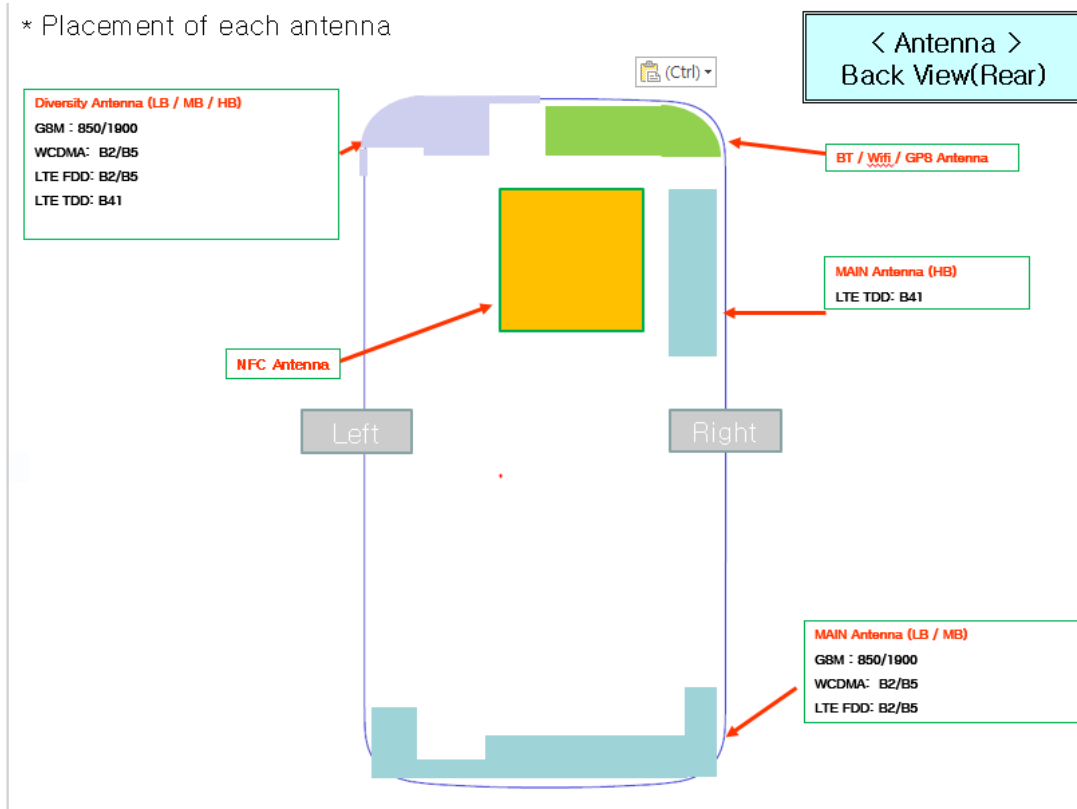
### - DUT Antenna Information and SAR Test SETUP PHOTOGRAPHS

#### REVISION HISTORY

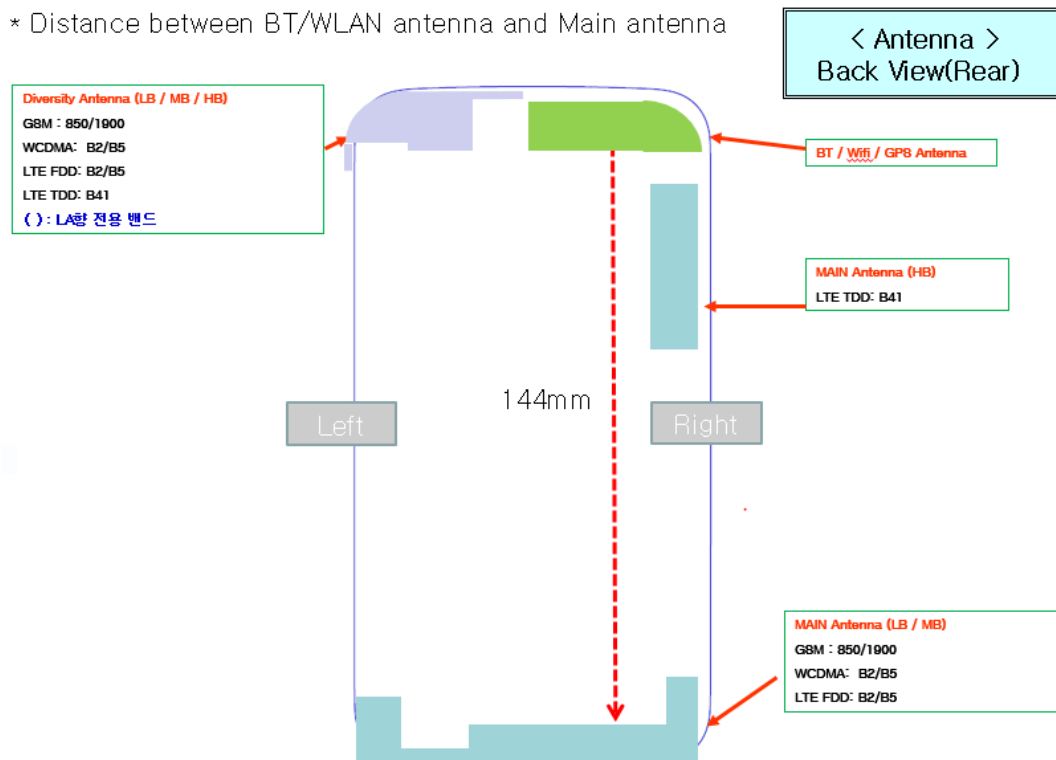
The revision history for this document is shown in table.

Revision No.	Date of Issue	Description
0	Apr. 17, 2020	Initial Release

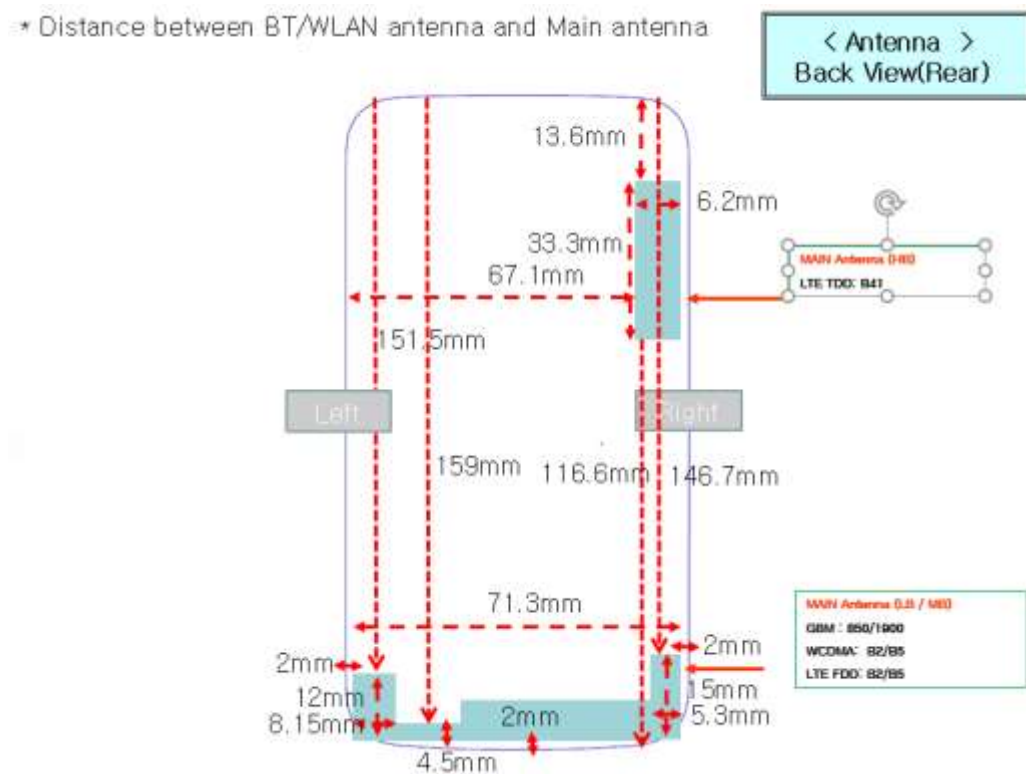
## - DUT Antenna Information



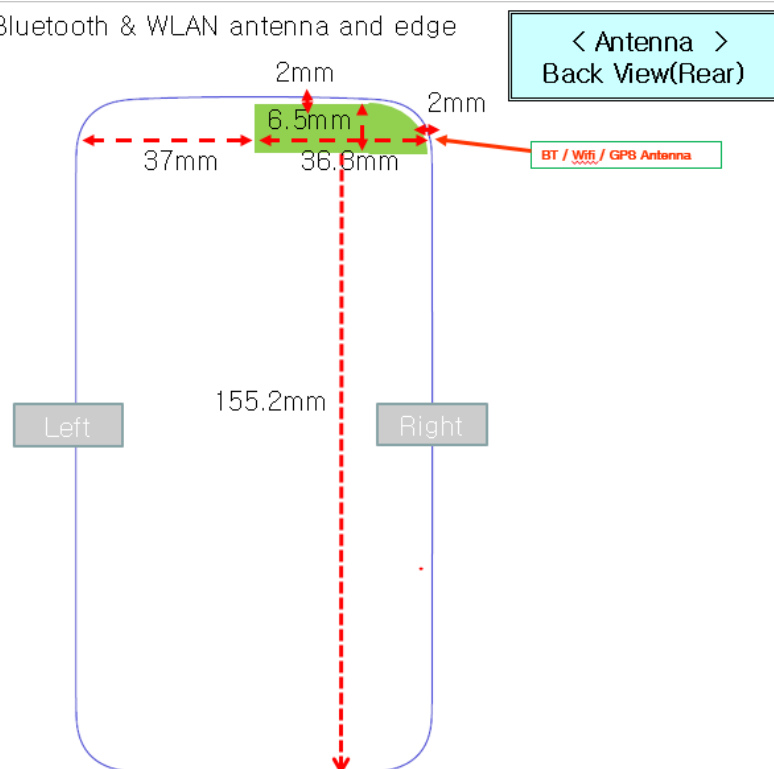
\* Distance between BT/WLAN antenna and Main antenna



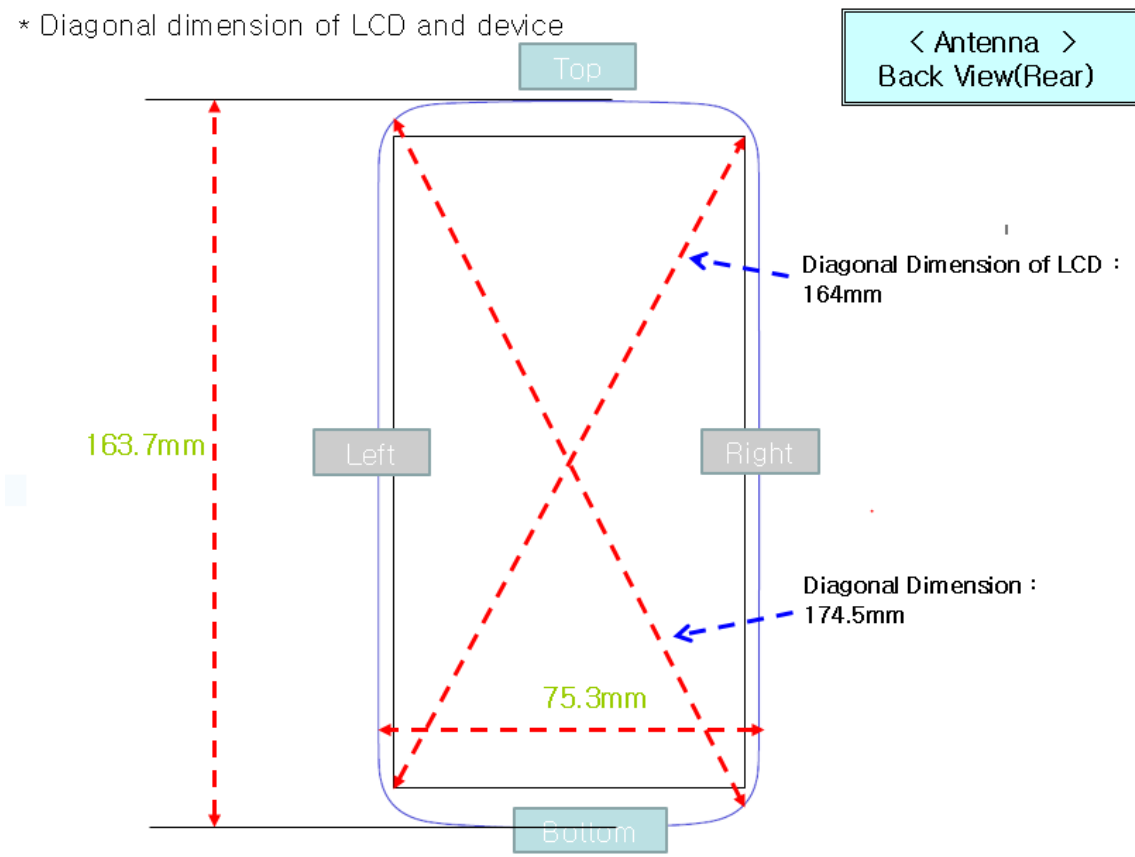
\* Distance between BT/WLAN antenna and Main antenna



\* Distance between Bluetooth & WLAN antenna and edge



\* Diagonal dimension of LCD and device




---

**- SAR Test SETUP PHOTOGRAPHS**

1. Head  
1.1 Left All



## 1.2 Left Touch / Left Tilt



1.3 Right All





## 1.4 Right Touch / Right Tilt




## 2. Body

### 2.1 Body All



## 2.2 Body Rear



Distance of 10 mm from the EUT




Distance of 15 mm from the EUT

## 2.3 Body Front




Distance of 10 mm from the EUT



Distance of 15 mm from the EUT

## 2.4 Body Left



Distance of 10 mm from the EUT

## 2.5 Body Right



Distance of 10 mm from the EUT

## 2.6 Body Bottom



Distance of 10 mm from the EUT


## 2.7 Body Top



Distance of 10 mm from the EUT

### 3. Phablet

#### 3.1 Phablet SAR Test Setup Rear




Distance of 0 mm from the EUT



Distance of 11 mm from the EUT

### 3.2 Phablet SAR Test Setup Front




Distance of 0 mm from the EUT



**3.3 Phablet SAR Test Setup Left**



Distance of 0 mm from the EUT



Distance of 6 mm from the EUT

### 3.4 Phablet SAR Test Setup Top



Distance of 0 mm from the EUT