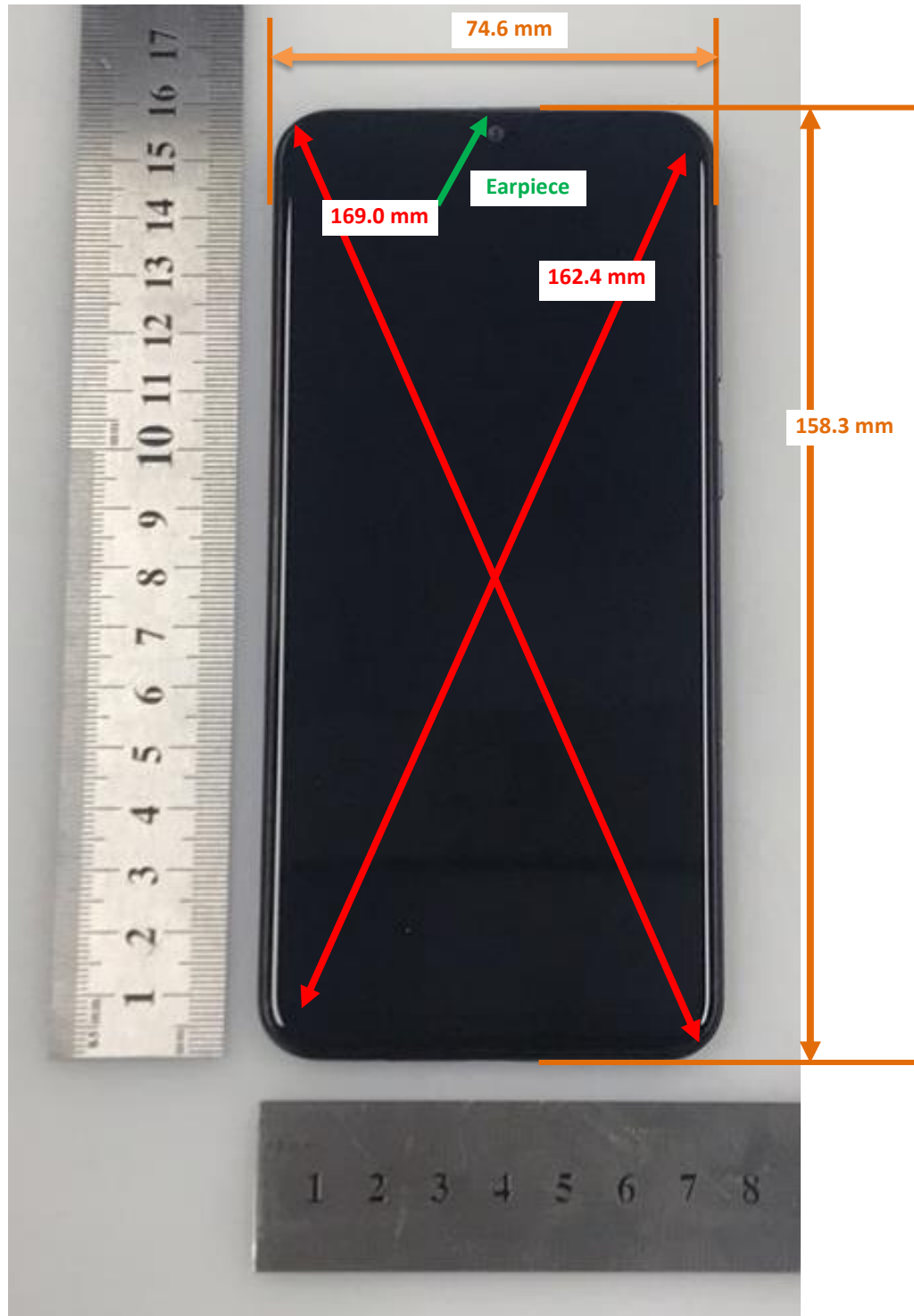


DUT and SAR Set-up Photos

Overall Dimensions



Front View of the DUT



Rear View of the DUT




Setup Photos

Handset Vertical and Horizontal Reference Lines




Head Exposure Conditions


Left Touch




Left Tilt (15°)



Right Touch




Right Tilt (15°)




Body-worn Accessory Exposure Conditions

Rear (15 mm)




Front (15 mm)




Hotspot Exposure Conditions


Rear (10 mm)




Front (10 mm)




Edge 1 (10 mm)




Edge 2 (10 mm)



Edge 3 (10 mm)




Edge 4 (10 mm)




Product specific 10-g SAR Exposure Conditions

Rear (9 mm)



Rear (0 mm)



Antenna Dimensions & Separation Distances

① Wi-Fi / BT Ant (TX & RX)

② Main Ant.1 (TX & RX)

- GSM 1900
- WCDMA Band II, V
- LTE Band 2, 5, 17

③ Main Ant.2 (TX & RX)

- LTE Band 41

