




## 11. Appendix A: SETUP PHOTOS



### ANTENNA PORT CONDUCTED RF MEASUREMENT SETUP





**RADIATED RF MEASUREMENT SETUP (BELOW 1 GHz, X)**





**RADIATED RF MEASUREMENT SETUP (BELOW 1 GHz, Y)**





**RADIATED RF MEASUREMENT SETUP (BELOW 1 GHz, Z)**





**RADIATED RF MEASUREMENT SETUP (ABOVE 1 GHz, X)**




**RADIATED RF MEASUREMENT SETUP (ABOVE 1 GHz, Y)**



**RADIATED RF MEASUREMENT SETUP (ABOVE 1 GHz, Z)**




**RADIATED RF MEASUREMENT SETUP FOR PORTABLE CONFIGURATION**





Z-AXIS FRONT PHOTO



**ENVIRONMENTAL CHAMBER PHOTO**



**END OF REPORT**