

ANNEX A_ Test Setup Photo

1. Revision History


Rev. No.	Issue Date	Description
0	April 26, 2019	First approval report

2. Test Setup Photo No.

No.	File No.
1	HCT-RF-1904-FC035-P
2	HCT-RF-1904-FC036-P
3	HCT-RF-1904-FC037-P
4	HCT-RF-1904-FC038-P

1. Radiated Test Setup Photo


1GHz above:



















1GHz under:














NFC Radiated Test Setup Photo for below 30 MHz:
















NFC Radiated Test Setup Photo for 30 MHz ~ 1 GHz :















2. Conducted Test Setup Photo



3. AC Power Line Conducted Test Setup Photo

