


- APPENDIX A. Test Setup Photographs -

<<Conducted Disturbance –Front>>

- Mode 1~ 4



- Mode 5



<<Conducted Disturbance – Rear >>

- Mode 1~4



- Mode 5



<<Radiated Disturbance for Below 1 GHz –Front>>

- Mode 1



- Mode 2 ~ 3



- Mode 4




-Mode 5




<<Radiated Disturbance for Below 1 GHz –Rear>>


- Mode 1




- Mode 2 ~ 3



- Mode 4



-Mode 5




<<Radiated Disturbance for Above 1 GHz –Front>>


- Mode 1




- Mode 2 ~ 3



-Mode 4




-Mode 5




<<Radiated Disturbance for Above 1 GHz – Rear>>


- Mode 1




- Mode 2 ~ 3



- Mode 4



-Mode 5



--- End of page ---