

Appendix B. – SAR Test Plots

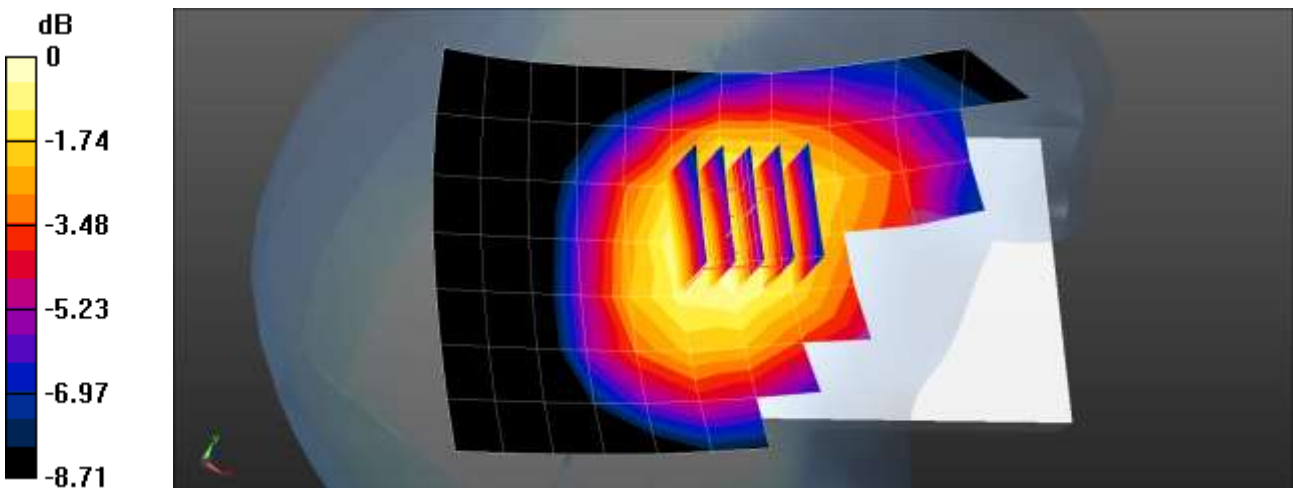
Test Laboratory: HCT CO., LTD
 EUT Type: Mobile Phone
 Liquid Temperature: 19.2 °C
 Ambient Temperature: 19.3 °C
 Test Date: 09/28/2022
 Plot No.: A1
 Communication System: UID 0, GSM850 GPRS 2TX (0); Frequency: 836.6 MHz; Duty Cycle: 1:4.14954
 Medium parameters used (interpolated): $f = 836.6 \text{ MHz}$; $\sigma = 0.882 \text{ S/m}$; $\epsilon_r = 41.865$; $\rho = 1000 \text{ kg/m}^3$
 Phantom section: Right Section

DASY5 Configuration:

- Probe: EX3DV4 - SN7654; ConvF(10.48, 10.48, 10.48) @ 836.6 MHz; Calibrated: 2022-05-31
- Sensor-Surface: 1.4mm (Mechanical Surface Detection)
- Electronics: DAE4 Sn1686; Calibrated: 2022-05-31
- Phantom: SAM with CRP v5.0_Front
- Measurement SW: DASY52, Version 52.10 (4)

GSM850 2Tx Head Right Touch 190ch/Area Scan (8x14x1): Measurement grid: dx=15mm, dy=15mm
 Maximum value of SAR (measured) = 0.459 W/kg

GSM850 2Tx Head Right Touch 190ch/Zoom Scan (5x5x7)/Cube 0: Measurement grid: dx=8mm, dy=8mm, dz=5mm
 Reference Value = 6.168 V/m; Power Drift = -0.19 dB
 Peak SAR (extrapolated) = 0.480 W/kg
SAR(1 g) = 0.380 W/kg; SAR(10 g) = 0.291 W/kg
 Maximum value of SAR (measured) = 0.449 W/kg



0 dB = 0.449 W/kg = -3.48 dBW/kg

Test Laboratory: HCT CO., LTD
EUT Type: Mobile Phone
Liquid Temperature: 19.2 °C
Ambient Temperature: 19.3 °C
Test Date: 09/30/2022
Plot No.: A2

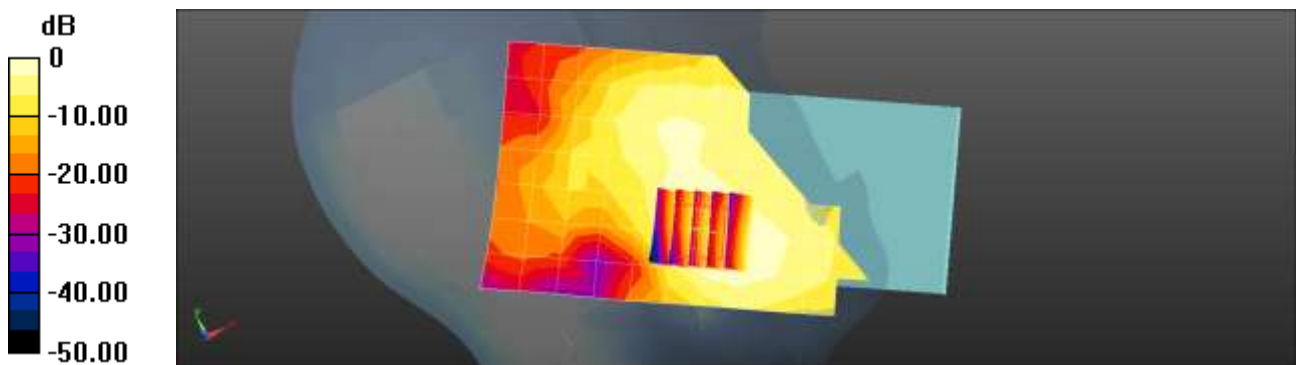
Communication System: UID 0, GSM 1900 2TX (0); Frequency: 1880 MHz;Duty Cycle: 1:4.14954
Medium parameters used: $f = 1880$ MHz; $\sigma = 1.368$ S/m; $\epsilon_r = 40.335$; $\rho = 1000$ kg/m³
Phantom section: Left Section

DASY5 Configuration:

- Probe: EX3DV4 - SN7702; ConvF(8.78, 8.78, 8.78) @ 1880 MHz; Calibrated: 2022-01-20
- Sensor-Surface: 1.4mm (Mechanical Surface Detection)
- Electronics: DAE4 Sn466; Calibrated: 2022-05-02
- Phantom: SAM with CRP v5.0_Front; Type: QD000P40CD; Serial: TP:xxxx
- Measurement SW: DASY52, Version 52.10 (4); SEMCAD X Version 14.6.14 (7501)

GSM1900 Head Left Touch 2Tx 661ch/Area Scan (8x14x1): Measurement grid: dx=15mm, dy=15mm
Maximum value of SAR (measured) = 0.198 W/kg

GSM1900 Head Left Touch 2Tx 661ch/Zoom Scan (5x5x7)/Cube 0: Measurement grid: dx=8mm, dy=8mm, dz=5mm
Reference Value = 4.133 V/m; Power Drift = -0.19 dB
Peak SAR (extrapolated) = 0.231 W/kg
SAR(1 g) = 0.141 W/kg; SAR(10 g) = 0.086 W/kg
Maximum value of SAR (measured) = 0.189 W/kg



0 dB = 0.198 W/kg = -7.03 dBW/kg

Test Laboratory: HCT CO., LTD
EUT Type: Mobile Phone
Liquid Temperature: 19.5 °C
Ambient Temperature: 19.6 °C
Test Date: 09/29/2022
Plot No.: A3

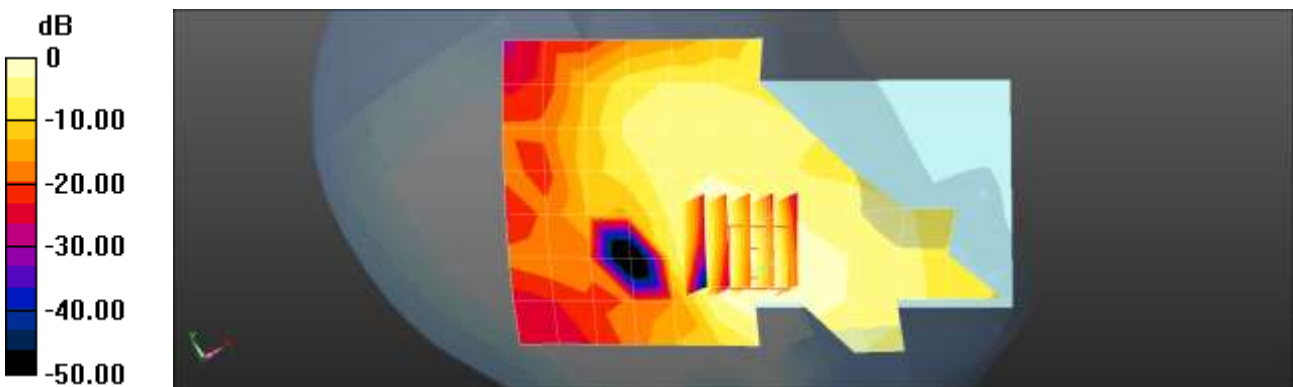
Communication System: UID 0, WCDMA1900 (0); Frequency: 1880 MHz;Duty Cycle: 1:1
Medium parameters used: $f = 1880$ MHz; $\sigma = 1.398$ S/m; $\epsilon_r = 40.766$; $\rho = 1000$ kg/m³
Phantom section: Left Section

DASY5 Configuration:

- Probe: EX3DV4 - SN7654; ConvF(9.09, 9.09, 9.09) @ 1880 MHz; Calibrated: 2022-05-31
- Sensor-Surface: 1.4mm (Mechanical Surface Detection)
- Electronics: DAE4 Sn1686; Calibrated: 2022-05-31
- Phantom: SAM with CRP v5.0_Front; Type: QD000P40CD; Serial: TP:xxxx
- Measurement SW: DASY52, Version 52.10 (4); SEMCAD X Version 14.6.14 (7501)

UMTS Band 2 Head Left Touch 9400ch/Area Scan (8x14x1): Measurement grid: dx=15mm, dy=15mm
Maximum value of SAR (measured) = 0.156 W/kg

UMTS Band 2 Head Left Touch 9400ch/Zoom Scan (5x5x7)/Cube 0: Measurement grid: dx=8mm, dy=8mm, dz=5mm
Reference Value = 2.096 V/m; Power Drift = -0.17 dB
Peak SAR (extrapolated) = 0.191 W/kg
SAR(1 g) = 0.119 W/kg; SAR(10 g) = 0.074 W/kg
Maximum value of SAR (measured) = 0.164 W/kg



0 dB = 0.156 W/kg = -8.07 dBW/kg

Test Laboratory: HCT CO., LTD
EUT Type: Mobile Phone
Liquid Temperature: 20.1 °C
Ambient Temperature: 20.2 °C
Test Date: 10/04/2022
Plot No.: A4

Communication System: UID 0, WCDMA IV (0); Frequency: 1732.4 MHz; Duty Cycle: 1:1
Medium parameters used (interpolated): $f = 1732.4$ MHz; $\sigma = 1.339$ S/m; $\epsilon_r = 41.536$; $\rho = 1000$ kg/m³
Phantom section: Left Section

DASY5 Configuration:

- Probe: EX3DV4 - SN7654; ConvF(9.48, 9.48, 9.48) @ 1732.4 MHz; Calibrated: 2022-05-31
- Sensor-Surface: 1.4mm (Mechanical Surface Detection)
- Electronics: DAE4 Sn1686; Calibrated: 2022-05-31
- Phantom: SAM with CRP v5.0_Front; Type: QD000P40CD; Serial: TP:xxxx
- Measurement SW: DASY52, Version 52.10 (4); SEMCAD X Version 14.6.14 (7501)

UMTS Band 4 Head Left Touch 1412ch/Area Scan (8x14x1): Measurement grid: dx=15mm, dy=15mm

Maximum value of SAR (measured) = 0.0915 W/kg


UMTS Band 4 Head Left Touch 1412ch/Zoom Scan (5x5x7)/Cube 0: Measurement grid: dx=8mm, dy=8mm, dz=5mm

Reference Value = 3.273 V/m; Power Drift = -0.14 dB

Peak SAR (extrapolated) = 0.109 W/kg

SAR(1 g) = 0.066 W/kg; SAR(10 g) = 0.042 W/kg

Maximum value of SAR (measured) = 0.0914 W/kg



0 dB = 0.0915 W/kg = -10.39 dBW/kg

Test Laboratory: HCT CO., LTD
EUT Type: Mobile Phone
Liquid Temperature: 20.1 °C
Ambient Temperature: 20.2 °C
Test Date: 10/05/2022
Plot No.: A5

Communication System: UID 0, WCDMA850 (0); Frequency: 836.6 MHz;Duty Cycle: 1:1
Medium parameters used (interpolated): $f = 836.6$ MHz; $\sigma = 0.886$ S/m; $\epsilon_r = 41.755$; $\rho = 1000$ kg/m³
Phantom section: Right Section

DASY5 Configuration:

- Probe: EX3DV4 - SN7654; ConvF(10.48, 10.48, 10.48) @ 836.6 MHz; Calibrated: 2022-05-31
- Sensor-Surface: 1.4mm (Mechanical Surface Detection)
- Electronics: DAE4 Sn1686; Calibrated: 2022-05-31
- Phantom: SAM with CRP v5.0_Front; Type: QD000P40CD; Serial: TP:xxxx
- Measurement SW: DASY52, Version 52.10 (4); SEMCAD X Version 14.6.14 (7501)

UMTS Band 5 Head Right Touch 4183ch/Area Scan (8x14x1): Measurement grid: dx=15mm, dy=15mm

Maximum value of SAR (measured) = 0.215 W/kg


UMTS Band 5 Head Right Touch 4183ch/Zoom Scan (5x5x7)/Cube 0: Measurement grid: dx=8mm, dy=8mm, dz=5mm

Reference Value = 4.181 V/m; Power Drift = 0.02 dB

Peak SAR (extrapolated) = 0.240 W/kg

SAR(1 g) = 0.182 W/kg; SAR(10 g) = 0.134 W/kg

Maximum value of SAR (measured) = 0.219 W/kg



0 dB = 0.215 W/kg = -6.68 dBW/kg

Test Laboratory: HCT CO., LTD
 EUT Type: Mobile Phone
 Liquid Temperature: 19.7 °C
 Ambient Temperature: 19.8 °C
 Test Date: 09/29/2022
 Plot No.: A6

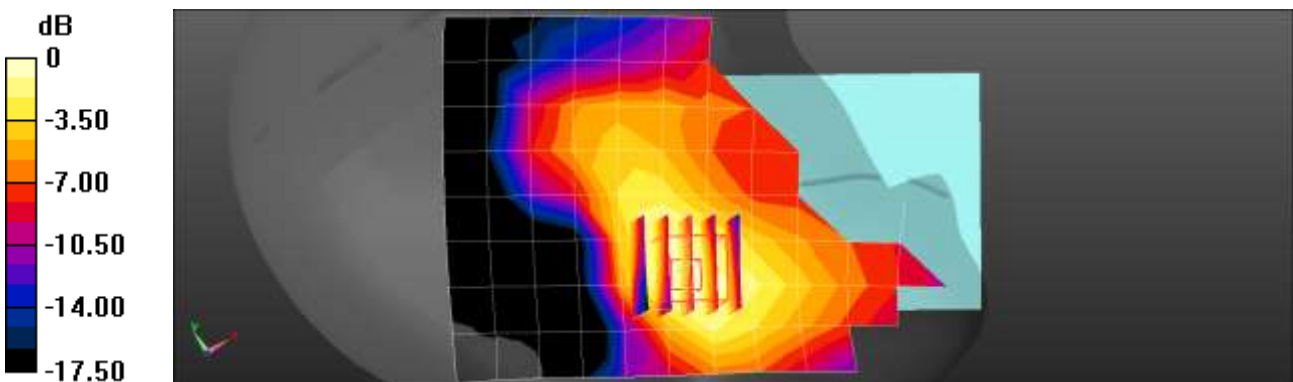
Communication System: UID 0, LTE Band (0); Frequency: 1880 MHz; Duty Cycle: 1:1
 Medium parameters used: $f = 1880 \text{ MHz}$; $\sigma = 1.383 \text{ S/m}$; $\epsilon_r = 38.793$; $\rho = 1000 \text{ kg/m}^3$
 Phantom section: Left Section

DASY Configuration:

- Probe: EX3DV4 - SN7732; ConvF(8.57, 8.57, 8.57) @ 1880 MHz; Calibrated: 2022-06-30
- Sensor-Surface: 1.4mm (Mechanical Surface Detection)
- Electronics: DAE4 Sn648; Calibrated: 2022-04-29
- Phantom: Twin-SAM V4.0 (20deg probe tilt)
- Measurement SW: DASY52, Version 52.10 (4);

LTE Band 2 Head Left Touch QPSK 20MHz 1RB 49offset 18900ch/Area Scan (9x14x1): Measurement grid: $dx=15\text{mm}$, $dy=15\text{mm}$
 Maximum value of SAR (measured) = 0.317 W/kg

LTE Band 2 Head Left Touch QPSK 20MHz 1RB 49offset 18900ch/Zoom Scan (5x5x7)/Cube 0: Measurement grid: $dx=8\text{mm}$, $dy=8\text{mm}$, $dz=5\text{mm}$
 Reference Value = 4.705 V/m; Power Drift = -0.14 dB
 Peak SAR (extrapolated) = 0.391 W/kg
SAR(1 g) = 0.264 W/kg; SAR(10 g) = 0.174 W/kg
 Maximum value of SAR (measured) = 0.344 W/kg



0 dB = 0.344 W/kg = -4.63 dBW/kg

Test Laboratory: HCT CO., LTD
EUT Type: Mobile Phone
Liquid Temperature: 20.9 °C
Ambient Temperature: 21.0 °C
Test Date: 10/05/2022
Plot No.: A7

Communication System: UID 0, LTE Band (0); Frequency: 1860 MHz;Duty Cycle: 1:1
Medium parameters used: $f = 1860$ MHz; $\sigma = 1.359$ S/m; $\epsilon_r = 40.42$; $\rho = 1000$ kg/m³
Phantom section: Right Section

DASY Configuration:

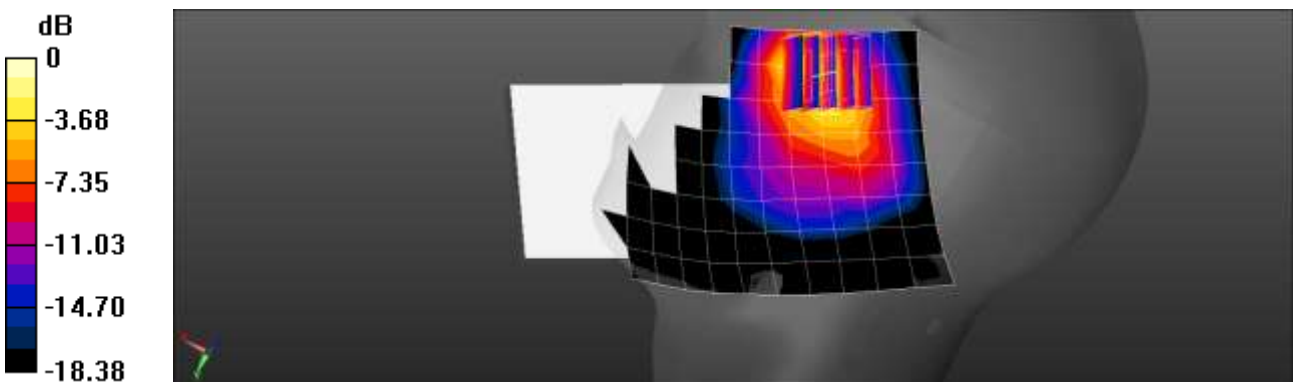
- Probe: EX3DV4 - SN7732; ConvF(8.57, 8.57, 8.57) @ 1860 MHz; Calibrated: 2022-06-30
- Sensor-Surface: 1.4mm (Mechanical Surface Detection)
- Electronics: DAE4 Sn648; Calibrated: 2022-04-29
- Phantom: Twin-SAM V4.0 (20deg probe tilt)
- Measurement SW: DASY52, Version 52.10 (4);

LTE Band 2 Head Right Touch QPSK 20MHz 50RB 49offset 18700ch/Area Scan (9x14x1):

Measurement grid: dx=15mm, dy=15mm
Maximum value of SAR (measured) = 0.834 W/kg

LTE Band 2 Head Right Touch QPSK 20MHz 50RB 49offset 18700ch/Zoom Scan (5x5x7)/Cube 0:

Measurement grid: dx=8mm, dy=8mm, dz=5mm
Reference Value = 11.13 V/m; Power Drift = 0.03 dB
Peak SAR (extrapolated) = 1.14 W/kg
SAR(1 g) = 0.588 W/kg; SAR(10 g) = 0.311 W/kg
Maximum value of SAR (measured) = 0.933 W/kg



0 dB = 0.933 W/kg = -0.30 dBW/kg

Test Laboratory: HCT CO., LTD
EUT Type: Mobile Phone
Liquid Temperature: 20.2 °C
Ambient Temperature: 20.3 °C
Test Date: 09/30/2022
Plot No.: A8

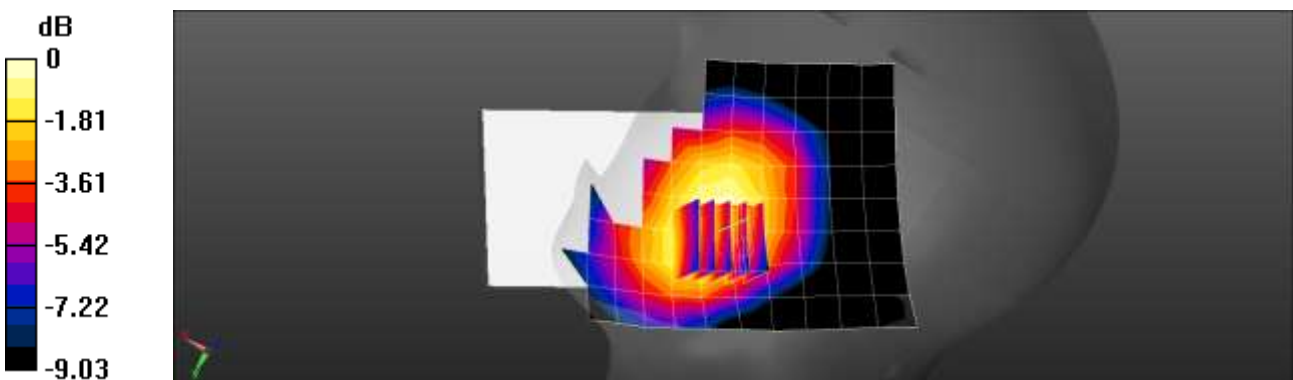
Communication System: UID 0, LTE Band 5 (0); Frequency: 836.5 MHz;Duty Cycle: 1:1
Medium parameters used: $f = 840$ MHz; $\sigma = 0.929$ S/m; $\epsilon_r = 42.215$; $\rho = 1000$ kg/m³
Phantom section: Right Section

DASY Configuration:

- Probe: EX3DV4 - SN7732; ConvF(10.03, 10.03, 10.03) @ 836.5 MHz; Calibrated: 2022-06-30
- Sensor-Surface: 1.4mm (Mechanical Surface Detection)
- Electronics: DAE4 Sn648; Calibrated: 2022-04-29
- Phantom: Twin-SAM V4.0 (20deg probe tilt)
- Measurement SW: DASY52, Version 52.10 (4);

LTE Band 5 Head Right Touch QPSK 10MHz 1RB 0offset 20525ch/Area Scan (9x14x1): Measurement grid: dx=15mm, dy=15mm
Maximum value of SAR (measured) = 0.314 W/kg

LTE Band 5 Head Right Touch QPSK 10MHz 1RB 0offset 20525ch/Zoom Scan (5x5x7)/Cube 0: Measurement grid: dx=8mm, dy=8mm, dz=5mm
Reference Value = 5.498 V/m; Power Drift = 0.16 dB
Peak SAR (extrapolated) = 0.352 W/kg
SAR(1 g) = 0.272 W/kg; SAR(10 g) = 0.210 W/kg
Maximum value of SAR (measured) = 0.323 W/kg



0 dB = 0.323 W/kg = -4.91 dBW/kg

Test Laboratory: HCT CO., LTD
 EUT Type: Mobile Phone
 Liquid Temperature: 20.5 °C
 Ambient Temperature: 20.6 °C
 Test Date: 09/27/2022
 Plot No.: A9

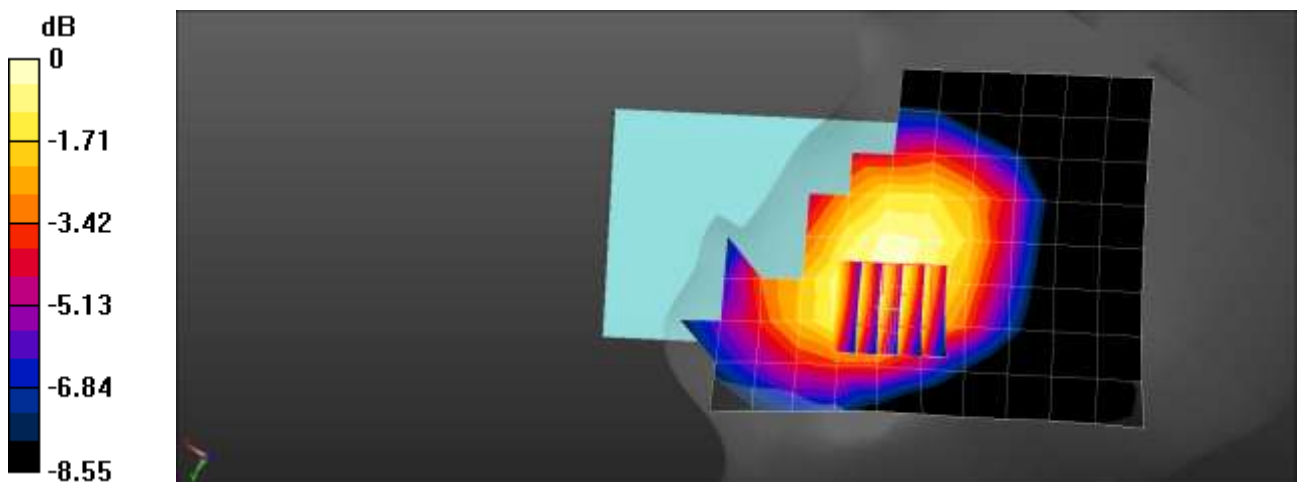
Communication System: UID 0, LTE Band (0); Frequency: 707.5 MHz; Duty Cycle: 1:1
 Medium parameters used: $f = 710 \text{ MHz}$; $\sigma = 0.861 \text{ S/m}$; $\epsilon_r = 43.429$; $\rho = 1000 \text{ kg/m}^3$
 Phantom section: Right Section

DASY Configuration:

- Probe: EX3DV4 - SN7732; ConvF(10.36, 10.36, 10.36) @ 707.5 MHz; Calibrated: 2022-06-30
- Sensor-Surface: 1.4mm (Mechanical Surface Detection)
- Electronics: DAE4 Sn446; Calibrated: 2021-09-30
- Phantom: Twin-SAM V4.0 (20deg probe tilt)
- Measurement SW: DASY52, Version 52.10 (4);

LTE Band 12 Head Right Touch QPSK 10MHz 1RB 0offset 23095ch/Area Scan (9x14x1): Measurement grid: $dx=15\text{mm}$, $dy=15\text{mm}$
 Maximum value of SAR (measured) = 0.125 W/kg

LTE Band 12 Head Right Touch QPSK 10MHz 1RB 0offset 23095ch/Zoom Scan (5x5x7)/Cube 0: Measurement grid: $dx=8\text{mm}$, $dy=8\text{mm}$, $dz=5\text{mm}$
 Reference Value = 3.530 V/m; Power Drift = 0.17 dB
 Peak SAR (extrapolated) = 0.138 W/kg
SAR(1 g) = 0.110 W/kg; SAR(10 g) = 0.086 W/kg
 Maximum value of SAR (measured) = 0.127 W/kg



0 dB = 0.127 W/kg = -8.96 dBW/kg

Test Laboratory: HCT CO., LTD
EUT Type: Mobile Phone
Liquid Temperature: 19.3 °C
Ambient Temperature: 19.4 °C
Test Date: 09/28/2022
Plot No.: A10

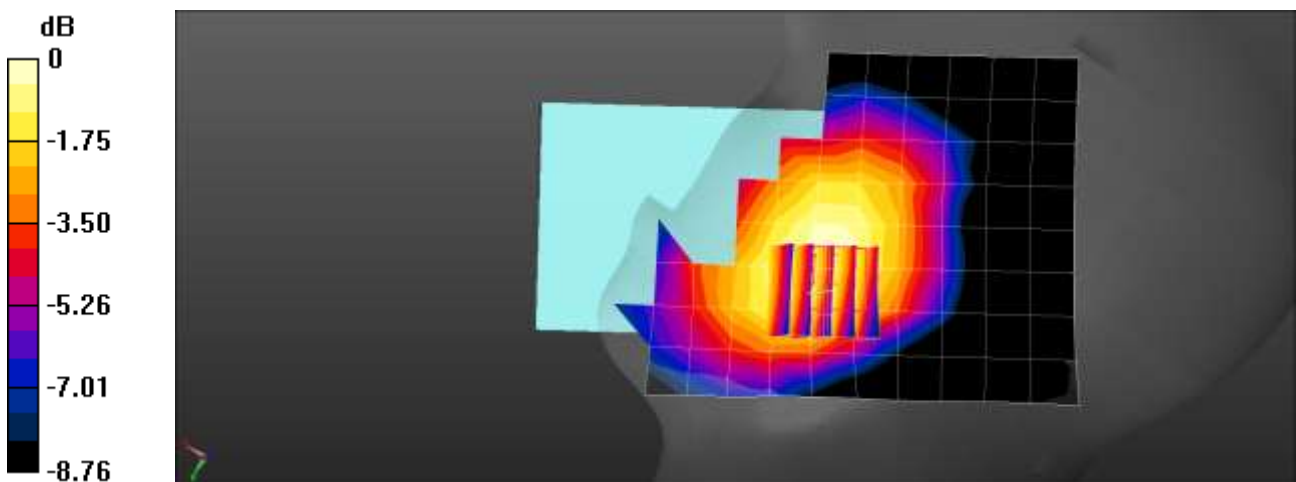
Communication System: UID 0, LTE Band (0); Frequency: 782 MHz;Duty Cycle: 1:1
Medium parameters used: $f = 780$ MHz; $\sigma = 0.935$ S/m; $\epsilon_r = 42.412$; $\rho = 1000$ kg/m³
Phantom section: Right Section

DASY Configuration:

- Probe: EX3DV4 - SN7732; ConvF(10.36, 10.36, 10.36) @ 782 MHz; Calibrated: 2022-06-30
- Sensor-Surface: 1.4mm (Mechanical Surface Detection)
- Electronics: DAE4 Sn446; Calibrated: 2021-09-30
- Phantom: Twin-SAM V4.0 (20deg probe tilt)
- Measurement SW: DASY52, Version 52.10 (4);

LTE Band 13 Head Right Touch QPSK 10MHz 1RB 0offset 23230ch/Area Scan (9x14x1): Measurement grid: dx=15mm, dy=15mm
Maximum value of SAR (measured) = 0.164 W/kg

LTE Band 13 Head Right Touch QPSK 10MHz 1RB 0offset 23230ch/Zoom Scan (5x5x7)/Cube 0: Measurement grid: dx=8mm, dy=8mm, dz=5mm
Reference Value = 3.156 V/m; Power Drift = 0.17 dB
Peak SAR (extrapolated) = 0.180 W/kg
SAR(1 g) = 0.142 W/kg; SAR(10 g) = 0.112 W/kg
Maximum value of SAR (measured) = 0.165 W/kg



0 dB = 0.165 W/kg = -7.83 dBW/kg

Test Laboratory: HCT CO., LTD
EUT Type: Mobile Phone
Liquid Temperature: 20.2 °C
Ambient Temperature: 20.3 °C
Test Date: 09/26/2022
Plot No.: A11

Communication System: UID 0, LTE Band 26 (0); Frequency: 831.5 MHz;Duty Cycle: 1:1
Medium parameters used: $f = 830$ MHz; $\sigma = 0.918$ S/m; $\epsilon_r = 41.377$; $\rho = 1000$ kg/m³
Phantom section: Right Section

DASY Configuration:

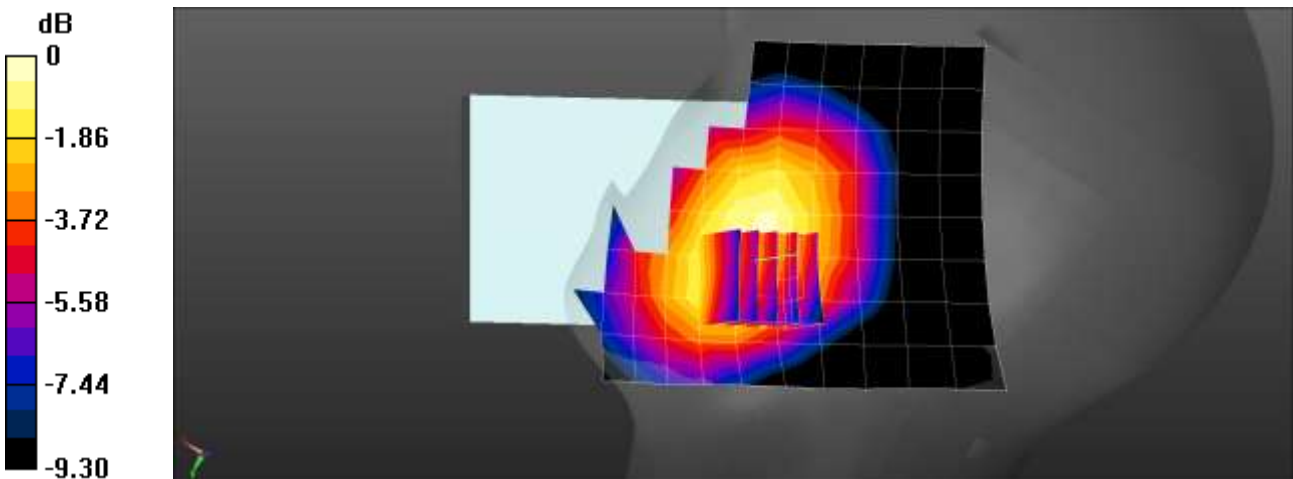
- Probe: EX3DV4 - SN7732; ConvF(10.03, 10.03, 10.03) @ 831.5 MHz; Calibrated: 2022-06-30
- Sensor-Surface: 1.4mm (Mechanical Surface Detection)
- Electronics: DAE4 Sn446; Calibrated: 2021-09-30
- Phantom: Twin-SAM V4.0 (20deg probe tilt)
- Measurement SW: DASY52, Version 52.10 (4);

LTE Band 26 Head Right Touch QPSK 15MHz 1RB 36offset 26865ch/Area Scan (9x14x1):

Measurement grid: dx=15mm, dy=15mm
Maximum value of SAR (measured) = 0.201 W/kg

LTE Band 26 Head Right Touch QPSK 15MHz 1RB 36offset 26865ch/Zoom Scan (5x5x7)/Cube 0:

Measurement grid: dx=8mm, dy=8mm, dz=5mm
Reference Value = 4.475 V/m; Power Drift = 0.07 dB
Peak SAR (extrapolated) = 0.224 W/kg
SAR(1 g) = 0.175 W/kg; SAR(10 g) = 0.133 W/kg
Maximum value of SAR (measured) = 0.207 W/kg



0 dB = 0.207 W/kg = -6.84 dBW/kg

Test Laboratory: HCT CO., LTD
EUT Type: Mobile Phone
Liquid Temperature: 21.8 °C
Ambient Temperature: 21.9 °C
Test Date: 09/29/2022
Plot No.: A12

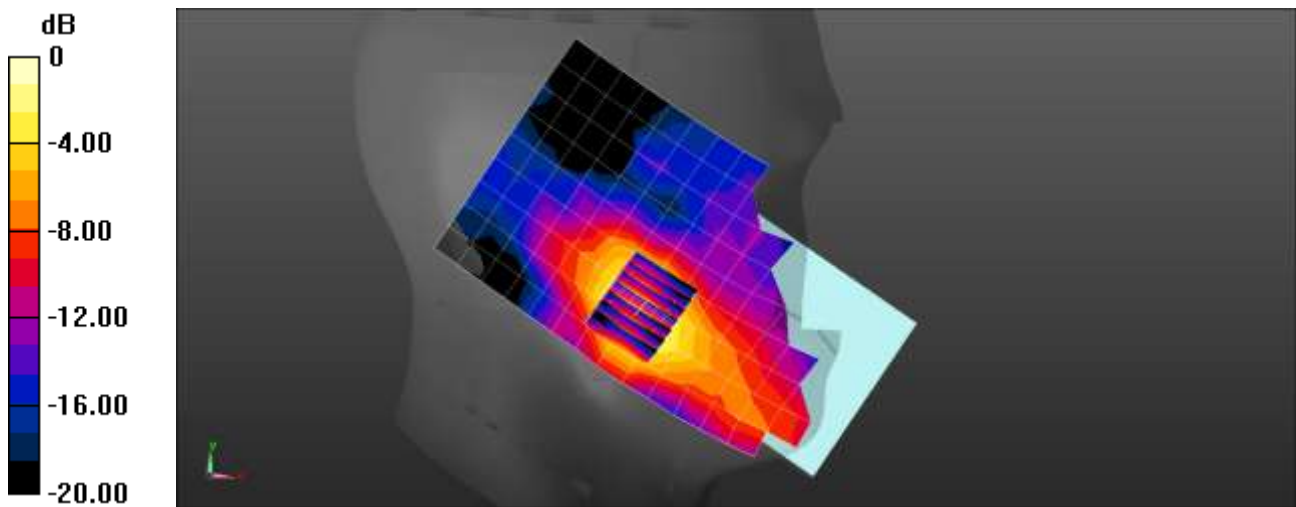
Communication System: UID 0, LTE Band41 (0); Frequency: 2680 MHz;Duty Cycle: 1:1.58052
Medium parameters used: $f = 2680$ MHz; $\sigma = 2.119$ S/m; $\epsilon_r = 37.746$; $\rho = 1000$ kg/m³
Phantom section: Left Section

DASY5 Configuration:

- Probe: EX3DV4 - SN7309; ConvF(7.74, 7.74, 7.74) @ 2680 MHz; Calibrated: 2022-06-22
- Sensor-Surface: 1.4mm (Mechanical Surface Detection)
- Electronics: DAE4 Sn869; Calibrated: 2022-03-25
- Phantom: Twin-SAM V4.0 Right; Type: QD 000 P40 CC; Serial: xxxx
- Measurement SW: DASY52, Version 52.10 (4); SEMCAD X Version 14.6.14 (7483)

LTE Band 41 Head Left Touch QPSK 20MHz 1RB 49offset 41490ch/Area Scan (10x17x1): Measurement grid: dx=12mm, dy=12mm
Maximum value of SAR (measured) = 0.269 W/kg

LTE Band 41 Head Left Touch QPSK 20MHz 1RB 49offset 41490ch/Zoom Scan (7x7x7)/Cube 0: Measurement grid: dx=5mm, dy=5mm, dz=5mm
Reference Value = 2.067 V/m; Power Drift = -0.13 dB
Peak SAR (extrapolated) = 0.332 W/kg
SAR(1 g) = 0.170 W/kg; SAR(10 g) = 0.086 W/kg
Maximum value of SAR (measured) = 0.270 W/kg



0 dB = 0.270 W/kg = -5.69 dBW/kg

Test Laboratory: HCT CO., LTD
EUT Type: Mobile Phone
Liquid Temperature: 21.4 °C
Ambient Temperature: 21.5 °C
Test Date: 09/30/2022
Plot No.: A13

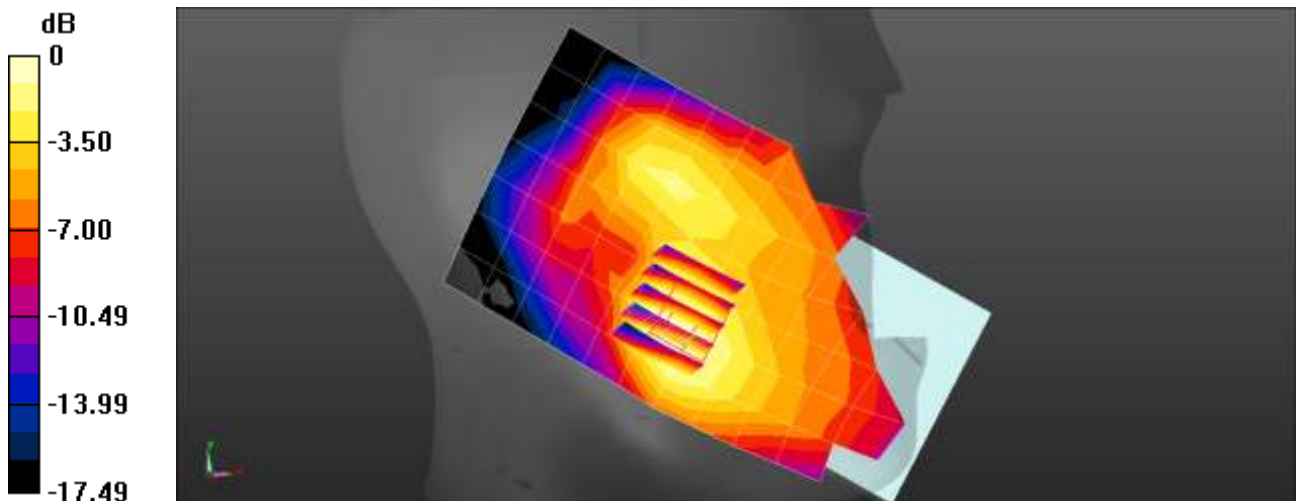
Communication System: UID 0, LTE Band 66 (0); Frequency: 1770 MHz;Duty Cycle: 1:1
Medium parameters used: $f = 1770$ MHz; $\sigma = 1.416$ S/m; $\epsilon_r = 39.527$; $\rho = 1000$ kg/m³
Phantom section: Left Section

DASY5 Configuration:

- Probe: EX3DV4 - SN7309; ConvF(8.73, 8.73, 8.73) @ 1770 MHz; Calibrated: 2022-06-22
- Sensor-Surface: 1.4mm (Mechanical Surface Detection)
- Electronics: DAE4 Sn869; Calibrated: 2022-03-25
- Phantom: Twin-SAM V4.0 Right; Type: QD 000 P40 CC; Serial: xxxx
- Measurement SW: DASY52, Version 52.10 (4); SEMCAD X Version 14.6.14 (7483)

LTE Band 66 Head Left Touch QPSK 20MHz 1RB 49offset 132572ch/Area Scan (8x14x1): Measurement grid: dx=15mm, dy=15mm
Maximum value of SAR (measured) = 0.214 W/kg

LTE Band 66 Head Left Touch QPSK 20MHz 1RB 49offset 132572ch/Zoom Scan (5x5x7)/Cube 0:
Measurement grid: dx=8mm, dy=8mm, dz=5mm
Reference Value = 5.195 V/m; Power Drift = 0.12 dB
Peak SAR (extrapolated) = 0.269 W/kg
SAR(1 g) = 0.174 W/kg; SAR(10 g) = 0.110 W/kg
Maximum value of SAR (measured) = 0.225 W/kg



0 dB = 0.225 W/kg = -6.48 dBW/kg

Test Laboratory: HCT CO., LTD
EUT Type: Mobile Phone
Liquid Temperature: 20.4 °C
Ambient Temperature: 20.5 °C
Test Date: 10/06/2022
Plot No.: A14

Communication System: UID 0, LTE Band (0); Frequency: 1770 MHz;Duty Cycle: 1:1
Medium parameters used: $f = 1770$ MHz; $\sigma = 1.368$ S/m; $\epsilon_r = 39.531$; $\rho = 1000$ kg/m³
Phantom section: Right Section

DASY Configuration:

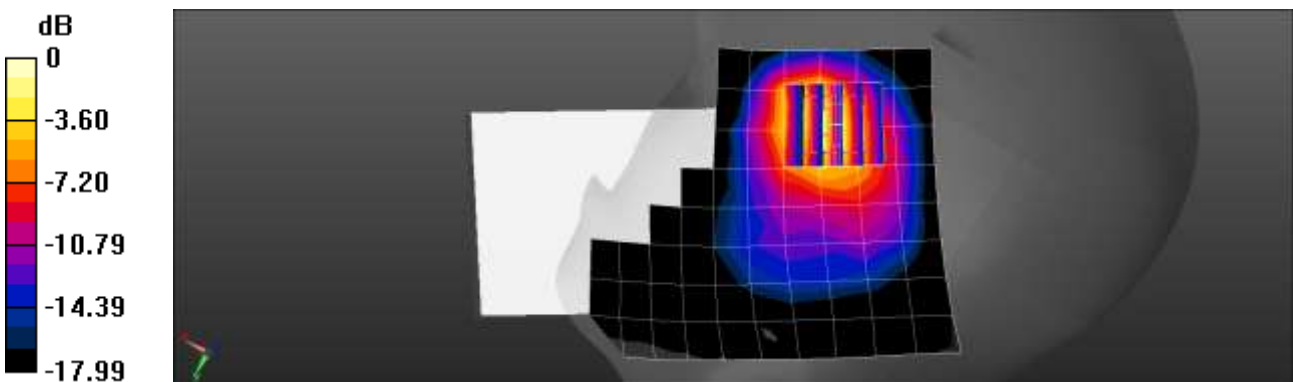
- Probe: EX3DV4 - SN7732; ConvF(8.93, 8.93, 8.93) @ 1770 MHz; Calibrated: 2022-06-30
- Sensor-Surface: 1.4mm (Mechanical Surface Detection)
- Electronics: DAE4 Sn648; Calibrated: 2022-04-29
- Phantom: Twin-SAM V4.0 (20deg probe tilt)
- Measurement SW: DASY52, Version 52.10 (4);

LTE Band 66 Head Right Touch QPSK 20MHz 50RB 49offset 132572ch/Area Scan (9x14x1):

Measurement grid: dx=15mm, dy=15mm
Maximum value of SAR (measured) = 0.882 W/kg

LTE Band 66 Head Right Touch QPSK 20MHz 50RB 49offset 132572ch/Zoom Scan (5x5x7)/Cube 0:

Measurement grid: dx=8mm, dy=8mm, dz=5mm
Reference Value = 8.785 V/m; Power Drift = 0.14 dB
Peak SAR (extrapolated) = 1.21 W/kg
SAR(1 g) = 0.603 W/kg; SAR(10 g) = 0.307 W/kg
Maximum value of SAR (measured) = 0.985 W/kg



0 dB = 0.985 W/kg = -0.07 dBW/kg

Test Laboratory: HCT CO., LTD
EUT Type: Mobile Phone
Liquid Temperature: 21.2 °C
Ambient Temperature: 21.3 °C
Test Date: 10/12/2022
Plot No.: A15

Communication System: UID 0, 5G NR (0); Frequency: 836.5 MHz;Duty Cycle: 1:1
Medium parameters used (interpolated): $f = 836.5$ MHz; $\sigma = 0.917$ S/m; $\epsilon_r = 41.999$; $\rho = 1000$ kg/m³
Phantom section: Right Section

DASY5 Configuration:

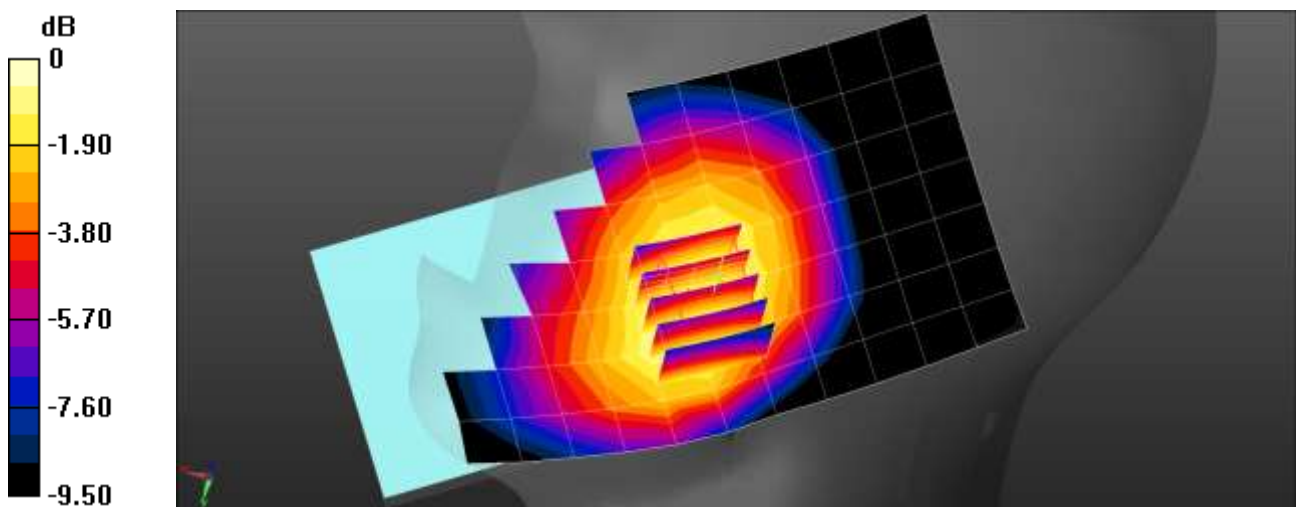
- Probe: EX3DV4 - SN7309; ConvF(9.99, 9.99, 9.99) @ 836.5 MHz; Calibrated: 2022-06-22
- Sensor-Surface: 1.4mm (Mechanical Surface Detection)
- Electronics: DAE4 Sn869; Calibrated: 2022-03-25
- Phantom: Twin-SAM V4.0 Right; Type: QD 000 P40 CC; Serial: xxxx
- Measurement SW: DASY52, Version 52.10 (4); SEMCAD X Version 14.6.14 (7483)

NR Band n5 Head Right Touch DFT-s QPSK 20MHz 1RB 53offset 167300ch/Area Scan (8x14x1):

Measurement grid: dx=15mm, dy=15mm
Maximum value of SAR (measured) = 0.310 W/kg

NR Band n5 Head Right Touch DFT-s QPSK 20MHz 1RB 53offset 167300ch/Zoom Scan (5x5x7)/Cube

0: Measurement grid: dx=8mm, dy=8mm, dz=5mm
Reference Value = 4.488 V/m; Power Drift = -0.10 dB
Peak SAR (extrapolated) = 0.350 W/kg
SAR(1 g) = 0.277 W/kg; SAR(10 g) = 0.216 W/kg
Maximum value of SAR (measured) = 0.324 W/kg



0 dB = 0.324 W/kg = -4.89 dBW/kg

Test Laboratory: HCT CO., LTD
 EUT Type: Mobile Phone
 Liquid Temperature: 21.0 °C
 Ambient Temperature: 21.1 °C
 Test Date: 10/07/2022
 Plot No.: A16

Communication System: UID 0, n41 (0); Frequency: 2592.99 MHz; Duty Cycle: 1:1
 Medium parameters used (interpolated): $f = 2592.99$ MHz; $\sigma = 2.035$ S/m; $\epsilon_r = 38.158$; $\rho = 1000$ kg/m³
 Phantom section: Left Section

DASY5 Configuration:

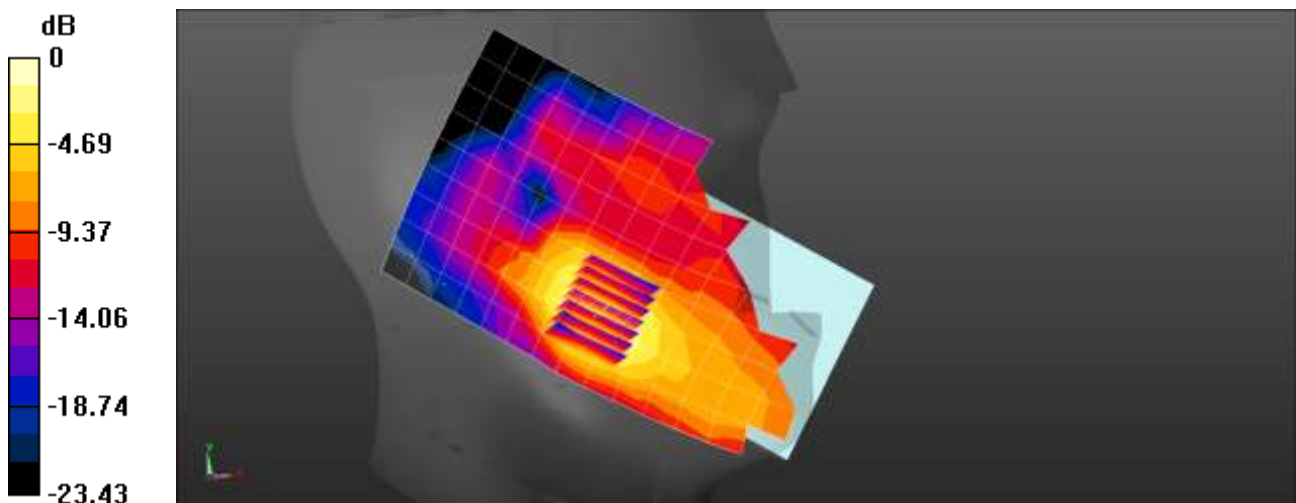
- Probe: EX3DV4 - SN7309; ConvF(7.74, 7.74, 7.74) @ 2592.99 MHz; Calibrated: 2022-06-22
- Sensor-Surface: 1.4mm (Mechanical Surface Detection)
- Electronics: DAE4 Sn869; Calibrated: 2022-03-25
- Phantom: Twin-SAM V4.0 Right; Type: QD 000 P40 CC; Serial: xxxx
- Measurement SW: DASY52, Version 52.10 (4); SEMCAD X Version 14.6.14 (7483)

NR Band n41 Head Left Touch DFT-s QPSK 100MHz 135RB 69offset 518598ch/Area Scan (10x17x1):

Measurement grid: dx=12mm, dy=12mm
 Maximum value of SAR (measured) = 0.320 W/kg

NR Band n41 Head Left Touch DFT-s QPSK 100MHz 135RB 69offset 518598ch/Zoom Scan

(7x7x7)/Cube 0: Measurement grid: dx=5mm, dy=5mm, dz=5mm
 Reference Value = 2.739 V/m; Power Drift = 0.17 dB
 Peak SAR (extrapolated) = 0.434 W/kg
SAR(1 g) = 0.226 W/kg; SAR(10 g) = 0.119 W/kg
 Maximum value of SAR (measured) = 0.352 W/kg



0 dB = 0.352 W/kg = -4.53 dBW/kg

Test Laboratory: HCT CO., LTD
 EUT Type: Mobile Phone
 Liquid Temperature: 21.4 °C
 Ambient Temperature: 21.4 °C
 Test Date: 11/09/2022
 Plot No.: A17

Communication System: UID 0, n41 (0); Frequency: 2592.99 MHz; Duty Cycle: 1:1
 Medium parameters used (interpolated): $f = 2592.99$ MHz; $\sigma = 2.018$ S/m; $\epsilon_r = 37.856$; $\rho = 1000$ kg/m³
 Phantom section: Left Section

DASY5 Configuration:

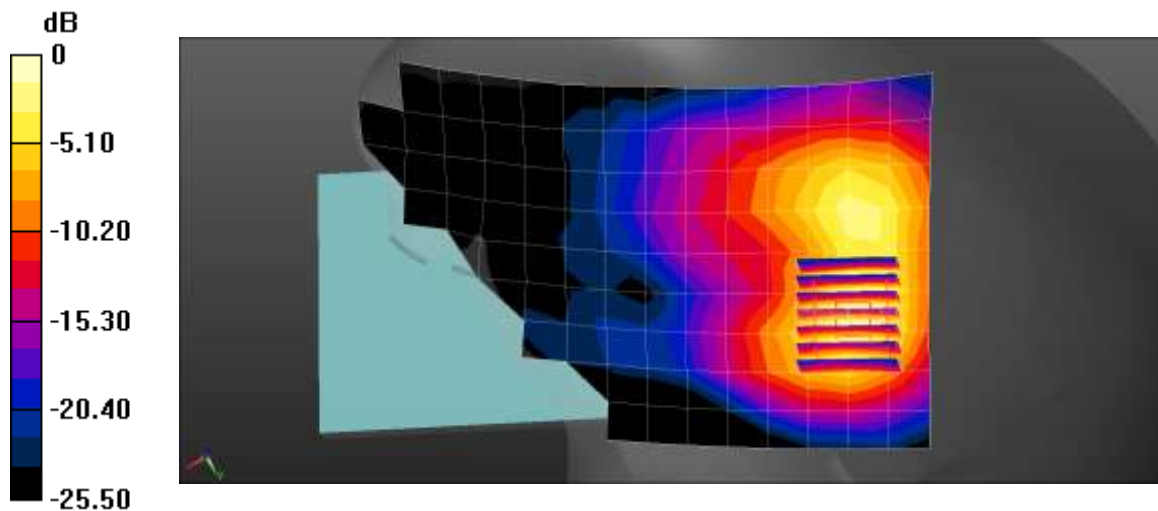
- Probe: EX3DV4 - SN7309; ConvF(7.74, 7.74, 7.74) @ 2592.99 MHz; Calibrated: 2022-06-22
- Sensor-Surface: 1.4mm (Mechanical Surface Detection)
- Electronics: DAE4 Sn869; Calibrated: 2022-03-25
- Phantom: Twin-SAM V4.0 Right; Type: QD 000 P40 CC; Serial: xxxx
- Measurement SW: DASY52, Version 52.10 (4); SEMCAD X Version 14.6.14 (7483)

NR Band n41 Head Left Tilt DFT-s QPSK 100MHz 1RB 271offset 518598ch/Area Scan (10x17x1):

Measurement grid: dx=12mm, dy=12mm
 Maximum value of SAR (measured) = 0.385 W/kg

NR Band n41 Head Left Tilt DFT-s QPSK 100MHz 1RB 271offset 518598ch/Zoom Scan (7x7x7)/Cube 0:

Measurement grid: dx=5mm, dy=5mm, dz=5mm
 Reference Value = 10.40 V/m; Power Drift = -0.19 dB
 Peak SAR (extrapolated) = 0.539 W/kg
SAR(1 g) = 0.254 W/kg; SAR(10 g) = 0.114 W/kg
 Maximum value of SAR (measured) = 0.420 W/kg



0 dB = 0.420 W/kg = -3.77 dBW/kg

Test Laboratory: HCT CO., LTD
 EUT Type: Mobile Phone
 Liquid Temperature: 20.9 °C
 Ambient Temperature: 21.0 °C
 Test Date: 10/13/2022
 Plot No.: A18

Communication System: UID 0, 5G NR (0); Frequency: 1770 MHz; Duty Cycle: 1:1
 Medium parameters used: $f = 1770$ MHz; $\sigma = 1.421$ S/m; $\epsilon_r = 39.597$; $\rho = 1000$ kg/m³
 Phantom section: Left Section

DASY5 Configuration:

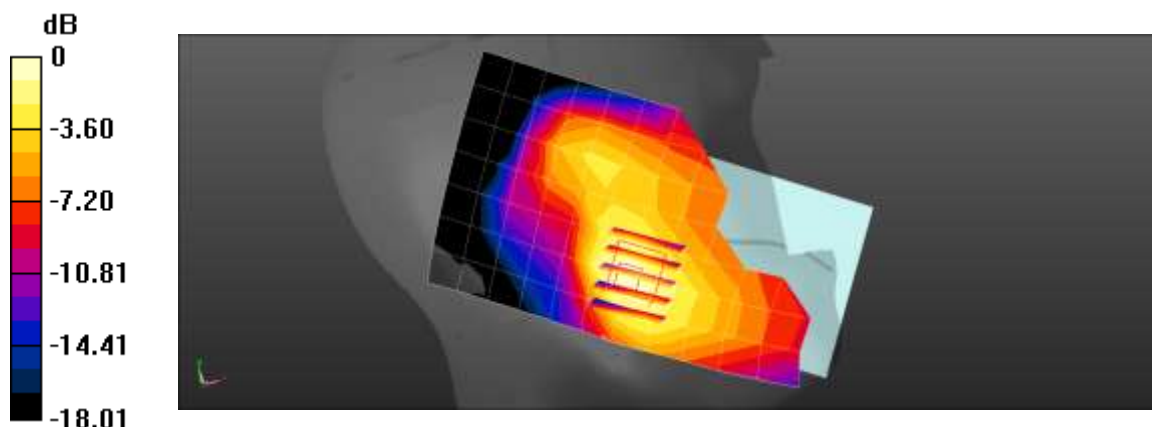
- Probe: EX3DV4 - SN7309; ConvF(8.73, 8.73, 8.73) @ 1770 MHz; Calibrated: 2022-06-22
- Sensor-Surface: 1.4mm (Mechanical Surface Detection)
- Electronics: DAE4 Sn869; Calibrated: 2022-03-25
- Phantom: Twin-SAM V4.0 Right; Type: QD 000 P40 CC; Serial: xxxx
- Measurement SW: DASY52, Version 52.10 (4); SEMCAD X Version 14.6.14 (7483)

NR Band n66 Head Left Touch DFT-s QPSK 20MHz 50RB 28offset 354000ch/Area Scan (8x14x1):

Measurement grid: dx=15mm, dy=15mm
 Maximum value of SAR (measured) = 0.475 W/kg

NR Band n66 Head Left Touch DFT-s QPSK 20MHz 50RB 28offset 354000ch/Zoom Scan (5x5x7)/Cube

0: Measurement grid: dx=8mm, dy=8mm, dz=5mm
 Reference Value = 5.677 V/m; Power Drift = -0.15 dB
 Peak SAR (extrapolated) = 0.565 W/kg
SAR(1 g) = 0.376 W/kg; SAR(10 g) = 0.241 W/kg
 Maximum value of SAR (measured) = 0.481 W/kg



0 dB = 0.481 W/kg = -3.18 dBW/kg

Test Laboratory: HCT CO., LTD
EUT Type: Mobile Phone
Liquid Temperature: 19.7 °C
Ambient Temperature: 19.8 °C
Test Date: 10/12/2022
Plot No.: A19

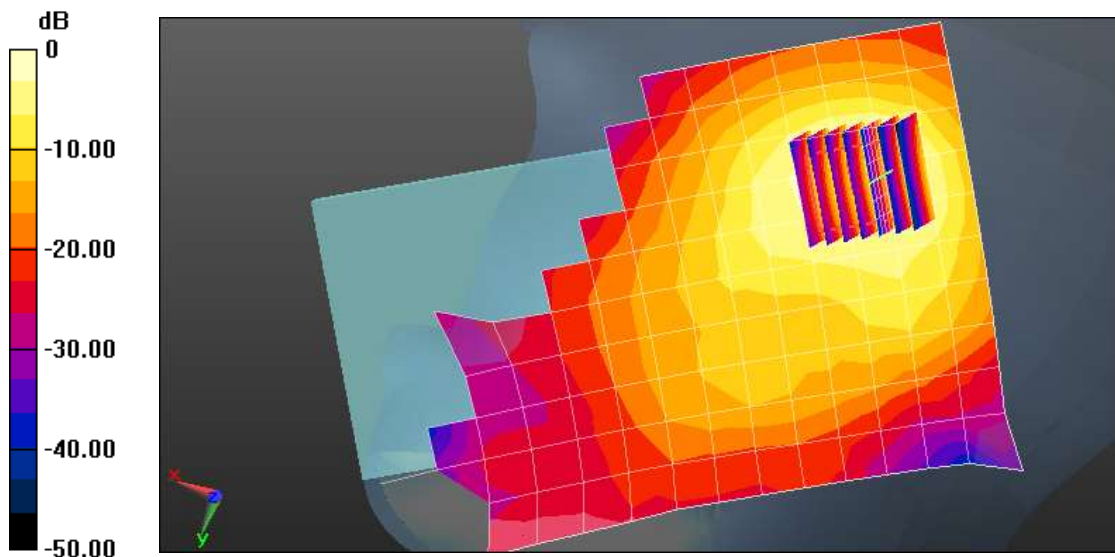
Communication System: UID 0, 2450MHz FCC (0); Frequency: 2412 MHz;Duty Cycle: 1:1
Medium parameters used: $f = 2410$ MHz; $\sigma = 1.806$ S/m; $\epsilon_r = 38.304$; $\rho = 1000$ kg/m³
Phantom section: Right Section

DASY5 Configuration:

- Probe: EX3DV4 - SN7654; ConvF(8.59, 8.59, 8.59) @ 2412 MHz; Calibrated: 2022-05-31
- Sensor-Surface: 1.4mm (Mechanical Surface Detection)
- Electronics: DAE4 Sn1686; Calibrated: 2022-05-31
- Phantom: SAM with CRP v5.0_Front; Type: QD000P40CD; Serial: TP:xxxx
- Measurement SW: DASY52, Version 52.10 (4); SEMCAD X Version 14.6.14 (7501)

802.11b Head Right Touch 1Mbps 1ch/Area Scan (11x17x1): Measurement grid: dx=12mm, dy=12mm
Maximum value of SAR (measured) = 0.775 W/kg

802.11b Head Right Touch 1Mbps 1ch/Zoom Scan (7x7x7)/Cube 0: Measurement grid: dx=5mm, dy=5mm, dz=5mm
Reference Value = 11.95 V/m; Power Drift = -0.09 dB
Peak SAR (extrapolated) = 0.980 W/kg
SAR(1 g) = 0.497 W/kg; SAR(10 g) = 0.254 W/kg
Maximum value of SAR (measured) = 0.776 W/kg



0 dB = 0.775 W/kg = -1.11 dBW/kg

Test Laboratory: HCT CO., LTD
EUT Type: Mobile Phone
Liquid Temperature: 20.4 °C
Ambient Temperature: 20.5 °C
Test Date: 10/11/2022
Plot No.: A20

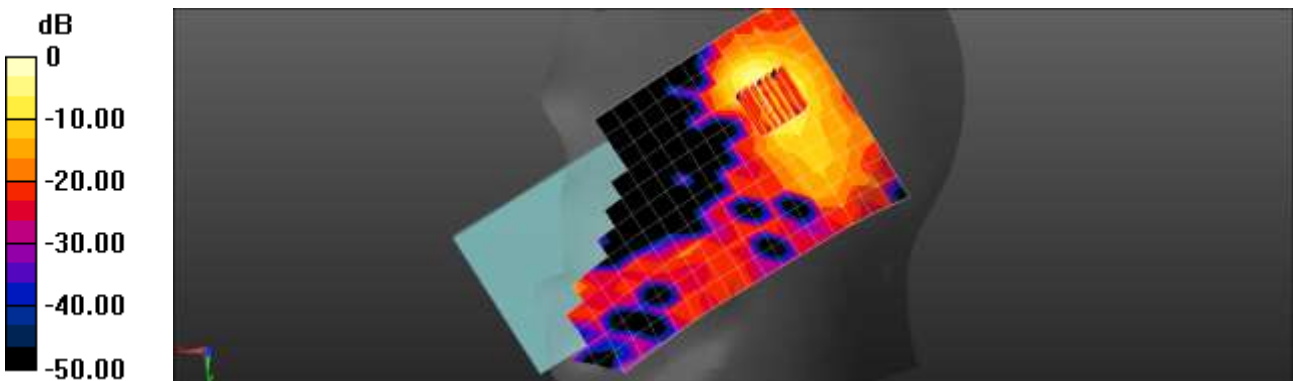
Communication System: UID 0, WLAN 5GHz (0); Frequency: 5775 MHz;Duty Cycle: 1:1
Medium parameters used: $f = 5770$ MHz; $\sigma = 5.29$ S/m; $\epsilon_r = 36.207$; $\rho = 1000$ kg/m³
Phantom section: Right Section

DASY Configuration:

- Probe: EX3DV4 - SN7732; ConvF(5.36, 5.36, 5.36) @ 5775 MHz;
- Sensor-Surface: 1.4mm (Mechanical Surface Detection)
- Electronics: DAE4 Sn648; Calibrated: 2022-04-29
- Phantom: Twin-SAM V4.0 (20deg probe tilt)
- Measurement SW: DASY52, Version 52.10 (4);

802.11ac80 Head Right Tilt MCS0 155ch/Area Scan (12x21x1): Measurement grid: dx=10mm, dy=10mm
Maximum value of SAR (measured) = 0.723 W/kg

802.11ac80 Head Right Tilt MCS0 155ch/Zoom Scan (7x7x7)/Cube 0: Measurement grid: dx=4mm, dy=4mm, dz=1.4mm
Reference Value = 6.748 V/m; Power Drift = 0.18 dB
Peak SAR (extrapolated) = 1.37 W/kg
SAR(1 g) = 0.313 W/kg; SAR(10 g) = 0.088 W/kg
Maximum value of SAR (measured) = 0.807 W/kg



0 dB = 0.807 W/kg = -0.93 dBW/kg

Test Laboratory: HCT CO., LTD
EUT Type: Mobile Phone
Liquid Temperature: 20.3 °C
Ambient Temperature: 20.4 °C
Test Date: 10/12/2022
Plot No.: A21

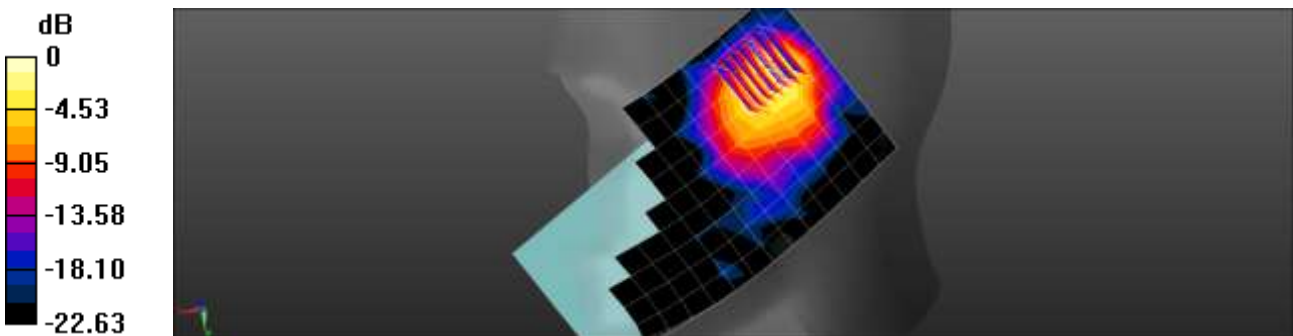
Communication System: UID 0, Bluetooth (0); Frequency: 2441 MHz; Duty Cycle: 1:1.304
Medium parameters used: $f = 2440$ MHz; $\sigma = 1.841$ S/m; $\epsilon_r = 38.86$; $\rho = 1000$ kg/m³
Phantom section: Right Section

DASY Configuration:

- Probe: EX3DV4 - SN7732; ConvF(8.42, 8.42, 8.42) @ 2441 MHz; Calibrated: 2022-06-30
- Sensor-Surface: 1.4mm (Mechanical Surface Detection)
- Electronics: DAE4 Sn648; Calibrated: 2022-04-29
- Phantom: Twin-SAM V4.0 (20deg probe tilt)
- Measurement SW: DASY52, Version 52.10 (4);

Bluetooth Head Right Touch DH5 39ch/Area Scan (10x17x1): Measurement grid: dx=12mm, dy=12mm
Maximum value of SAR (measured) = 0.187 W/kg

Bluetooth Head Right Touch DH5 39ch/Zoom Scan (7x7x7)/Cube 0: Measurement grid: dx=5mm, dy=5mm, dz=5mm
Reference Value = 5.541 V/m; Power Drift = 0.14 dB
Peak SAR (extrapolated) = 0.255 W/kg
SAR(1 g) = 0.124 W/kg; SAR(10 g) = 0.060 W/kg
Maximum value of SAR (measured) = 0.197 W/kg



0 dB = 0.197 W/kg = -7.06 dBW/kg

Test Laboratory: HCT CO., LTD
 EUT Type: Mobile Phone
 Liquid Temperature: 19.2 °C
 Ambient Temperature: 19.3 °C
 Test Date: 09/28/2022
 Plot No.: B1

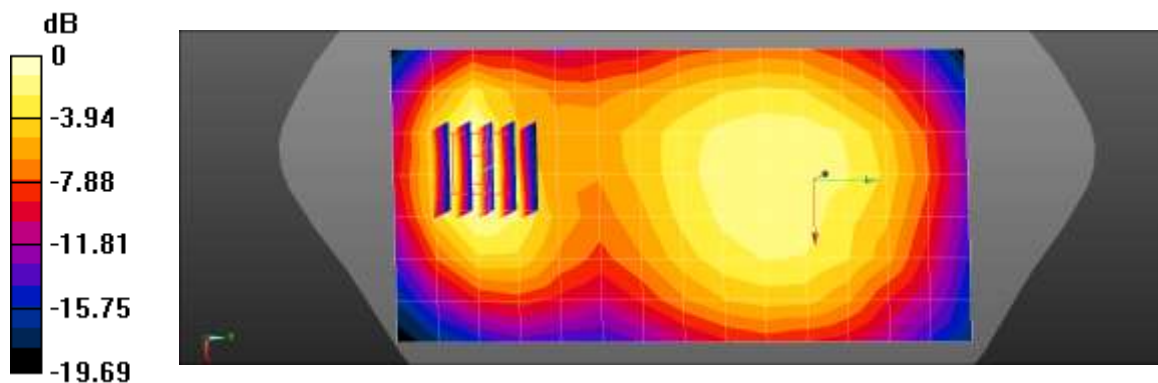
Communication System: UID 0, GSM850 GPRS 2TX (0); Frequency: 836.6 MHz; Duty Cycle: 1:4.14954
 Medium parameters used (interpolated): $f = 836.6 \text{ MHz}$; $\sigma = 0.882 \text{ S/m}$; $\epsilon_r = 41.865$; $\rho = 1000 \text{ kg/m}^3$
 Phantom section: Flat Section

DASY5 Configuration:

- Probe: EX3DV4 - SN7654; ConvF(10.48, 10.48, 10.48) @ 836.6 MHz; Calibrated: 2022-05-31
- Sensor-Surface: 1.4mm (Mechanical Surface Detection)
- Electronics: DAE4 Sn1686; Calibrated: 2022-05-31
- Phantom: SAM with CRP v5.0_Front; Type: QD000P40CD; Serial: TP:xxxx
- Measurement SW: DASY52, Version 52.10 (4); SEMCAD X Version 14.6.14 (7501)

GSM850 2Tx BodyWorn Rear 190ch/Area Scan (8x15x1): Measurement grid: $dx=15\text{mm}$, $dy=15\text{mm}$
 Maximum value of SAR (measured) = 0.592 W/kg

GSM850 2Tx BodyWorn Rear 190ch/Zoom Scan (5x5x7)/Cube 0: Measurement grid: $dx=8\text{mm}$, $dy=8\text{mm}$, $dz=5\text{mm}$
 Reference Value = 4.844 V/m; Power Drift = 0.07 dB
 Peak SAR (extrapolated) = 0.707 W/kg
SAR(1 g) = 0.409 W/kg; SAR(10 g) = 0.236 W/kg
 Maximum value of SAR (measured) = 0.593 W/kg



0 dB = 0.592 W/kg = -2.28 dBW/kg

Test Laboratory: HCT CO., LTD
EUT Type: Mobile Phone
Liquid Temperature: 19.2 °C
Ambient Temperature: 19.3 °C
Test Date: 09/30/2022
Plot No.: B2

Communication System: UID 0, GSM 1900 2TX (0); Frequency: 1880 MHz;Duty Cycle: 1:4.14954
Medium parameters used: $f = 1880$ MHz; $\sigma = 1.368$ S/m; $\epsilon_r = 40.335$; $\rho = 1000$ kg/m³
Phantom section: Flat Section

DASY5 Configuration:

- Probe: EX3DV4 - SN7702; ConvF(8.78, 8.78, 8.78) @ 1880 MHz; Calibrated: 2022-01-20
- Sensor-Surface: 1.4mm (Mechanical Surface Detection)
- Electronics: DAE4 Sn466; Calibrated: 2022-05-02
- Phantom: SAM with CRP v5.0_Front; Type: QD000P40CD; Serial: TP:xxxx
- Measurement SW: DASY52, Version 52.10 (4); SEMCAD X Version 14.6.14 (7501)

GSM1900 2Tx BodyWorn Rear 661ch/Area Scan (8x15x1): Measurement grid: dx=15mm, dy=15mm
Maximum value of SAR (measured) = 0.275 W/kg

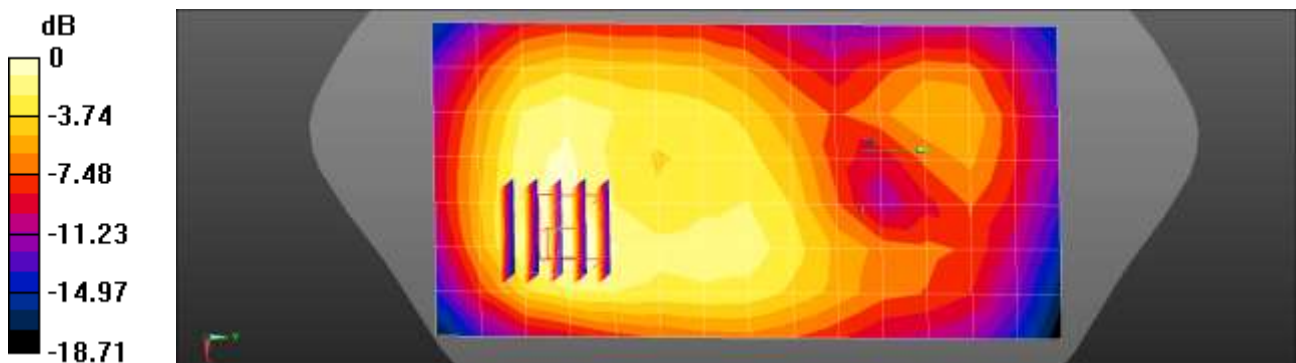
GSM1900 2Tx BodyWorn Rear 661ch/Zoom Scan (5x5x7)/Cube 0: Measurement grid: dx=8mm, dy=8mm, dz=5mm

Reference Value = 10.30 V/m; Power Drift = 0.00 dB

Peak SAR (extrapolated) = 0.354 W/kg

SAR(1 g) = 0.188 W/kg; SAR(10 g) = 0.109 W/kg

Maximum value of SAR (measured) = 0.275 W/kg



0 dB = 0.275 W/kg = -5.61 dBW/kg

Test Laboratory: HCT CO., LTD
EUT Type: Mobile Phone
Liquid Temperature: 19.5 °C
Ambient Temperature: 19.6 °C
Test Date: 09/29/2022
Plot No.: B3

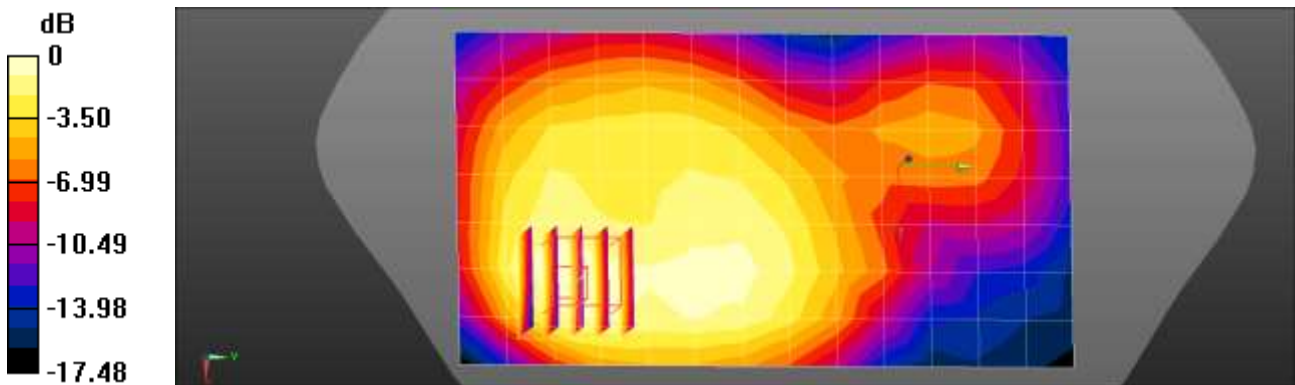
Communication System: UID 0, WCDMA1900 (0); Frequency: 1880 MHz;Duty Cycle: 1:1
Medium parameters used: $f = 1880$ MHz; $\sigma = 1.398$ S/m; $\epsilon_r = 40.766$; $\rho = 1000$ kg/m³
Phantom section: Flat Section

DASY5 Configuration:

- Probe: EX3DV4 - SN7654; ConvF(9.09, 9.09, 9.09) @ 1880 MHz; Calibrated: 2022-05-31
- Sensor-Surface: 1.4mm (Mechanical Surface Detection)
- Electronics: DAE4 Sn1686; Calibrated: 2022-05-31
- Phantom: SAM with CRP v5.0_Front; Type: QD000P40CD; Serial: TP:xxxx
- Measurement SW: DASY52, Version 52.10 (4); SEMCAD X Version 14.6.14 (7501)

UMTS Band 2 BodyWorn Rear 9400ch/Area Scan (8x14x1): Measurement grid: dx=15mm, dy=15mm
Maximum value of SAR (measured) = 0.280 W/kg

UMTS Band 2 BodyWorn Rear 9400ch/Zoom Scan (5x5x7)/Cube 0: Measurement grid: dx=8mm, dy=8mm, dz=5mm
Reference Value = 10.68 V/m; Power Drift = -0.10 dB
Peak SAR (extrapolated) = 0.350 W/kg
SAR(1 g) = 0.190 W/kg; SAR(10 g) = 0.109 W/kg
Maximum value of SAR (measured) = 0.288 W/kg



0 dB = 0.280 W/kg = -5.53 dBW/kg

Test Laboratory: HCT CO., LTD
 EUT Type: Mobile Phone
 Liquid Temperature: 20.1 °C
 Ambient Temperature: 20.2 °C
 Test Date: 10/04/2022
 Plot No.: B4

Communication System: UID 0, WCDMA IV (0); Frequency: 1732.4 MHz; Duty Cycle: 1:1
 Medium parameters used (interpolated): $f = 1732.4$ MHz; $\sigma = 1.339$ S/m; $\epsilon_r = 41.536$; $\rho = 1000$ kg/m³
 Phantom section: Flat Section

DASY5 Configuration:

- Probe: EX3DV4 - SN7654; ConvF(9.48, 9.48, 9.48) @ 1732.4 MHz; Calibrated: 2022-05-31
- Sensor-Surface: 1.4mm (Mechanical Surface Detection)
- Electronics: DAE4 Sn1686; Calibrated: 2022-05-31
- Phantom: SAM with CRP v5.0_Front; Type: QD000P40CD; Serial: TP:xxxx
- Measurement SW: DASY52, Version 52.10 (4); SEMCAD X Version 14.6.14 (7501)

UMTS Band 4 BodyWorn Rear 1412ch/Area Scan (8x14x1): Measurement grid: dx=15mm, dy=15mm

Maximum value of SAR (measured) = 0.240 W/kg

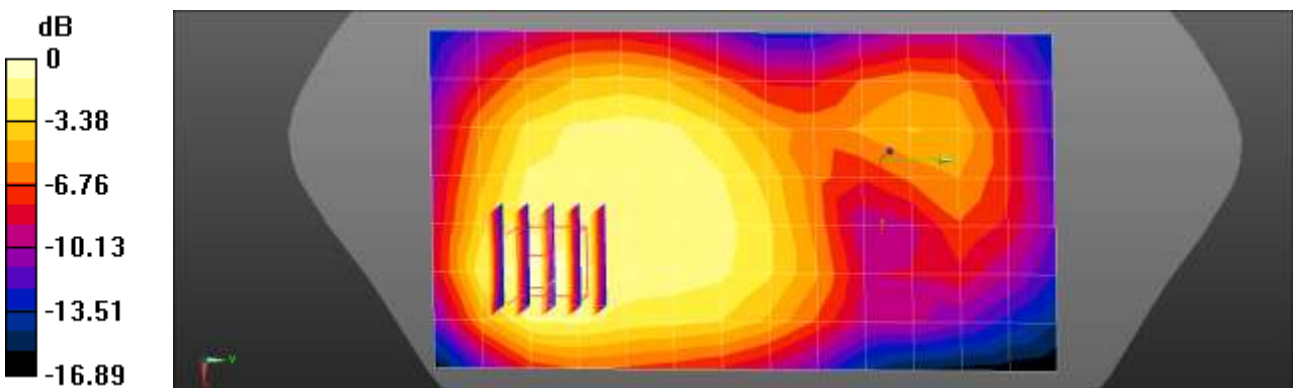
UMTS Band 4 BodyWorn Rear 1412ch/Zoom Scan (5x5x7)/Cube 0: Measurement grid: dx=8mm, dy=8mm, dz=5mm

Reference Value = 9.231 V/m; Power Drift = 0.02 dB

Peak SAR (extrapolated) = 0.302 W/kg

SAR(1 g) = 0.165 W/kg; SAR(10 g) = 0.095 W/kg

Maximum value of SAR (measured) = 0.240 W/kg



0 dB = 0.240 W/kg = -6.20 dBW/kg

Test Laboratory: HCT CO., LTD
EUT Type: Mobile Phone
Liquid Temperature: 20.1 °C
Ambient Temperature: 20.2 °C
Test Date: 10/05/2022
Plot No.: B5

Communication System: UID 0, WCDMA850 (0); Frequency: 836.6 MHz;Duty Cycle: 1:1
Medium parameters used (interpolated): $f = 836.6$ MHz; $\sigma = 0.886$ S/m; $\epsilon_r = 41.755$; $\rho = 1000$ kg/m³
Phantom section: Flat Section

DASY5 Configuration:

- Probe: EX3DV4 - SN7654; ConvF(10.48, 10.48, 10.48) @ 836.6 MHz; Calibrated: 2022-05-31
- Sensor-Surface: 1.4mm (Mechanical Surface Detection)
- Electronics: DAE4 Sn1686; Calibrated: 2022-05-31
- Phantom: SAM with CRP v5.0_Front; Type: QD000P40CD; Serial: TP:xxxx
- Measurement SW: DASY52, Version 52.10 (4); SEMCAD X Version 14.6.14 (7501)

UMTS Band 5 BodyWorn Rear 4183ch/Area Scan (8x14x1): Measurement grid: dx=15mm, dy=15mm

Maximum value of SAR (measured) = 0.386 W/kg

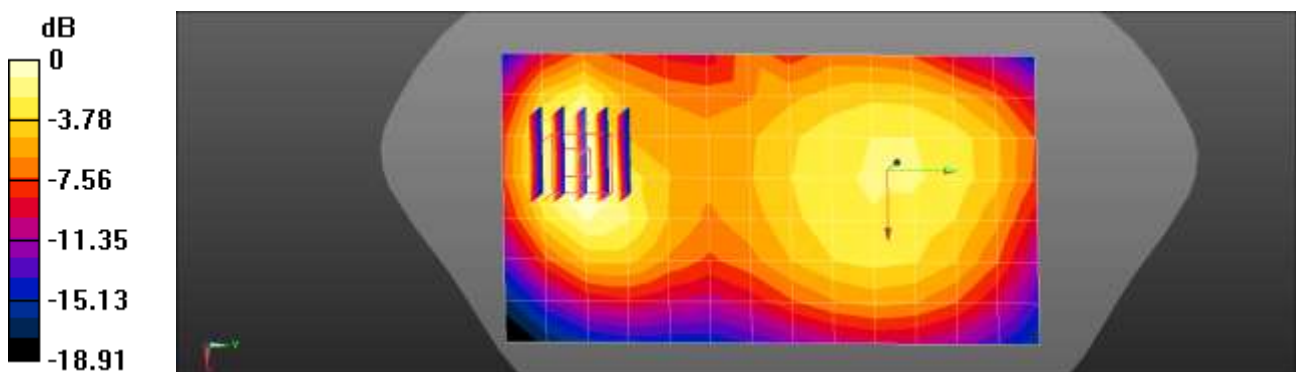
UMTS Band 5 BodyWorn Rear 4183ch/Zoom Scan (5x5x7)/Cube 0: Measurement grid: dx=8mm, dy=8mm, dz=5mm

Reference Value = 14.01 V/m; Power Drift = -0.01 dB

Peak SAR (extrapolated) = 0.486 W/kg

SAR(1 g) = 0.282 W/kg; SAR(10 g) = 0.167 W/kg

Maximum value of SAR (measured) = 0.410 W/kg



0 dB = 0.386 W/kg = -4.13 dBW/kg

Test Laboratory: HCT CO., LTD
EUT Type: Mobile Phone
Liquid Temperature: 19.7 °C
Ambient Temperature: 19.8 °C
Test Date: 09/29/2022
Plot No.: B6

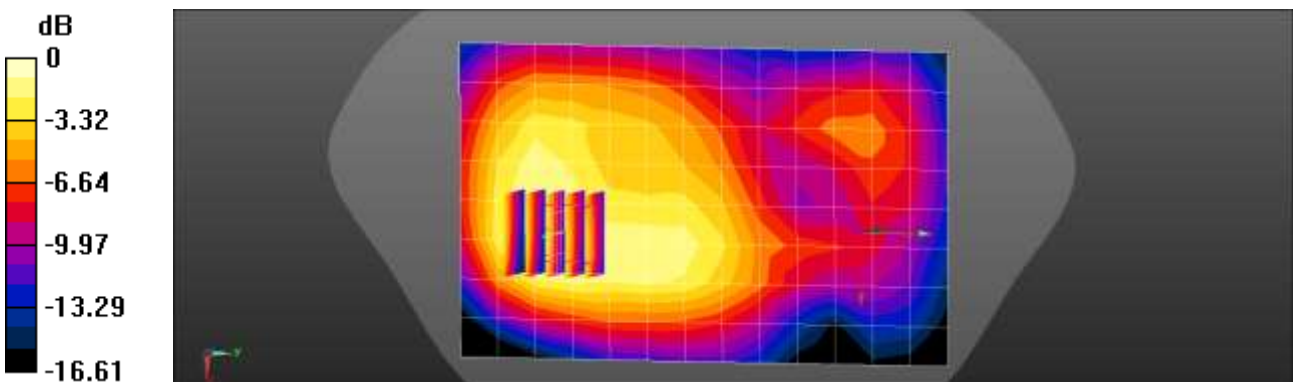
Communication System: UID 0, LTE Band (0); Frequency: 1880 MHz;Duty Cycle: 1:1
Medium parameters used: $f = 1880$ MHz; $\sigma = 1.383$ S/m; $\epsilon_r = 38.793$; $\rho = 1000$ kg/m³
Phantom section: Flat Section

DASY Configuration:

- Probe: EX3DV4 - SN7732; ConvF(8.57, 8.57, 8.57) @ 1880 MHz;
- Sensor-Surface: 1.4mm (Mechanical Surface Detection)
- Electronics: DAE4 Sn648; Calibrated: 2022-04-29
- Phantom: Twin-SAM V4.0 (20deg probe tilt)
- Measurement SW: DASY52, Version 52.10 (4);

LTE Band 2 Bodyworn Rear QPSK 20MHz 1RB 49offset 18900ch/Area Scan (9x14x1): Measurement grid: dx=15mm, dy=15mm
Maximum value of SAR (measured) = 0.366 W/kg

LTE Band 2 Bodyworn Rear QPSK 20MHz 1RB 49offset 18900ch/Zoom Scan (5x5x7)/Cube 0: Measurement grid: dx=8mm, dy=8mm, dz=5mm
Reference Value = 11.50 V/m; Power Drift = -0.07 dB
Peak SAR (extrapolated) = 0.443 W/kg
SAR(1 g) = 0.261 W/kg; SAR(10 g) = 0.161 W/kg
Maximum value of SAR (measured) = 0.368 W/kg



0 dB = 0.368 W/kg = -4.34 dBW/kg

Test Laboratory: HCT CO., LTD
EUT Type: Mobile Phone
Liquid Temperature: 20.9 °C
Ambient Temperature: 21.0 °C
Test Date: 10/05/2022
Plot No.: B7

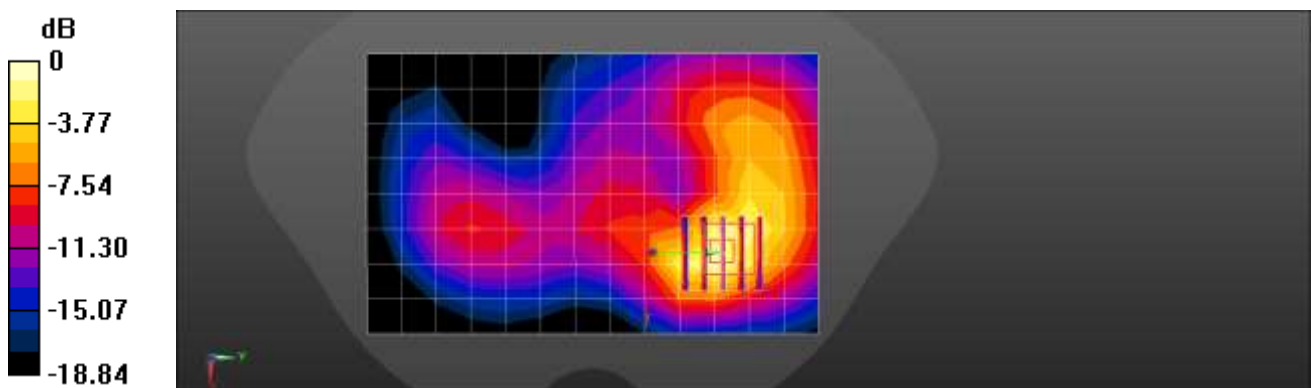
Communication System: UID 0, LTE Band (0); Frequency: 1860 MHz;Duty Cycle: 1:1
Medium parameters used: $f = 1860$ MHz; $\sigma = 1.359$ S/m; $\epsilon_r = 40.42$; $\rho = 1000$ kg/m³
Phantom section: Flat Section

DASY Configuration:

- Probe: EX3DV4 - SN7732; ConvF(8.57, 8.57, 8.57) @ 1860 MHz;
- Sensor-Surface: 1.4mm (Mechanical Surface Detection)
- Electronics: DAE4 Sn648; Calibrated: 2022-04-29
- Phantom: Twin-SAM V4.0 (20deg probe tilt)
- Measurement SW: DASY52, Version 52.10 (4);

LTE Band 2 Bodyworn Rear QPSK 20MHz 1RB 0offset 18700ch/Area Scan (9x14x1): Measurement grid:
dx=15mm, dy=15mm
Maximum value of SAR (measured) = 1.12 W/kg

LTE Band 2 Bodyworn Rear QPSK 20MHz 1RB 0offset 18700ch/Zoom Scan (5x5x7)/Cube 0:
Measurement grid: dx=8mm, dy=8mm, dz=5mm
Reference Value = 7.903 V/m; Power Drift = -0.17 dB
Peak SAR (extrapolated) = 1.36 W/kg
SAR(1 g) = 0.748 W/kg; SAR(10 g) = 0.405 W/kg
Maximum value of SAR (measured) = 1.11 W/kg



0 dB = 1.11 W/kg = 0.45 dBW/kg

Test Laboratory: HCT CO., LTD
 EUT Type: Mobile Phone
 Liquid Temperature: 22.2 °C
 Ambient Temperature: 22.3 °C
 Test Date: 11/28/2022
 Plot No.: B8

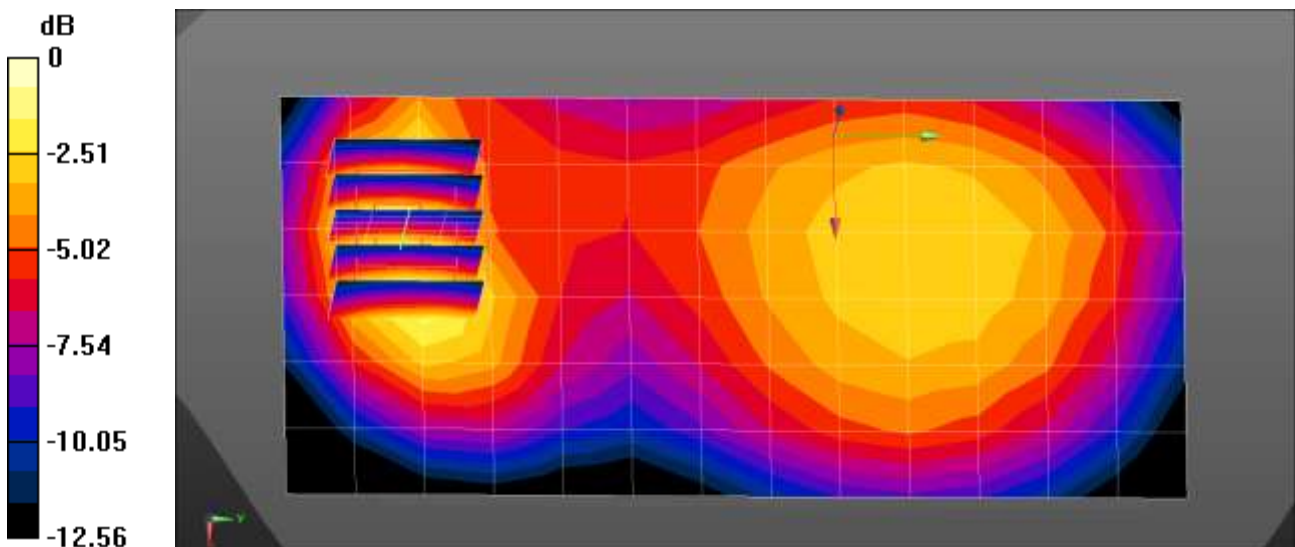
Communication System: UID 0, LTE Band 5 (0); Frequency: 836.5 MHz; Duty Cycle: 1:1
 Medium parameters used (interpolated): $f = 836.5 \text{ MHz}$; $\sigma = 0.925 \text{ S/m}$; $\epsilon_r = 41.117$; $\rho = 1000 \text{ kg/m}^3$
 Phantom section: Flat Section

DASY5 Configuration:

- Probe: EX3DV4 - SN7702; ConvF(10.23, 10.23, 10.23) @ 836.5 MHz; Calibrated: 2022-01-20
- Sensor-Surface: 1.4mm (Mechanical Surface Detection)
- Electronics: DAE4 Sn466; Calibrated: 2022-05-02
- Phantom: Twin-SAM V4.0 (Left-Right); Type: QD 000 P40 CC; Serial: xxxx
- Measurement SW: DASY52, Version 52.10 (4); SEMCAD X Version 14.6.14 (7483)

LTE Band 5 Bodyworn Rear QPSK 10MHz 1RB 0offset 20525ch/Area Scan (7x14x1): Measurement grid:
 $dx=15\text{mm}$, $dy=15\text{mm}$
 Maximum value of SAR (measured) = 0.497 W/kg

LTE Band 5 Bodyworn Rear QPSK 10MHz 1RB 0offset 20525ch/Zoom Scan (5x5x7)/Cube 0:
 Measurement grid: $dx=8\text{mm}$, $dy=8\text{mm}$, $dz=5\text{mm}$
 Reference Value = 16.00 V/m; Power Drift = 0.03 dB
 Peak SAR (extrapolated) = 0.637 W/kg
SAR(1 g) = 0.386 W/kg; SAR(10 g) = 0.236 W/kg
 Maximum value of SAR (measured) = 0.550 W/kg



0 dB = 0.550 W/kg = -2.60 dBW/kg

Test Laboratory: HCT CO., LTD
 EUT Type: Mobile Phone
 Liquid Temperature: 20.5 °C
 Ambient Temperature: 20.6 °C
 Test Date: 09/27/2022
 Plot No.: B9

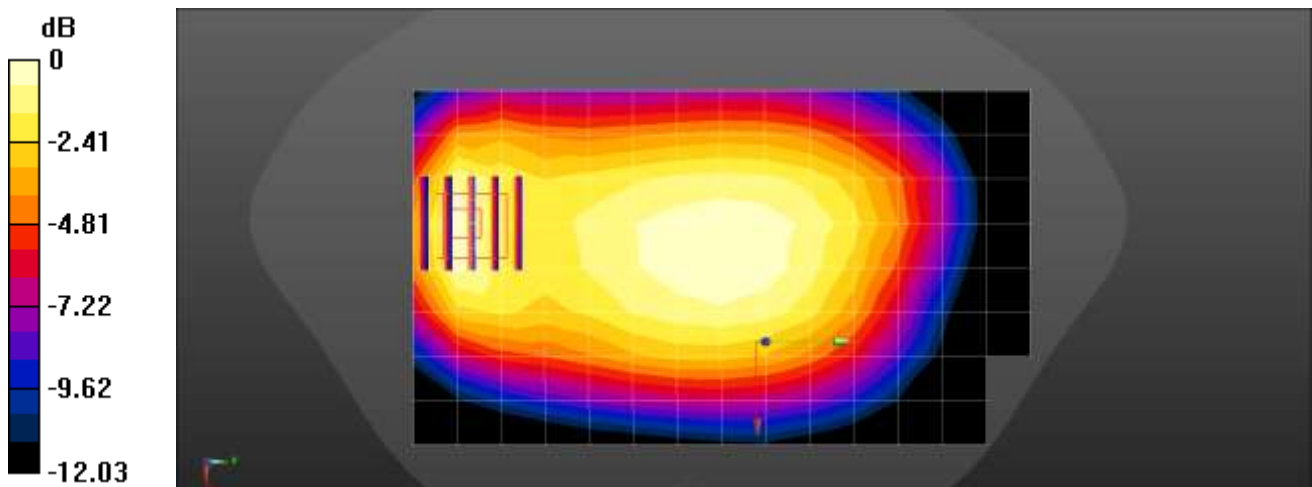
Communication System: UID 0, LTE Band (0); Frequency: 707.5 MHz;Duty Cycle: 1:1
 Medium parameters used: $f = 710$ MHz; $\sigma = 0.861$ S/m; $\epsilon_r = 43.429$; $\rho = 1000$ kg/m³
 Phantom section: Flat Section

DASY Configuration:

- Probe: EX3DV4 - SN7732; ConvF(10.36, 10.36, 10.36) @ 707.5 MHz;
- Sensor-Surface: 1.4mm (Mechanical Surface Detection)
- Electronics: DAE4 Sn446; Calibrated: 2021-09-30
- Phantom: Twin-SAM V4.0 (20deg probe tilt)
- Measurement SW: DASY52, Version 52.10 (4);

LTE Band 12 Bodyworn Rear QPSK 10MHz 1RB 0offset 23095ch/Area Scan (9x15x1): Measurement grid: dx=15mm, dy=15mm
 Maximum value of SAR (measured) = 0.195 W/kg

LTE Band 12 Bodyworn Rear QPSK 10MHz 1RB 0offset 23095ch/Zoom Scan (5x5x7)/Cube 0: Measurement grid: dx=8mm, dy=8mm, dz=5mm
 Reference Value = 15.26 V/m; Power Drift = -0.05 dB
 Peak SAR (extrapolated) = 0.232 W/kg
SAR(1 g) = 0.140 W/kg; SAR(10 g) = 0.089 W/kg
 Maximum value of SAR (measured) = 0.198 W/kg



0 dB = 0.198 W/kg = -7.03 dBW/kg

Test Laboratory: HCT CO., LTD
 EUT Type: Mobile Phone
 Liquid Temperature: 19.3 °C
 Ambient Temperature: 19.4 °C
 Test Date: 09/28/2022
 Plot No.: B10

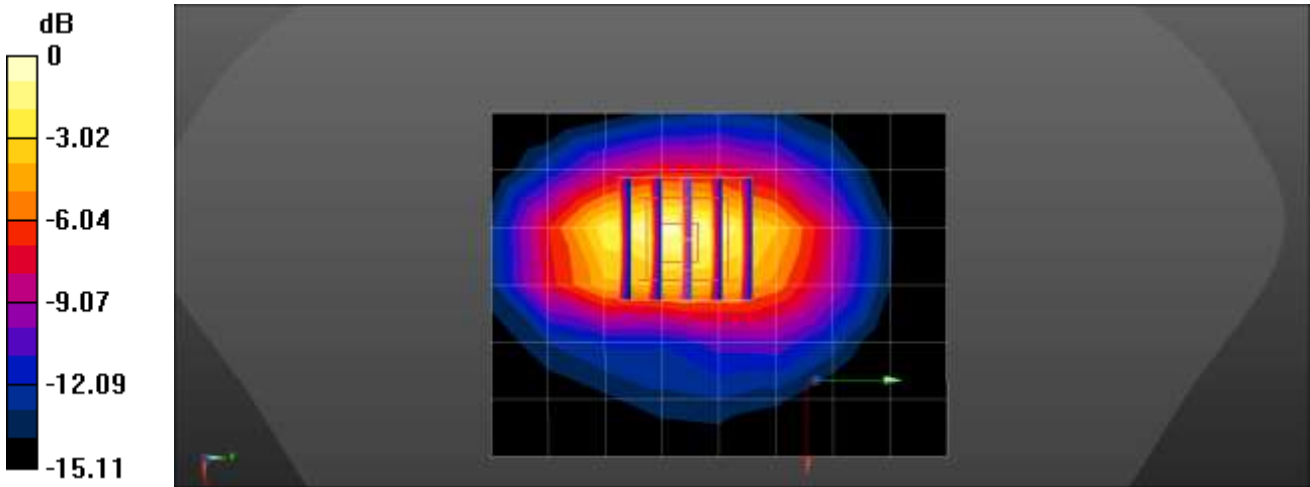
Communication System: UID 0, LTE Band (0); Frequency: 782 MHz; Duty Cycle: 1:1
 Medium parameters used: $f = 780 \text{ MHz}$; $\sigma = 0.935 \text{ S/m}$; $\epsilon_r = 42.412$; $\rho = 1000 \text{ kg/m}^3$
 Phantom section: Flat Section

DASY Configuration:

- Probe: EX3DV4 - SN7732; ConvF(10.36, 10.36, 10.36) @ 782 MHz;
- Sensor-Surface: 1.4mm (Mechanical Surface Detection)
- Electronics: DAE4 Sn446; Calibrated: 2021-09-30
- Phantom: Twin-SAM V4.0 (20deg probe tilt)
- Measurement SW: DASY52, Version 52.10 (4);

LTE Band 13 BodyWorn Rear QPSK 10MHz 1RB 0offset 23230ch/Area Scan (9x15x1): Measurement grid: $dx=15\text{mm}$, $dy=15\text{mm}$
 Maximum value of SAR (measured) = 0.323 W/kg

LTE Band 13 BodyWorn Rear QPSK 10MHz 1RB 0offset 23230ch/Zoom Scan (5x5x7)/Cube 0: Measurement grid: $dx=8\text{mm}$, $dy=8\text{mm}$, $dz=5\text{mm}$
 Reference Value = 17.89 V/m; Power Drift = -0.05 dB
 Peak SAR (extrapolated) = 0.378 W/kg
SAR(1 g) = 0.233 W/kg; SAR(10 g) = 0.149 W/kg
 Maximum value of SAR (measured) = 0.326 W/kg



0 dB = 0.326 W/kg = -4.87 dBW/kg

Test Laboratory: HCT CO., LTD
 EUT Type: Mobile Phone
 Liquid Temperature: 20.2 °C
 Ambient Temperature: 20.3 °C
 Test Date: 09/26/2022
 Plot No.: B11

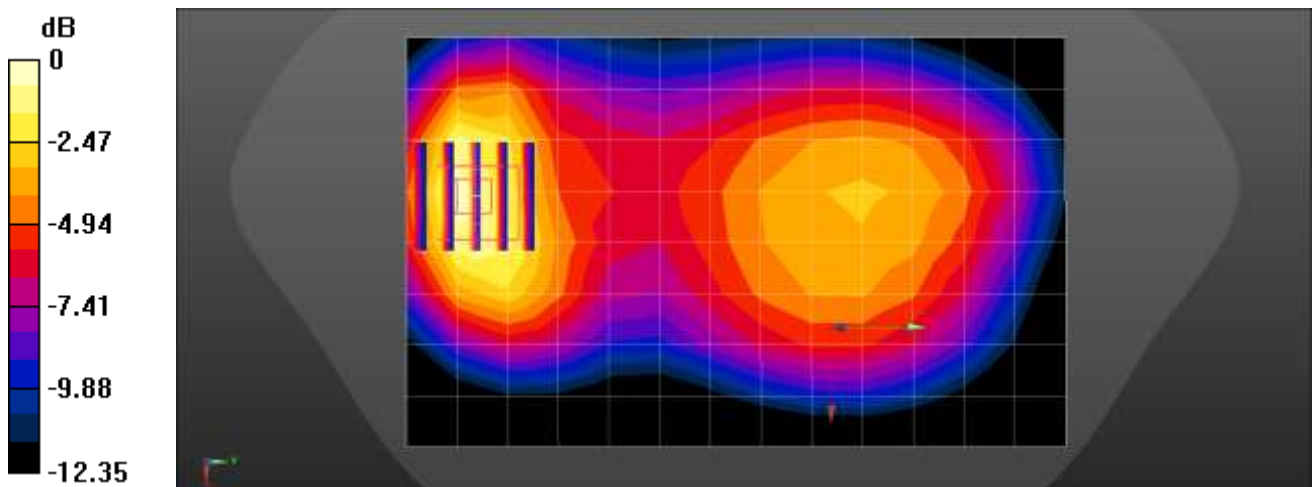
Communication System: UID 0, LTE Band 26 (0); Frequency: 831.5 MHz; Duty Cycle: 1:1
 Medium parameters used: $f = 830 \text{ MHz}$; $\sigma = 0.918 \text{ S/m}$; $\epsilon_r = 41.377$; $\rho = 1000 \text{ kg/m}^3$
 Phantom section: Flat Section

DASY Configuration:

- Probe: EX3DV4 - SN7732; ConvF(10.03, 10.03, 10.03) @ 831.5 MHz;
- Sensor-Surface: 1.4mm (Mechanical Surface Detection)
- Electronics: DAE4 Sn446; Calibrated: 2021-09-30
- Phantom: Twin-SAM V4.0 (20deg probe tilt)
- Measurement SW: DASY52, Version 52.10 (4);

LTE Band 26 Bodyworn Rear QPSK 15MHz 1RB 36offset 26865ch/Area Scan (9x14x1): Measurement grid: $dx=15\text{mm}$, $dy=15\text{mm}$
 Maximum value of SAR (measured) = 0.441 W/kg

LTE Band 26 Bodyworn Rear QPSK 15MHz 1RB 36offset 26865ch/Zoom Scan (5x5x7)/Cube 0: Measurement grid: $dx=8\text{mm}$, $dy=8\text{mm}$, $dz=5\text{mm}$
 Reference Value = 13.74 V/m; Power Drift = -0.01 dB
 Peak SAR (extrapolated) = 0.557 W/kg
SAR(1 g) = 0.337 W/kg; SAR(10 g) = 0.209 W/kg
 Maximum value of SAR (measured) = 0.474 W/kg



0 dB = 0.474 W/kg = -3.24 dBW/kg

Test Laboratory: HCT CO., LTD
 EUT Type: Mobile Phone
 Liquid Temperature: 21.8 °C
 Ambient Temperature: 21.9 °C
 Test Date: 09/29/2022
 Plot No.: B12

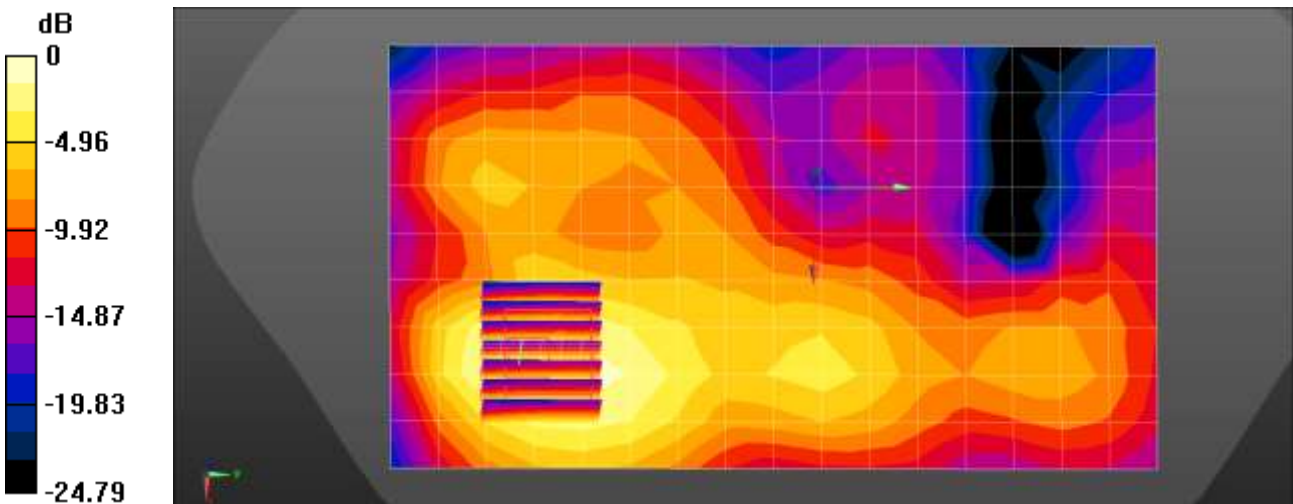
Communication System: UID 0, LTE Band41 (0); Frequency: 2680 MHz; Duty Cycle: 1:1.58052
 Medium parameters used: $f = 2680$ MHz; $\sigma = 2.119$ S/m; $\epsilon_r = 37.746$; $\rho = 1000$ kg/m³
 Phantom section: Flat Section

DASY5 Configuration:

- Probe: EX3DV4 - SN7309; ConvF(7.74, 7.74, 7.74) @ 2680 MHz; Calibrated: 2022-06-22
- Sensor-Surface: 1.4mm (Mechanical Surface Detection)
- Electronics: DAE4 Sn869; Calibrated: 2022-03-25
- Phantom: Twin-SAM V4.0 Right; Type: QD 000 P40 CC; Serial: xxxx
- Measurement SW: DASY52, Version 52.10 (4); SEMCAD X Version 14.6.14 (7483)

LTE Band 41 BodyWorn Rear QPSK 20MHz 1RB 49offset 41490ch/Area Scan (10x17x1): Measurement grid: dx=12mm, dy=12mm
 Maximum value of SAR (measured) = 0.297 W/kg

LTE Band 41 BodyWorn Rear QPSK 20MHz 1RB 49offset 41490ch/Zoom Scan (7x7x7)/Cube 0: Measurement grid: dx=5mm, dy=5mm, dz=5mm
 Reference Value = 4.139 V/m; Power Drift = -0.15 dB
 Peak SAR (extrapolated) = 0.383 W/kg
SAR(1 g) = 0.187 W/kg; SAR(10 g) = 0.099 W/kg
 Maximum value of SAR (measured) = 0.302 W/kg



0 dB = 0.302 W/kg = -5.20 dBW/kg

Test Laboratory: HCT CO., LTD
 EUT Type: Mobile Phone
 Liquid Temperature: 21.4 °C
 Ambient Temperature: 21.5 °C
 Test Date: 09/30/2022
 Plot No.: B13

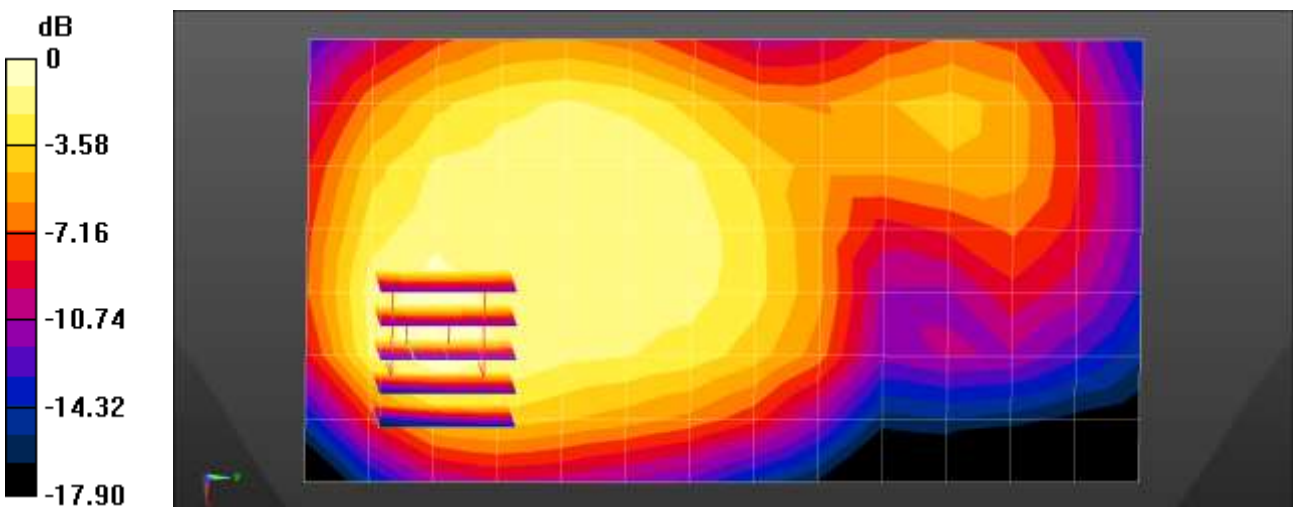
Communication System: UID 0, LTE Band 66 (0); Frequency: 1770 MHz; Duty Cycle: 1:1
 Medium parameters used: $f = 1770$ MHz; $\sigma = 1.416$ S/m; $\epsilon_r = 39.527$; $\rho = 1000$ kg/m³
 Phantom section: Flat Section

DASY5 Configuration:

- Probe: EX3DV4 - SN7309; ConvF(8.73, 8.73, 8.73) @ 1770 MHz; Calibrated: 2022-06-22
- Sensor-Surface: 1.4mm (Mechanical Surface Detection)
- Electronics: DAE4 Sn869; Calibrated: 2022-03-25
- Phantom: Twin-SAM V4.0 Right; Type: QD 000 P40 CC; Serial: xxxx
- Measurement SW: DASY52, Version 52.10 (4); SEMCAD X Version 14.6.14 (7483)

LTE Band 66 BodyWorn Rear QPSK 20MHz 1RB 49offset 132572ch/Area Scan (8x14x1): Measurement grid: dx=15mm, dy=15mm
 Maximum value of SAR (measured) = 0.305 W/kg

LTE Band 66 BodyWorn Rear QPSK 20MHz 1RB 49offset 132572ch/Zoom Scan (5x5x7)/Cube 0: Measurement grid: dx=8mm, dy=8mm, dz=5mm
 Reference Value = 11.73 V/m; Power Drift = -0.12 dB
 Peak SAR (extrapolated) = 0.384 W/kg
SAR(1 g) = 0.226 W/kg; SAR(10 g) = 0.137 W/kg
 Maximum value of SAR (measured) = 0.316 W/kg



0 dB = 0.316 W/kg = -5.00 dBW/kg

Test Laboratory: HCT CO., LTD
EUT Type: Mobile Phone
Liquid Temperature: 20.4 °C
Ambient Temperature: 20.5 °C
Test Date: 10/06/2022
Plot No.: B14

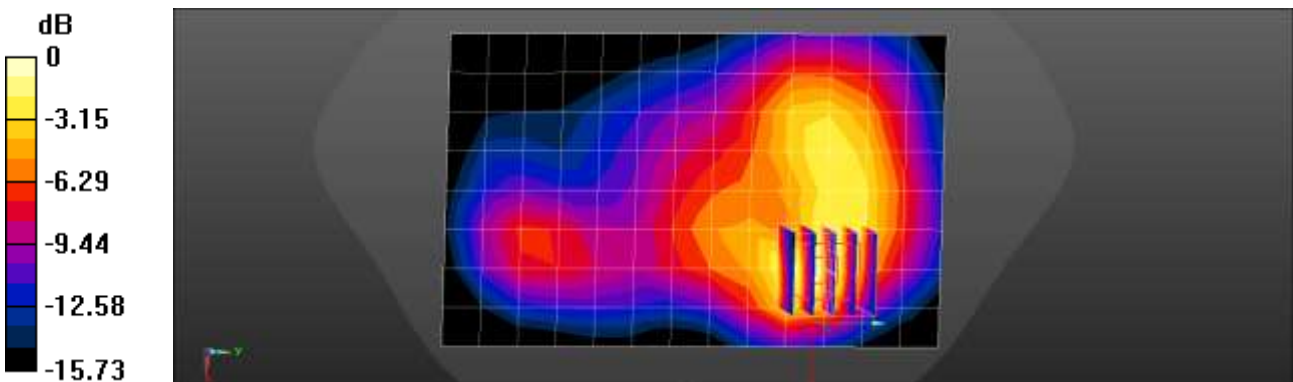
Communication System: UID 0, LTE Band (0); Frequency: 1720 MHz;Duty Cycle: 1:1
Medium parameters used: $f = 1720$ MHz; $\sigma = 1.315$ S/m; $\epsilon_r = 39.719$; $\rho = 1000$ kg/m³
Phantom section: Flat Section

DASY Configuration:

- Probe: EX3DV4 - SN7732; ConvF(8.93, 8.93, 8.93) @ 1720 MHz;
- Sensor-Surface: 1.4mm (Mechanical Surface Detection)
- Electronics: DAE4 Sn648; Calibrated: 2022-04-29
- Phantom: Twin-SAM V4.0 (20deg probe tilt)
- Measurement SW: DASY52, Version 52.10 (4);

LTE Band 66 Bodyworn Rear QPSK 20MHz 1RB 0offset 132072ch/Area Scan (9x14x1): Measurement grid: dx=15mm, dy=15mm
Maximum value of SAR (measured) = 0.626 W/kg

LTE Band 66 Bodyworn Rear QPSK 20MHz 1RB 0offset 132072ch/Zoom Scan (5x5x7)/Cube 0:
Measurement grid: dx=8mm, dy=8mm, dz=5mm
Reference Value = 10.13 V/m; Power Drift = 0.04 dB
Peak SAR (extrapolated) = 0.776 W/kg
SAR(1 g) = 0.442 W/kg; SAR(10 g) = 0.251 W/kg
Maximum value of SAR (measured) = 0.654 W/kg



0 dB = 0.654 W/kg = -1.84 dBW/kg

Test Laboratory: HCT CO., LTD
EUT Type: Mobile Phone
Liquid Temperature: 21.2 °C
Ambient Temperature: 21.3 °C
Test Date: 10/12/2022
Plot No.: B15

Communication System: UID 0, 5G NR (0); Frequency: 836.5 MHz;Duty Cycle: 1:1
Medium parameters used (interpolated): $f = 836.5$ MHz; $\sigma = 0.917$ S/m; $\epsilon_r = 41.999$; $\rho = 1000$ kg/m³
Phantom section: Flat Section

DASY5 Configuration:

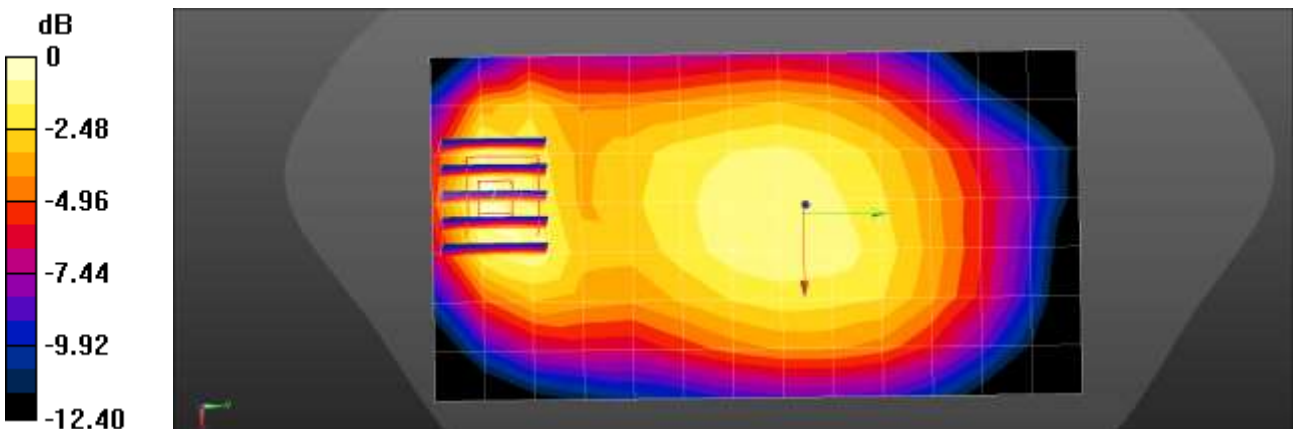
- Probe: EX3DV4 - SN7309; ConvF(9.99, 9.99, 9.99) @ 836.5 MHz; Calibrated: 2022-06-22
- Sensor-Surface: 1.4mm (Mechanical Surface Detection)
- Electronics: DAE4 Sn869; Calibrated: 2022-03-25
- Phantom: Twin-SAM V4.0 Right; Type: QD 000 P40 CC; Serial: xxxx
- Measurement SW: DASY52, Version 52.10 (4); SEMCAD X Version 14.6.14 (7483)

NR Band n5 BodyWorn Rear DFT-s QPSK 20MHz 1RB 53offset 167300ch/Area Scan (8x14x1):

Measurement grid: dx=15mm, dy=15mm
Maximum value of SAR (measured) = 0.422 W/kg

NR Band n5 BodyWorn Rear DFT-s QPSK 20MHz 1RB 53offset 167300ch/Zoom Scan (5x5x7)/Cube 0:

Measurement grid: dx=8mm, dy=8mm, dz=5mm
Reference Value = 21.93 V/m; Power Drift = -0.18 dB
Peak SAR (extrapolated) = 0.515 W/kg
SAR(1 g) = 0.319 W/kg; SAR(10 g) = 0.196 W/kg
Maximum value of SAR (measured) = 0.451 W/kg



0 dB = 0.451 W/kg = -3.46 dBW/kg

Test Laboratory: HCT CO., LTD
 EUT Type: Mobile Phone
 Liquid Temperature: 21.0 °C
 Ambient Temperature: 21.1 °C
 Test Date: 10/07/2022
 Plot No.: B16

Communication System: UID 0, n41 (0); Frequency: 2592.99 MHz; Duty Cycle: 1:1
 Medium parameters used (interpolated): $f = 2592.99$ MHz; $\sigma = 2.035$ S/m; $\epsilon_r = 38.158$; $\rho = 1000$ kg/m³
 Phantom section: Flat Section

DASY5 Configuration:

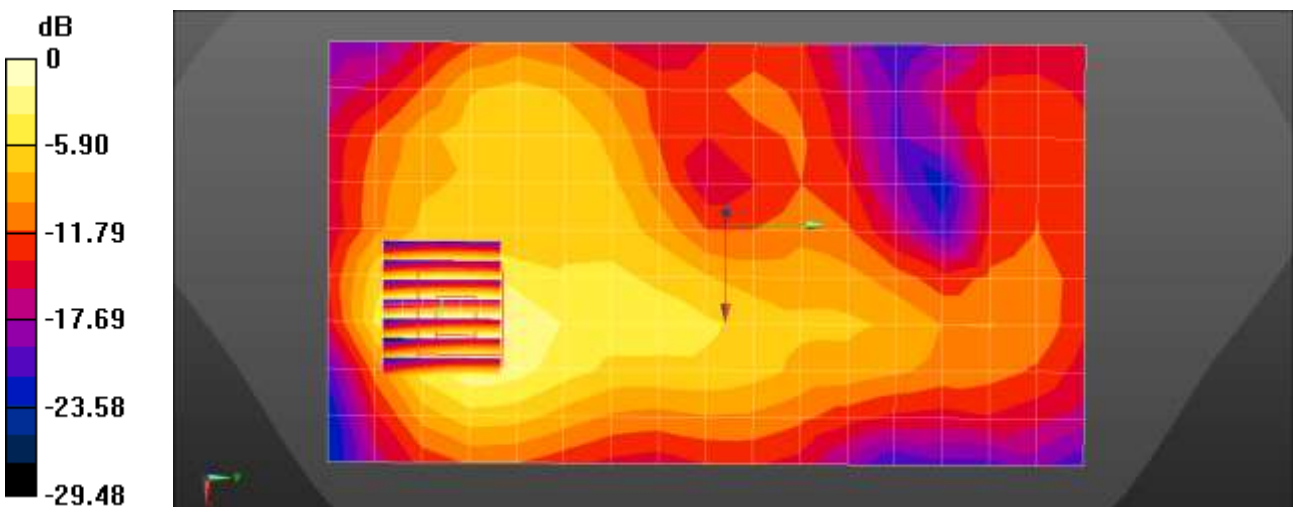
- Probe: EX3DV4 - SN7309; ConvF(7.74, 7.74, 7.74) @ 2592.99 MHz; Calibrated: 2022-06-22
- Sensor-Surface: 1.4mm (Mechanical Surface Detection)
- Electronics: DAE4 Sn869; Calibrated: 2022-03-25
- Phantom: Twin-SAM V4.0 Right; Type: QD 000 P40 CC; Serial: xxxx
- Measurement SW: DASY52, Version 52.10 (4); SEMCAD X Version 14.6.14 (7483)

NR Band n41 BodyWorn Rear QPSK 100MHz 135RB 69offset 518598ch/Area Scan (10x17x1):

Measurement grid: dx=12mm, dy=12mm
 Maximum value of SAR (measured) = 0.393 W/kg

NR Band n41 BodyWorn Rear QPSK 100MHz 135RB 69offset 518598ch/Zoom Scan (7x7x7)/Cube 0:

Measurement grid: dx=5mm, dy=5mm, dz=5mm
 Reference Value = 4.677 V/m; Power Drift = -0.16 dB
 Peak SAR (extrapolated) = 0.544 W/kg
SAR(1 g) = 0.255 W/kg; SAR(10 g) = 0.127 W/kg
 Maximum value of SAR (measured) = 0.420 W/kg



0 dB = 0.420 W/kg = -3.77 dBW/kg

Test Laboratory: HCT CO., LTD
 EUT Type: Mobile Phone
 Liquid Temperature: 21.4 °C
 Ambient Temperature: 21.4 °C
 Test Date: 11/09/2022
 Plot No.: B17

Communication System: UID 0, n41 (0); Frequency: 2592.99 MHz; Duty Cycle: 1:1
 Medium parameters used (interpolated): $f = 2592.99$ MHz; $\sigma = 2.018$ S/m; $\epsilon_r = 37.856$; $\rho = 1000$ kg/m³
 Phantom section: Flat Section

DASY5 Configuration:

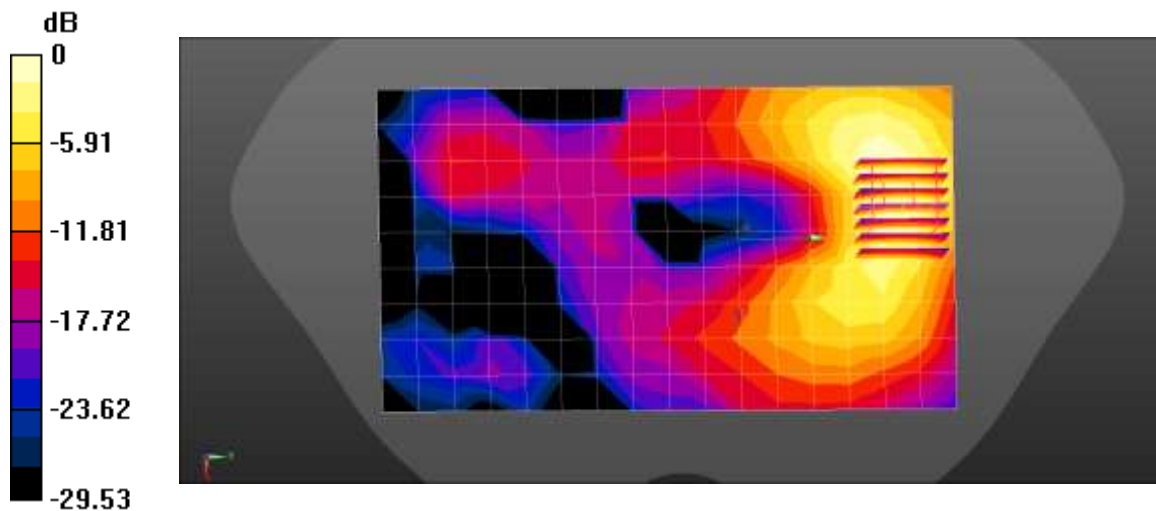
- Probe: EX3DV4 - SN7309; ConvF(7.74, 7.74, 7.74) @ 2592.99 MHz; Calibrated: 2022-06-22
- Sensor-Surface: 1.4mm (Mechanical Surface Detection)
- Electronics: DAE4 Sn869; Calibrated: 2022-03-25
- Phantom: Twin-SAM V4.0 Right; Type: QD 000 P40 CC; Serial: xxxx
- Measurement SW: DASY52, Version 52.10 (4); SEMCAD X Version 14.6.14 (7483)

NR Band n41 BodyWorn Rear DFT-s QPSK 100MHz 1RB 271offset 518598ch/Area Scan (10x17x1):

Measurement grid: dx=12mm, dy=12mm
 Maximum value of SAR (measured) = 0.144 W/kg

NR Band n41 BodyWorn Rear DFT-s QPSK 100MHz 1RB 271offset 518598ch/Zoom Scan (7x7x7)/Cube

0: Measurement grid: dx=5mm, dy=5mm, dz=5mm
 Reference Value = 0.7950 V/m; Power Drift = 0.12 dB
 Peak SAR (extrapolated) = 0.209 W/kg
SAR(1 g) = 0.100 W/kg; SAR(10 g) = 0.051 W/kg
 Maximum value of SAR (measured) = 0.164 W/kg



0 dB = 0.164 W/kg = -7.85 dBW/kg

Test Laboratory: HCT CO., LTD
EUT Type: Mobile Phone
Liquid Temperature: 20.9 °C
Ambient Temperature: 21.0 °C
Test Date: 10/13/2022
Plot No.: B18

Communication System: UID 0, 5G NR (0); Frequency: 1770 MHz; Duty Cycle: 1:1
Medium parameters used: $f = 1770$ MHz; $\sigma = 1.421$ S/m; $\epsilon_r = 39.597$; $\rho = 1000$ kg/m³
Phantom section: Flat Section

DASY5 Configuration:

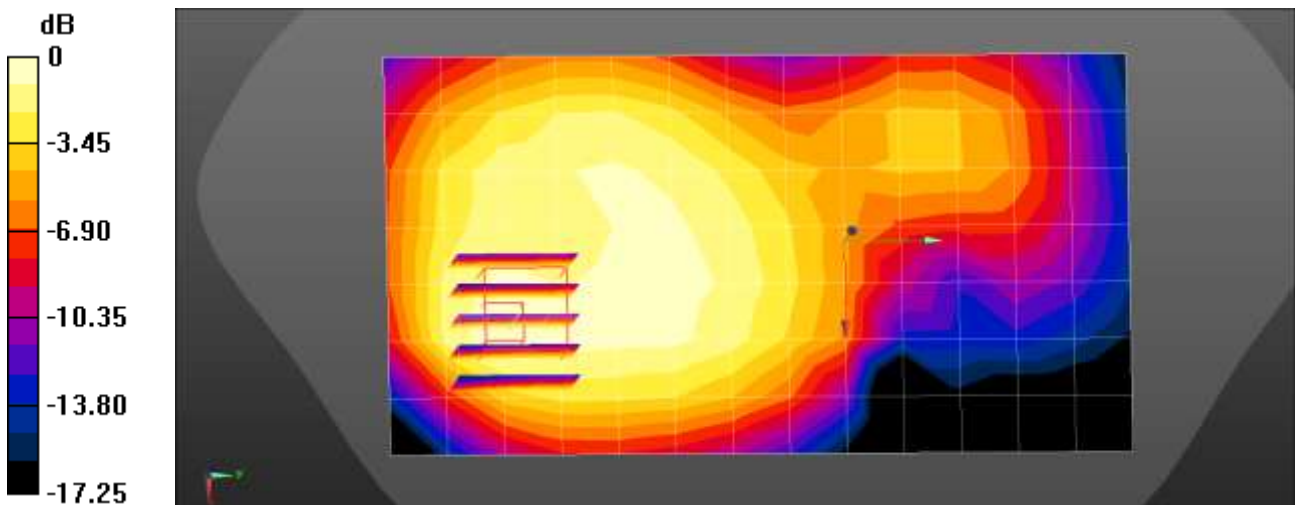
- Probe: EX3DV4 - SN7309; ConvF(8.73, 8.73, 8.73) @ 1770 MHz; Calibrated: 2022-06-22
- Sensor-Surface: 1.4mm (Mechanical Surface Detection)
- Electronics: DAE4 Sn869; Calibrated: 2022-03-25
- Phantom: Twin-SAM V4.0 Right; Type: QD 000 P40 CC; Serial: xxxx
- Measurement SW: DASY52, Version 52.10 (4); SEMCAD X Version 14.6.14 (7483)

NR Band n66 BodyWorn Rear DFT-s QPSK 20MHz 1RB 53offset 354000ch/Area Scan (8x14x1):

Measurement grid: dx=15mm, dy=15mm
Maximum value of SAR (measured) = 0.478 W/kg

NR Band n66 BodyWorn Rear DFT-s QPSK 20MHz 1RB 53offset 354000ch/Zoom Scan (5x5x7)/Cube

0: Measurement grid: dx=8mm, dy=8mm, dz=5mm
Reference Value = 14.36 V/m; Power Drift = -0.01 dB
Peak SAR (extrapolated) = 0.591 W/kg
SAR(1 g) = 0.346 W/kg; SAR(10 g) = 0.213 W/kg
Maximum value of SAR (measured) = 0.488 W/kg



0 dB = 0.488 W/kg = -3.12 dBW/kg

Test Laboratory: HCT CO., LTD
 EUT Type: Mobile Phone
 Liquid Temperature: 19.7 °C
 Ambient Temperature: 19.8 °C
 Test Date: 10/12/2022
 Plot No.: B19

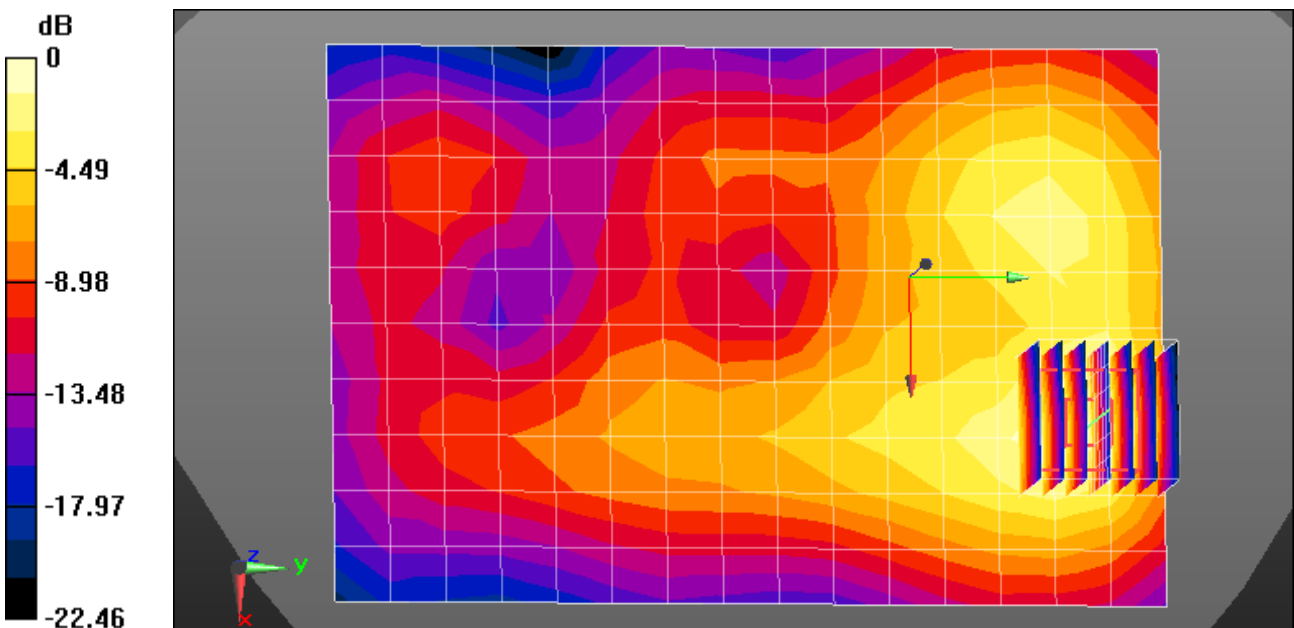
Communication System: UID 0, 2450MHz FCC (0); Frequency: 2412 MHz; Duty Cycle: 1:1
 Medium parameters used: $f = 2410$ MHz; $\sigma = 1.806$ S/m; $\epsilon_r = 38.304$; $\rho = 1000$ kg/m³
 Phantom section: Flat Section

DASY5 Configuration:

- Probe: EX3DV4 - SN7654; ConvF(8.59, 8.59, 8.59) @ 2412 MHz; Calibrated: 2022-05-31
- Sensor-Surface: 1.4mm (Mechanical Surface Detection)
- Electronics: DAE4 Sn1686; Calibrated: 2022-05-31
- Phantom: SAM with CRP v5.0_Front; Type: QD000P40CD; Serial: TP:xxxx
- Measurement SW: DASY52, Version 52.10 (4); SEMCAD X Version 14.6.14 (7501)

802.11b BodyWorn Rear 1Mbps 1ch/Area Scan (11x16x1): Measurement grid: dx=12mm, dy=12mm
 Maximum value of SAR (measured) = 0.221 W/kg

802.11b BodyWorn Rear 1Mbps 1ch/Zoom Scan (7x7x7)/Cube 0: Measurement grid: dx=5mm, dy=5mm, dz=5mm
 Reference Value = 3.042 V/m; Power Drift = -0.12 dB
 Peak SAR (extrapolated) = 0.332 W/kg
SAR(1 g) = 0.165 W/kg; SAR(10 g) = 0.083 W/kg
 Maximum value of SAR (measured) = 0.268 W/kg



0 dB = 0.221 W/kg = -6.56 dBW/kg

Test Laboratory: HCT CO., LTD
 EUT Type: Mobile Phone
 Liquid Temperature: 20.2 °C
 Ambient Temperature: 20.3 °C
 Test Date: 10/11/2022
 Plot No.: B20

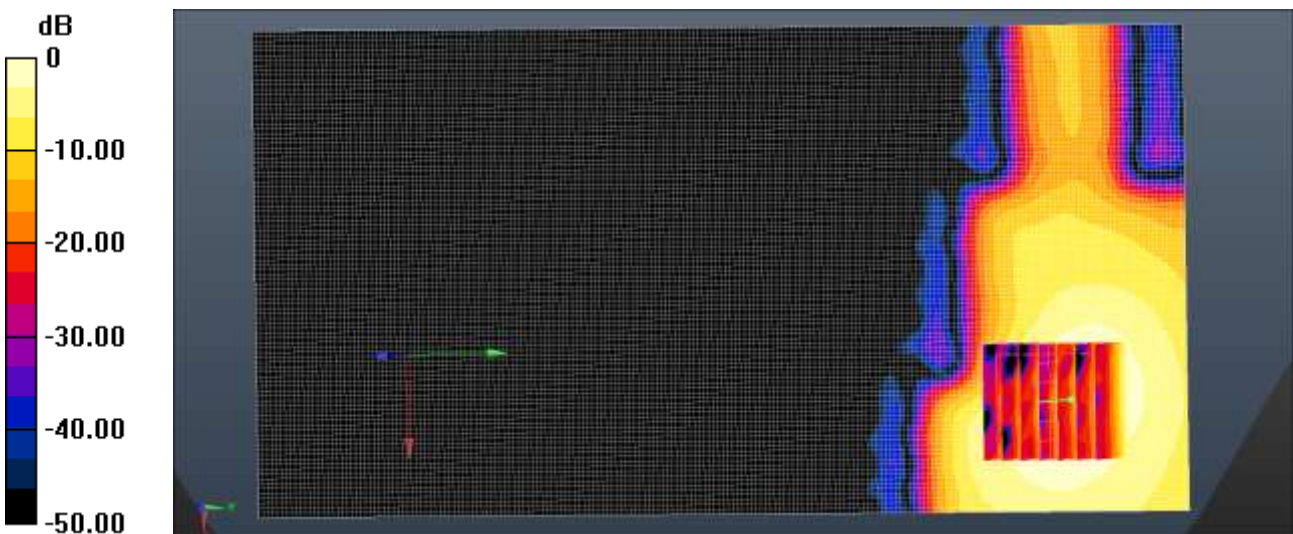
Communication System: UID 0, WIFI 5GHz (0); Frequency: 5825 MHz; Duty Cycle: 1:1
 Medium parameters used: $f = 5820 \text{ MHz}$; $\sigma = 5.308 \text{ S/m}$; $\epsilon_r = 36.02$; $\rho = 1000 \text{ kg/m}^3$
 Phantom section: Flat Section

DASY5 Configuration:

- Probe: EX3DV4 - SN7654; ConvF(5.35, 5.35, 5.35) @ 5825 MHz; Calibrated: 2022-05-31
- Sensor-Surface: 1.4mm (Mechanical Surface Detection)
- Electronics: DAE4 Sn1686; Calibrated: 2022-05-31
- Phantom: SAM with CRP v5.0_Front; Type: QD000P40CD; Serial: TP:xxxx
- Measurement SW: DASY52, Version 52.10 (4); SEMCAD X Version 14.6.14 (7501)

802.11a BodyWorn Rear 6Mbps 165ch/Area Scan (101x201x1): Interpolated grid: $dx=1.000 \text{ mm}$, $dy=1.000 \text{ mm}$
 Maximum value of SAR (interpolated) = 0.774 W/kg

802.11a BodyWorn Rear 6Mbps 165ch/Zoom Scan (7x7x7)/Cube 0: Measurement grid: $dx=4\text{mm}$, $dy=4\text{mm}$, $dz=1.4\text{mm}$
 Reference Value = 0 V/m; Power Drift = 0.01 dB
 Peak SAR (extrapolated) = 1.38 W/kg
SAR(1 g) = 0.344 W/kg; SAR(10 g) = 0.134 W/kg
 Maximum value of SAR (measured) = 0.794 W/kg



$0 \text{ dB} = 0.774 \text{ W/kg} = -1.11 \text{ dBW/kg}$

Test Laboratory: HCT CO., LTD
EUT Type: Mobile Phone
Liquid Temperature: 20.3 °C
Ambient Temperature: 20.4 °C
Test Date: 10/12/2022
Plot No.: B21

Communication System: UID 0, Bluetooth (0); Frequency: 2441 MHz;Duty Cycle: 1:1.304
Medium parameters used: $f = 2440$ MHz; $\sigma = 1.841$ S/m; $\epsilon_r = 38.86$; $\rho = 1000$ kg/m³
Phantom section: Flat Section

DASY Configuration:

- Probe: EX3DV4 - SN7732; ConvF(8.42, 8.42, 8.42) @ 2441 MHz;
- Sensor-Surface: 1.4mm (Mechanical Surface Detection)
- Electronics: DAE4 Sn648; Calibrated: 2022-04-29
- Phantom: Twin-SAM V4.0 (20deg probe tilt)
- Measurement SW: DASY52, Version 52.10 (4);

Bluetooth Bodyworn Rear DH5 39ch/Area Scan (10x17x1): Measurement grid: dx=12mm, dy=12mm
Maximum value of SAR (measured) = 0.0256 W/kg

Bluetooth Bodyworn Rear DH5 39ch/Zoom Scan (7x7x7)/Cube 0: Measurement grid: dx=5mm, dy=5mm, dz=5mm
Reference Value = 1.907 V/m; Power Drift = -0.05 dB
Peak SAR (extrapolated) = 0.0340 W/kg
SAR(1 g) = 0.017 W/kg; SAR(10 g) = 0.00777 W/kg
Maximum value of SAR (measured) = 0.0273 W/kg



0 dB = 0.0273 W/kg = -15.64 dBW/kg

Test Laboratory: HCT CO., LTD
EUT Type: Mobile Phone
Liquid Temperature: 19.2 °C
Ambient Temperature: 19.3 °C
Test Date: 09/28/2022
Plot No.: C1

Communication System: UID 0, GSM850 GPRS 2TX (0); Frequency: 836.6 MHz;Duty Cycle: 1:4.14954
Medium parameters used (interpolated): $f = 836.6$ MHz; $\sigma = 0.882$ S/m; $\epsilon_r = 41.865$; $\rho = 1000$ kg/m³
Phantom section: Flat Section

DASY5 Configuration:

- Probe: EX3DV4 - SN7654; ConvF(10.48, 10.48, 10.48) @ 836.6 MHz; Calibrated: 2022-05-31
- Sensor-Surface: 1.4mm (Mechanical Surface Detection)
- Electronics: DAE4 Sn1686; Calibrated: 2022-05-31
- Phantom: SAM with CRP v5.0_Front; Type: QD000P40CD; Serial: TP:xxxx
- Measurement SW: DASY52, Version 52.10 (4); SEMCAD X Version 14.6.14 (7501)

GSM850 2Tx Body Rear 190ch/Area Scan (8x14x1): Measurement grid: dx=15mm, dy=15mm

Maximum value of SAR (measured) = 0.667 W/kg

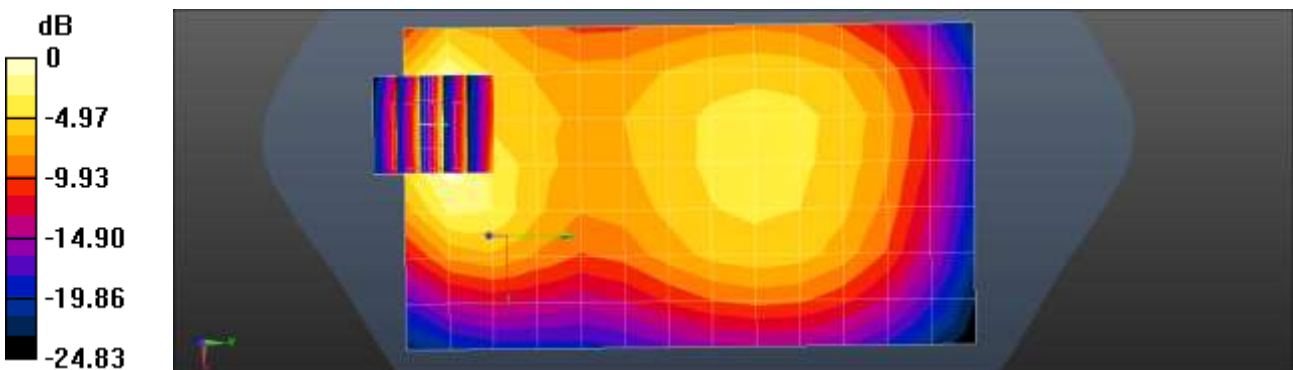
GSM850 2Tx Body Rear 190ch/Zoom Scan (5x5x7)/Cube 0: Measurement grid: dx=8mm, dy=8mm, dz=5mm

Reference Value = 16.18 V/m; Power Drift = 0.03 dB

Peak SAR (extrapolated) = 0.823 W/kg

SAR(1 g) = 0.436 W/kg; SAR(10 g) = 0.242 W/kg

Maximum value of SAR (measured) = 0.677 W/kg



0 dB = 0.667 W/kg = -1.76 dBW/kg

Test Laboratory: HCT CO., LTD
EUT Type: Mobile Phone
Liquid Temperature: 19.2 °C
Ambient Temperature: 19.3 °C
Test Date: 09/30/2022
Plot No.: C2

Communication System: UID 0, GSM 1900 2TX (0); Frequency: 1880 MHz;Duty Cycle: 1:4.14954
Medium parameters used: $f = 1880$ MHz; $\sigma = 1.368$ S/m; $\epsilon_r = 40.335$; $\rho = 1000$ kg/m³
Phantom section: Flat Section

DASY5 Configuration:

- Probe: EX3DV4 - SN7702; ConvF(8.78, 8.78, 8.78) @ 1880 MHz; Calibrated: 2022-01-20
- Sensor-Surface: 1.4mm (Mechanical Surface Detection)
- Electronics: DAE4 Sn466; Calibrated: 2022-05-02
- Phantom: SAM with CRP v5.0_Front; Type: QD000P40CD; Serial: TP:xxxx
- Measurement SW: DASY52, Version 52.10 (4); SEMCAD X Version 14.6.14 (7501)

GSM1900 2Tx Body Rear 661ch/Area Scan (8x15x1): Measurement grid: dx=15mm, dy=15mm
Maximum value of SAR (measured) = 0.306 W/kg

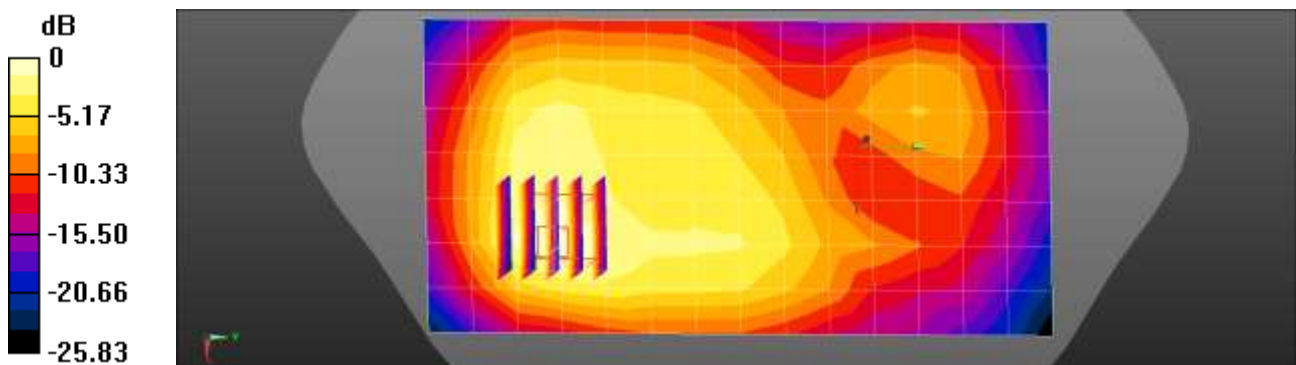
GSM1900 2Tx Body Rear 661ch/Zoom Scan (5x5x7)/Cube 0: Measurement grid: dx=8mm, dy=8mm, dz=5mm

Reference Value = 8.936 V/m; Power Drift = -0.01 dB

Peak SAR (extrapolated) = 0.419 W/kg

SAR(1 g) = 0.202 W/kg; SAR(10 g) = 0.109 W/kg

Maximum value of SAR (measured) = 0.306 W/kg



0 dB = 0.306 W/kg = -5.14 dBW/kg

Test Laboratory: HCT CO., LTD
EUT Type: Mobile Phone
Liquid Temperature: 19.5 °C
Ambient Temperature: 19.6 °C
Test Date: 09/29/2022
Plot No.: C3

Communication System: UID 0, WCDMA1900 (0); Frequency: 1880 MHz;Duty Cycle: 1:1
Medium parameters used: $f = 1880$ MHz; $\sigma = 1.398$ S/m; $\epsilon_r = 40.766$; $\rho = 1000$ kg/m³
Phantom section: Flat Section

DASY5 Configuration:

- Probe: EX3DV4 - SN7654; ConvF(9.09, 9.09, 9.09) @ 1880 MHz; Calibrated: 2022-05-31
- Sensor-Surface: 1.4mm (Mechanical Surface Detection)
- Electronics: DAE4 Sn1686; Calibrated: 2022-05-31
- Phantom: SAM with CRP v5.0_Front; Type: QD000P40CD; Serial: TP:xxxx
- Measurement SW: DASY52, Version 52.10 (4); SEMCAD X Version 14.6.14 (7501)

UMTS Band 2 Body Rear 9400ch/Area Scan (8x14x1): Measurement grid: dx=15mm, dy=15mm
Maximum value of SAR (measured) = 0.314 W/kg

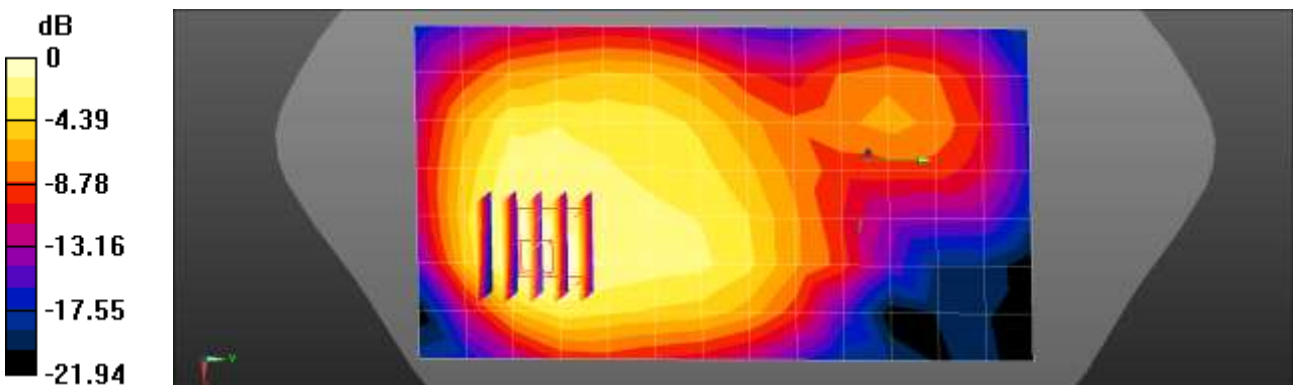
UMTS Band 2 Body Rear 9400ch/Zoom Scan (5x5x7)/Cube 0: Measurement grid: dx=8mm, dy=8mm, dz=5mm

Reference Value = 9.105 V/m; Power Drift = -0.15 dB

Peak SAR (extrapolated) = 0.404 W/kg

SAR(1 g) = 0.211 W/kg; SAR(10 g) = 0.118 W/kg

Maximum value of SAR (measured) = 0.319 W/kg



0 dB = 0.314 W/kg = -5.03 dBW/kg

Test Laboratory: HCT CO., LTD
EUT Type: Mobile Phone
Liquid Temperature: 20.1 °C
Ambient Temperature: 20.2 °C
Test Date: 10/04/2022
Plot No.: C4

Communication System: UID 0, WCDMA IV (0); Frequency: 1732.4 MHz;Duty Cycle: 1:1
Medium parameters used (interpolated): $f = 1732.4$ MHz; $\sigma = 1.339$ S/m; $\epsilon_r = 41.536$; $\rho = 1000$ kg/m³
Phantom section: Flat Section

DASY5 Configuration:

- Probe: EX3DV4 - SN7654; ConvF(9.48, 9.48, 9.48) @ 1732.4 MHz; Calibrated: 2022-05-31
- Sensor-Surface: 1.4mm (Mechanical Surface Detection)
- Electronics: DAE4 Sn1686; Calibrated: 2022-05-31
- Phantom: SAM with CRP v5.0_Front; Type: QD000P40CD; Serial: TP:xxxx
- Measurement SW: DASY52, Version 52.10 (4); SEMCAD X Version 14.6.14 (7501)

UMTS Band 4 Body Rear 1412ch/Area Scan (8x14x1): Measurement grid: dx=15mm, dy=15mm

Maximum value of SAR (measured) = 0.264 W/kg

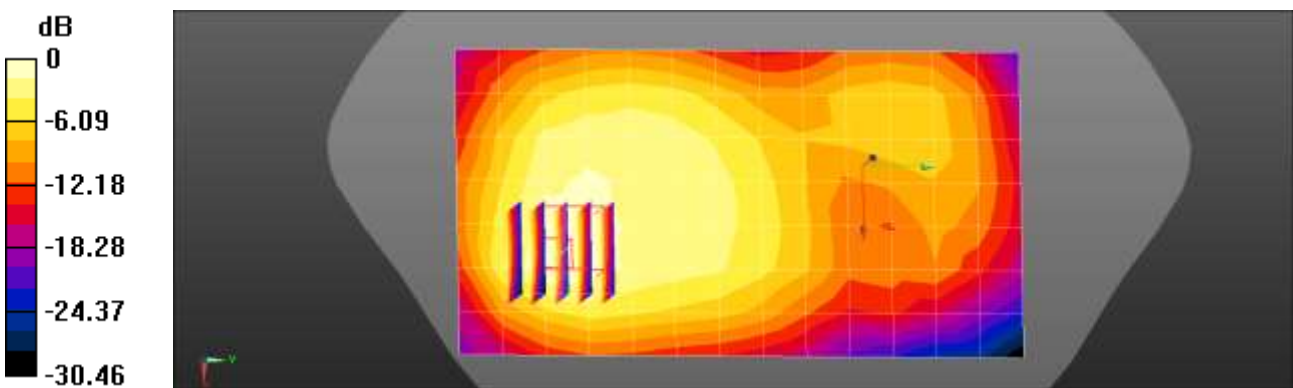
UMTS Band 4 Body Rear 1412ch/Zoom Scan (5x5x7)/Cube 0: Measurement grid: dx=8mm, dy=8mm, dz=5mm

Reference Value = 8.123 V/m; Power Drift = -0.06 dB

Peak SAR (extrapolated) = 0.346 W/kg

SAR(1 g) = 0.180 W/kg; SAR(10 g) = 0.101 W/kg

Maximum value of SAR (measured) = 0.283 W/kg



0 dB = 0.264 W/kg = -5.78 dBW/kg

Test Laboratory: HCT CO., LTD
 EUT Type: Mobile Phone
 Liquid Temperature: 20.1 °C
 Ambient Temperature: 20.2 °C
 Test Date: 10/05/2022
 Plot No.: C5

Communication System: UID 0, WCDMA850 (0); Frequency: 836.6 MHz; Duty Cycle: 1:1
 Medium parameters used (interpolated): $f = 836.6 \text{ MHz}$; $\sigma = 0.886 \text{ S/m}$; $\epsilon_r = 41.755$; $\rho = 1000 \text{ kg/m}^3$
 Phantom section: Flat Section

DASY5 Configuration:

- Probe: EX3DV4 - SN7654; ConvF(10.48, 10.48, 10.48) @ 836.6 MHz; Calibrated: 2022-05-31
- Sensor-Surface: 1.4mm (Mechanical Surface Detection)
- Electronics: DAE4 Sn1686; Calibrated: 2022-05-31
- Phantom: SAM with CRP v5.0_Front; Type: QD000P40CD; Serial: TP:xxxx
- Measurement SW: DASY52, Version 52.10 (4); SEMCAD X Version 14.6.14 (7501)

UMTS Band 5 Body Rear 4183ch/Area Scan (8x14x1): Measurement grid: dx=15mm, dy=15mm

Maximum value of SAR (measured) = 0.740 W/kg

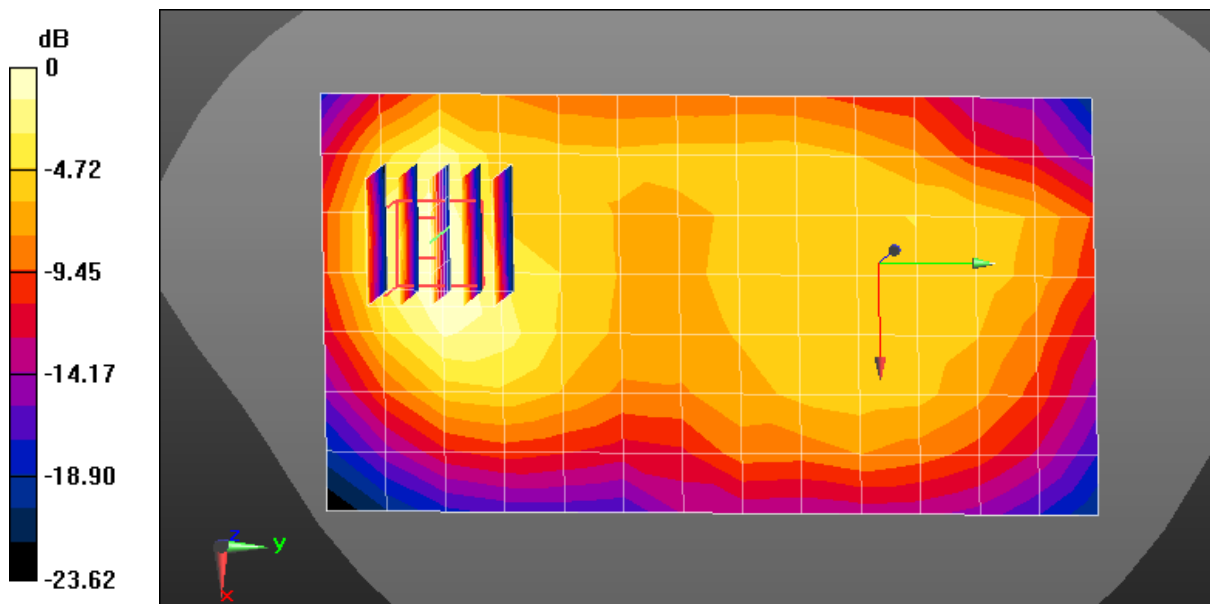
UMTS Band 5 Body Rear 4183ch/Zoom Scan (5x5x7)/Cube 0: Measurement grid: dx=8mm, dy=8mm, dz=5mm

Reference Value = 18.66 V/m; Power Drift = 0.11 dB

Peak SAR (extrapolated) = 0.933 W/kg

SAR(1 g) = 0.506 W/kg; SAR(10 g) = 0.276 W/kg

Maximum value of SAR (measured) = 0.776 W/kg



0 dB = 0.740 W/kg = -1.31 dBW/kg

Test Laboratory: HCT CO., LTD
 EUT Type: Mobile Phone
 Liquid Temperature: 19.7 °C
 Ambient Temperature: 19.8 °C
 Test Date: 09/29/2022
 Plot No.: CB6

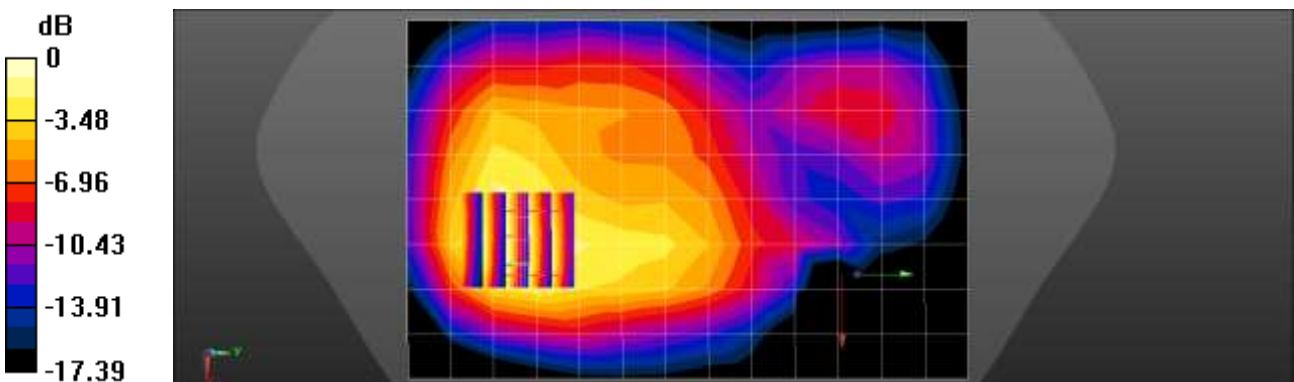
Communication System: UID 0, LTE Band (0); Frequency: 1880 MHz; Duty Cycle: 1:1
 Medium parameters used: $f = 1880$ MHz; $\sigma = 1.383$ S/m; $\epsilon_r = 38.793$; $\rho = 1000$ kg/m³
 Phantom section: Flat Section

DASY Configuration:

- Probe: EX3DV4 - SN7732; ConvF(8.57, 8.57, 8.57) @ 1880 MHz;
- Sensor-Surface: 1.4mm (Mechanical Surface Detection)
- Electronics: DAE4 Sn648; Calibrated: 2022-04-29
- Phantom: Twin-SAM V4.0 (20deg probe tilt)
- Measurement SW: DASY52, Version 52.10 (4);

LTE Band 2 Body Rear QPSK 20MHz 50RB 0offset 18900ch/Area Scan (9x14x1): Measurement grid:
 dx=15mm, dy=15mm
 Maximum value of SAR (measured) = 0.362 W/kg

LTE Band 2 Body Rear QPSK 20MHz 50RB 0offset 18900ch/Zoom Scan (5x5x7)/Cube 0: Measurement grid: dx=8mm, dy=8mm, dz=5mm
 Reference Value = 9.244 V/m; Power Drift = -0.07 dB
 Peak SAR (extrapolated) = 0.465 W/kg
SAR(1 g) = 0.253 W/kg; SAR(10 g) = 0.147 W/kg
 Maximum value of SAR (measured) = 0.358 W/kg



0 dB = 0.358 W/kg = -4.46 dBW/kg

Test Laboratory: HCT CO., LTD
EUT Type: Mobile Phone
Liquid Temperature: 20.9 °C
Ambient Temperature: 21.0 °C
Test Date: 10/05/2022
Plot No.: C7

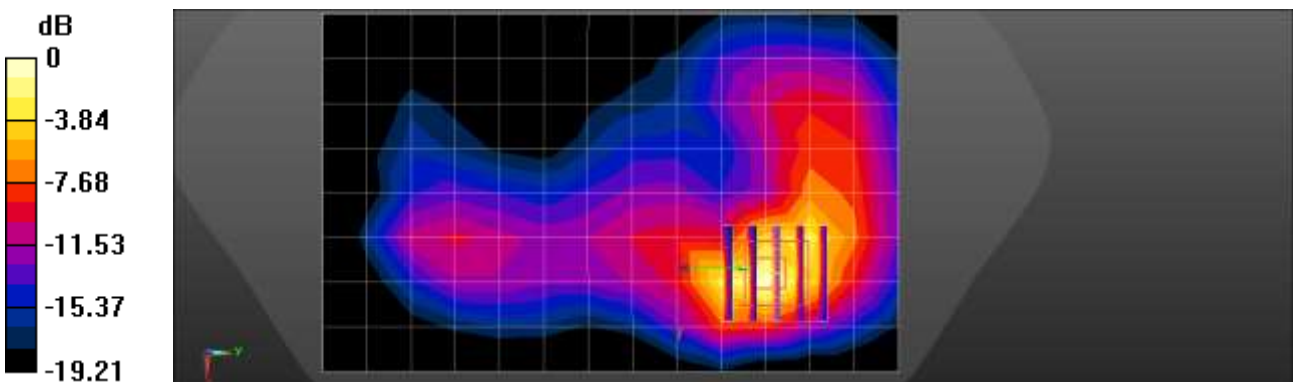
Communication System: UID 0, LTE Band (0); Frequency: 1860 MHz;Duty Cycle: 1:1
Medium parameters used: $f = 1860$ MHz; $\sigma = 1.359$ S/m; $\epsilon_r = 40.42$; $\rho = 1000$ kg/m³
Phantom section: Flat Section

DASY Configuration:

- Probe: EX3DV4 - SN7732; ConvF(8.57, 8.57, 8.57) @ 1860 MHz;
- Sensor-Surface: 1.4mm (Mechanical Surface Detection)
- Electronics: DAE4 Sn648; Calibrated: 2022-04-29
- Phantom: Twin-SAM V4.0 (20deg probe tilt)
- Measurement SW: DASY52, Version 52.10 (4);

LTE Band 2 Body Rear QPSK 20MHz 1RB 0offset 18700ch/Area Scan (9x14x1): Measurement grid:
dx=15mm, dy=15mm
Maximum value of SAR (measured) = 0.942 W/kg

LTE Band 2 Body Rear QPSK 20MHz 1RB 0offset 18700ch/Zoom Scan (5x5x7)/Cube 0: Measurement grid: dx=8mm, dy=8mm, dz=5mm
Reference Value = 6.476 V/m; Power Drift = -0.15 dB
Peak SAR (extrapolated) = 1.22 W/kg
SAR(1 g) = 0.613 W/kg; SAR(10 g) = 0.306 W/kg
Maximum value of SAR (measured) = 1.00 W/kg



0 dB = 1.00 W/kg = 0.00 dBW/kg

Test Laboratory: HCT CO., LTD
 EUT Type: Mobile Phone
 Liquid Temperature: 22.2 °C
 Ambient Temperature: 22.3 °C
 Test Date: 11/28/2022
 Plot No.: C8

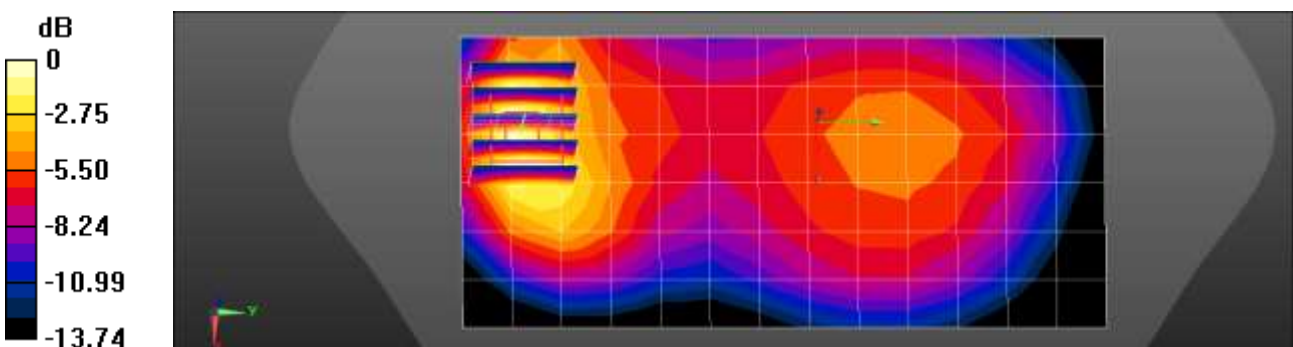
Communication System: UID 0, LTE Band 5 (0); Frequency: 836.5 MHz;Duty Cycle: 1:1
 Medium parameters used (interpolated): $f = 836.5 \text{ MHz}$; $\sigma = 0.925 \text{ S/m}$; $\epsilon_r = 41.117$; $\rho = 1000 \text{ kg/m}^3$
 Phantom section: Flat Section

DASY5 Configuration:

- Probe: EX3DV4 - SN7702; ConvF(10.23, 10.23, 10.23) @ 836.5 MHz; Calibrated: 2022-01-20
- Sensor-Surface: 1.4mm (Mechanical Surface Detection)
- Electronics: DAE4 Sn466; Calibrated: 2022-05-02
- Phantom: Twin-SAM V4.0
- Measurement SW: DASY52, Version 52.10 (4); SEMCAD X Version 14.6.14 (7483)

LTE Band 5 Body Rear QPSK 10MHz 1RB 0offset 20525ch/Area Scan (7x14x1): Measurement grid:
 $dx=15\text{mm}$, $dy=15\text{mm}$
 Maximum value of SAR (measured) = 0.969 W/kg

LTE Band 5 Body Rear QPSK 10MHz 1RB 0offset 20525ch/Zoom Scan (5x5x7)/Cube 0: Measurement grid:
 $dx=8\text{mm}$, $dy=8\text{mm}$, $dz=5\text{mm}$
 Reference Value = 17.16 V/m; Power Drift = -0.05 dB
 Peak SAR (extrapolated) = 1.25 W/kg
SAR(1 g) = 0.703 W/kg; SAR(10 g) = 0.410 W/kg
 Maximum value of SAR (measured) = 1.06 W/kg



0 dB = 1.06 W/kg = 0.25 dBW/kg

Test Laboratory: HCT CO., LTD
EUT Type: Mobile Phone
Liquid Temperature: 20.5 °C
Ambient Temperature: 20.6 °C
Test Date: 09/27/2022
Plot No.: C9

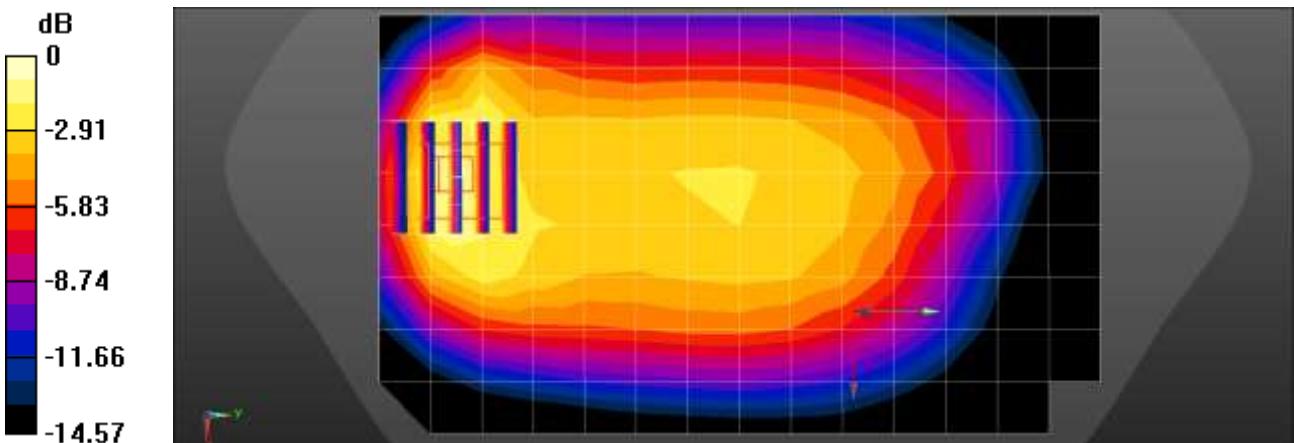
Communication System: UID 0, LTE Band (0); Frequency: 707.5 MHz;Duty Cycle: 1:1
Medium parameters used: $f = 710$ MHz; $\sigma = 0.861$ S/m; $\epsilon_r = 43.429$; $\rho = 1000$ kg/m³
Phantom section: Flat Section

DASY Configuration:

- Probe: EX3DV4 - SN7732; ConvF(10.36, 10.36, 10.36) @ 707.5 MHz;
- Sensor-Surface: 1.4mm (Mechanical Surface Detection)
- Electronics: DAE4 Sn446; Calibrated: 2021-09-30
- Phantom: Twin-SAM V4.0 (20deg probe tilt)
- Measurement SW: DASY52, Version 52.10 (4);

LTE Band 12 Body Rear QPSK 10MHz 1RB 0offset 23095ch/Area Scan (9x15x1): Measurement grid:
dx=15mm, dy=15mm
Maximum value of SAR (measured) = 0.272 W/kg

LTE Band 12 Body Rear QPSK 10MHz 1RB 0offset 23095ch/Zoom Scan (5x5x7)/Cube 0: Measurement grid: dx=8mm, dy=8mm, dz=5mm
Reference Value = 15.06 V/m; Power Drift = 0.02 dB
Peak SAR (extrapolated) = 0.436 W/kg
SAR(1 g) = 0.227 W/kg; SAR(10 g) = 0.131 W/kg
Maximum value of SAR (measured) = 0.351 W/kg



0 dB = 0.351 W/kg = -4.55 dBW/kg

Test Laboratory: HCT CO., LTD
EUT Type: Mobile Phone
Liquid Temperature: 19.3 °C
Ambient Temperature: 19.4 °C
Test Date: 09/28/2022
Plot No.: C10

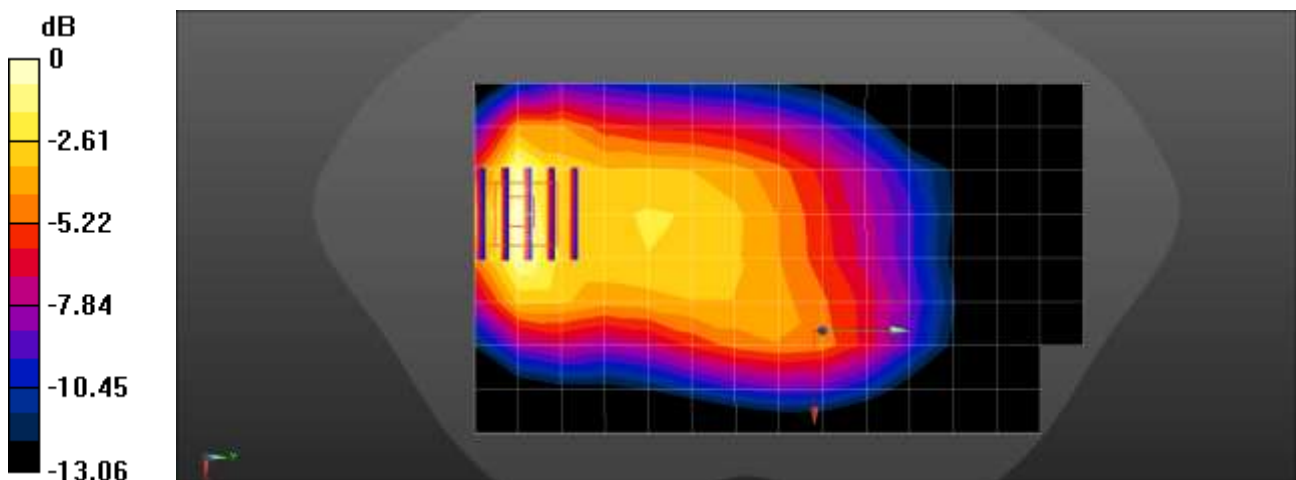
Communication System: UID 0, LTE Band (0); Frequency: 782 MHz;Duty Cycle: 1:1
Medium parameters used: $f = 780$ MHz; $\sigma = 0.935$ S/m; $\epsilon_r = 42.412$; $\rho = 1000$ kg/m³
Phantom section: Flat Section

DASY Configuration:

- Probe: EX3DV4 - SN7732; ConvF(10.36, 10.36, 10.36) @ 782 MHz;
- Sensor-Surface: 1.4mm (Mechanical Surface Detection)
- Electronics: DAE4 Sn446; Calibrated: 2021-09-30
- Phantom: Twin-SAM V4.0 (20deg probe tilt)
- Measurement SW: DASY52, Version 52.10 (4);

LTE Band 13 Body Rear QPSK 10MHz 1RB 0offset 23230ch/Area Scan (9x15x1): Measurement grid:
dx=15mm, dy=15mm
Maximum value of SAR (measured) = 0.602 W/kg

LTE Band 13 Body Rear QPSK 10MHz 1RB 0offset 23230ch/Zoom Scan (5x5x7)/Cube 0: Measurement grid: dx=8mm, dy=8mm, dz=5mm
Reference Value = 17.50 V/m; Power Drift = -0.01 dB
Peak SAR (extrapolated) = 0.720 W/kg
SAR(1 g) = 0.401 W/kg; SAR(10 g) = 0.237 W/kg
Maximum value of SAR (measured) = 0.594 W/kg



0 dB = 0.594 W/kg = -2.26 dBW/kg

Test Laboratory: HCT CO., LTD
EUT Type: Mobile Phone
Liquid Temperature: 20.2 °C
Ambient Temperature: 20.3 °C
Test Date: 09/26/2022
Plot No.: C11

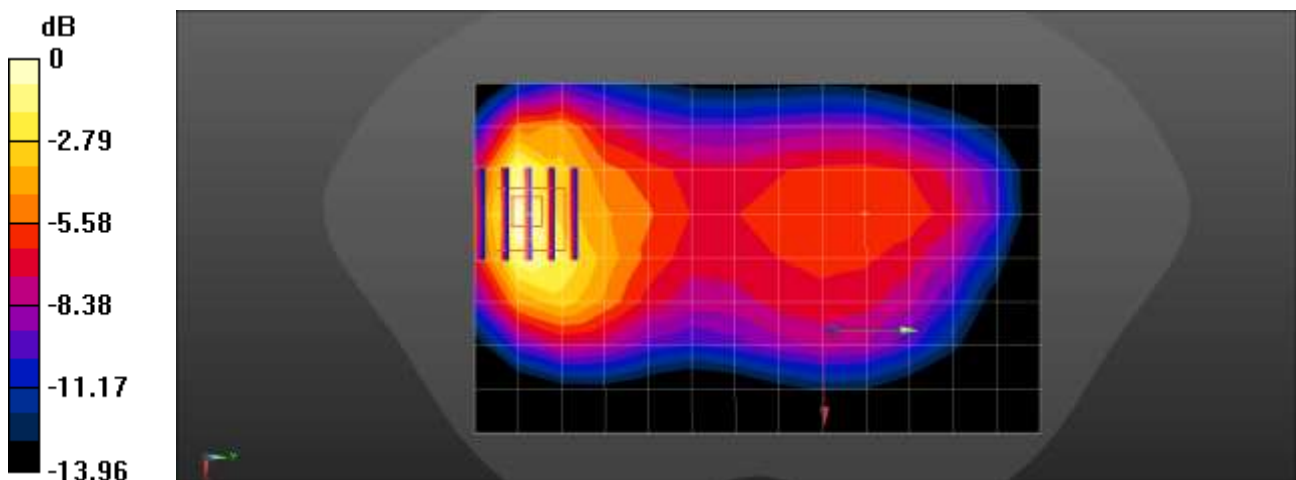
Communication System: UID 0, LTE Band 26 (0); Frequency: 831.5 MHz;Duty Cycle: 1:1
Medium parameters used: $f = 830$ MHz; $\sigma = 0.918$ S/m; $\epsilon_r = 41.377$; $\rho = 1000$ kg/m³
Phantom section: Flat Section

DASY Configuration:

- Probe: EX3DV4 - SN7732; ConvF(10.03, 10.03, 10.03) @ 831.5 MHz;
- Sensor-Surface: 1.4mm (Mechanical Surface Detection)
- Electronics: DAE4 Sn446; Calibrated: 2021-09-30
- Phantom: Twin-SAM V4.0 (20deg probe tilt)
- Measurement SW: DASY52, Version 52.10 (4);

LTE Band 26 Body Rear QPSK 15MHz 1RB 36offset 26865ch/Area Scan (9x14x1): Measurement grid:
dx=15mm, dy=15mm
Maximum value of SAR (measured) = 0.817 W/kg

LTE Band 26 Body Rear QPSK 15MHz 1RB 36offset 26865ch/Zoom Scan (5x5x7)/Cube 0:
Measurement grid: dx=8mm, dy=8mm, dz=5mm
Reference Value = 14.65 V/m; Power Drift = -0.05 dB
Peak SAR (extrapolated) = 1.03 W/kg
SAR(1 g) = 0.556 W/kg; SAR(10 g) = 0.326 W/kg
Maximum value of SAR (measured) = 0.838 W/kg



0 dB = 0.838 W/kg = -0.77 dBW/kg

Test Laboratory: HCT CO., LTD
EUT Type: Mobile Phone
Liquid Temperature: 21.8 °C
Ambient Temperature: 21.9 °C
Test Date: 09/29/2022
Plot No.: C12

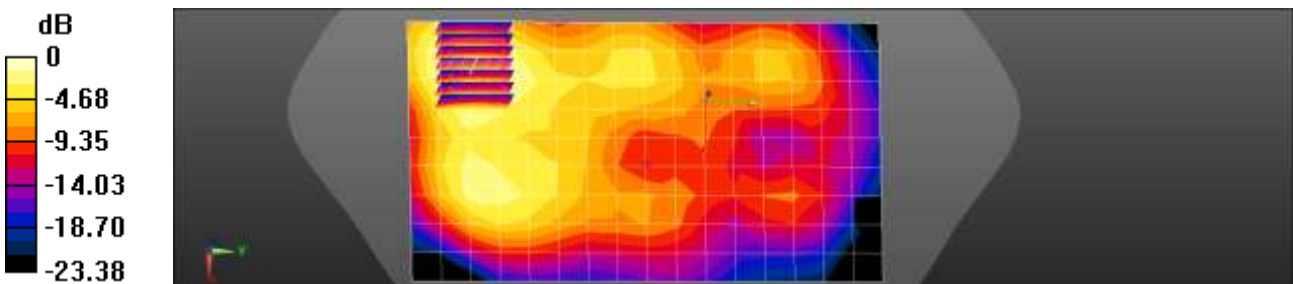
Communication System: UID 0, LTE Band41 (0); Frequency: 2680 MHz;Duty Cycle: 1:1.58052
Medium parameters used: $f = 2680$ MHz; $\sigma = 2.119$ S/m; $\epsilon_r = 37.746$; $\rho = 1000$ kg/m³
Phantom section: Flat Section

DASY5 Configuration:

- Probe: EX3DV4 - SN7309; ConvF(7.74, 7.74, 7.74) @ 2680 MHz; Calibrated: 2022-06-22
- Sensor-Surface: 1.4mm (Mechanical Surface Detection)
- Electronics: DAE4 Sn869; Calibrated: 2022-03-25
- Phantom: Twin-SAM V4.0 Right; Type: QD 000 P40 CC; Serial: xxxx
- Measurement SW: DASY52, Version 52.10 (4); SEMCAD X Version 14.6.14 (7483)

LTE Band 41 Body Front QPSK 20MHz 50RB 0offset 41490ch/Area Scan (10x17x1): Measurement grid:
dx=12mm, dy=12mm
Maximum value of SAR (measured) = 0.542 W/kg

LTE Band 41 Body Front QPSK 20MHz 50RB 0offset 41490ch/Zoom Scan (7x7x7)/Cube 0:
Measurement grid: dx=5mm, dy=5mm, dz=5mm
Reference Value = 3.284 V/m; Power Drift = 0.13 dB
Peak SAR (extrapolated) = 0.615 W/kg
SAR(1 g) = 0.308 W/kg; SAR(10 g) = 0.161 W/kg
Maximum value of SAR (measured) = 0.489 W/kg



0 dB = 0.489 W/kg = -3.11 dBW/kg

Test Laboratory: HCT CO., LTD
 EUT Type: Mobile Phone
 Liquid Temperature: 21.4 °C
 Ambient Temperature: 21.5 °C
 Test Date: 09/30/2022
 Plot No.: C13

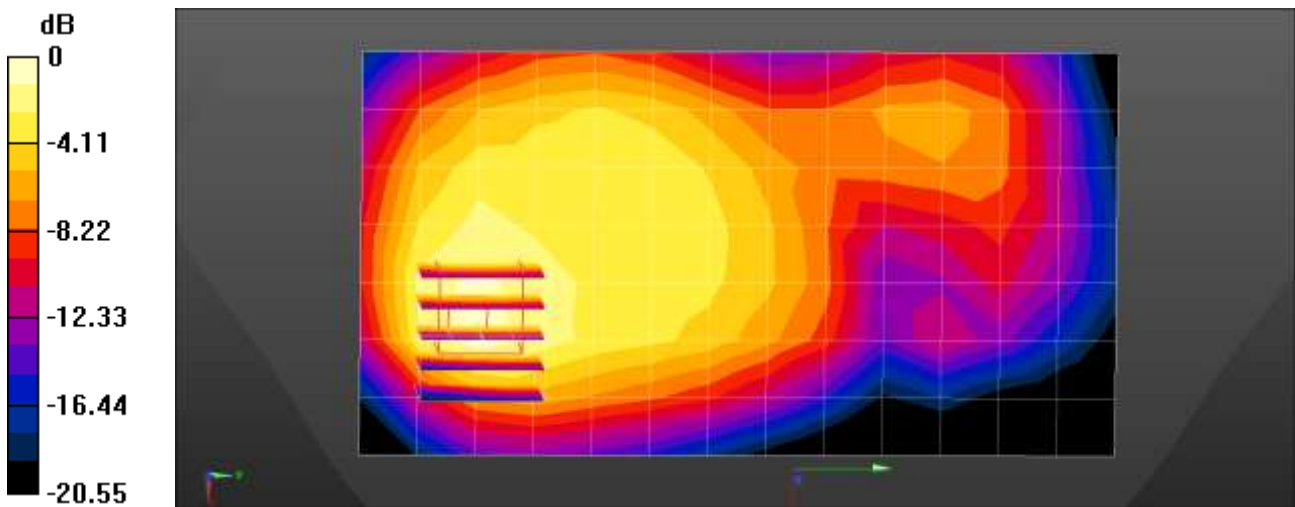
Communication System: UID 0, LTE Band 66 (0); Frequency: 1770 MHz;Duty Cycle: 1:1
 Medium parameters used: $f = 1770 \text{ MHz}$; $\sigma = 1.416 \text{ S/m}$; $\epsilon_r = 39.527$; $\rho = 1000 \text{ kg/m}^3$
 Phantom section: Flat Section

DASY5 Configuration:

- Probe: EX3DV4 - SN7309; ConvF(8.73, 8.73, 8.73) @ 1770 MHz; Calibrated: 2022-06-22
- Sensor-Surface: 1.4mm (Mechanical Surface Detection)
- Electronics: DAE4 Sn869; Calibrated: 2022-03-25
- Phantom: Twin-SAM V4.0 Right; Type: QD 000 P40 CC; Serial: xxxx
- Measurement SW: DASY52, Version 52.10 (4); SEMCAD X Version 14.6.14 (7483)

LTE Band 66 Body Rear QPSK 20MHz 50RB 49offset 132572ch/Area Scan (8x14x1): Measurement grid:
 $dx=15\text{mm}$, $dy=15\text{mm}$
 Maximum value of SAR (measured) = 0.350 W/kg

LTE Band 66 Body Rear QPSK 20MHz 50RB 49offset 132572ch/Zoom Scan (5x5x7)/Cube 0:
 Measurement grid: $dx=8\text{mm}$, $dy=8\text{mm}$, $dz=5\text{mm}$
 Reference Value = 10.13 V/m; Power Drift = -0.05 dB
 Peak SAR (extrapolated) = 0.483 W/kg
SAR(1 g) = 0.268 W/kg; SAR(10 g) = 0.154 W/kg
 Maximum value of SAR (measured) = 0.391 W/kg



0 dB = 0.391 W/kg = -4.08 dBW/kg

Test Laboratory: HCT CO., LTD
EUT Type: Mobile Phone
Liquid Temperature: 20.4 °C
Ambient Temperature: 20.5 °C
Test Date: 10/06/2022
Plot No.: C14

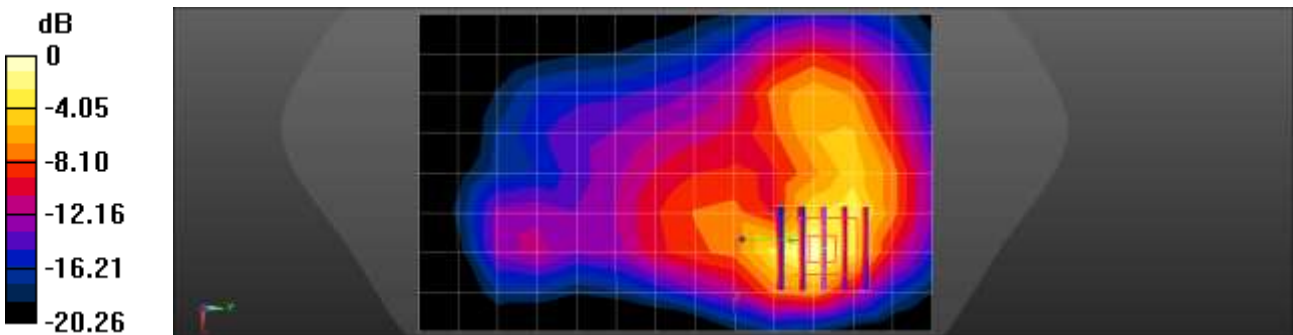
Communication System: UID 0, LTE Band (0); Frequency: 1770 MHz;Duty Cycle: 1:1
Medium parameters used: $f = 1770$ MHz; $\sigma = 1.368$ S/m; $\epsilon_r = 39.531$; $\rho = 1000$ kg/m³
Phantom section: Flat Section

DASY Configuration:

- Probe: EX3DV4 - SN7732; ConvF(8.93, 8.93, 8.93) @ 1770 MHz;
- Sensor-Surface: 1.4mm (Mechanical Surface Detection)
- Electronics: DAE4 Sn648; Calibrated: 2022-04-29
- Phantom: Twin-SAM V4.0 (20deg probe tilt)
- Measurement SW: DASY52, Version 52.10 (4);

LTE Band 66 Body Rear QPSK 20MHz 50RB 49offset 132572ch/Area Scan (9x14x1): Measurement grid:
dx=15mm, dy=15mm
Maximum value of SAR (measured) = 0.666 W/kg

LTE Band 66 Body Rear QPSK 20MHz 50RB 49offset 132572ch/Zoom Scan (5x5x7)/Cube 0:
Measurement grid: dx=8mm, dy=8mm, dz=5mm
Reference Value = 7.317 V/m; Power Drift = -0.04 dB
Peak SAR (extrapolated) = 0.820 W/kg
SAR(1 g) = 0.423 W/kg; SAR(10 g) = 0.217 W/kg
Maximum value of SAR (measured) = 0.676 W/kg



0 dB = 0.676 W/kg = -1.70 dBW/kg

Test Laboratory: HCT CO., LTD
 EUT Type: Mobile Phone
 Liquid Temperature: 21.2 °C
 Ambient Temperature: 21.3 °C
 Test Date: 10/12/2022
 Plot No.: C15

Communication System: UID 0, 5G NR (0); Frequency: 836.5 MHz; Duty Cycle: 1:1
 Medium parameters used (interpolated): $f = 836.5 \text{ MHz}$; $\sigma = 0.917 \text{ S/m}$; $\epsilon_r = 41.999$; $\rho = 1000 \text{ kg/m}^3$
 Phantom section: Flat Section

DASY5 Configuration:

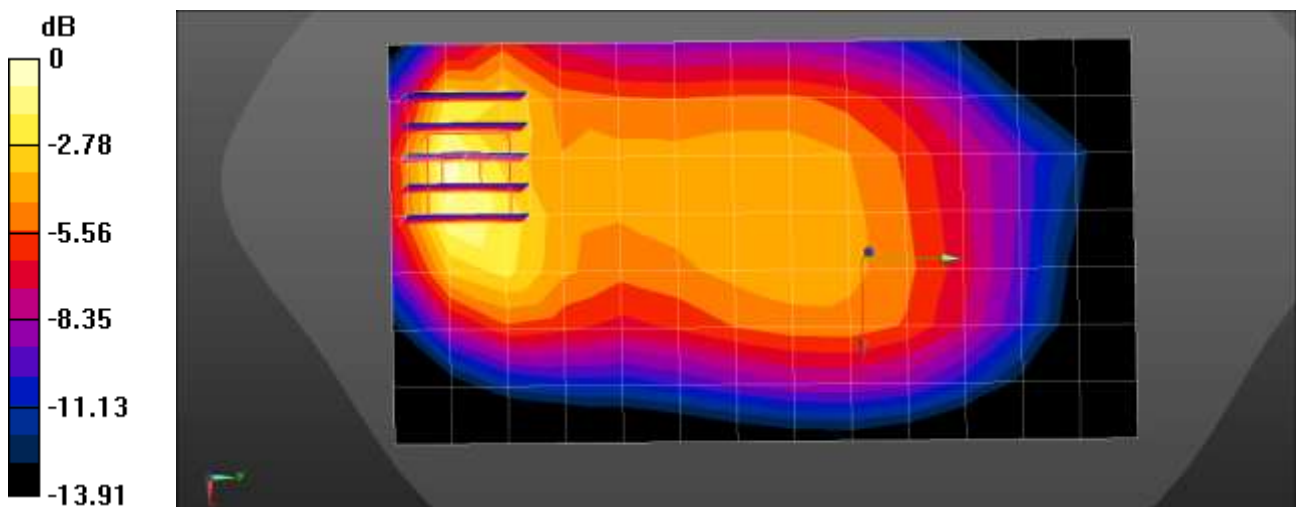
- Probe: EX3DV4 - SN7309; ConvF(9.99, 9.99, 9.99) @ 836.5 MHz; Calibrated: 2022-06-22
- Sensor-Surface: 1.4mm (Mechanical Surface Detection)
- Electronics: DAE4 Sn869; Calibrated: 2022-03-25
- Phantom: Twin-SAM V4.0 Right; Type: QD 000 P40 CC; Serial: xxxx
- Measurement SW: DASY52, Version 52.10 (4); SEMCAD X Version 14.6.14 (7483)

NR Band n5 Body Rear DFT-s QPSK 20MHz 50RB 28offset 167300ch/Area Scan (8x14x1):

Measurement grid: $dx=15\text{mm}$, $dy=15\text{mm}$
 Maximum value of SAR (measured) = 0.426 W/kg

NR Band n5 Body Rear DFT-s QPSK 20MHz 50RB 28offset 167300ch/Zoom Scan (5x5x7)/Cube 0:

Measurement grid: $dx=8\text{mm}$, $dy=8\text{mm}$, $dz=5\text{mm}$
 Reference Value = 15.37 V/m; Power Drift = 0.00 dB
 Peak SAR (extrapolated) = 0.571 W/kg
SAR(1 g) = 0.322 W/kg; SAR(10 g) = 0.188 W/kg
 Maximum value of SAR (measured) = 0.482 W/kg



$0 \text{ dB} = 0.482 \text{ W/kg} = -3.17 \text{ dBW/kg}$

Test Laboratory: HCT CO., LTD
 EUT Type: Mobile Phone
 Liquid Temperature: 21.0 °C
 Ambient Temperature: 21.1 °C
 Test Date: 10/07/2022
 Plot No.: C16

Communication System: UID 0, n41 (0); Frequency: 2592.99 MHz; Duty Cycle: 1:1
 Medium parameters used (interpolated): $f = 2592.99$ MHz; $\sigma = 2.035$ S/m; $\epsilon_r = 38.158$; $\rho = 1000$ kg/m³
 Phantom section: Flat Section

DASY5 Configuration:

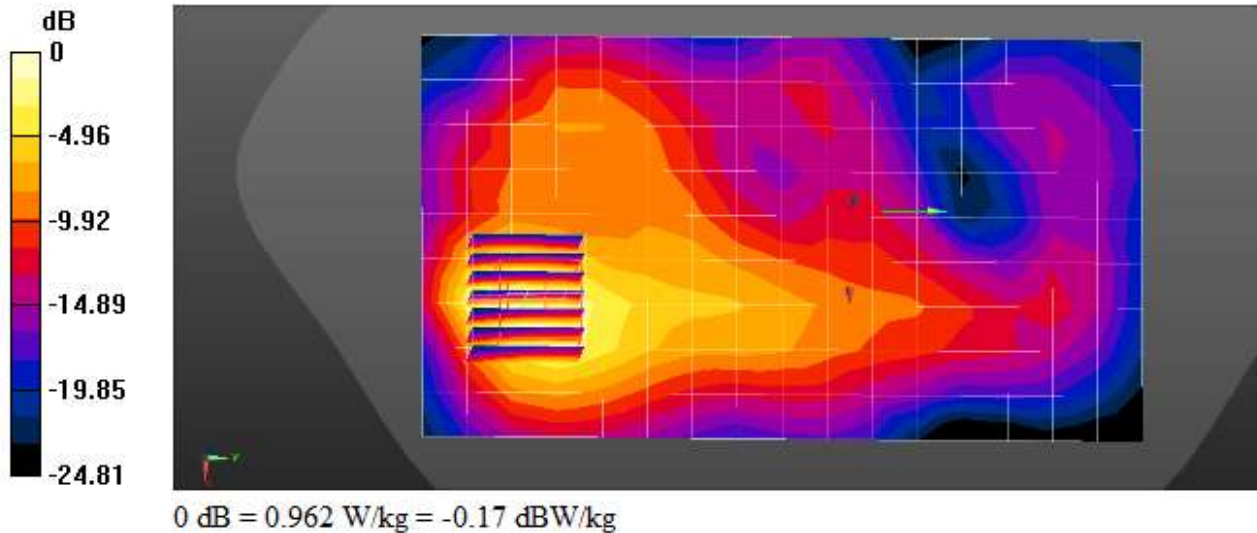
- Probe: EX3DV4 - SN7309; ConvF(7.74, 7.74, 7.74) @ 2592.99 MHz; Calibrated: 2022-06-22
- Sensor-Surface: 1.4mm (Mechanical Surface Detection)
- Electronics: DAE4 Sn869; Calibrated: 2022-03-25
- Phantom: Twin-SAM V4.0 Right; Type: QD 000 P40 CC; Serial: xxxx
- Measurement SW: DASY52, Version 52.10 (4); SEMCAD X Version 14.6.14 (7483)

NR Band n41 Body Rear DFT-s QPSK 100MHz 1RB 271offset 518598ch/Area Scan (10x17x1):

Measurement grid: dx=12mm, dy=12mm
 Maximum value of SAR (measured) = 0.966 W/kg

NR Band n41 Body Rear DFT-s QPSK 100MHz 1RB 271offset 518598ch/Zoom Scan (7x7x7)/Cube 0:

Measurement grid: dx=5mm, dy=5mm, dz=5mm
 Reference Value = 5.640 V/m; Power Drift = -0.14 dB
 Peak SAR (extrapolated) = 1.26 W/kg
SAR(1 g) = 0.557 W/kg; SAR(10 g) = 0.264 W/kg
 Maximum value of SAR (measured) = 0.962 W/kg



Test Laboratory: HCT CO., LTD
 EUT Type: Mobile Phone
 Liquid Temperature: 21.0 °C
 Ambient Temperature: 21.1 °C
 Test Date: 10/07/2022
 Plot No.: C17

Communication System: UID 0, n41 (0); Frequency: 2592.99 MHz; Duty Cycle: 1:1
 Medium parameters used (interpolated): $f = 2592.99$ MHz; $\sigma = 2.035$ S/m; $\epsilon_r = 38.158$; $\rho = 1000$ kg/m³
 Phantom section: Flat Section

DASY5 Configuration:

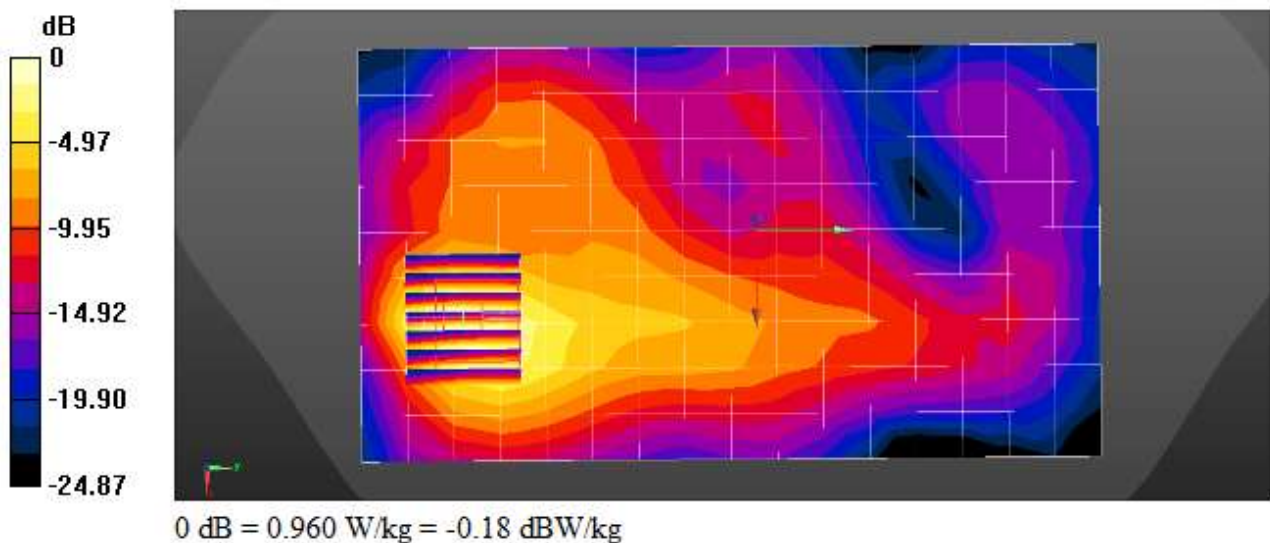
- Probe: EX3DV4 - SN7309; ConvF(7.74, 7.74, 7.74) @ 2592.99 MHz; Calibrated: 2022-06-22
- Sensor-Surface: 1.4mm (Mechanical Surface Detection)
- Electronics: DAE4 Sn869; Calibrated: 2022-03-25
- Phantom: Twin-SAM V4.0 Right; Type: QD 000 P40 CC; Serial: xxxx
- Measurement SW: DASY52, Version 52.10 (4); SEMCAD X Version 14.6.14 (7483)

NR Band n41 Body Rear DFT-s QPSK 100MHz 135RB 69offset 518598ch/Area Scan (10x17x1):

Measurement grid: dx=12mm, dy=12mm
 Maximum value of SAR (measured) = 0.972 W/kg

NR Band n41 Body Rear DFT-s QPSK 100MHz 135RB 69offset 518598ch/Zoom Scan (7x7x7)/Cube 0:

Measurement grid: dx=5mm, dy=5mm, dz=5mm
 Reference Value = 5.728 V/m; Power Drift = -0.13 dB
 Peak SAR (extrapolated) = 1.26 W/kg
SAR(1 g) = 0.555 W/kg; SAR(10 g) = 0.263 W/kg
 Maximum value of SAR (measured) = 0.960 W/kg



Test Laboratory: HCT CO., LTD
 EUT Type: Mobile Phone
 Liquid Temperature: 21.4 °C
 Ambient Temperature: 21.4 °C
 Test Date: 11/09/2022
 Plot No.: C18

Communication System: UID 0, n41 (0); Frequency: 2592.99 MHz; Duty Cycle: 1:1
 Medium parameters used (interpolated): $f = 2592.99$ MHz; $\sigma = 2.018$ S/m; $\epsilon_r = 37.856$; $\rho = 1000$ kg/m³
 Phantom section: Flat Section

DASY5 Configuration:

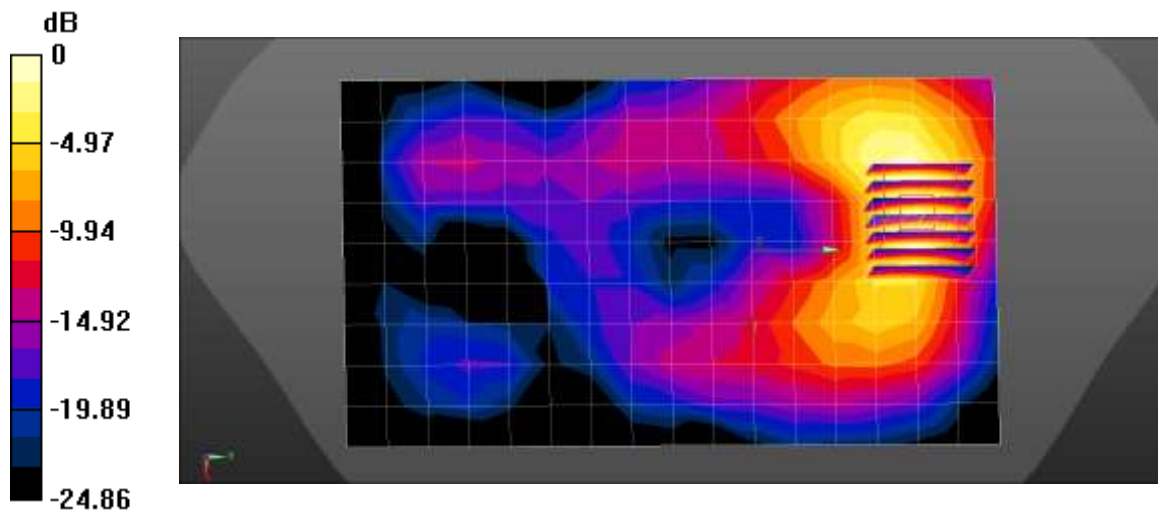
- Probe: EX3DV4 - SN7309; ConvF(7.74, 7.74, 7.74) @ 2592.99 MHz; Calibrated: 2022-06-22
- Sensor-Surface: 1.4mm (Mechanical Surface Detection)
- Electronics: DAE4 Sn869; Calibrated: 2022-03-25
- Phantom: Twin-SAM V4.0 Right; Type: QD 000 P40 CC; Serial: xxxx
- Measurement SW: DASY52, Version 52.10 (4); SEMCAD X Version 14.6.14 (7483)

NR Band n41 Body Rear DFT-s QPSK 100MHz 1RB 271offset 518598ch/Area Scan (10x17x1):

Measurement grid: dx=12mm, dy=12mm
 Maximum value of SAR (measured) = 0.352 W/kg

NR Band n41 Body Rear DFT-s QPSK 100MHz 1RB 271offset 518598ch/Zoom Scan (7x7x7)/Cube 0:

Measurement grid: dx=5mm, dy=5mm, dz=5mm
 Reference Value = 1.031 V/m; Power Drift = 0.16 dB
 Peak SAR (extrapolated) = 0.493 W/kg
SAR(1 g) = 0.222 W/kg; SAR(10 g) = 0.104 W/kg
 Maximum value of SAR (measured) = 0.382 W/kg



0 dB = 0.382 W/kg = -4.18 dBW/kg

Test Laboratory: HCT CO., LTD
EUT Type: Mobile Phone
Liquid Temperature: 20.9 °C
Ambient Temperature: 21.0 °C
Test Date: 10/13/2022
Plot No.: C19

Communication System: UID 0, 5G NR (0); Frequency: 1770 MHz;Duty Cycle: 1:1
Medium parameters used: $f = 1770$ MHz; $\sigma = 1.421$ S/m; $\epsilon_r = 39.597$; $\rho = 1000$ kg/m³
Phantom section: Flat Section

DASY5 Configuration:

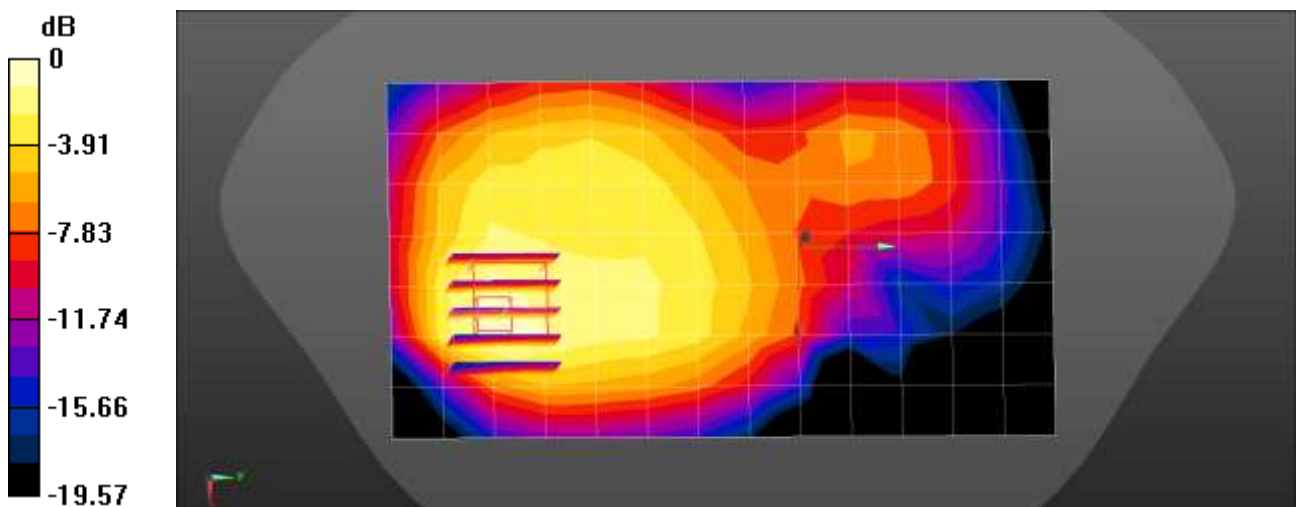
- Probe: EX3DV4 - SN7309; ConvF(8.73, 8.73, 8.73) @ 1770 MHz; Calibrated: 2022-06-22
- Sensor-Surface: 1.4mm (Mechanical Surface Detection)
- Electronics: DAE4 Sn869; Calibrated: 2022-03-25
- Phantom: Twin-SAM V4.0 Right; Type: QD 000 P40 CC; Serial: xxxx
- Measurement SW: DASY52, Version 52.10 (4); SEMCAD X Version 14.6.14 (7483)

NR Band n66 Body Rear DFT-s QPSK 20MHz 50RB 28offset 354000ch/Area Scan (8x14x1):

Measurement grid: dx=15mm, dy=15mm
Maximum value of SAR (measured) = 0.514 W/kg

NR Band n66 Body Rear DFT-s QPSK 20MHz 50RB 28offset 354000ch/Zoom Scan (5x5x7)/Cube 0:

Measurement grid: dx=8mm, dy=8mm, dz=5mm
Reference Value = 12.06 V/m; Power Drift = -0.03 dB
Peak SAR (extrapolated) = 0.686 W/kg
SAR(1 g) = 0.381 W/kg; SAR(10 g) = 0.222 W/kg
Maximum value of SAR (measured) = 0.549 W/kg



0 dB = 0.549 W/kg = -2.60 dBW/kg

Test Laboratory: HCT CO., LTD
EUT Type: Mobile Phone
Liquid Temperature: 19.7 °C
Ambient Temperature: 19.8 °C
Test Date: 10/12/2022
Plot No.: C20

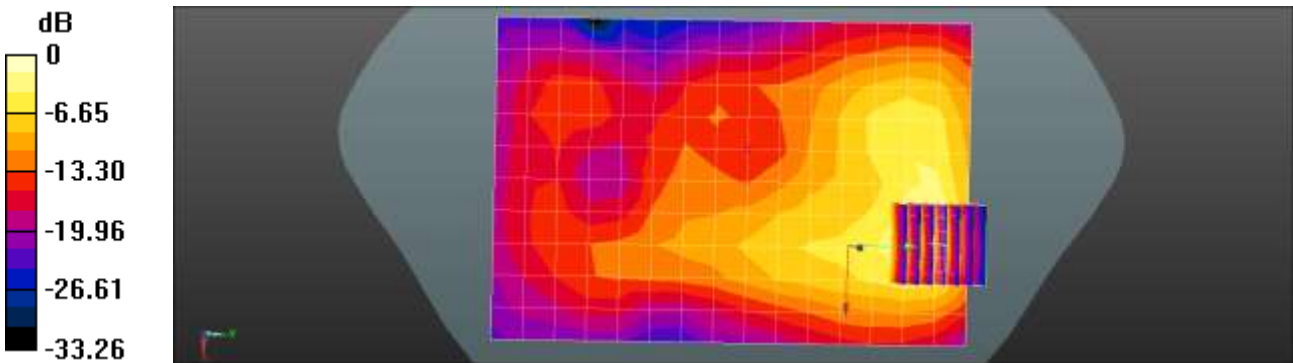
Communication System: UID 0, 2450MHz FCC (0); Frequency: 2412 MHz;Duty Cycle: 1:1
Medium parameters used: $f = 2410$ MHz; $\sigma = 1.806$ S/m; $\epsilon_r = 38.304$; $\rho = 1000$ kg/m³
Phantom section: Flat Section

DASY5 Configuration:

- Probe: EX3DV4 - SN7654; ConvF(8.59, 8.59, 8.59) @ 2412 MHz; Calibrated: 2022-05-31
- Sensor-Surface: 1.4mm (Mechanical Surface Detection)
- Electronics: DAE4 Sn1686; Calibrated: 2022-05-31
- Phantom: SAM with CRP v5.0_Front; Type: QD000P40CD; Serial: TP:xxxx
- Measurement SW: DASY52, Version 52.10 (4); SEMCAD X Version 14.6.14 (7501)

802.11b Body Rear 1Mbps 1ch/Area Scan (11x16x1): Measurement grid: dx=12mm, dy=12mm
Maximum value of SAR (measured) = 0.630 W/kg

802.11b Body Rear 1Mbps 1ch/Zoom Scan (7x7x7)/Cube 0: Measurement grid: dx=5mm, dy=5mm, dz=5mm
Reference Value = 4.128 V/m; Power Drift = 0.02 dB
Peak SAR (extrapolated) = 0.956 W/kg
SAR(1 g) = 0.393 W/kg; SAR(10 g) = 0.167 W/kg
Maximum value of SAR (measured) = 0.710 W/kg



0 dB = 0.630 W/kg = -2.01 dBW/kg

Test Laboratory: HCT CO., LTD
EUT Type: Mobile Phone
Liquid Temperature: 20.2 °C
Ambient Temperature: 20.3 °C
Test Date: 10/11/2022
Plot No.: C21

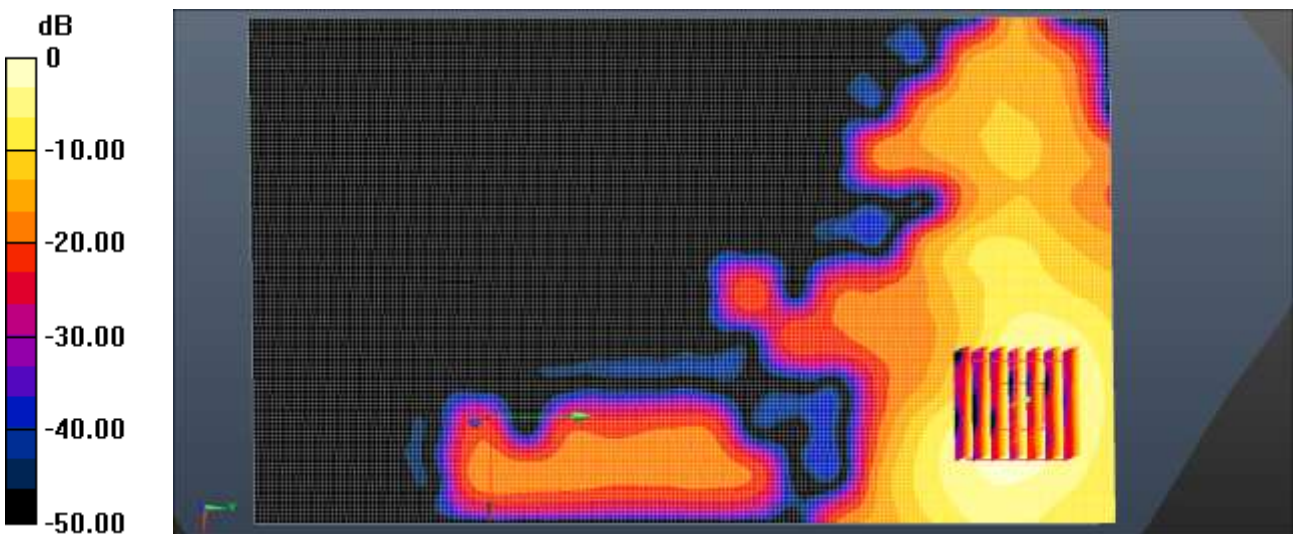
Communication System: UID 0, WIFI 5GHz (0); Frequency: 5825 MHz;Duty Cycle: 1:1
Medium parameters used: $f = 5820$ MHz; $\sigma = 5.308$ S/m; $\epsilon_r = 36.02$; $\rho = 1000$ kg/m³
Phantom section: Flat Section

DASY5 Configuration:

- Probe: EX3DV4 - SN7654; ConvF(5.35, 5.35, 5.35) @ 5825 MHz; Calibrated: 2022-05-31
- Sensor-Surface: 1.4mm (Mechanical Surface Detection)
- Electronics: DAE4 Sn1686; Calibrated: 2022-05-31
- Phantom: SAM with CRP v5.0_Front; Type: QD000P40CD; Serial: TP:xxxx
- Measurement SW: DASY52, Version 52.10 (4); SEMCAD X Version 14.6.14 (7501)

802.11a Body Rear 6Mbps 165ch/Area Scan (111x191x1): Interpolated grid: dx=1.000 mm, dy=1.000 mm
Maximum value of SAR (interpolated) = 1.10 W/kg

802.11a Body Rear 6Mbps 165ch/Zoom Scan (7x7x7)/Cube 0: Measurement grid: dx=4mm, dy=4mm, dz=1.4mm
Reference Value = 0 V/m; Power Drift = 0.01 dB
Peak SAR (extrapolated) = 1.84 W/kg
SAR(1 g) = 0.443 W/kg; SAR(10 g) = 0.159 W/kg
Maximum value of SAR (measured) = 1.06 W/kg



0 dB = 1.10 W/kg = 0.41 dBW/kg

Test Laboratory: HCT CO., LTD
EUT Type: Mobile Phone
Liquid Temperature: 20.3 °C
Ambient Temperature: 20.4 °C
Test Date: 10/12/2022
Plot No.: C22

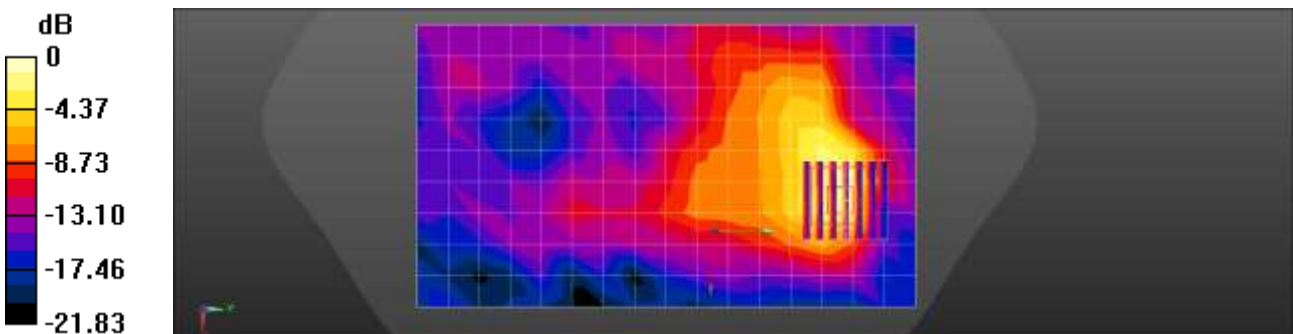
Communication System: UID 0, Bluetooth (0); Frequency: 2441 MHz; Duty Cycle: 1:1.304
Medium parameters used: $f = 2440$ MHz; $\sigma = 1.841$ S/m; $\epsilon_r = 38.86$; $\rho = 1000$ kg/m³
Phantom section: Flat Section

DASY Configuration:

- Probe: EX3DV4 - SN7732; ConvF(8.42, 8.42, 8.42) @ 2441 MHz;
- Sensor-Surface: 1.4mm (Mechanical Surface Detection)
- Electronics: DAE4 Sn648; Calibrated: 2022-04-29
- Phantom: Twin-SAM V4.0 (20deg probe tilt)
- Measurement SW: DASY52, Version 52.10 (4);

Bluetooth Body Rear DH5 39ch/Area Scan (10x17x1): Measurement grid: dx=12mm, dy=12mm
Maximum value of SAR (measured) = 0.0576 W/kg

Bluetooth Body Rear DH5 39ch/Zoom Scan (7x7x7)/Cube 0: Measurement grid: dx=5mm, dy=5mm, dz=5mm
Reference Value = 1.616 V/m; Power Drift = -0.14 dB
Peak SAR (extrapolated) = 0.108 W/kg
SAR(1 g) = 0.048 W/kg; SAR(10 g) = 0.021 W/kg
Maximum value of SAR (measured) = 0.0840 W/kg



0 dB = 0.0840 W/kg = -10.76 dBW/kg

Test Laboratory: HCT CO., LTD
 EUT Type: Mobile Phone
 Liquid Temperature: 20.2 °C
 Ambient Temperature: 20.3 °C
 Test Date: 10/18/2022
 Plot No.: C23

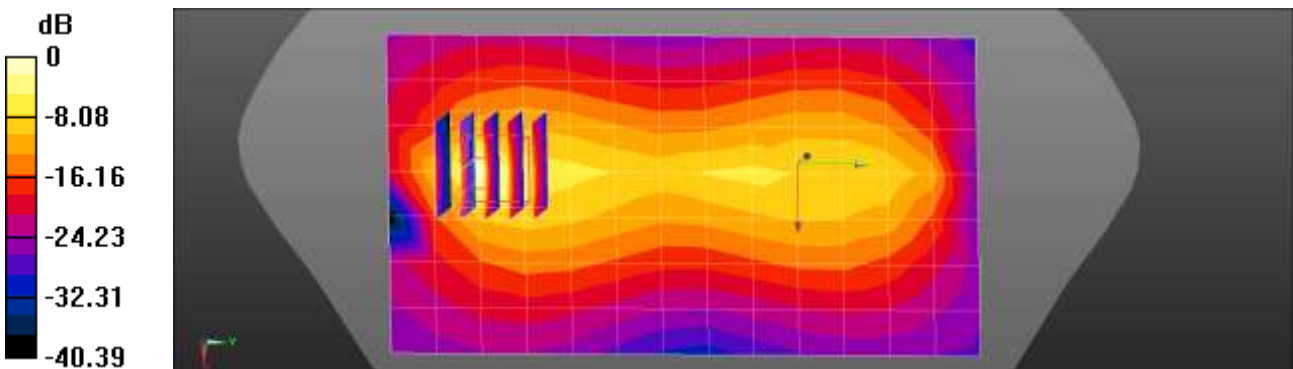
Communication System: UID 0, GSM850 GPRS 2TX (0); Frequency: 836.6 MHz; Duty Cycle: 1:4.14954
 Medium parameters used (interpolated): $f = 836.6$ MHz; $\sigma = 0.885$ S/m; $\epsilon_r = 41.927$; $\rho = 1000$ kg/m³
 Phantom section: Flat Section

DASY5 Configuration:

- Probe: EX3DV4 - SN7654; ConvF(10.48, 10.48, 10.48) @ 836.6 MHz; Calibrated: 2022-05-31
- Sensor-Surface: 1.4mm (Mechanical Surface Detection)
- Electronics: DAE4 Sn1686; Calibrated: 2022-05-31
- Phantom: SAM with CRP v5.0_Front; Type: QD000P40CD; Serial: TP:xxxx
- Measurement SW: DASY52, Version 52.10 (4); SEMCAD X Version 14.6.14 (7501)

GSM850 2Tx Phablet Right 190ch/Area Scan (8x14x1): Measurement grid: dx=15mm, dy=15mm
 Maximum value of SAR (measured) = 5.39 W/kg

GSM850 2Tx Phablet Right 190ch/Zoom Scan (5x5x7)/Cube 0: Measurement grid: dx=8mm, dy=8mm, dz=5mm
 Reference Value = 26.24 V/m; Power Drift = 0.11 dB
 Peak SAR (extrapolated) = 9.89 W/kg
SAR(1 g) = 2.01 W/kg; SAR(10 g) = 0.695 W/kg
 Maximum value of SAR (measured) = 5.80 W/kg



0 dB = 5.39 W/kg = 7.32 dBW/kg

Test Laboratory: HCT CO., LTD
 EUT Type: Mobile Phone
 Liquid Temperature: 20.9 °C
 Ambient Temperature: 21.0 °C
 Test Date: 10/18/2022
 Plot No.: C24

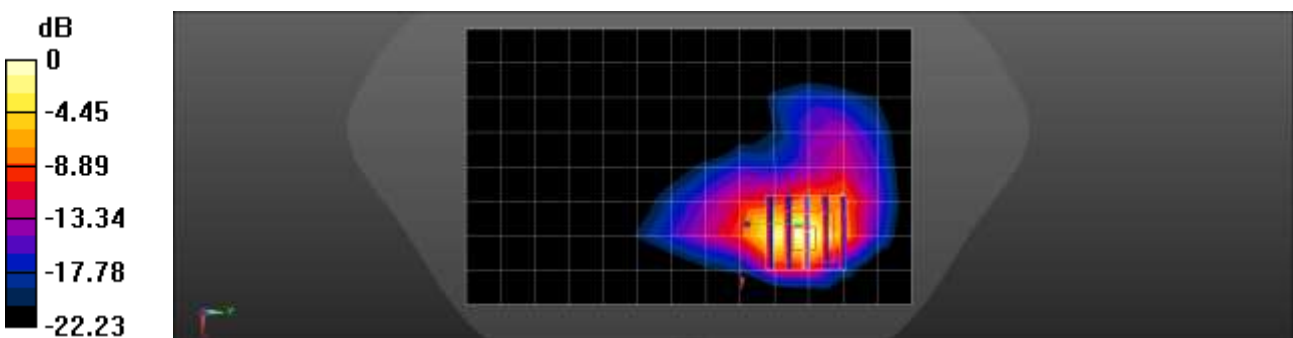
Communication System: UID 0, LTE Band (0); Frequency: 1860 MHz;Duty Cycle: 1:1
 Medium parameters used: $f = 1860$ MHz; $\sigma = 1.362$ S/m; $\epsilon_r = 40.474$; $\rho = 1000$ kg/m³
 Phantom section: Flat Section

DASY Configuration:

- Probe: EX3DV4 - SN7732; ConvF(8.57, 8.57, 8.57) @ 1860 MHz;
- Sensor-Surface: 1.4mm (Mechanical Surface Detection)
- Electronics: DAE4 Sn648; Calibrated: 2022-04-29
- Phantom: Twin-SAM V4.0 (20deg probe tilt)
- Measurement SW: DASY52, Version 52.10 (4);

LTE Band 2 Phablet Rear QPSK 20MHz 50RB 49offset 18700ch/Area Scan (9x14x1): Measurement grid:
 $dx=15$ mm, $dy=15$ mm
 Maximum value of SAR (measured) = 7.16 W/kg

LTE Band 2 Phablet Rear QPSK 20MHz 50RB 49offset 18700ch/Zoom Scan (5x5x7)/Cube 0:
 Measurement grid: $dx=8$ mm, $dy=8$ mm, $dz=5$ mm
 Reference Value = 5.976 V/m; Power Drift = 0.07 dB
 Peak SAR (extrapolated) = 8.96 W/kg
SAR(1 g) = 3.45 W/kg; SAR(10 g) = 1.44 W/kg
 Maximum value of SAR (measured) = 6.21 W/kg



0 dB = 6.21 W/kg = 7.93 dBW/kg

Test Laboratory: HCT CO., LTD
 EUT Type: Mobile Phone
 Liquid Temperature: 20.2 °C
 Ambient Temperature: 20.3 °C
 Test Date: 10/11/2022
 Plot No.: C25

Communication System: UID 0, WIFI 5GHz (0); Frequency: 5260 MHz; Duty Cycle: 1:1
 Medium parameters used: $f = 5260 \text{ MHz}$; $\sigma = 4.729 \text{ S/m}$; $\epsilon_r = 36.695$; $\rho = 1000 \text{ kg/m}^3$
 Phantom section: Flat Section

DASY5 Configuration:

- Probe: EX3DV4 - SN7654; ConvF(6.18, 6.18, 6.18) @ 5260 MHz; Calibrated: 2022-05-31
- Sensor-Surface: 1.4mm (Mechanical Surface Detection)
- Electronics: DAE4 Sn1686; Calibrated: 2022-05-31
- Phantom: SAM with CRP v5.0_Front; Type: QD000P40CD; Serial: TP:xxxx
- Measurement SW: DASY52, Version 52.10 (4); SEMCAD X Version 14.6.14 (7501)

802.11a Body Top 6Mbps 52ch/Area Scan (61x121x1): Interpolated grid: $dx=1.000 \text{ mm}$, $dy=1.000 \text{ mm}$
 Maximum value of SAR (interpolated) = 23.5 W/kg

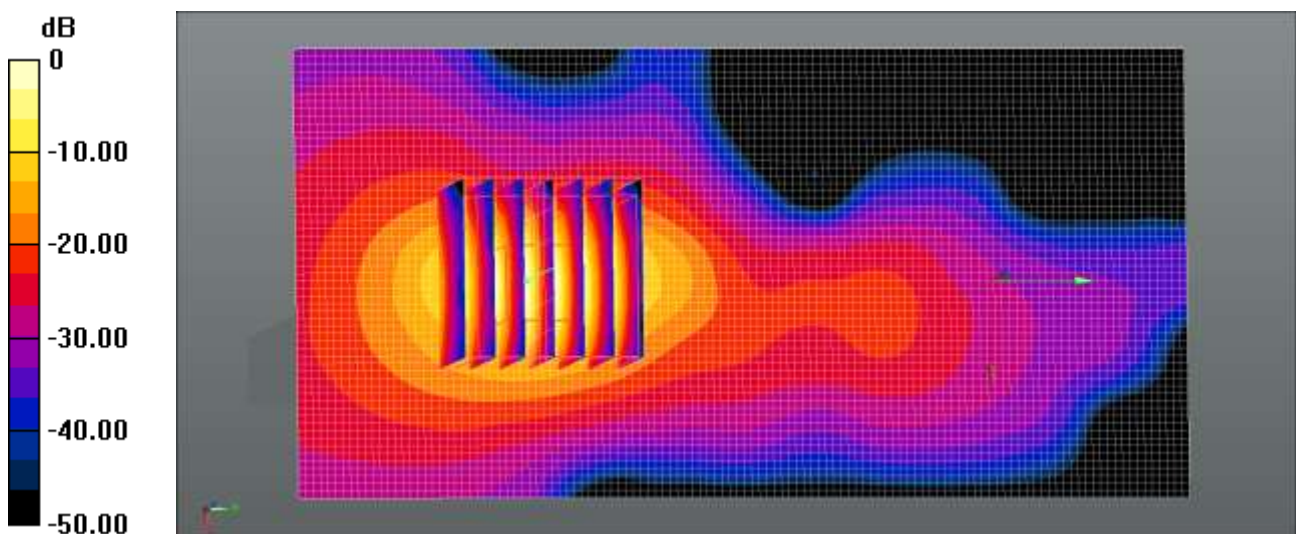
802.11a Body Top 6Mbps 52ch/Zoom Scan (7x7x7)/Cube 0: Measurement grid: $dx=4\text{mm}$, $dy=4\text{mm}$, $dz=1.4\text{mm}$

Reference Value = 5.565 V/m; Power Drift = -0.19 dB

Peak SAR (extrapolated) = 58.7 W/kg

SAR(1 g) = 8.3 W/kg; SAR(10 g) = 1.54 W/kg

Maximum value of SAR (measured) = 28.2 W/kg



0 dB = 23.5 W/kg = 13.71 dBW/kg

Appendix C. – Dipole Verification Plots

■ **Verification Data (750 MHz Head)**

Test Laboratory: HCT CO., LTD
Input Power: 0.05 W
Liquid Temp: 20.5 °C
Test Date: 09/27/2022

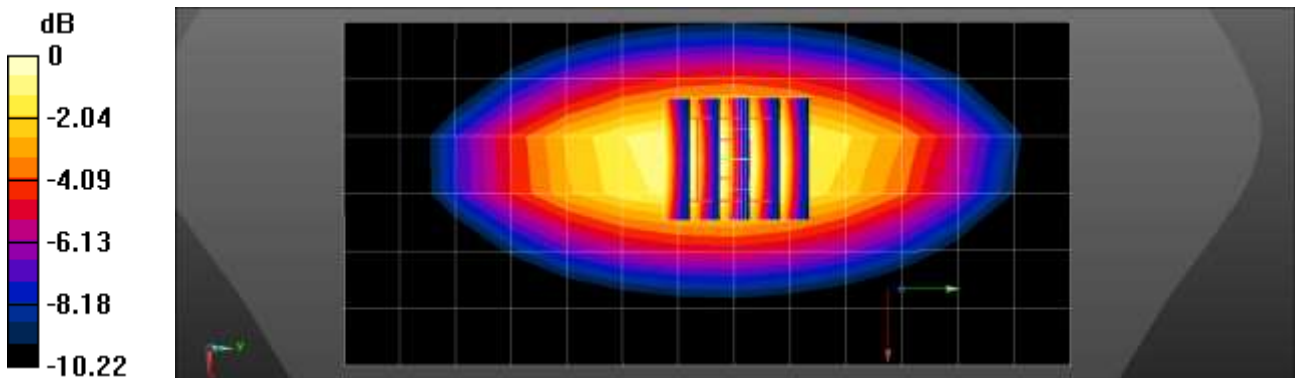
Communication System: UID 0, CW (0); Frequency: 750 MHz; Duty Cycle: 1:1
Medium parameters used: $f = 750$ MHz; $\sigma = 0.903$ S/m; $\epsilon_r = 42.844$; $\rho = 1000$ kg/m³
Phantom section: Flat Section

DASY Configuration:

- Probe: EX3DV4 - SN7732; ConvF(10.36, 10.36, 10.36) @ 750 MHz; Calibrated: 2022-06-30
- Sensor-Surface: 1.4mm (Mechanical Surface Detection)
- Electronics: DAE4 Sn446; Calibrated: 2021-09-30
- Phantom: Twin-SAM V4.0 (20deg probe tilt)
- Measurement SW: DASY52, Version 52.10 (4);

750MHz Head Verification/Area Scan (7x14x1): Measurement grid: dx=15mm, dy=15mm
Maximum value of SAR (measured) = 0.500 W/kg

750MHz Head Verification/Zoom Scan (5x5x7)/Cube 0: Measurement grid: dx=8mm, dy=8mm, dz=5mm
Reference Value = 23.51 V/m; Power Drift = 0.07 dB
Peak SAR (extrapolated) = 0.635 W/kg
SAR(1 g) = 0.424 W/kg; SAR(10 g) = 0.282 W/kg
Smallest distance from peaks to all points 3 dB below = 19.5 mm
Ratio of SAR at M2 to SAR at M1 = 66.8%
Maximum value of SAR (measured) = 0.564 W/kg



0 dB = 0.564 W/kg = -2.49 dBW/kg

■ **Verification Data (750 MHz Head)**

Test Laboratory: HCT CO., LTD
Input Power: 0.05 W
Liquid Temp: 19.3 °C
Test Date: 09/28/2022

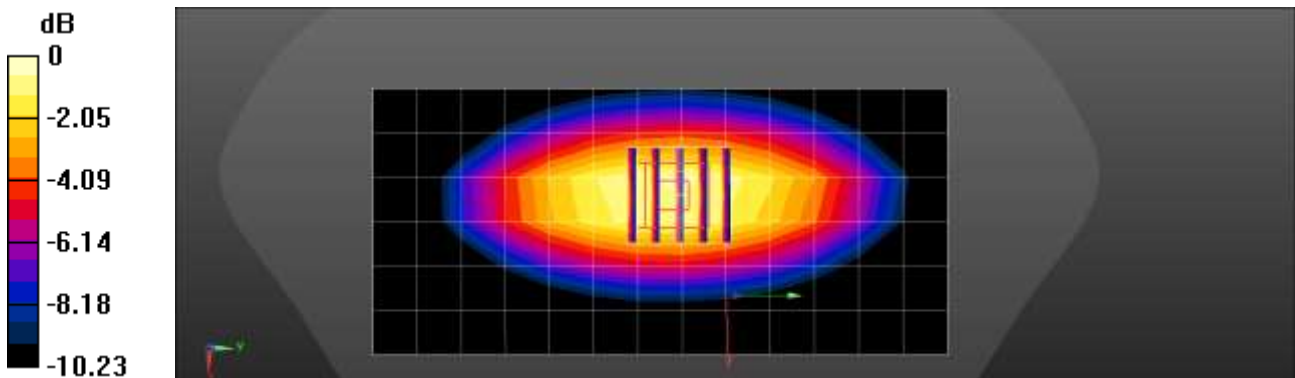
Communication System: UID 0, CW (0); Frequency: 750 MHz; Duty Cycle: 1:1
Medium parameters used: $f = 750 \text{ MHz}$; $\sigma = 0.903 \text{ S/m}$; $\epsilon_r = 42.848$; $\rho = 1000 \text{ kg/m}^3$
Phantom section: Flat Section

DASY Configuration:

- Probe: EX3DV4 - SN7732; ConvF(10.36, 10.36, 10.36) @ 750 MHz; Calibrated: 2022-06-30
- Sensor-Surface: 1.4mm (Mechanical Surface Detection)
- Electronics: DAE4 Sn446; Calibrated: 2021-09-30
- Phantom: Twin-SAM V4.0 (20deg probe tilt)
- Measurement SW: DASY52, Version 52.10 (4);

750MHz Head Verification/Area Scan (7x14x1): Measurement grid: $dx=15\text{mm}$, $dy=15\text{mm}$
Maximum value of SAR (measured) = 0.499 W/kg

750MHz Head Verification/Zoom Scan (5x5x7)/Cube 0: Measurement grid: $dx=8\text{mm}$, $dy=8\text{mm}$, $dz=5\text{mm}$
Reference Value = 23.41 V/m; Power Drift = 0.10 dB
Peak SAR (extrapolated) = 0.634 W/kg
SAR(1 g) = 0.423 W/kg; SAR(10 g) = 0.282 W/kg
Smallest distance from peaks to all points 3 dB below = 19.5 mm
Ratio of SAR at M2 to SAR at M1 = 66.7%
Maximum value of SAR (measured) = 0.563 W/kg



0 dB = 0.563 W/kg = -2.49 dBW/kg

■ **Verification Data (835 MHz Head)**

Test Laboratory: HCT CO., LTD
 Input Power: 0.05 W
 Liquid Temp: 19.2 °C
 Test Date: 09/28/2022

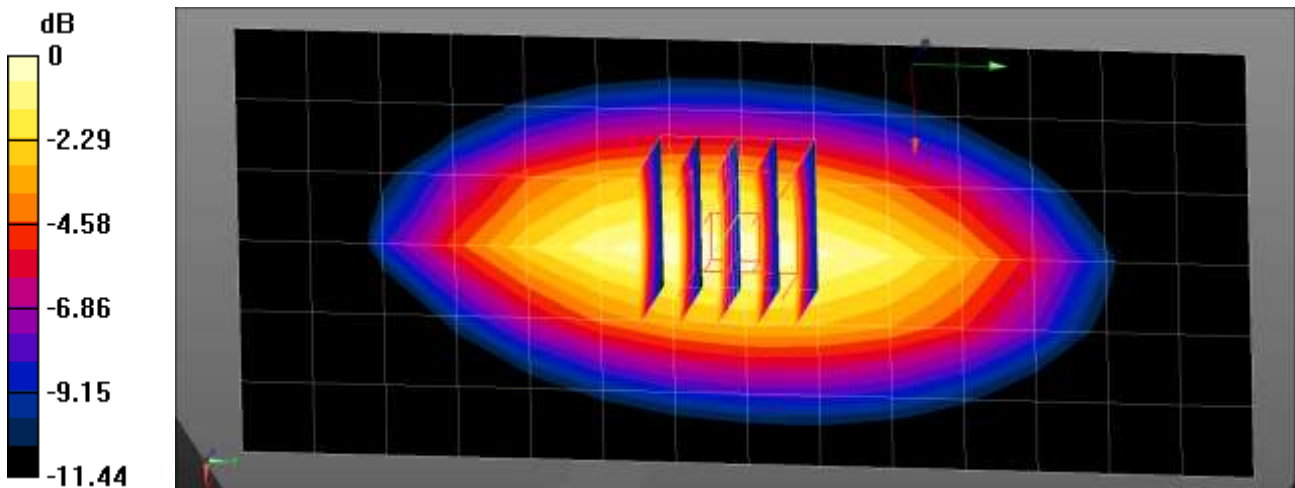
Communication System: UID 0, CW (0); Frequency: 835 MHz; Duty Cycle: 1:1
 Medium parameters used (interpolated): $f = 835 \text{ MHz}$; $\sigma = 0.881 \text{ S/m}$; $\epsilon_r = 41.873$; $\rho = 1000 \text{ kg/m}^3$
 Phantom section: Flat Section

DASY5 Configuration:

- Probe: EX3DV4 - SN7654; ConvF(10.48, 10.48, 10.48) @ 835 MHz; Calibrated: 2022-05-31
- Sensor-Surface: 1.4mm (Mechanical Surface Detection)
- Electronics: DAE4 Sn1686; Calibrated: 2022-05-31
- Phantom: SAM with CRP v5.0_Front
- Measurement SW: DASY52, Version 52.10 (4)

835MHz Head Verification/Area Scan (7x15x1): Measurement grid: dx=15mm, dy=15mm
 Maximum value of SAR (measured) = 0.693 W/kg

835MHz Head Verification/Zoom Scan (5x5x7)/Cube 0: Measurement grid: dx=8mm, dy=8mm, dz=5mm
 Reference Value = 29.44 V/m; Power Drift = -0.01 dB
 Peak SAR (extrapolated) = 0.790 W/kg
SAR(1 g) = 0.518 W/kg; SAR(10 g) = 0.334 W/kg
 Maximum value of SAR (measured) = 0.700 W/kg



0 dB = 0.700 W/kg = -1.55 dBW/kg

■ **Verification Data (835 MHz Head)**

Test Laboratory: HCT CO., LTD
 Input Power: 0.05 W
 Liquid Temp: 20.2 °C
 Test Date: 09/30/2022

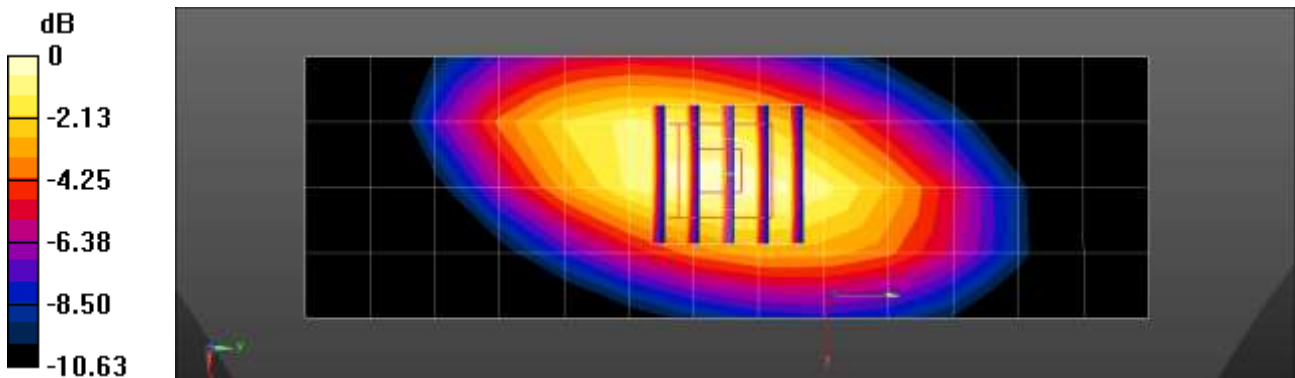
Communication System: UID 0, CW (0); Frequency: 835 MHz; Duty Cycle: 1:1
 Medium parameters used: $f = 830 \text{ MHz}$; $\sigma = 0.918 \text{ S/m}$; $\epsilon_r = 42.371$; $\rho = 1000 \text{ kg/m}^3$
 Phantom section: Flat Section

DASY Configuration:

- Probe: EX3DV4 - SN7732; ConvF(10.03, 10.03, 10.03) @ 835 MHz; Calibrated: 2022-06-30
- Sensor-Surface: 1.4mm (Mechanical Surface Detection)
- Electronics: DAE4 Sn648; Calibrated: 2022-04-29
- Phantom: Twin-SAM V4.0 (20deg probe tilt)
- Measurement SW: DASY52, Version 52.10 (4);

835MHz Head Verification/Area Scan (5x14x1): Measurement grid: $dx=15\text{mm}$, $dy=15\text{mm}$
 Maximum value of SAR (measured) = 0.638 W/kg

835MHz Head Verification/Zoom Scan (5x5x7)/Cube 0: Measurement grid: $dx=8\text{mm}$, $dy=8\text{mm}$, $dz=5\text{mm}$
 Reference Value = 27.88 V/m; Power Drift = -0.00 dB
 Peak SAR (extrapolated) = 0.765 W/kg
SAR(1 g) = 0.504 W/kg; SAR(10 g) = 0.334 W/kg
 Smallest distance from peaks to all points 3 dB below = 16.3 mm
 Ratio of SAR at M2 to SAR at M1 = 66.2%
 Maximum value of SAR (measured) = 0.675 W/kg



0 dB = 0.675 W/kg = -1.71 dBW/kg

■ **Verification Data (835 MHz Head)**

Test Laboratory: HCT CO., LTD
 Input Power: 0.05 W
 Liquid Temp: 20.2 °C
 Test Date: 09/26/2022

Communication System: UID 0, CW (0); Frequency: 835 MHz; Duty Cycle: 1:1

Medium parameters used: $f = 830 \text{ MHz}$; $\sigma = 0.918 \text{ S/m}$; $\epsilon_r = 41.377$; $\rho = 1000 \text{ kg/m}^3$

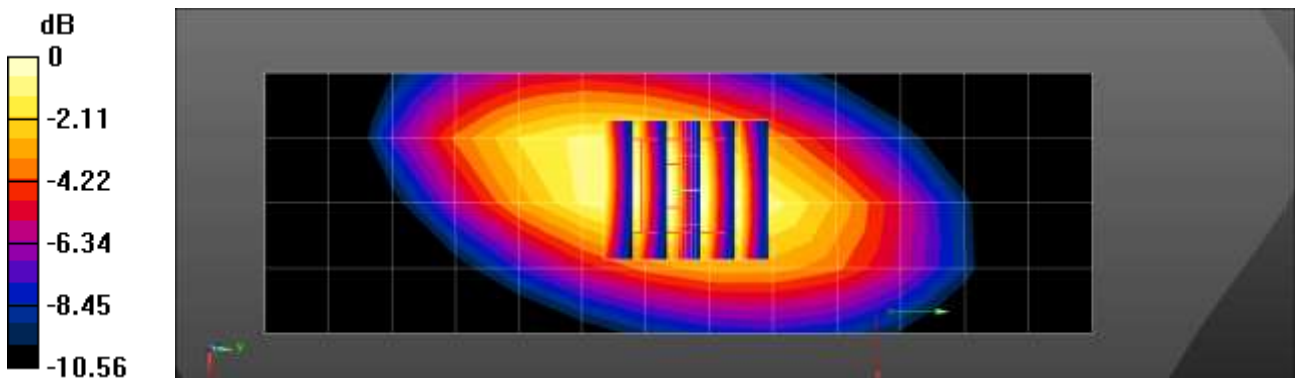
Phantom section: Flat Section

DASY Configuration:

- Probe: EX3DV4 - SN7732; ConvF(10.03, 10.03, 10.03) @ 835 MHz; Calibrated: 2022-06-30
- Sensor-Surface: 1.4mm (Mechanical Surface Detection)
- Electronics: DAE4 Sn446; Calibrated: 2021-09-30
- Phantom: Twin-SAM V4.0 (20deg probe tilt)
- Measurement SW: DASY52, Version 52.10 (4);

835MHz Head Verification/Area Scan (5x14x1): Measurement grid: $dx=15\text{mm}$, $dy=15\text{mm}$
 Maximum value of SAR (measured) = 0.644 W/kg

835MHz Head Verification/Zoom Scan (5x5x7)/Cube 0: Measurement grid: $dx=8\text{mm}$, $dy=8\text{mm}$, $dz=5\text{mm}$
 Reference Value = 27.91 V/m; Power Drift = -0.01 dB
 Peak SAR (extrapolated) = 0.770 W/kg
SAR(1 g) = 0.506 W/kg; SAR(10 g) = 0.336 W/kg
 Smallest distance from peaks to all points 3 dB below = 16.3 mm
 Ratio of SAR at M2 to SAR at M1 = 66.1%
 Maximum value of SAR (measured) = 0.678 W/kg



0 dB = 0.678 W/kg = -1.69 dBW/kg

■ **Verification Data (835 MHz Head)**

Test Laboratory: HCT CO., LTD
 Input Power: 0.05 W
 Liquid Temp: 20.1 °C
 Test Date: 10/05/2022

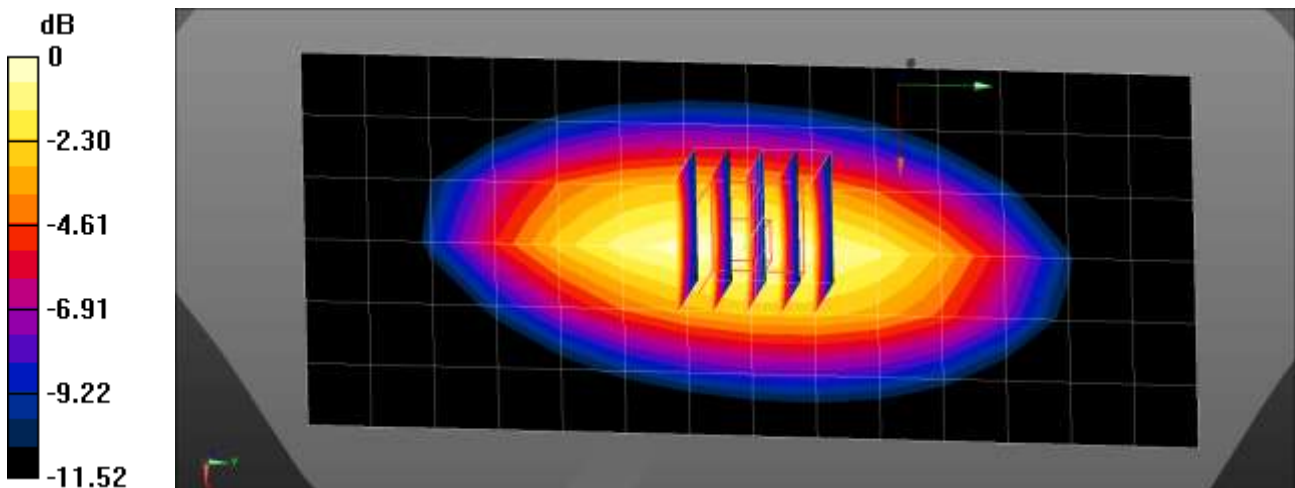
Communication System: UID 0, CW (0); Frequency: 835 MHz; Duty Cycle: 1:1
 Medium parameters used (interpolated): $f = 835 \text{ MHz}$; $\sigma = 0.884 \text{ S/m}$; $\epsilon_r = 41.777$; $\rho = 1000 \text{ kg/m}^3$
 Phantom section: Flat Section

DASY5 Configuration:

- Probe: EX3DV4 - SN7654; ConvF(10.48, 10.48, 10.48) @ 835 MHz; Calibrated: 2022-05-31
- Sensor-Surface: 1.4mm (Mechanical Surface Detection)
- Electronics: DAE4 Sn1686; Calibrated: 2022-05-31
- Phantom: SAM with CRP v5.0_Front
- Measurement SW: DASY52, Version 52.10 (4)

835MHz Head Verification/Area Scan (7x15x1): Measurement grid: dx=15mm, dy=15mm
 Maximum value of SAR (measured) = 0.728 W/kg

835MHz Head Verification/Zoom Scan (5x5x7)/Cube 0: Measurement grid: dx=8mm, dy=8mm, dz=5mm
 Reference Value = 29.79 V/m; Power Drift = 0.02 dB
 Peak SAR (extrapolated) = 0.847 W/kg
SAR(1 g) = 0.524 W/kg; SAR(10 g) = 0.334 W/kg
 Maximum value of SAR (measured) = 0.730 W/kg



0 dB = 0.730 W/kg = -1.37 dBW/kg

■ **Verification Data (835 MHz Head)**

Test Laboratory: HCT CO., LTD
Input Power: 0.05 W
Liquid Temp: 21.2 °C
Test Date: 10/12/2022

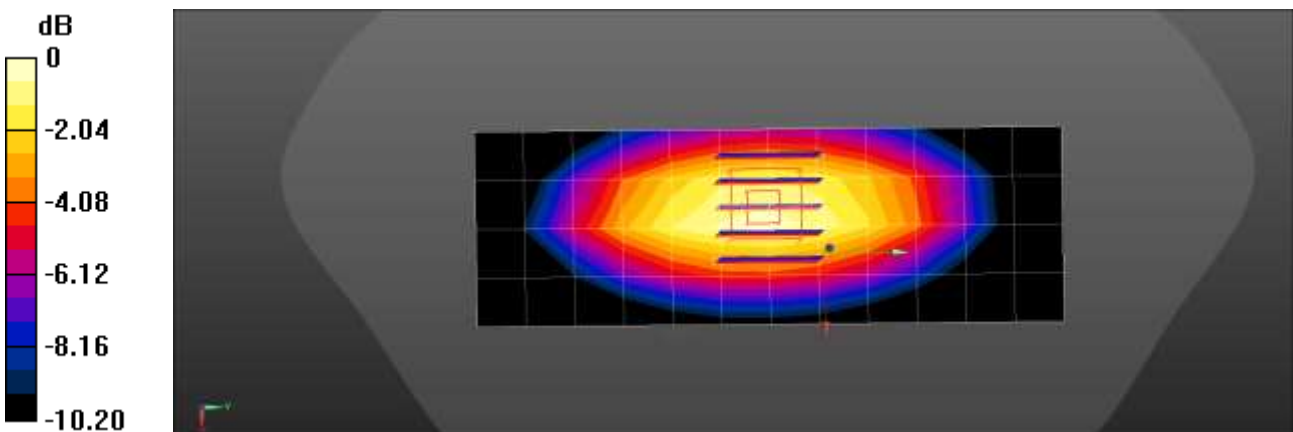
Communication System: UID 0, CW (0); Frequency: 835 MHz; Duty Cycle: 1:1
Medium parameters used (interpolated): $f = 835$ MHz; $\sigma = 0.916$ S/m; $\epsilon_r = 42.024$; $\rho = 1000$ kg/m³
Phantom section: Flat Section

DASY5 Configuration:

- Probe: EX3DV4 - SN7309; ConvF(9.99, 9.99, 9.99) @ 835 MHz; Calibrated: 2022-06-22
- Sensor-Surface: 1.4mm (Mechanical Surface Detection)
- Electronics: DAE4 Sn869; Calibrated: 2022-03-25
- Phantom: Twin-SAM V4.0 Right; Type: QD 000 P40 CC; Serial: xxxx
- Measurement SW: DASY52, Version 52.10 (4); SEMCAD X Version 14.6.14 (7483)

835MHz Head Verification/Area Scan (5x13x1): Measurement grid: dx=15mm, dy=15mm
Maximum value of SAR (measured) = 0.604 W/kg

835MHz Head Verification/Zoom Scan (5x5x7)/Cube 0: Measurement grid: dx=8mm, dy=8mm, dz=5mm
Reference Value = 26.54 V/m; Power Drift = 0.16 dB
Peak SAR (extrapolated) = 0.730 W/kg
SAR(1 g) = 0.491 W/kg; SAR(10 g) = 0.326 W/kg
Maximum value of SAR (measured) = 0.651 W/kg



0 dB = 0.651 W/kg = -1.86 dBW/kg

■ **Verification Data (835 MHz Head)**

Test Laboratory: HCT CO., LTD
 Input Power: 0.05 W
 Liquid Temp: 22.2 °C
 Test Date: 11/28/2022

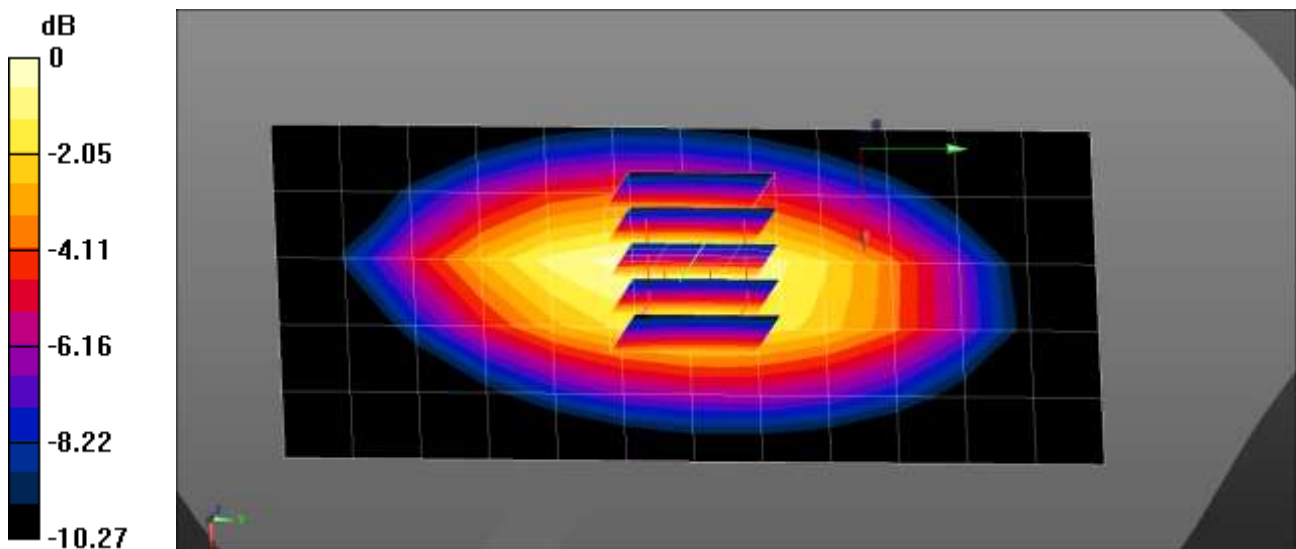
Communication System: UID 0, CW (0); Frequency: 835 MHz; Duty Cycle: 1:1
 Medium parameters used (interpolated): $f = 835 \text{ MHz}$; $\sigma = 0.923 \text{ S/m}$; $\epsilon_r = 41.137$; $\rho = 1000 \text{ kg/m}^3$
 Phantom section: Flat Section

DASY5 Configuration:

- Probe: EX3DV4 - SN7702; ConvF(10.23, 10.23, 10.23) @ 835 MHz; Calibrated: 2022-01-20
- Sensor-Surface: 1.4mm (Mechanical Surface Detection)
- Electronics: DAE4 Sn466; Calibrated: 2022-05-02
- Phantom: Twin-SAM V4.0
- Measurement SW: DASY52, Version 52.10 (4); SEMCAD X Version 14.6.14 (7483)

835MHz Head Verification/Area Scan (6x13x1): Measurement grid: dx=15mm, dy=15mm
 Maximum value of SAR (measured) = 0.639 W/kg

835MHz Head Verification/Zoom Scan (5x5x7)/Cube 0: Measurement grid: dx=8mm, dy=8mm, dz=5mm
 Reference Value = 28.05 V/m; Power Drift = 0.05 dB
 Peak SAR (extrapolated) = 0.757 W/kg
SAR(1 g) = 0.507 W/kg; SAR(10 g) = 0.337 W/kg
 Maximum value of SAR (measured) = 0.674 W/kg



0 dB = 0.674 W/kg = -1.71 dBW/kg

■ **Verification Data (1800 MHz Head)**

Test Laboratory: HCT CO., LTD
Input Power: 0.05 W
Liquid Temp: 21.4 °C
Test Date: 09/30/2022

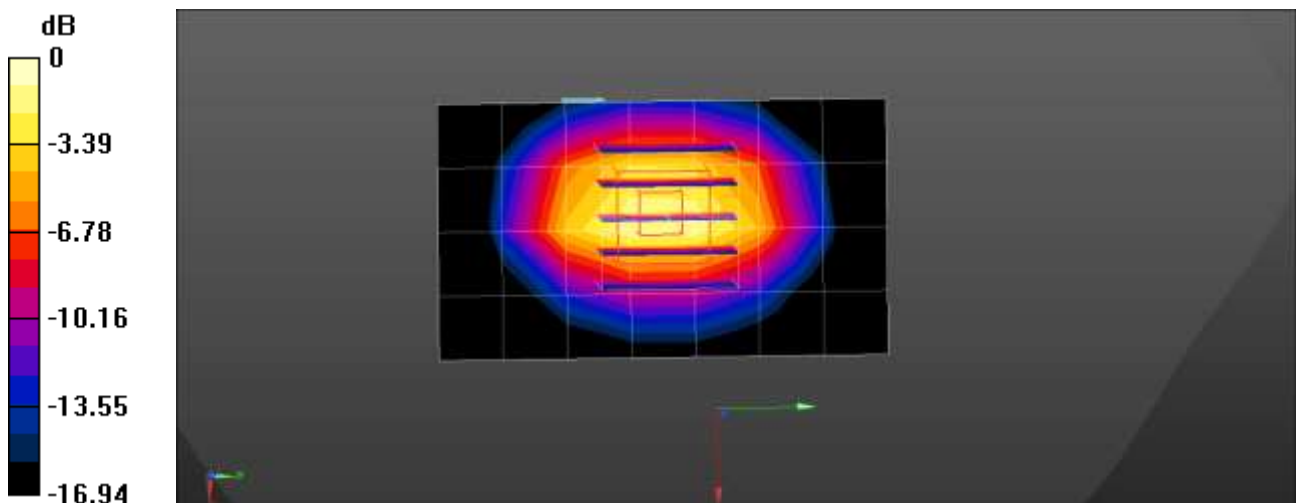
Communication System: UID 0, CW (0); Frequency: 1800 MHz;Duty Cycle: 1:1
Medium parameters used: $f = 1800$ MHz; $\sigma = 1.452$ S/m; $\epsilon_r = 39.385$; $\rho = 1000$ kg/m³
Phantom section: Flat Section

DASY5 Configuration:

- Probe: EX3DV4 - SN7309; ConvF(8.73, 8.73, 8.73) @ 1800 MHz; Calibrated: 2022-06-22
- Sensor-Surface: 1.4mm (Mechanical Surface Detection)
- Electronics: DAE4 Sn869; Calibrated: 2022-03-25
- Phantom: Twin-SAM V4.0 Right; Type: QD 000 P40 CC; Serial: xxxx
- Measurement SW: DASY52, Version 52.10 (4); SEMCAD X Version 14.6.14 (7483)

1800MHz Head Verification/Area Scan (5x8x1): Measurement grid: dx=15mm, dy=15mm
Maximum value of SAR (measured) = 2.25 W/kg

1800MHz Head Verification/Zoom Scan (5x5x7)/Cube 0: Measurement grid: dx=8mm, dy=8mm, dz=5mm
Reference Value = 42.16 V/m; Power Drift = 0.08 dB
Peak SAR (extrapolated) = 3.49 W/kg
SAR(1 g) = 1.87 W/kg; SAR(10 g) = 0.988 W/kg
Smallest distance from peaks to all points 3 dB below = 10.1 mm
Ratio of SAR at M2 to SAR at M1 = 53.3%
Maximum value of SAR (measured) = 2.92 W/kg



0 dB = 2.92 W/kg = 4.65 dBW/kg

■ **Verification Data (1800 MHz Head)**

Test Laboratory: HCT CO., LTD
Input Power: 0.05 W
Liquid Temp: 20.4 °C
Test Date: 10/06/2022

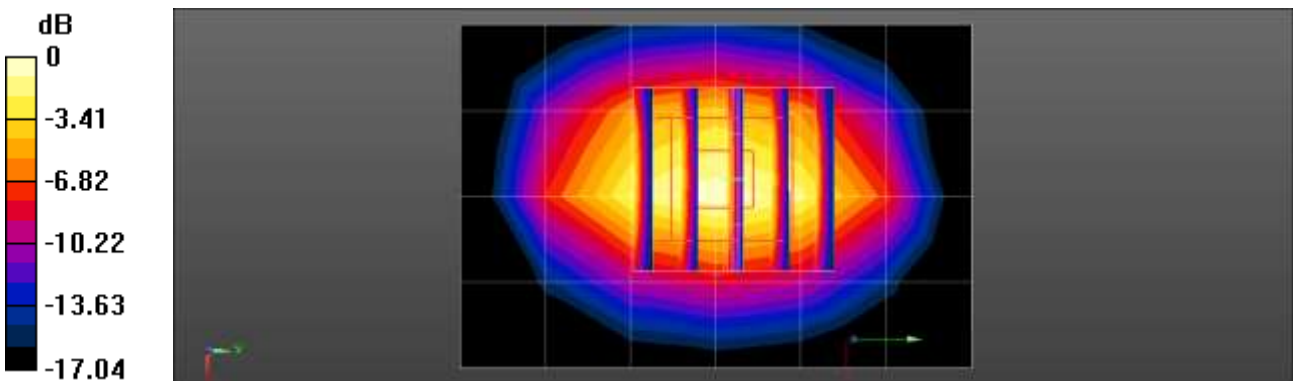
Communication System: UID 0, CW (0); Frequency: 1800 MHz; Duty Cycle: 1:1
Medium parameters used: $f = 1800$ MHz; $\sigma = 1.4$ S/m; $\epsilon_r = 39.38$; $\rho = 1000$ kg/m³
Phantom section: Flat Section

DASY Configuration:

- Probe: EX3DV4 - SN7732; ConvF(8.93, 8.93, 8.93) @ 1800 MHz; Calibrated: 2022-06-30
- Sensor-Surface: 1.4mm (Mechanical Surface Detection)
- Electronics: DAE4 Sn648; Calibrated: 2022-04-29
- Phantom: Twin-SAM V4.0 (20deg probe tilt)
- Measurement SW: DASY52, Version 52.10 (4);

1800MHz Head Verification/Area Scan (5x7x1): Measurement grid: dx=15mm, dy=15mm
Maximum value of SAR (measured) = 2.78 W/kg

1800MHz Head Verification/Zoom Scan (5x5x7)/Cube 0: Measurement grid: dx=8mm, dy=8mm, dz=5mm
Reference Value = 45.78 V/m; Power Drift = 0.04 dB
Peak SAR (extrapolated) = 3.51 W/kg
SAR(1 g) = 1.94 W/kg; SAR(10 g) = 1.03 W/kg
Maximum value of SAR (measured) = 2.95 W/kg



0 dB = 2.95 W/kg = 4.70 dBW/kg

■ **Verification Data (1800 MHz Head)**

Test Laboratory: HCT CO., LTD
Input Power: 0.05 W
Liquid Temp: 20.9 °C
Test Date: 10/13/2022

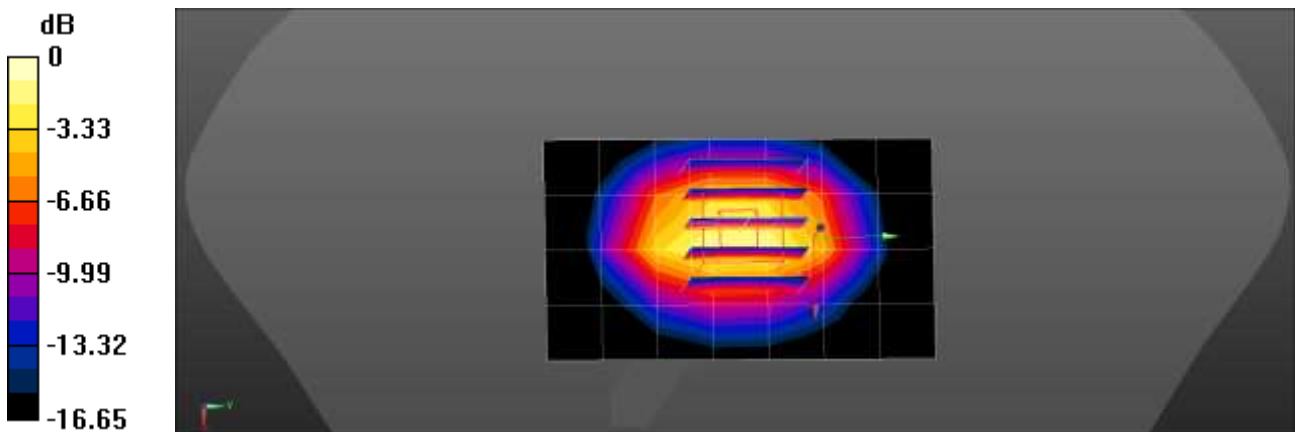
Communication System: UID 0, CW (0); Frequency: 1800 MHz;Duty Cycle: 1:1
Medium parameters used: $f = 1800$ MHz; $\sigma = 1.458$ S/m; $\epsilon_r = 39.435$; $\rho = 1000$ kg/m³
Phantom section: Flat Section

DASY5 Configuration:

- Probe: EX3DV4 - SN7309; ConvF(8.73, 8.73, 8.73) @ 1800 MHz; Calibrated: 2022-06-22
- Sensor-Surface: 1.4mm (Mechanical Surface Detection)
- Electronics: DAE4 Sn869; Calibrated: 2022-03-25
- Phantom: Twin-SAM V4.0 Right; Type: QD 000 P40 CC; Serial: xxxx
- Measurement SW: DASY52, Version 52.10 (4); SEMCAD X Version 14.6.14 (7483)

1800MHz Head Verification/Area Scan (5x8x1): Measurement grid: dx=15mm, dy=15mm
Maximum value of SAR (measured) = 2.50 W/kg

1800MHz Head Verification/Zoom Scan (5x5x7)/Cube 0: Measurement grid: dx=8mm, dy=8mm, dz=5mm
Reference Value = 43.71 V/m; Power Drift = 0.09 dB
Peak SAR (extrapolated) = 3.69 W/kg
SAR(1 g) = 2.01 W/kg; SAR(10 g) = 1.08 W/kg
Maximum value of SAR (measured) = 3.10 W/kg



0 dB = 3.10 W/kg = 4.91 dBW/kg

■ **Verification Data (1800 MHz Head)**

Test Laboratory: HCT CO., LTD
Input Power: 0.05 W
Liquid Temp: 20.1 °C
Test Date: 10/04/2022

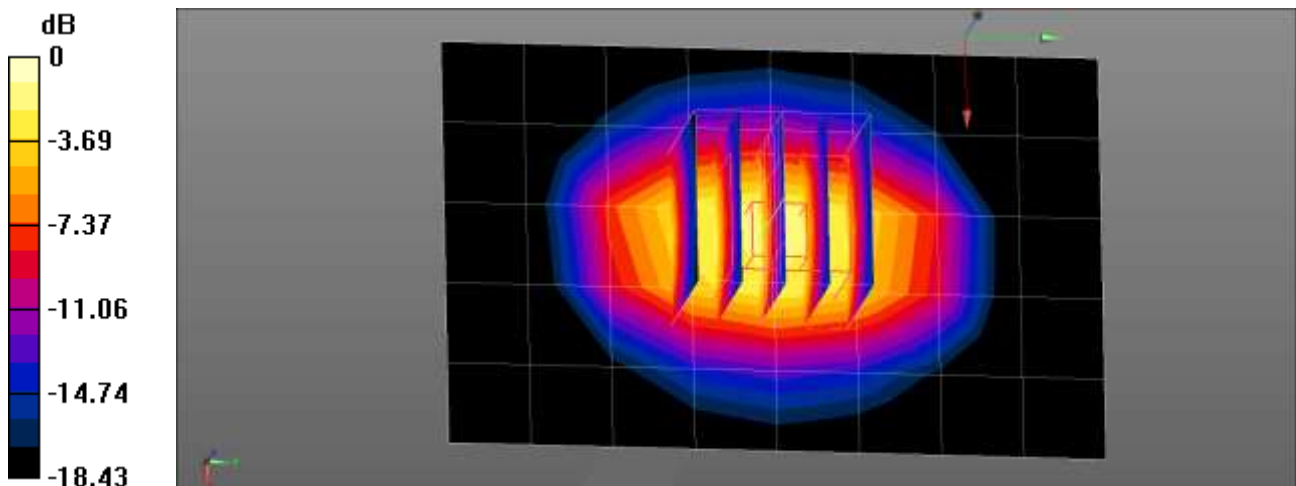
Communication System: UID 0, CW (0); Frequency: 1800 MHz; Duty Cycle: 1:1
Medium parameters used: $f = 1800$ MHz; $\sigma = 1.412$ S/m; $\epsilon_r = 41.239$; $\rho = 1000$ kg/m³
Phantom section: Flat Section

DASY5 Configuration:

- Probe: EX3DV4 - SN7654; ConvF(9.48, 9.48, 9.48) @ 1800 MHz; Calibrated: 2022-05-31
- Sensor-Surface: 1.4mm (Mechanical Surface Detection)
- Electronics: DAE4 Sn1686; Calibrated: 2022-05-31
- Phantom: SAM with CRP v5.0_Front
- Measurement SW: DASY52, Version 52.10 (4)

1800MHz Head Verification/Area Scan (6x9x1): Measurement grid: dx=15mm, dy=15mm
Maximum value of SAR (measured) = 2.26 W/kg

1800MHz Head Verification/Zoom Scan (5x5x7)/Cube 0: Measurement grid: dx=8mm, dy=8mm, dz=5mm
Reference Value = 48.40 V/m; Power Drift = 0.02 dB
Peak SAR (extrapolated) = 3.84 W/kg
SAR(1 g) = 1.94 W/kg; SAR(10 g) = 0.998 W/kg
Maximum value of SAR (measured) = 3.12 W/kg



0 dB = 3.12 W/kg = 4.94 dBW/kg

■ **Verification Data (1900 MHz Head)**

Test Laboratory: HCT CO., LTD
Input Power: 0.05 W
Liquid Temp: 19.7 °C
Test Date: 09/29/2022

Communication System: UID 0, CW (0); Frequency: 1900 MHz; Duty Cycle: 1:1
Medium parameters used: $f = 1900$ MHz; $\sigma = 1.402$ S/m; $\epsilon_r = 38.734$; $\rho = 1000$ kg/m³
Phantom section: Flat Section

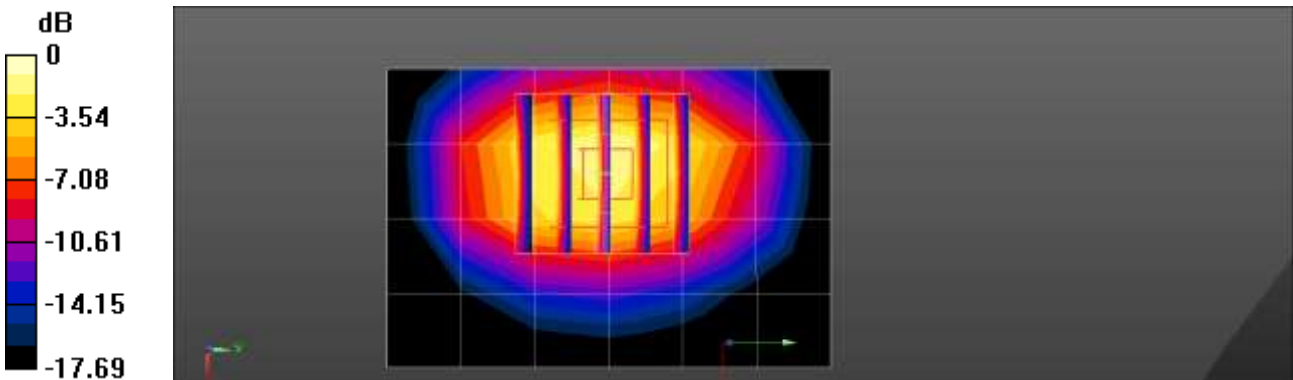
DASY Configuration:

- Probe: EX3DV4 - SN7732; ConvF(8.57, 8.57, 8.57) @ 1900 MHz; Calibrated: 2022-06-30
- Sensor-Surface: 1.4mm (Mechanical Surface Detection)
- Electronics: DAE4 Sn648; Calibrated: 2022-04-29
- Phantom: Twin-SAM V4.0 (20deg probe tilt)
- Measurement SW: DASY52, Version 52.10 (4);

1900MHz Head Verification/Area Scan (5x7x1): Measurement grid: dx=15mm, dy=15mm
Maximum value of SAR (measured) = 2.42 W/kg

1900MHz Head Verification/Zoom Scan (5x5x7)/Cube 0: Measurement grid: dx=8mm, dy=8mm, dz=5mm
Reference Value = 35.49 V/m; Power Drift = 0.15 dB
Peak SAR (extrapolated) = 3.67 W/kg
SAR(1 g) = 1.96 W/kg; SAR(10 g) = 1.04 W/kg

Maximum value of SAR (measured) = 3.05 W/kg



■ **Verification Data (1900 MHz Head)**

Test Laboratory: HCT CO., LTD
Input Power: 0.05 W
Liquid Temp: 20.9 °C
Test Date: 10/05/2022

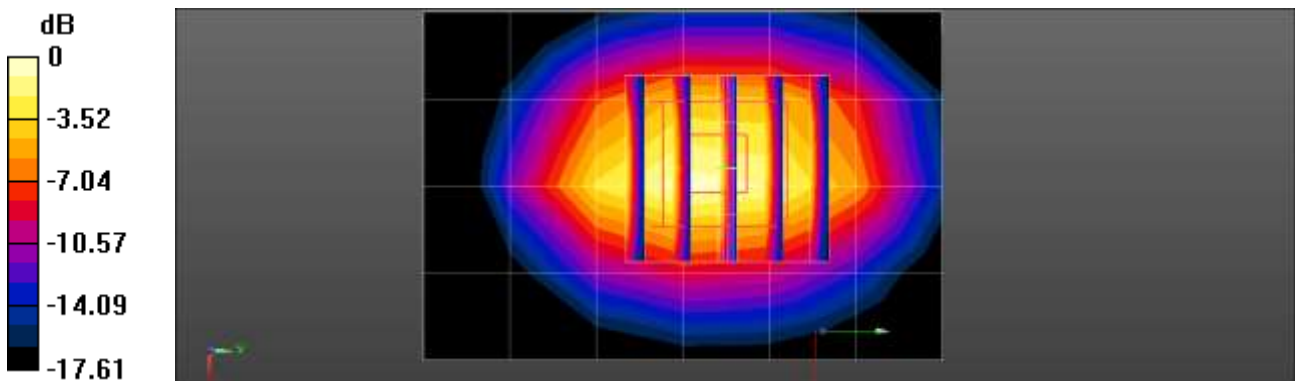
Communication System: UID 0, CW (0); Frequency: 1900 MHz; Duty Cycle: 1:1
Medium parameters used: $f = 1900$ MHz; $\sigma = 1.399$ S/m; $\epsilon_r = 40.273$; $\rho = 1000$ kg/m³
Phantom section: Flat Section

DASY Configuration:

- Probe: EX3DV4 - SN7732; ConvF(8.57, 8.57, 8.57) @ 1900 MHz; Calibrated: 2022-06-30
- Sensor-Surface: 1.4mm (Mechanical Surface Detection)
- Electronics: DAE4 Sn648; Calibrated: 2022-04-29
- Phantom: Twin-SAM V4.0 (20deg probe tilt)
- Measurement SW: DASY52, Version 52.10 (4);

1900MHz Head Verification/Area Scan (5x7x1): Measurement grid: dx=15mm, dy=15mm
Maximum value of SAR (measured) = 2.77 W/kg

1900MHz Head Verification/Zoom Scan (5x5x7)/Cube 0: Measurement grid: dx=8mm, dy=8mm, dz=5mm
Reference Value = 46.89 V/m; Power Drift = -0.16 dB
Peak SAR (extrapolated) = 3.68 W/kg
SAR(1 g) = 1.98 W/kg; SAR(10 g) = 1.04 W/kg
Maximum value of SAR (measured) = 3.06 W/kg



0 dB = 3.06 W/kg = 4.86 dBW/kg

■ **Verification Data (1900 MHz Head)**

Test Laboratory: HCT CO., LTD
Input Power: 0.05 W
Liquid Temp: 19.2 °C
Test Date: 09/30/2022

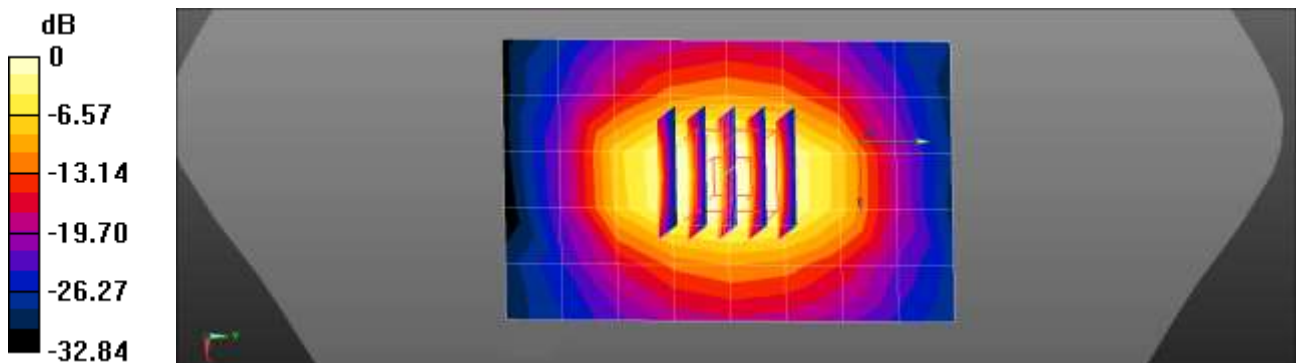
Communication System: UID 0, CW (0); Frequency: 1900 MHz; Duty Cycle: 1:1
Medium parameters used: $f = 1900$ MHz; $\sigma = 1.388$ S/m; $\epsilon_r = 40.22$; $\rho = 1000$ kg/m³
Phantom section: Flat Section

DASY5 Configuration:

- Probe: EX3DV4 - SN7702; ConvF(8.78, 8.78, 8.78) @ 1900 MHz; Calibrated: 2022-01-20
- Sensor-Surface: 1.4mm (Mechanical Surface Detection)
- Electronics: DAE4 Sn466; Calibrated: 2022-05-02
- Phantom: SAM with CRP v5.0_Front; Type: QD000P40CD; Serial: TP:xxxx
- Measurement SW: DASY52, Version 52.10 (4); SEMCAD X Version 14.6.14 (7501)

1900MHz Head Verification/Area Scan (6x9x1): Measurement grid: dx=15mm, dy=15mm
Maximum value of SAR (measured) = 2.16 W/kg

1900MHz Head Verification/Zoom Scan (5x5x7)/Cube 0: Measurement grid: dx=8mm, dy=8mm, dz=5mm
Reference Value = 53.13 V/m; Power Drift = -0.19 dB
Peak SAR (extrapolated) = 4.38 W/kg
SAR(1 g) = 2.02 W/kg; SAR(10 g) = 0.978 W/kg
Maximum value of SAR (measured) = 3.43 W/kg



0 dB = 2.16 W/kg = 3.34 dBW/kg

■ **Verification Data (1900 MHz Head)**

Test Laboratory: HCT CO., LTD
Input Power: 0.05 W
Liquid Temp: 19.5 °C
Test Date: 09/29/2022

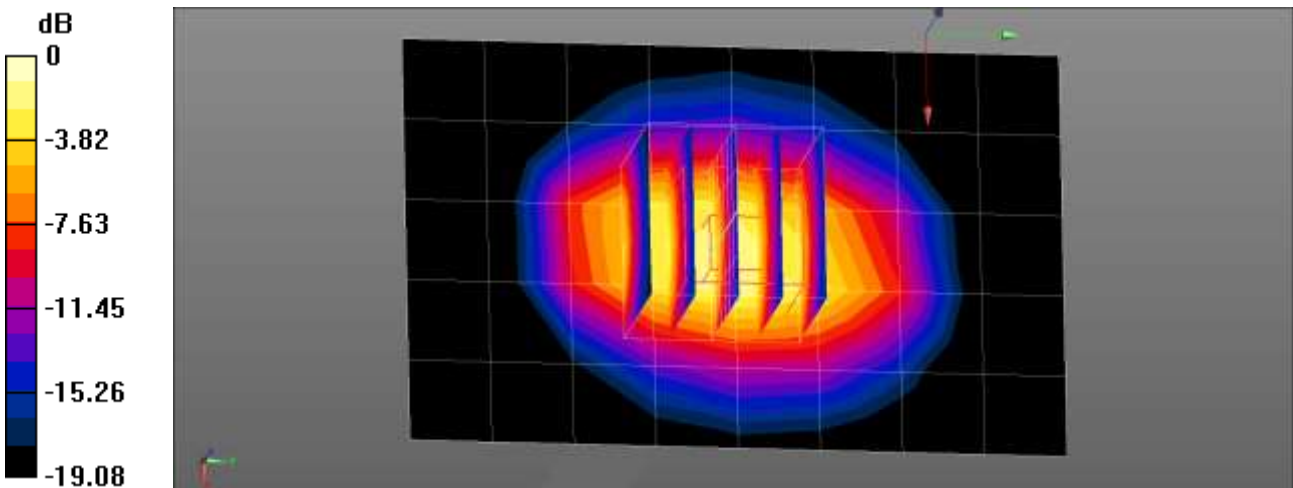
Communication System: UID 0, CW (0); Frequency: 1900 MHz; Duty Cycle: 1:1
Medium parameters used: $f = 1900$ MHz; $\sigma = 1.415$ S/m; $\epsilon_r = 40.691$; $\rho = 1000$ kg/m³
Phantom section: Flat Section

DASY5 Configuration:

- Probe: EX3DV4 - SN7654; ConvF(9.09, 9.09, 9.09) @ 1900 MHz; Calibrated: 2022-05-31
- Sensor-Surface: 1.4mm (Mechanical Surface Detection)
- Electronics: DAE4 Sn1686; Calibrated: 2022-05-31
- Phantom: SAM with CRP v5.0_Front
- Measurement SW: DASY52, Version 52.10 (4)

1900MHz Head Verification/Area Scan (6x9x1): Measurement grid: dx=15mm, dy=15mm
Maximum value of SAR (measured) = 2.31 W/kg

1900MHz Head Verification/Zoom Scan (5x5x7)/Cube 0: Measurement grid: dx=8mm, dy=8mm, dz=5mm
Reference Value = 48.00 V/m; Power Drift = -0.03 dB
Peak SAR (extrapolated) = 3.91 W/kg
SAR(1 g) = 1.98 W/kg; SAR(10 g) = 1.01 W/kg
Maximum value of SAR (measured) = 3.14 W/kg



0 dB = 3.14 W/kg = 4.97 dBW/kg

■ **Verification Data (2450 MHz Head)**

Test Laboratory: HCT CO., LTD
Input Power: 0.05 W
Liquid Temp: 20.3 °C
Test Date: 10/12/2022

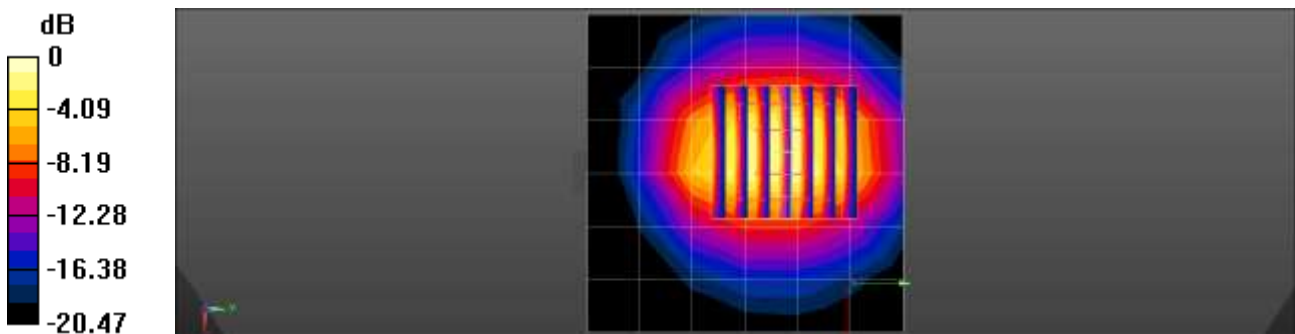
Communication System: UID 0, CW (0); Frequency: 2450 MHz;Duty Cycle: 1:1
Medium parameters used: $f = 2450$ MHz; $\sigma = 1.853$ S/m; $\epsilon_r = 38.819$; $\rho = 1000$ kg/m³
Phantom section: Flat Section

DASY Configuration:

- Probe: EX3DV4 - SN7732; ConvF(8.42, 8.42, 8.42) @ 2450 MHz; Calibrated: 2022-06-30
- Sensor-Surface: 1.4mm (Mechanical Surface Detection)
- Electronics: DAE4 Sn648; Calibrated: 2022-04-29
- Phantom: Twin-SAM V4.0 (20deg probe tilt)
- Measurement SW: DASY52, Version 52.10 (4);

2450MHz Head Verification/Area Scan (7x7x1): Measurement grid: dx=12mm, dy=12mm
Maximum value of SAR (measured) = 3.44 W/kg

2450MHz Head Verification/Zoom Scan (7x7x7)/Cube 0: Measurement grid: dx=5mm, dy=5mm, dz=5mm
Reference Value = 43.47 V/m; Power Drift = 0.07 dB
Peak SAR (extrapolated) = 5.62 W/kg
SAR(1 g) = 2.7 W/kg; SAR(10 g) = 1.26 W/kg
Maximum value of SAR (measured) = 4.56 W/kg



0 dB = 4.56 W/kg = 6.59 dBW/kg

■ **Verification Data (2450 MHz Head)**

Test Laboratory: HCT CO., LTD
Input Power: 0.05 W
Liquid Temp: 19.7 °C
Test Date: 10/12/2022

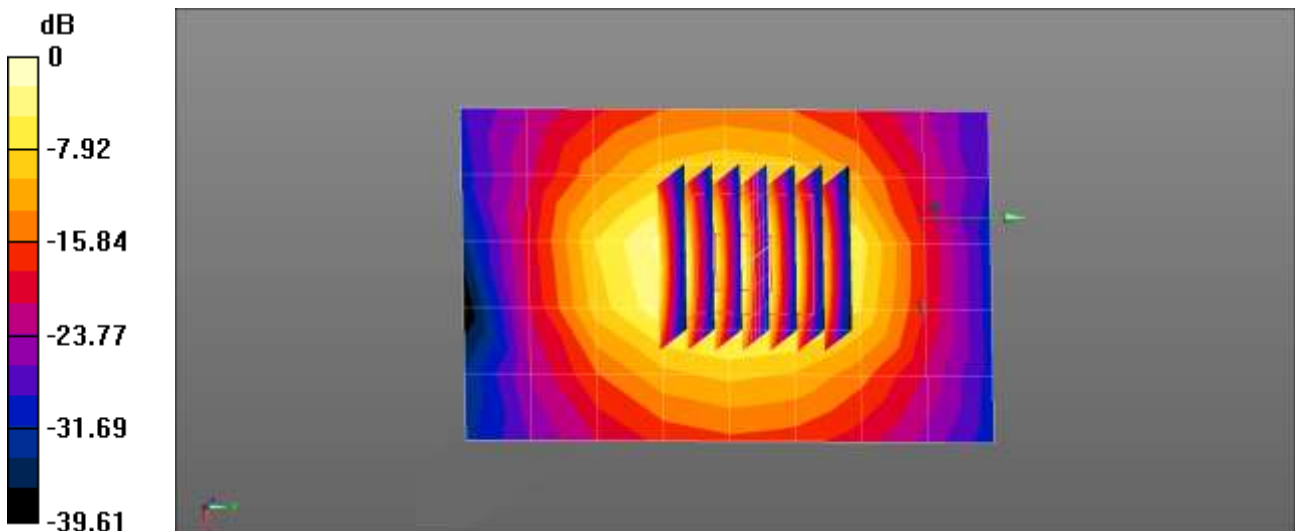
Communication System: UID 0, CW (0); Frequency: 2450 MHz;Duty Cycle: 1:1
Medium parameters used: $f = 2450$ MHz; $\sigma = 1.853$ S/m; $\epsilon_r = 38.128$; $\rho = 1000$ kg/m³
Phantom section: Flat Section

DASY5 Configuration:

- Probe: EX3DV4 - SN7654; ConvF(8.59, 8.59, 8.59) @ 2450 MHz; Calibrated: 2022-05-31
- Sensor-Surface: 1.4mm (Mechanical Surface Detection)
- Electronics: DAE4 Sn1686; Calibrated: 2022-05-31
- Phantom: SAM with CRP v5.0_Front; Type: QD000P40CD; Serial: TP:xxxx
- Measurement SW: DASY52, Version 52.10 (4); SEMCAD X Version 14.6.14 (7501)

2450MHz Head Verification/Area Scan (6x9x1): Measurement grid: dx=12mm, dy=12mm
Maximum value of SAR (measured) = 3.67 W/kg

2450MHz Head Verification/Zoom Scan (7x7x7)/Cube 0: Measurement grid: dx=5mm, dy=5mm, dz=5mm
Reference Value = 50.94 V/m; Power Drift = 0.08 dB
Peak SAR (extrapolated) = 5.73 W/kg
SAR(1 g) = 2.63 W/kg; SAR(10 g) = 1.19 W/kg
Maximum value of SAR (measured) = 4.55 W/kg



0 dB = 3.67 W/kg = 5.65 dBW/kg

■ **Verification Data (2600 MHz Head)**

Test Laboratory: HCT CO., LTD
 Input Power: 0.05 W
 Liquid Temp: 21.8 °C
 Test Date: 09/29/2022

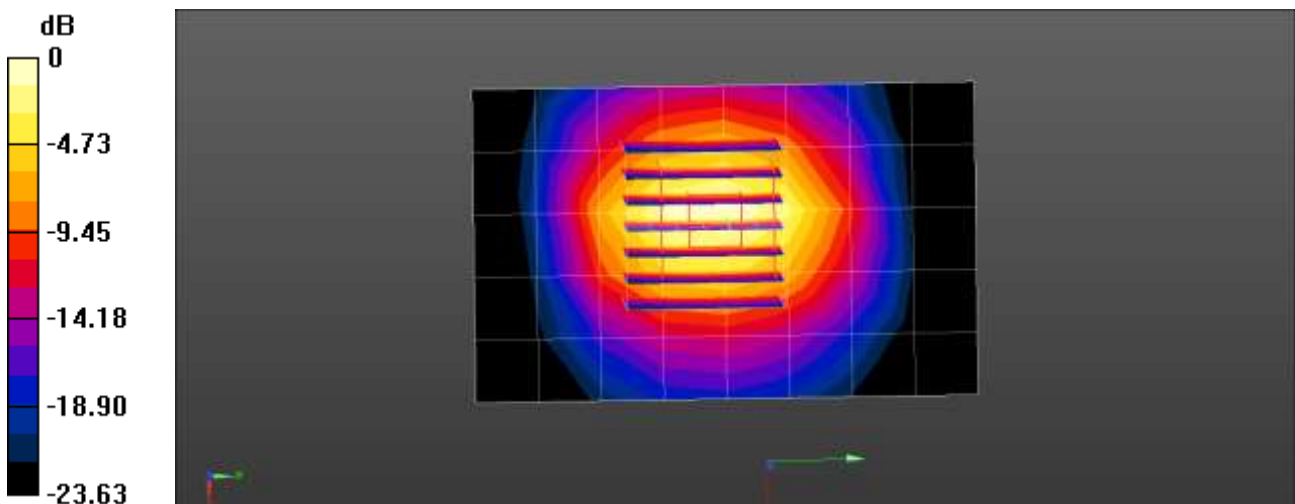
Communication System: UID 0, CW (0); Frequency: 2600 MHz; Duty Cycle: 1:1
 Medium parameters used: $f = 2600$ MHz; $\sigma = 2.042$ S/m; $\epsilon_r = 38.127$; $\rho = 1000$ kg/m³
 Phantom section: Flat Section

DASY5 Configuration:

- Probe: EX3DV4 - SN7309; ConvF(7.74, 7.74, 7.74) @ 2600 MHz; Calibrated: 2022-06-22
- Sensor-Surface: 1.4mm (Mechanical Surface Detection)
- Electronics: DAE4 Sn869; Calibrated: 2022-03-25
- Phantom: Twin-SAM V4.0 Right; Type: QD 000 P40 CC; Serial: xxxx
- Measurement SW: DASY52, Version 52.10 (4); SEMCAD X Version 14.6.14 (7483)

2600MHz Head Verification/Area Scan (6x9x1): Measurement grid: dx=12mm, dy=12mm
 Maximum value of SAR (measured) = 4.60 W/kg

2600MHz Head Verification/Zoom Scan (7x7x7)/Cube 0: Measurement grid: dx=5mm, dy=5mm, dz=5mm
 Reference Value = 43.66 V/m; Power Drift = 0.14 dB
 Peak SAR (extrapolated) = 6.07 W/kg
SAR(1 g) = 2.7 W/kg; SAR(10 g) = 1.22 W/kg
 Maximum value of SAR (measured) = 4.67 W/kg



0 dB = 4.67 W/kg = 6.69 dBW/kg

■ **Verification Data (2600 MHz Head)**

Test Laboratory: HCT CO., LTD
 Input Power: 0.05 W
 Liquid Temp: 21.0 °C
 Test Date: 10/07/2022

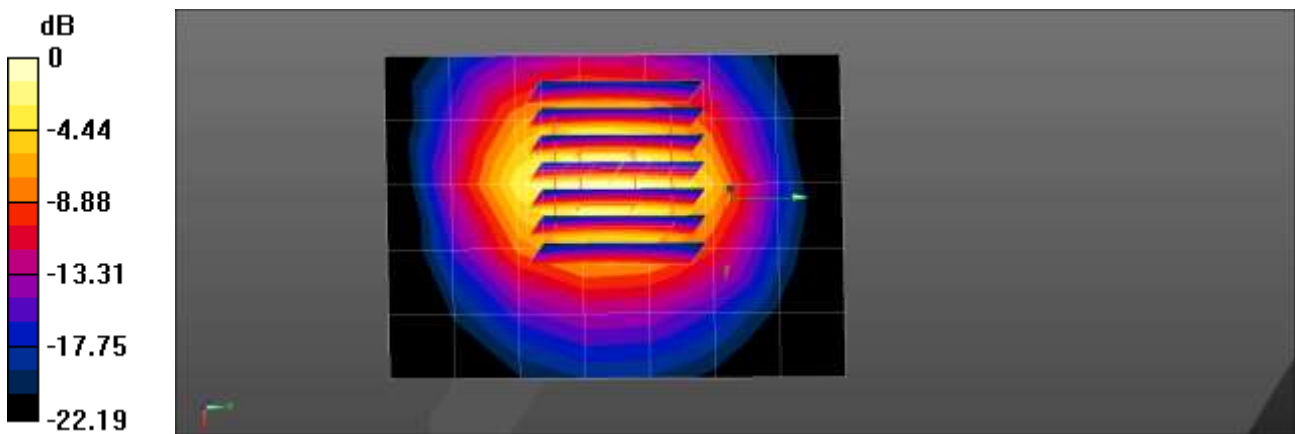
Communication System: UID 0, CW (0); Frequency: 2600 MHz; Duty Cycle: 1:1
 Medium parameters used: $f = 2600$ MHz; $\sigma = 2.042$ S/m; $\epsilon_r = 38.123$; $\rho = 1000$ kg/m³
 Phantom section: Flat Section

DASY5 Configuration:

- Probe: EX3DV4 - SN7309; ConvF(7.74, 7.74, 7.74) @ 2600 MHz; Calibrated: 2022-06-22
- Sensor-Surface: 1.4mm (Mechanical Surface Detection)
- Electronics: DAE4 Sn869; Calibrated: 2022-03-25
- Phantom: Twin-SAM V4.0 Right; Type: QD 000 P40 CC; Serial: xxxx
- Measurement SW: DASY52, Version 52.10 (4); SEMCAD X Version 14.6.14 (7483)

2600MHz Head Verification/Area Scan (6x8x1): Measurement grid: dx=12mm, dy=12mm
 Maximum value of SAR (measured) = 4.66 W/kg

2600MHz Head Verification/Zoom Scan (7x7x7)/Cube 0: Measurement grid: dx=5mm, dy=5mm, dz=5mm
 Reference Value = 40.40 V/m; Power Drift = 0.15 dB
 Peak SAR (extrapolated) = 6.30 W/kg
SAR(1 g) = 2.88 W/kg; SAR(10 g) = 1.33 W/kg
 Maximum value of SAR (measured) = 4.94 W/kg



0 dB = 4.94 W/kg = 6.94 dBW/kg

■ **Verification Data (2600 MHz Head)**

Test Laboratory: HCT CO., LTD
 Input Power: 0.05 W
 Liquid Temp: 22.0 °C
 Test Date: 11/07/2022

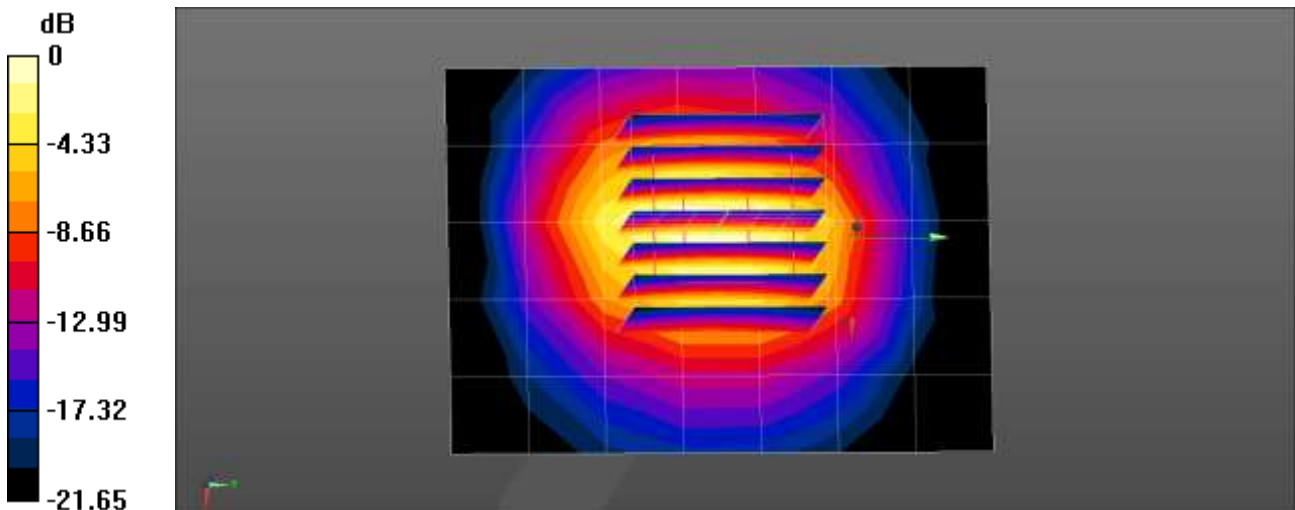
Communication System: UID 0, CW (0); Frequency: 2600 MHz; Duty Cycle: 1:1
 Medium parameters used: $f = 2600$ MHz; $\sigma = 2.035$ S/m; $\epsilon_r = 37.845$; $\rho = 1000$ kg/m³
 Phantom section: Flat Section

DASY5 Configuration:

- Probe: EX3DV4 - SN7309; ConvF(7.74, 7.74, 7.74) @ 2600 MHz; Calibrated: 2022-06-22
- Sensor-Surface: 1.4mm (Mechanical Surface Detection)
- Electronics: DAE4 Sn869; Calibrated: 2022-03-25
- Phantom: Twin-SAM V4.0 Right; Type: QD 000 P40 CC; Serial: xxxx
- Measurement SW: DASY52, Version 52.10 (4); SEMCAD X Version 14.6.14 (7483)

2600MHz Head Verification/Area Scan (6x8x1): Measurement grid: dx=12mm, dy=12mm
 Maximum value of SAR (measured) = 4.83 W/kg

2600MHz Head Verification/Zoom Scan (7x7x7)/Cube 0: Measurement grid: dx=5mm, dy=5mm, dz=5mm
 Reference Value = 48.46 V/m; Power Drift = -0.16 dB
 Peak SAR (extrapolated) = 6.39 W/kg
SAR(1 g) = 2.91 W/kg; SAR(10 g) = 1.34 W/kg
 Maximum value of SAR (measured) = 4.96 W/kg



0 dB = 4.96 W/kg = 6.95 dBW/kg

■ **Verification Data (2600 MHz Head)**

Test Laboratory: HCT CO., LTD
Input Power: 0.05 W
Liquid Temp: 21.4 °C
Test Date: 11/09/2022

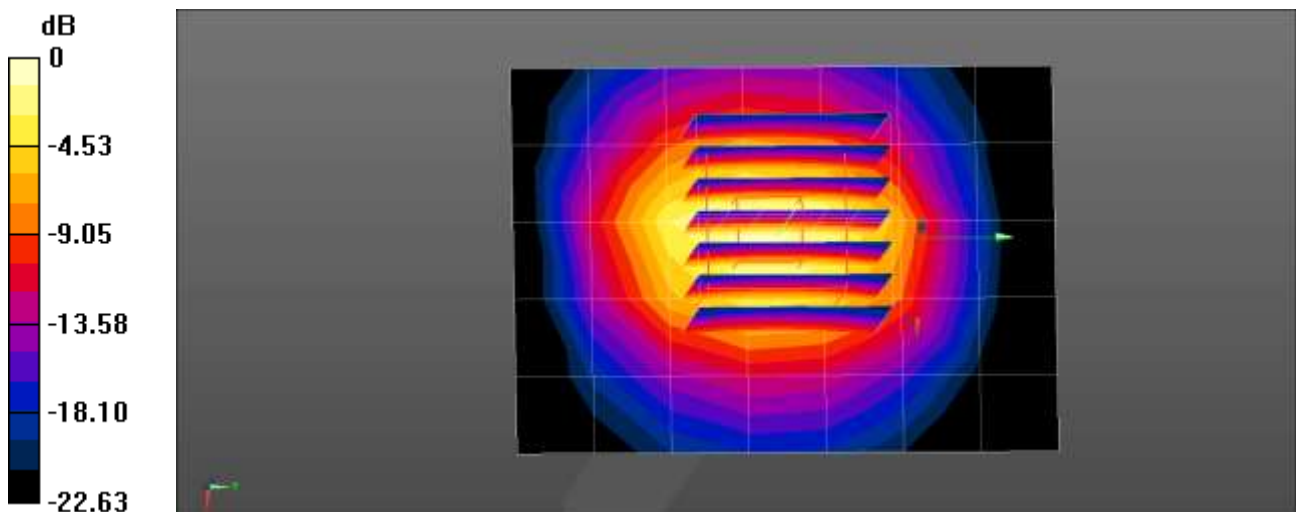
Communication System: UID 0, CW (0); Frequency: 2600 MHz;Duty Cycle: 1:1
Medium parameters used: $f = 2600$ MHz; $\sigma = 2.026$ S/m; $\epsilon_r = 37.825$; $\rho = 1000$ kg/m³
Phantom section: Flat Section

DASY5 Configuration:

- Probe: EX3DV4 - SN7309; ConvF(7.74, 7.74, 7.74) @ 2600 MHz; Calibrated: 2022-06-22
- Sensor-Surface: 1.4mm (Mechanical Surface Detection)
- Electronics: DAE4 Sn869; Calibrated: 2022-03-25
- Phantom: Twin-SAM V4.0 Right; Type: QD 000 P40 CC; Serial: xxxx
- Measurement SW: DASY52, Version 52.10 (4); SEMCAD X Version 14.6.14 (7483)

2600MHz Head Verification/Area Scan (6x8x1): Measurement grid: dx=12mm, dy=12mm
Maximum value of SAR (measured) = 4.35 W/kg

2600MHz Head Verification/Zoom Scan (7x7x7)/Cube 0: Measurement grid: dx=5mm, dy=5mm, dz=5mm
Reference Value = 46.56 V/m; Power Drift = -0.03 dB
Peak SAR (extrapolated) = 5.97 W/kg
SAR(1 g) = 2.76 W/kg; SAR(10 g) = 1.26 W/kg
Maximum value of SAR (measured) = 4.67 W/kg



0 dB = 4.67 W/kg = 6.69 dBW/kg

■ **Verification Data (5250 MHz Head)**

Test Laboratory: HCT CO., LTD
 Input Power: 0.05 W
 Liquid Temp: 20.4 °C
 Test Date: 10/11/2022

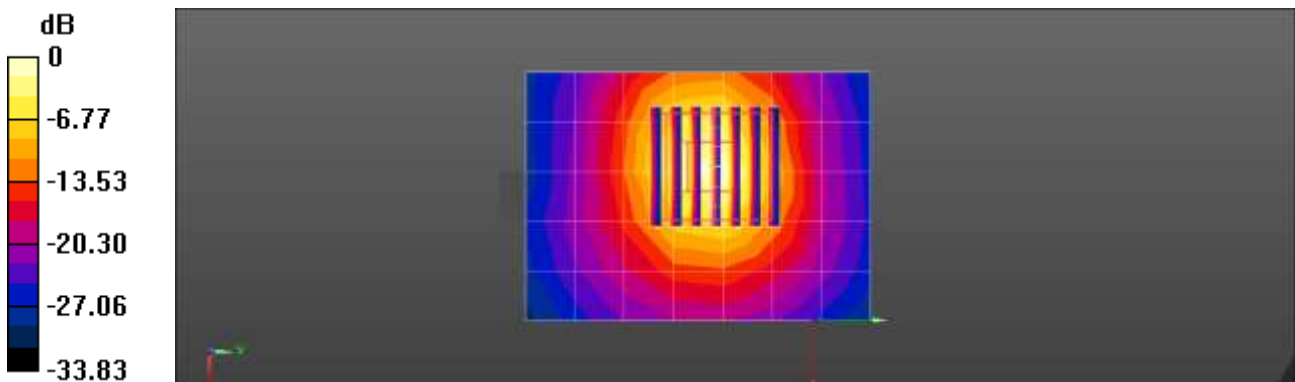
Communication System: UID 0, CW (0); Frequency: 5250 MHz; Duty Cycle: 1:1
 Medium parameters used: $f = 5250 \text{ MHz}$; $\sigma = 4.751 \text{ S/m}$; $\epsilon_r = 36.832$; $\rho = 1000 \text{ kg/m}^3$
 Phantom section: Flat Section

DASY Configuration:

- Probe: EX3DV4 - SN7732; ConvF(5.84, 5.84, 5.84) @ 5250 MHz; Calibrated: 2022-06-30
- Sensor-Surface: 1.4mm (Mechanical Surface Detection)
- Electronics: DAE4 Sn648; Calibrated: 2022-04-29
- Phantom: Twin-SAM V4.0 (20deg probe tilt)
- Measurement SW: DASY52, Version 52.10 (4);

5250MHz Head Verification/Area Scan (6x8x1): Measurement grid: $dx=10\text{mm}$, $dy=10\text{mm}$
 Maximum value of SAR (measured) = 8.35 W/kg

5250MHz Head Verification/Zoom Scan (7x7x7)/Cube 0: Measurement grid: $dx=4\text{mm}$, $dy=4\text{mm}$, $dz=1.4\text{mm}$
 Reference Value = 39.02 V/m; Power Drift = 0.15 dB
 Peak SAR (extrapolated) = 14.9 W/kg
SAR(1 g) = 3.87 W/kg; SAR(10 g) = 1.11 W/kg
 Maximum value of SAR (measured) = 9.65 W/kg



0 dB = 9.65 W/kg = 9.85 dBW/kg

■ **Verification Data (5600 MHz Head)**

Test Laboratory: HCT CO., LTD
Input Power 0.05 W
Liquid Temp: 20.4 °C
Test Date: 10/11/2022

Communication System: UID 0, CW (0); Frequency: 5600 MHz;Duty Cycle: 1:1
Medium parameters used: $f = 5600$ MHz; $\sigma = 5.106$ S/m; $\epsilon_r = 36.437$; $\rho = 1000$ kg/m³
Phantom section: Flat Section

DASY Configuration:

- Probe: EX3DV4 - SN7732; ConvF(5.12, 5.12, 5.12) @ 5600 MHz; Calibrated: 2022-06-30
- Sensor-Surface: 1.4mm (Mechanical Surface Detection)
- Electronics: DAE4 Sn648; Calibrated: 2022-04-29
- Phantom: Twin-SAM V4.0 (20deg probe tilt)
- Measurement SW: DASY52, Version 52.10 (4);

5600MHz Head Verification/Area Scan (6x8x1): Measurement grid: dx=10mm, dy=10mm
Maximum value of SAR (measured) = 9.93 W/kg


5600MHz Head Verification/Zoom Scan (7x7x7)/Cube 0: Measurement grid: dx=4mm, dy=4mm, dz=1.4mm

Reference Value = 40.93 V/m; Power Drift = 0.16 dB

Peak SAR (extrapolated) = 18.3 W/kg

SAR(1 g) = 4.43 W/kg; SAR(10 g) = 1.25 W/kg

Maximum value of SAR (measured) = 11.3 W/kg



0 dB = 11.3 W/kg = 10.53 dBW/kg

■ **Verification Data (5750 MHz Head)**

Test Laboratory: HCT CO., LTD
Input Power: 0.05 W
Liquid Temp: 20.4 °C
Test Date: 10/11/2022

Communication System: UID 0, CW (0); Frequency: 5750 MHz; Duty Cycle: 1:1
Medium parameters used: $f = 5750$ MHz; $\sigma = 5.265$ S/m; $\epsilon_r = 36.227$; $\rho = 1000$ kg/m³
Phantom section: Flat Section

DASY Configuration:

- Probe: EX3DV4 - SN7732; ConvF(5.36, 5.36, 5.36) @ 5750 MHz; Calibrated: 2022-06-30
- Sensor-Surface: 1.4mm (Mechanical Surface Detection)
- Electronics: DAE4 Sn648; Calibrated: 2022-04-29
- Phantom: Twin-SAM V4.0 (20deg probe tilt)
- Measurement SW: DASY52, Version 52.10 (4);

5750MHz Head Verification/Area Scan (6x8x1): Measurement grid: dx=10mm, dy=10mm
Maximum value of SAR (measured) = 8.82 W/kg

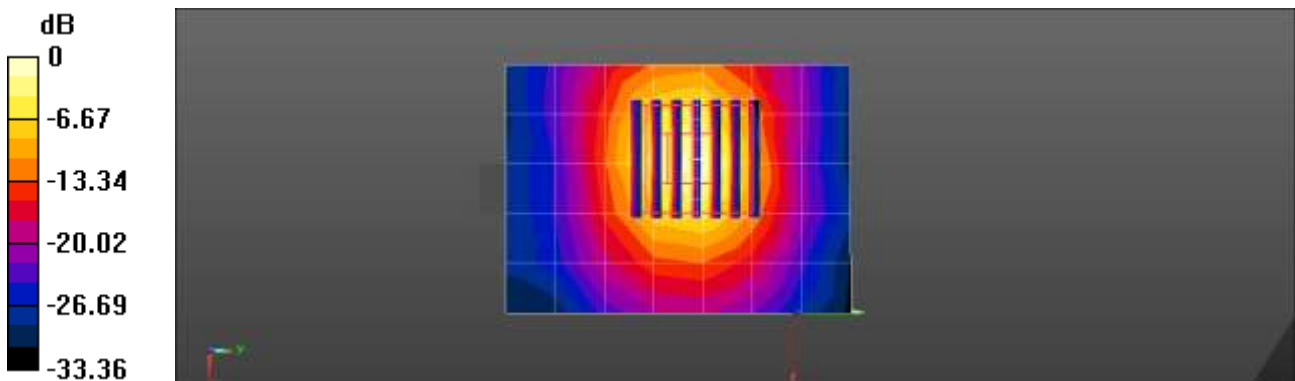
5750MHz Head Verification/Zoom Scan (7x7x7)/Cube 0: Measurement grid: dx=4mm, dy=4mm, dz=1.4mm

Reference Value = 37.48 V/m; Power Drift = 0.09 dB

Peak SAR (extrapolated) = 16.7 W/kg

SAR(1 g) = 3.85 W/kg; SAR(10 g) = 1.09 W/kg

Maximum value of SAR (measured) = 10.1 W/kg



0 dB = 10.1 W/kg = 10.04 dBW/kg

■ **Verification Data (5250 MHz Head)**

Test Laboratory: HCT CO., LTD
 Input Power: 0.05 W
 Liquid Temp: 20.2 °C
 Test Date: 10/11/2022

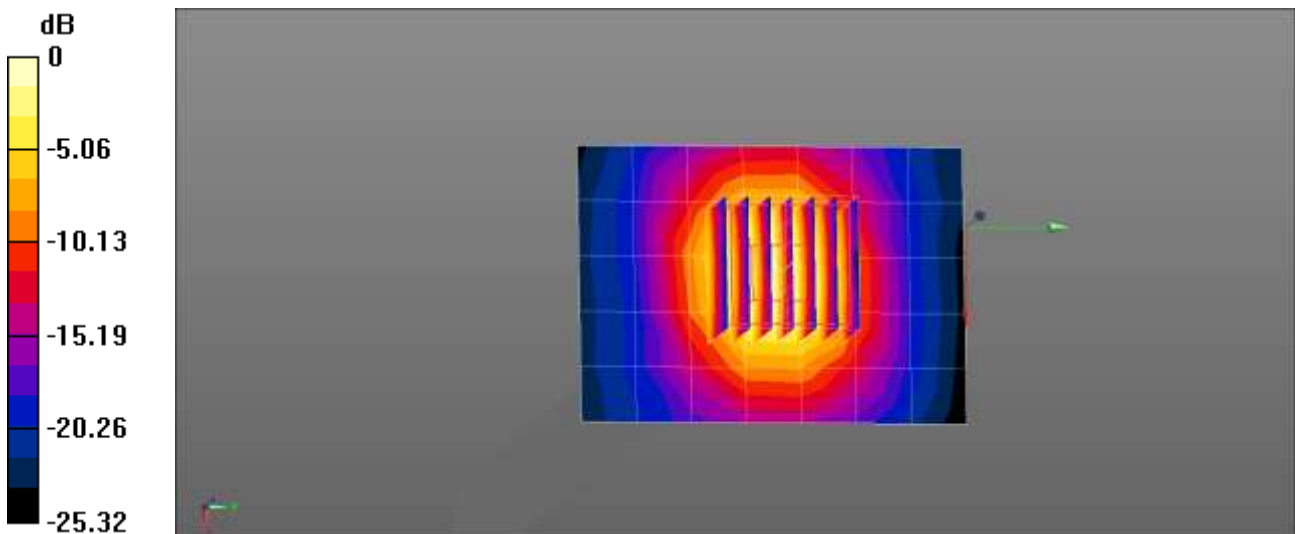
Communication System: UID 0, CW (0); Frequency: 5250 MHz; Duty Cycle: 1:1
 Medium parameters used: $f = 5250 \text{ MHz}$; $\sigma = 4.719 \text{ S/m}$; $\epsilon_r = 36.702$; $\rho = 1000 \text{ kg/m}^3$
 Phantom section: Flat Section

DASY5 Configuration:

- Probe: EX3DV4 - SN7654; ConvF(6.18, 6.18, 6.18) @ 5250 MHz; Calibrated: 2022-05-31
- Sensor-Surface: 1.4mm (Mechanical Surface Detection)
- Electronics: DAE4 Sn1686; Calibrated: 2022-05-31
- Phantom: SAM with CRP v5.0_Front; Type: QD000P40CD; Serial: TP:xxxx
- Measurement SW: DASY52, Version 52.10 (4); SEMCAD X Version 14.6.14 (7501)

5250MHz Head Verification/Area Scan (6x8x1): Measurement grid: dx=10mm, dy=10mm
 Maximum value of SAR (measured) = 5.66 W/kg

5250MHz Head Verification/Zoom Scan (7x7x7)/Cube 0: Measurement grid: dx=4mm, dy=4mm, dz=1.4mm
 Reference Value = 49.58 V/m; Power Drift = 0.11 dB
 Peak SAR (extrapolated) = 15.4 W/kg
SAR(1 g) = 3.76 W/kg; SAR(10 g) = 1.05 W/kg
 Maximum value of SAR (measured) = 9.64 W/kg



0 dB = 5.66 W/kg = 7.53 dBW/kg

■ **Verification Data (5600 MHz Head)**

Test Laboratory: HCT CO., LTD
 Input Power: 0.05 W
 Liquid Temp: 20.2 °C
 Test Date: 10/11/2022

Communication System: UID 0, CW (0); Frequency: 5600 MHz;Duty Cycle: 1:1
 Medium parameters used: $f = 5600$ MHz; $\sigma = 5.072$ S/m; $\epsilon_r = 36.345$; $\rho = 1000$ kg/m³
 Phantom section: Flat Section

DASY5 Configuration:

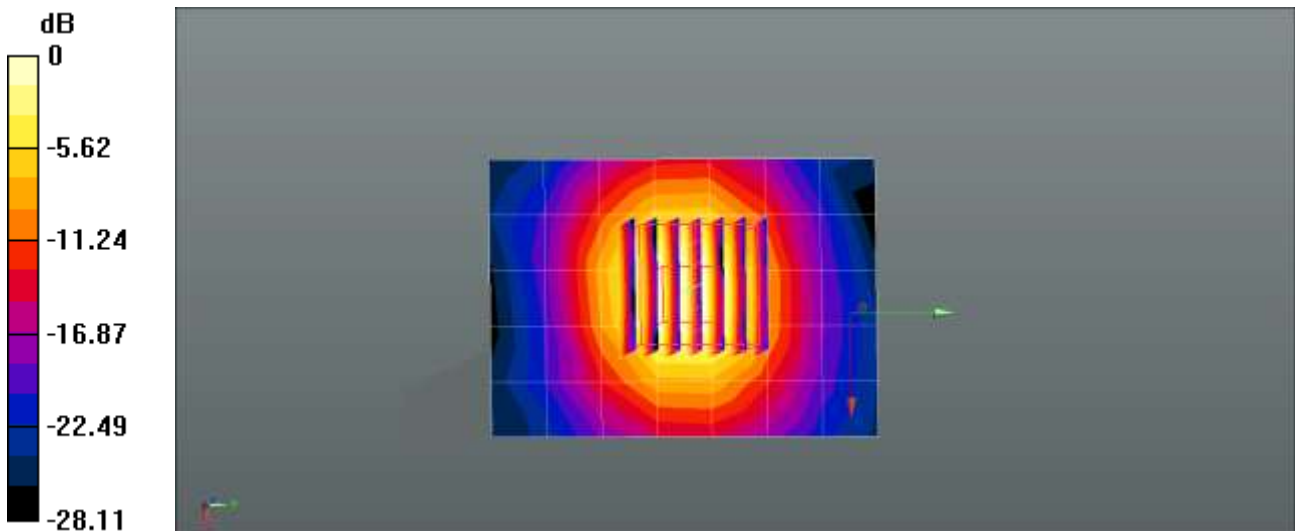
- Probe: EX3DV4 - SN7654; ConvF(5.43, 5.43, 5.43) @ 5600 MHz; Calibrated: 2022-05-31
- Sensor-Surface: 1.4mm (Mechanical Surface Detection)
- Electronics: DAE4 Sn1686; Calibrated: 2022-05-31
- Phantom: SAM with CRP v5.0_Front; Type: QD000P40CD; Serial: TP:xxxx
- Measurement SW: DASY52, Version 52.10 (4); SEMCAD X Version 14.6.14 (7501)

5600MHz Head Verification/Area Scan (6x8x1): Measurement grid: dx=10mm, dy=10mm
 Maximum value of SAR (measured) = 6.11 W/kg

5600MHz Head Verification/Zoom Scan (7x7x7)/Cube 0: Measurement grid: dx=4mm, dy=4mm, dz=1.4mm

Reference Value = 50.88 V/m; Power Drift = -0.03 dB
 Peak SAR (extrapolated) = 18.2 W/kg

SAR(1 g) = 4.02 W/kg; SAR(10 g) = 1.13 W/kg
 Maximum value of SAR (measured) = 10.7 W/kg



0 dB = 6.11 W/kg = 7.86 dBW/kg

■ **Verification Data (5750 MHz Head)**

Test Laboratory: HCT CO., LTD
 Input Power: 0.05 W
 Liquid Temp: 20.2 °C
 Test Date: 10/11/2022

Communication System: UID 0, CW (0); Frequency: 5750 MHz; Duty Cycle: 1:1
 Medium parameters used: $f = 5750$ MHz; $\sigma = 5.233$ S/m; $\epsilon_r = 36.124$; $\rho = 1000$ kg/m³
 Phantom section: Flat Section

DASY5 Configuration:

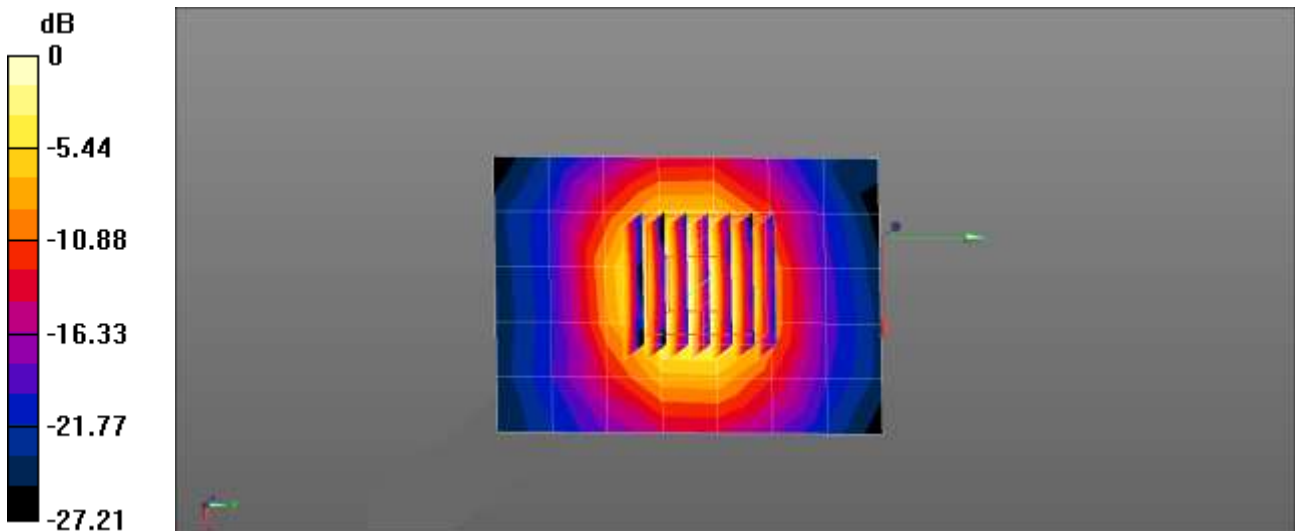
- Probe: EX3DV4 - SN7654; ConvF(5.4, 5.4, 5.4) @ 5750 MHz; Calibrated: 2022-05-31
- Sensor-Surface: 1.4mm (Mechanical Surface Detection)
- Electronics: DAE4 Sn1686; Calibrated: 2022-05-31
- Phantom: SAM with CRP v5.0_Front; Type: QD000P40CD; Serial: TP:xxxx
- Measurement SW: DASY52, Version 52.10 (4); SEMCAD X Version 14.6.14 (7501)

5750MHz Head Verification/Area Scan (6x8x1): Measurement grid: dx=10mm, dy=10mm
 Maximum value of SAR (measured) = 5.91 W/kg

5750MHz Head Verification/Zoom Scan (7x7x7)/Cube 0: Measurement grid: dx=4mm, dy=4mm, dz=1.4mm

Reference Value = 49.53 V/m; Power Drift = -0.07 dB
 Peak SAR (extrapolated) = 18.0 W/kg

SAR(1 g) = 3.87 W/kg; SAR(10 g) = 1.08 W/kg
 Maximum value of SAR (measured) = 10.4 W/kg



0 dB = 5.91 W/kg = 7.72 dBW/kg

- Extremity

■ **Verification Data (1900 MHz Head)**

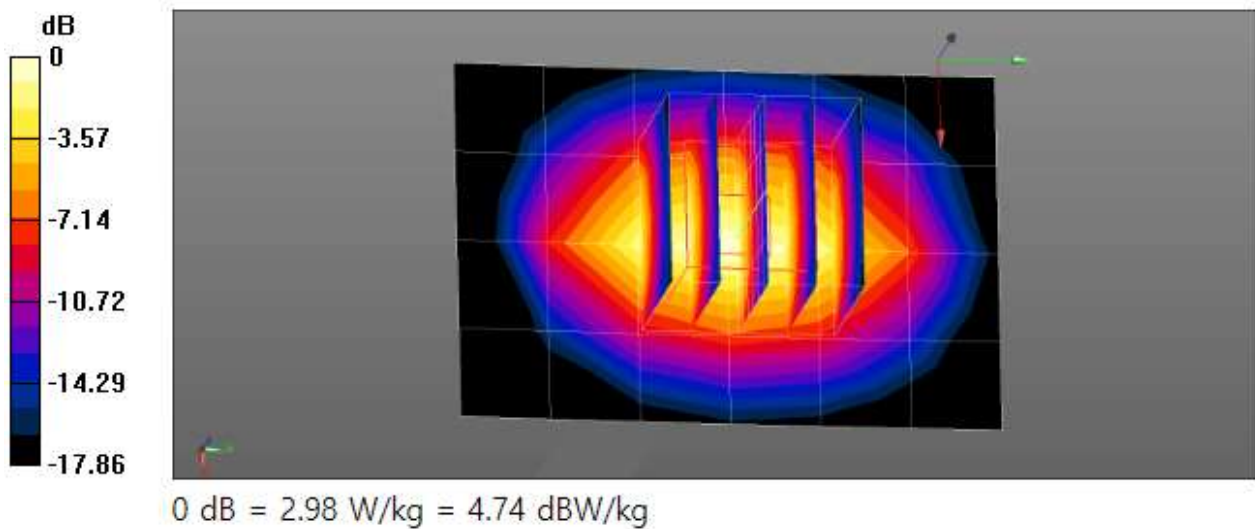
Test Laboratory: HCT CO., LTD
Input Power: 0.05 W
Liquid Temp: 20.9 °C
Test Date: 10/18/2022
Communication System: UID 0, CW (0); Frequency: 1900 MHz;Duty Cycle: 1:1
Medium parameters used: $f = 1900$ MHz; $\sigma = 1.404$ S/m; $\epsilon_r = 40.321$; $\rho = 1000$ kg/m³
Phantom section: Flat Section

DASY5 Configuration:

- Probe: EX3DV4 - SN7732; ConvF(8.57, 8.57, 8.57) @ 1900 MHz; Calibrated: 2022-06-30
- Sensor-Surface: 1.4mm (Mechanical Surface Detection)
- Electronics: DAE4 Sn648; Calibrated: 2022-04-29
- Phantom: Twin-SAM V4.0 (20deg probe tilt)
- Measurement SW: DASY52, Version 52.10 (4)

1900MHz Head Verification/Area Scan (5x7x1): Measurement grid: dx=15mm, dy=15mm
Maximum value of SAR (measured) = 3.00 W/kg

1900MHz Head Verification/Zoom Scan (5x5x7)/Cube 0: Measurement grid: dx=8mm, dy=8mm, dz=5mm
Reference Value = 47.35 V/m; Power Drift = 0.03 dB
Peak SAR (extrapolated) = 3.58 W/kg
SAR(1 g) = 1.93 W/kg; SAR(10 g) = 1 W/kg
Maximum value of SAR (measured) = 2.98 W/kg



■ **Verification Data (1900 MHz Head)**

Test Laboratory: HCT CO., LTD
Input Power: 0.05 W
Liquid Temp: 20.2 °C
Test Date: 10/18/2022

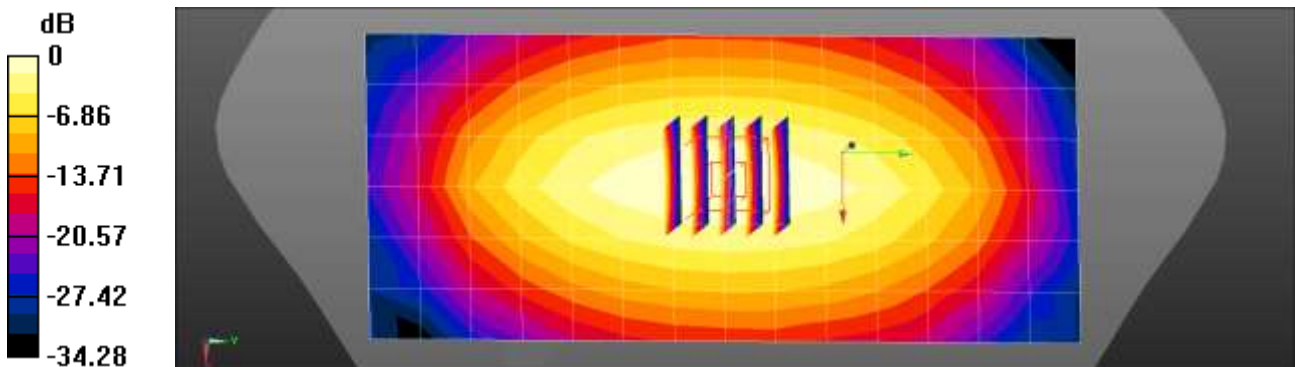
Communication System: UID 0, CW (0); Frequency: 835 MHz; Duty Cycle: 1:1
Medium parameters used (interpolated): $f = 835$ MHz; $\sigma = 0.884$ S/m; $\epsilon_r = 41.933$; $\rho = 1000$ kg/m³
Phantom section: Flat Section

DASY5 Configuration:

- Probe: EX3DV4 - SN7654; ConvF(10.48, 10.48, 10.48) @ 835 MHz; Calibrated: 2022-05-31
- Sensor-Surface: 1.4mm (Mechanical Surface Detection)
- Electronics: DAE4 Sn1686; Calibrated: 2022-05-31
- Phantom: SAM with CRP v5.0_Front; Type: QD000P40CD; Serial: TP:xxxx
- Measurement SW: DASY52, Version 52.10 (4); SEMCAD X Version 14.6.14 (7501)

835MHz Head Verification/Area Scan (7x15x1): Measurement grid: dx=15mm, dy=15mm
Maximum value of SAR (measured) = 0.657 W/kg

835MHz Head Verification/Zoom Scan (5x5x7)/Cube 0: Measurement grid: dx=8mm, dy=8mm, dz=5mm
Reference Value = 28.60 V/m; Power Drift = 0.03 dB
Peak SAR (extrapolated) = 0.757 W/kg
SAR(1 g) = 0.477 W/kg; SAR(10 g) = 0.301 W/kg
Maximum value of SAR (measured) = 0.662 W/kg



0 dB = 0.657 W/kg = -1.82 dBW/kg

■ **Verification Data (5250 MHz Head)**

Test Laboratory: HCT CO., LTD
Input Power: 0.05 W
Liquid Temp: 20.2 °C
Test Date: 10/11/2022

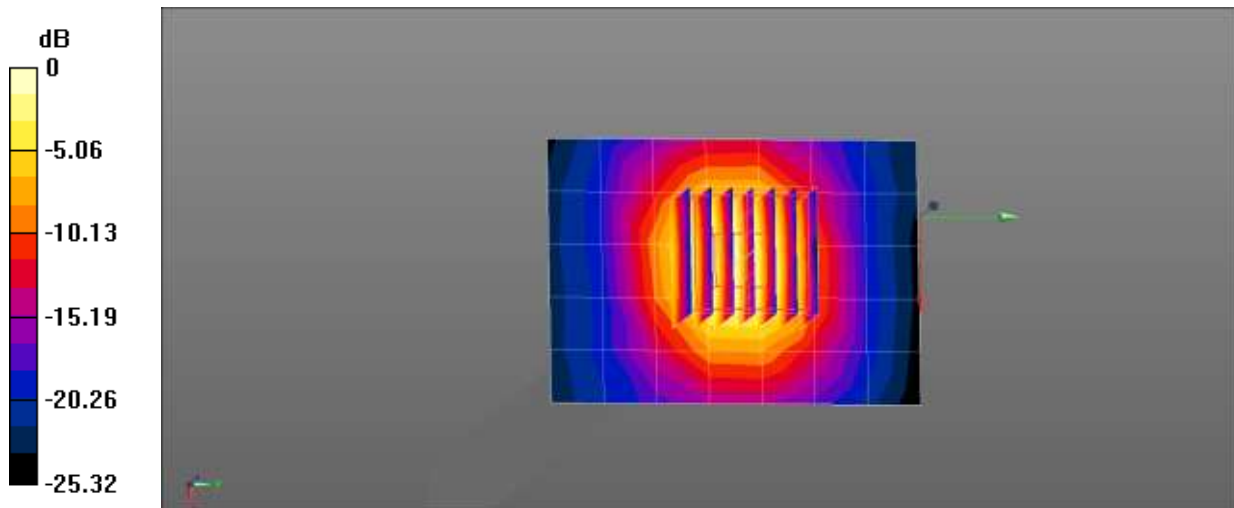
Communication System: UID 0, CW (0); Frequency: 5250 MHz; Duty Cycle: 1:1
Medium parameters used: $f = 5250$ MHz; $\sigma = 4.719$ S/m; $\epsilon_r = 36.702$; $\rho = 1000$ kg/m³
Phantom section: Flat Section

DASY5 Configuration:

- Probe: EX3DV4 - SN7654; ConvF(6.18, 6.18, 6.18) @ 5250 MHz; Calibrated: 2022-05-31
- Sensor-Surface: 1.4mm (Mechanical Surface Detection)
- Electronics: DAE4 Sn1686; Calibrated: 2022-05-31
- Phantom: SAM with CRP v5.0_Front; Type: QD000P40CD; Serial: TP:xxxx
- Measurement SW: DASY52, Version 52.10 (4); SEMCAD X Version 14.6.14 (7501)

5250MHz Head Verification/Area Scan (6x8x1): Measurement grid: dx=10mm, dy=10mm
Maximum value of SAR (measured) = 5.66 W/kg

5250MHz Head Verification/Zoom Scan (7x7x7)/Cube 0: Measurement grid: dx=4mm, dy=4mm, dz=1.4mm
Reference Value = 49.58 V/m; Power Drift = 0.11 dB
Peak SAR (extrapolated) = 15.4 W/kg
SAR(1 g) = 3.76 W/kg; SAR(10 g) = 1.05 W/kg
Maximum value of SAR (measured) = 9.64 W/kg



0 dB = 5.66 W/kg = 7.53 dBW/kg

■ **Verification Data (5600 MHz Head)**

Test Laboratory: HCT CO., LTD
Input Power: 0.05 W
Liquid Temp: 20.2 °C
Test Date: 10/11/2022

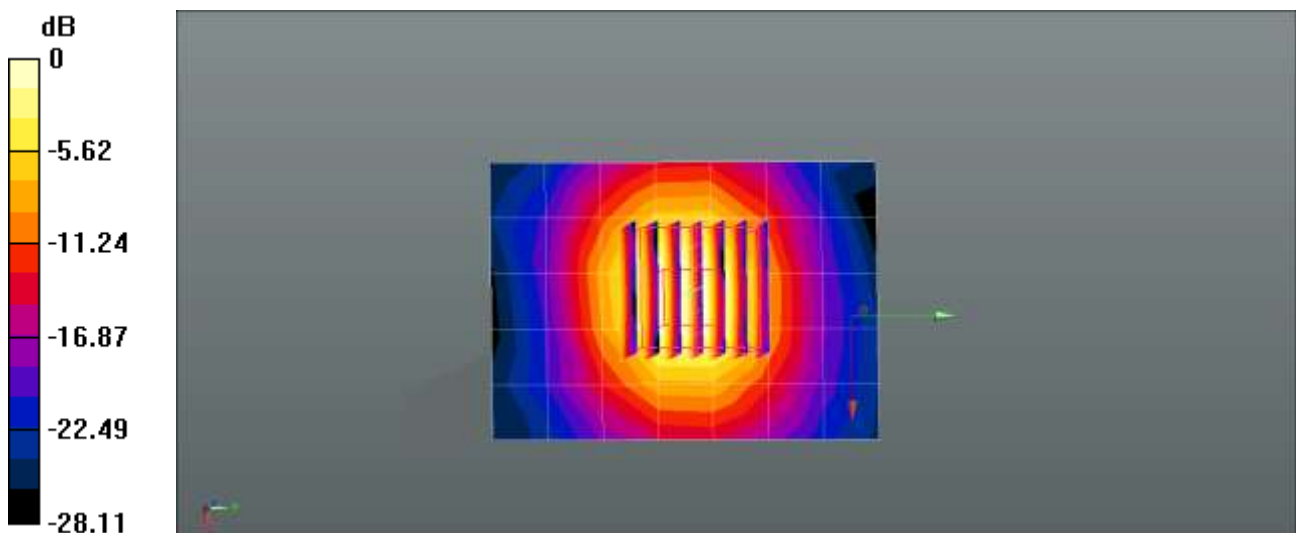
Communication System: UID 0, CW (0); Frequency: 5600 MHz; Duty Cycle: 1:1
Medium parameters used: $f = 5600$ MHz; $\sigma = 5.072$ S/m; $\epsilon_r = 36.345$; $\rho = 1000$ kg/m³
Phantom section: Flat Section

DASY5 Configuration:

- Probe: EX3DV4 - SN7654; ConvF(5.43, 5.43, 5.43) @ 5600 MHz; Calibrated: 2022-05-31
- Sensor-Surface: 1.4mm (Mechanical Surface Detection)
- Electronics: DAE4 Sn1686; Calibrated: 2022-05-31
- Phantom: SAM with CRP v5.0_Front; Type: QD000P40CD; Serial: TP:xxxx
- Measurement SW: DASY52, Version 52.10 (4); SEMCAD X Version 14.6.14 (7501)

5600MHz Head Verification/Area Scan (6x8x1): Measurement grid: dx=10mm, dy=10mm
Maximum value of SAR (measured) = 6.11 W/kg

5600MHz Head Verification/Zoom Scan (7x7x7)/Cube 0: Measurement grid: dx=4mm, dy=4mm, dz=1.4mm
Reference Value = 50.88 V/m; Power Drift = -0.03 dB
Peak SAR (extrapolated) = 18.2 W/kg
SAR(1 g) = 4.02 W/kg; SAR(10 g) = 1.13 W/kg
Maximum value of SAR (measured) = 10.7 W/kg



0 dB = 6.11 W/kg = 7.86 dBW/kg

Appendix D. – SAR Tissue Characterization

The brain and muscle mixtures consist of a viscous gel using hydrox-ethyl cellulose (HEC) gelling agent and saline solution (see Table 3.1). Preservation with a bactericide is added and visual inspection is made to make sure air bubbles are not trapped during the mixing process. The mixture is calibrated to obtain proper dielectric constant (permittivity) and conductivity of the desired tissue. The mixture characterizations used for the brain and muscle tissue simulating liquids are according to the data by C. Gabriel and G. Harts grove.

Ingredients (% by weight)	Frequency (MHz)											
	750		835		1 750		1 900		2 450 – 2 700		3500 - 5 800	
Tissue Type	Head	Body	Head	Body	Head	Body	Head	Body	Head	Body	Head	Body
Water	41.1	51.7	40.45	53.06	52.6	68.8	54.9	70.17	71.88	73.2	65.52	78.66
Salt (NaCl)	1.4	0.9	1.45	0.94	0.4	0.2	0.18	0.39	0.16	0.1	0.0	0.0
Sugar	57.0	47.2	57.0	44.9	0.0	0.0	0.0	0	0.0	0.0	0.0	0.0
HEC	0.2	0	1.0	1.0	0.0	0.0	0.0	0	0.0	0.0	0.0	0.0
Bactericide	0.2	0.1	0.1	0.1	0.0	0.0	0.0	0	0.0	0.0	0.0	0.0
Triton X-100	0.0	0.0	0.0	0.0	0.0	0.0	0.0	0.0	19.97	0.0	17.24	10.67
DGBE	0.0	0.0	0.0	0.0	47	31	44.92	29.44	7.99	26.7	0.0	0.0
Diethylene glycol hexyl ether	-	-	-	-	-	-	-	-	-	-	-	-

Salt:	99 % Pure Sodium Chloride	Sugar:	98 % Pure Sucrose
Water:	De-ionized, 16M resistivity	HEC:	Hydroxyethyl Cellulose
DGBE:	99 % Di(ethylene glycol) butyl ether,[2-(2-butoxyethoxy) ethanol]		
Triton X-100(ultra-pure):	Polyethylene glycol mono[4-(1,1,3,3-tetramethylbutyl)phenyl] ether		

Composition of the Tissue Equivalent Matter

Appendix E. – SAR System Validation

Per FCC KCB 865664 D02v01r02, SAR system validation status should be document to confirm measurement accuracy. The SAR systems (including SAR probes, system components and software versions) used for this device were validated against its performance specifications prior to the SAR measurements. Reference dipoles were used with the required tissue- equivalent media for system validation, according to the procedures outlined in IEEE 1528-2013 and FCC KDB 865664 D01v01r04. Since SAR probe calibrations are frequency dependent, each probe calibration point was validated at a frequency within the valid frequency range of the probe calibration point, using the system that normally operates with the probe for routine SAR measurements and according to the required tissue-equivalent media.

A tabulated summary of the system validation status including the validation date(s), measurement frequencies, SAR probes and tissue dielectric parameters has been included.

SAR System No.	Probe	Probe Type	Probe Calibration Point		Dipole	Date	Dielectric Parameters		CW Validation			Modulation Validation		
							Measured Permittivity	Measured Conductivity	Sensitivity	Probe Linearity	Probe Isotropy	MOD. Type	Duty Factor	PAR
20	7732	EX3DV4	Head	750	1014	2022-09-10	41.8	0.89	PASS	PASS	PASS	N/A	N/A	N/A
8	7654	EX3DV4	Head	835	441	2022-08-15	41.5	0.89	PASS	PASS	PASS	N/A	N/A	N/A
8	7654	EX3DV4	Head	835	441	2022-08-15	41.5	0.89	PASS	PASS	PASS	GMSK	PASS	N/A
9	7309	EX3DV4	Head	835	441	2022-08-16	41.5	0.89	PASS	PASS	PASS	N/A	N/A	N/A
9	7309	EX3DV4	Head	835	441	2022-08-16	41.5	0.89	PASS	PASS	PASS	GMSK	PASS	N/A
20	7732	EX3DV4	Head	835	441	2022-09-10	41.8	1.83	PASS	PASS	PASS	OFDM	N/A	PASS
9	7309	EX3DV4	Head	1750	2d007	2022-08-14	40.1	1.41	PASS	PASS	PASS	N/A	N/A	N/A
8	7654	EX3DV4	Head	1750	2d007	2022-09-10	40.1	1.41	PASS	PASS	PASS	N/A	N/A	N/A
10	7732	EX3DV4	Head	1750	2d007	2022-09-10	41.8	1.83	PASS	PASS	PASS	OFDM	N/A	PASS
8	7654	EX3DV4	Head	1900	5d032	2021-12-10	40.1	1.42	PASS	PASS	PASS	N/A	N/A	N/A
8	7654	EX3DV4	Head	1900	5d032	2021-12-10	40.1	1.42	PASS	PASS	PASS	GMSK	PASS	N/A
10	7732	ES3DV3	Head	1900	5d032	2022-08-14	40.1	1.42	PASS	PASS	PASS	GMSK	PASS	N/A
20	7732	EX3DV4	Head	2450	743	2022-07-06	39.2	1.83	PASS	PASS	PASS	OFDM	N/A	PASS
8	7654	EX3DV4	Head	2450	743	2022-06-28	39.2	1.83	PASS	PASS	PASS	OFDM	N/A	PASS
9	7309	EX3DV4	Head	2600	1106	2022-08-14	39.1	1.94	PASS	PASS	PASS	NA	N/A	NA
9	7309	EX3DV4	Head	2600	1106	2022-08-14	39.1	1.94	PASS	PASS	PASS	TDD	PASS	NA
8	7654	EX3DV4	Head	5250	1253	2022-08-04	35.7	4.70	PASS	PASS	PASS	OFDM	N/A	PASS
8	7654	EX3DV4	Head	5600	1253	2022-08-04	35.3	5.05	PASS	PASS	PASS	OFDM	N/A	PASS
8	7654	EX3DV4	Head	5750	1253	2022-08-04	35.6	5.24	PASS	PASS	PASS	OFDM	N/A	PASS
20	7732	EX3DV4	Head	5250	1253	2022-07-05	35.7	4.70	PASS	PASS	PASS	OFDM	N/A	PASS
20	7732	EX3DV4	Head	5600	1253	2022-07-05	35.3	5.05	PASS	PASS	PASS	OFDM	N/A	PASS
20	7732	EX3DV4	Head	5750	1253	2022-07-05	35.6	5.24	PASS	PASS	PASS	OFDM	N/A	PASS

SAR System Validation Summary 1g

SAR System No.	Probe	Probe Type	Probe Calibration Point		Dipole	Date	Dielectric Parameters		CW Validation			Modulation Validation		
							Measured Permittivity	Measured Conductivity	Sensitivity	Probe Linearity	Probe Isotropy	MOD. Type	Duty Factor	PAR
20	7732	EX3DV4	Head	1900	743	2022-07-06	39.2	1.83	PASS	PASS	PASS	OFDM	N/A	PASS
8	7654	EX3DV4	Head	1900	5d032	2022-12-10	40.1	1.42	PASS	PASS	PASS	N/A	N/A	N/A
8	7654	EX3DV4	Head	1900	5d032	2022-12-10	40.1	1.42	PASS	PASS	PASS	GMSK	PASS	N/A
8	7654	EX3DV4	Head	5250	1253	2022-08-04	35.7	4.70	PASS	PASS	PASS	OFDM	N/A	PASS
8	7654	EX3DV4	Head	5600	1253	2022-08-04	35.3	5.05	PASS	PASS	PASS	OFDM	N/A	PASS
8	7654	EX3DV4	Head	5750	1253	2022-08-04	35.6	5.24	PASS	PASS	PASS	OFDM	N/A	PASS

SAR System Validation Summary – Extremity SAR Considerations

Note;

All measurement were performed using probes calibrated for CW signal only. Modulations in the table above represent test configurations for which the measurement system has been validated per FCC KDB Publication 865664 D01v01r04. SAR system were validated for modulated signals with a periodic duty cycle, such as GMSK, or with a high peak to average ratio (>5 dB), such as OFDM according to KDB 865664 D01v01r04.