


# **APPENDIX**

## **– Test Setup and EUT photographs –**

## 1. Photograph of Test Setup


### Conducted Disturbance



[ Mode 1 - 3 : Front ]



[ Mode 1 - 3 : Rear ]




**[ Mode 4 : Front ]**



**[ Mode 4 : Rear ]**

Radiated Disturbance for Below 1 GHz



[ Mode 1 : Front ]



[ Mode 1 : Rear ]






**[ Mode 2 - 3 : Front ]**



**[ Mode 2 - 3 : Rear ]**




**[ Mode 4 : Front ]**



**[ Mode 4 : Rear ]**

**Radiated Disturbance for Above 1 GHz**




**[ Mode 1 : Front ]**




**[ Mode 1 : Rear ]**





**[ Mode 2 - 3 : Front ]**




**[ Mode 2 - 3 : Rear ]**





**[ Mode 4 : Front ]**



**[ Mode 4 : Rear ]**