


## 11. SETUP PHOTOS

### ANTENNA PORT CONDUCTED RF MEASUREMENT SETUP




FRONT PHOTO

### FREQUENCY TOLERANCE OVER EXTREME CONDITIONS



FRONT PHOTO


**RADIATED MEASUREMENT SETUP AND XYZ**



BELOW 1GHz FRONT PHOTO



BELOW 1GHz BACK PHOTO



ABOVE 1GHz FRONT PHOTO



ABOVE 1GHz BACK PHOTO



**END OF REPORT**