



HCT Co., Ltd.
74, Seoicheon-ro 578beon-gil, Majang-myeon, Icheon-si, Gyeonggi-do, 17383 KOREA
Tel. +82 31 634 6300 Fax. +82 31 645 6401

SAR TEST REPORT

Applicant Name: SAMSUNG Electronics Co., Ltd. 129, Samsung-ro, Yeongtong-gu, Suwon-Si, Gyeonggi-do, 16677 Rep. of Korea	Date of Issue: Oct. 20, 2021 Test Report No.: HCT-SR-2110-FC004 Test Site: HCT CO., LTD.
--	---

FCC ID:

A3LSMA136U

Equipment Type:	Mobile Phone
Application Type	Certification
FCC Rule Part(s):	CFR §2.1093
Model Name:	SM-A136U
Additional Model Name:	SM-A136U1, SM-S136DL
Date of Test:	Sep. 13. 2021 ~ Oct. 15. 2021

This device has been shown to be capable of compliance for localized specific absorption rate (SAR) for uncontrolled environment/general population exposure limits specified in FCC KDB procedures and had been tested in accordance with the measurement procedures specified in FCC KDB procedures.

I attest to the accuracy of data. All measurements reported herein were performed by me or were made under my supervision and are correct to the best of my knowledge and belief. I assume full responsibility for the completeness of these measurements and vouch for the qualifications of all persons taking them.

Tested By

Reviewed By

Yoon-Ho, Choi
Test Engineer
SAR Team
Certification Division

Yun-jeang, Heo
Technical Manager
SAR Team
Certification Division

This report only responds to the tested sample and may not be reproduced, except in full, without written approval of the HCT Co., Ltd.

REVISION HISTORY

The revision history for this test report is shown in table.

Revision No.	Date of Issue	Description
0	Oct. 20, 2021	Initial Release

This test results were applied only to the test methods required by the standard.

The above Test Report is not related to the accredited test result by (KS Q) ISO/IEC 17025 and KOLAS(Korea Laboratory Accreditation Scheme), which signed the ILAC-MRA.

Table of Contents

1. Test Regulations	4
2. Test Location.....	5
3. Information of the EUT	5
4. Device Under Test Description.....	7
5. Introduction.....	27
6. Description of test equipment.....	28
7. SAR Measurement Procedure	29
8. Description of Test Position	31
9. RF Exposure Limits	36
10. FCC SAR General Measurement Procedures	37
11. Output Power Specifications	45
12. System Verification	211
13. SAR Test Data Summary.....	216
14. Simultaneous SAR Analysis.....	254
15. SAR Measurement Variability and Uncertainty	268
16. LTE Band 41 Power Class 2 and Power class 3 Linearity	270
17. Measurement Uncertainty.....	276
18. SAR Test Equipment	277
19. Conclusion	279
20. References	280
21. Appendix A. DUT Ant. Information & SETUP PHOTO	282

Appendix

Appendix A. DUT Ant. Information & Test SETUP PHOTO

Appendix B. SAR Test Plots

Appendix C. Dipole Verification Plots

Appendix D. SAR Tissue Characterization

Appendix E. SAR System Validation

Appendix F. Probe Calibration Data

Appendix G. Dipole Calibration Data

Appendix H. Power reduction verification

Appendix I. UL_DLCA Power Measurement

1. Test Regulations

The tests documented in this report were performed in accordance with FCC CFR § 2.1093, IEEE 1528-2013, ANSI C63.26-2015 the following FCC Published RF exposure KDB procedures:

- FCC KDB Publication 941225 D01 3G SAR Procedures v03r01
- FCC KDB Publication 941225 D06 Hot Spot SAR v02r01
- FCC KDB Publication 941225 D05 SAR for LTE Devices v02r05
- FCC KDB Publication 941225 D05A LTE Rel.10 KDB Inquiry sheet v01r02
- FCC KDB Publication 248227 D01 802.11 Wi-Fi SAR v02r02
- FCC KDB Publication 447498 D01 General SAR Guidance v06
- FCC KDB Publication 648474 D04 Handset SAR v01r03
- FCC KDB Publication 616217 D04 v01r02 (Proximity Sensor)
- FCC KDB Publication 865664 D01 SAR measurement 100 MHz to 6 GHz v01r04
- FCC KDB Publication 865664 D02 SAR Reporting v01r02
- FCC KDB Publication 690783 D01 SAR Listings on Grants v01r03
- FCC KDB Publication 971168 D01 Power Meas License Digital Systems v03r01

In Addition to the above, the following information was used.

- October 2013 TCB Workshop Notes (GPRS testing criteria)
- October 2014 TCB Workshop Notes (Overlapping LTE Bands)
- April 2015 TCB Workshop Notes (Simultaneous transmission summation clarified)
- October 2016 TCB Workshop Notes (Bluetooth Duty Factor)
- November 2017 TCBC Workshop Notes (LTE Carrier Aggregation)
- May 2017 TCBC Workshop Notes (LTE Band 41 Power Class 2)
- April 2018 TCBC Workshop Notes (LTE DL CA SAR Test Exclusion)
- Oct 2016 TCB Workshop Notes (Device Holder Perturbations)

2. Test Location

2.1 Test Laboratory

Company Name	HCT Co., Ltd.
Address	74, Seoicheon-ro 578beon-gil, Majang-myeon, Icheon-si, Gyeonggi-do, 17383 KOREA
Telephone	031-645-6300
Fax.	031-645-6401

2.2 Test Facilities

Our laboratories are accredited and approved by the following approval agencies according to ISO/IEC 17025.

Korea	National Radio Research Agency (Designation No. KR0032)
	KOLAS (Testing No. KT197)

3. Information of the EUT

3.1 General Information of the EUT

Model Name	SM-A136U
Additional Model Name	SM-A136U1, SM-S136DL
Equipment Type	Mobile Phone
FCC ID	A3LSMA136U
Application Type	Certification
Applicant	SAMSUNG Electronics Co., Ltd.

3.2 Attestation of test result of device under test

The Highest Reported 1g SAR						
Band	Tx. Frequency	Equipment Class	Reported SAR (W/kg)			
			1g Head	1g Body-Worn	1g Hotspot	10g Extremity
GSM/GPRS/EDGE 850	824.2 MHz ~ 848.8 MHz	PCE	0.46	0.41	0.81	N/A
GSM/GPRS/EDGE 1900	1 850.2 MHz ~ 1 909.8 MHz	PCE	0.22	0.29	0.65	N/A
UMTS Band 5	826.4 MHz ~ 846.6 MHz	PCE	0.42	0.37	0.68	N/A
UMTS Band 4	1 712.4 MHz ~ 1 752.6 MHz	PCE	0.20	0.17	0.38	N/A
UMTS Band 2	1 852.4 MHz ~ 1 907.6 MHz	PCE	0.30	0.16	0.32	N/A
LTE Band 2 (PCS)	1 850.7 MHz ~ 1 909.3 MHz	PCE	N/A	N/A	N/A	N/A
LTE Band 4 (AWS)	1 710.7 MHz ~ 1 754.3 MHz	PCE	N/A	N/A	N/A	N/A
LTE Band 5 (Cell)	824.7 MHz ~ 848.3 MHz	PCE	N/A	N/A	N/A	N/A
LTE Band 7	2 502.5 MHz ~ 2 567.5 MHz	PCE	0.43	0.40	0.35	N/A
LTE Band 12	699.7 MHz ~ 715.3 MHz	PCE	0.24	0.31	0.42	N/A
LTE Band 13	779.5 MHz ~ 784.5 MHz	PCE	0.35	0.58	0.72	N/A
LTE Band 14	790.5 MHz ~ 795.5 MHz	PCE	0.32	0.50	0.78	N/A
LTE Band 25 (PCS)	1 850.7 MHz ~ 1 914.3 MHz	PCE	0.36	0.49	0.46	N/A
LTE Band 26 (Cell)	814.7 MHz ~ 848.3 MHz	PCE	0.35	0.45	0.51	N/A
LTE Band 30	2 307.5 MHz ~ 2 312.5 MHz	PCE	0.27	0.27	0.47	N/A
LTE TDD Band 38	2 572.5 MHz ~ 2 617.5 MHz	PCE	N/A	N/A	N/A	N/A
LTE TDD Band 40	2 302.5 MHz ~ 2 397.5 MHz	PCE	<0.10	<0.10	<0.10	N/A
LTE TDD Band 41	2 498.5 MHz ~ 2 687.5 MHz	PCE	0.34	0.31	0.33	N/A
LTE TDD Band 48	3 552.5 MHz ~ 3 697.5 MHz	PCE	0.46	0.13	0.38	N/A
LTE Band 66 (AWS)	1 710.7 MHz ~ 1 779.3 MHz	PCE	0.20	0.36	0.44	N/A
LTE Band 71	665.5 MHz ~ 695.5 MHz	PCE	0.28	0.38	0.56	N/A
NR Band n2	1 852.5 MHz ~ 1 907.5 MHz	PCE	N/A	N/A	N/A	N/A
NR Band n5	826.5 MHz ~ 846.5 MHz	PCE	0.36	0.29	0.60	N/A
NR Band n25	1 852.5 MHz ~ 1 912.5 MHz	PCE	0.39	0.52	0.55	N/A
NR Band n41	2 506.02 MHz ~ 2 679.99 MHz	PCE	0.25	0.19	0.36	N/A
NR Band n66	1 712.5 MHz ~ 1 777.5 MHz	PCE	0.23	0.21	0.22	N/A
NR Band n71	665.5 MHz ~ 695.5 MHz	PCE	0.19	0.34	0.50	N/A
NR Band n77(Lower)	3 460.02 MHz ~ 3 540 MHz	PCE	0.54	0.25	0.56	N/A
NR Band n77	3 710 MHz ~ 3 969.99 MHz	PCE	1.27	0.25	0.67	N/A
802.11b	2 412 MHz ~ 2 462 MHz	DTS	0.16	0.16	0.22	N/A
U-NII-1	5 180 MHz ~ 5 240 MHz	NII	N/A	N/A	N/A	N/A
U-NII-2A	5 260 MHz ~ 5 320 MHz	NII	<0.10	0.37	N/A	0.90
U-NII-2C	5 500 MHz ~ 5 720 MHz	NII	<0.10	0.33	N/A	0.93
U-NII-3	5 745 MHz ~ 5 825 MHz	NII	<0.10	0.18	0.22	N/A
Bluetooth	2 402 MHz ~ 2 480 MHz	DSS	<0.10	<0.10	<0.10	N/A
Simultaneous SAR per KDB 690783 D01v01r03			1.42	1.45	1.58	0.93
Date(s) of Tests:	Sep. 13, 2021 ~ Oct. 15, 2021					

4. Device Under Test Description

4.1 DUT specification

Device Wireless specification overview		
Band & Mode	Operating Mode	Tx Frequency
GSM850	Voice / Data	824.2 MHz~ 848.8 MHz
GSM1900	Voice / Data	1 850.2 MHz~ 1 909.8 MHz
UMTS Band 5	Voice / Data	826.4 MHz~ 846.6 MHz
UMTS Band 4	Voice / Data	1 712.4 MHz~ 1 752.6 MHz
UMTS Band 2	Voice / Data	1 852.4 MHz~ 1 907.6 MHz
LTE Band 2 (PCS)	Voice / Data	1 850.7 MHz~ 1 909.3 MHz
LTE Band 4 (AWS)	Voice / Data	1 710.7 MHz~ 1 754.3 MHz
LTE Band 5 (Cell)	Voice / Data	824.7 MHz~ 848.3 MHz
LTE Band 7	Voice / Data	2 502.5 MHz~ 2 567.5 MHz
LTE Band 12	Voice / Data	699.7 MHz~ 715.3 MHz
LTE Band 13	Voice / Data	779.5 MHz~ 784.5 MHz
LTE Band 14	Voice / Data	790.5 MHz~ 795.5 MHz
LTE Band 25	Voice / Data	1 850.7 MHz~ 1 914.3 MHz
LTE Band 26	Voice / Data	814.7 MHz~ 848.3 MHz
LTE Band 30	Voice / Data	2 307.5 MHz ~ 2 312.5 MHz
LTE TDD Band 38	Voice / Data	2 572.5 MHz ~ 2 617.5 MHz
LTE TDD Band 40	Voice / Data	2 302.5 MHz ~ 2 397.5 MHz
LTE TDD Band 41	Voice / Data	2 498.5 MHz~ 2 687.5 MHz
LTE TDD Band 48	Voice / Data	3 552.5 MHz~ 3697.5 MHz
LTE Band 66 (AWS)	Voice / Data	1 710.7 MHz ~ 1 779.3 MHz
LTE Band 71	Voice / Data	665.5 MHz~ 695.5 MHz
NR Band n2	Data	1 852.5 MHz~ 1 907.5 MHz
NR Band n5	Data	826.5 MHz~ 846.5 MHz
NR Band n25	Data	1852.5 MHz ~ 1912.5 MHz
NR Band n41	Data	2 506.02 MHz~ 2 679.99 MHz
NR Band n66	Data	1 712.5 MHz~ 1 777.5 MHz
NR Band n71	Data	665.5 MHz - 695.5 MHz
NR Band n77 (Lower)	Data	3 460.02 MHz ~ 3 540 MHz
NR Band n77	Data	3710 MHz~3969.99 MHz
U-NII-1	Voice / Data	5 180 MHz ~ 5 240 MHz
U-NII-2A	Voice / Data	5 260 MHz ~ 5 320 MHz
U-NII-2C	Voice / Data	5 500 MHz ~ 5 720 MHz
U-NII-3	Voice / Data	5 745 MHz ~ 5 825 MHz
2.4 GHz WLAN	Voice / Data	2 412 MHz ~ 2 462 MHz
Bluetooth / LE 5.0	Data	2 402 MHz ~ 2 480 MHz
NFC	Data	13.56 MHz

Device Description		
H/W	REV1.0	
S/W	A136U.001	
Device Serial Numbers	Mode	Serial Number
	GSM850/1900	UGD0557S
		UGD0553S
	UMTS B2/4/5	UGD0553S
		UGD0557S
	LTE B2/4/5/7/12/13/14/25/26/30/38/40/41/48/66/ 71	UGD0556S
		UGD0553S
	NR B n2/5/25/41/66/71/77	UGD0554S
2.4 GHz WLAN Bluetooth/ 5 GHz WLAN	UGD0580S	
The manufacturer has confirmed that the devices tested have the same physical, mechanical and thermal characteristics are within operational tolerances expected for production units.		

4.2 Power Reduction for SAR

This device utilizes power reduction mechanisms for some wireless modes and bands for SAR compliance under hotspot conditions and under some conditions when the device is being used in close proximity to the user’s hand. All hotspot SAR evaluations for this device were performed at the maximum allowed output power when Hotspot is enabled. FCC KDB Publication 616217 D04v01r02 Sec.6 was used as a guideline for selection SAR test distances for device when being used in phablet use conditions.

This device uses an independent fixed level power reduction mechanism for some wireless modes during held-to-ear scenarios. Per FCC Guidance, the held-to-ear exposure conditions were evaluated at reduced power according to the head SAR Positions described in IEEE1528-2013. Detailed descriptions of the power reduction mechanism are included in the operational description.

Detailed descriptions of the power reduction mechanism are included in the operational description. Please refer to Appendix H for detailed power reduction verification.

The reduced powers for the power reduction mechanisms were conformed via conducted power measurements at the RF Port.

4.3 Nominal and Maximum Output Power Specifications

This device operates using the following maximum output power specifications. SAR values were scaled to the maximum allowed power to determine compliance per KDB publication 447498 D01v06.

4.3.1 Maximum PCE Output Power

Mode / Band		Voice	Burst Average GSMK (dBm)				Burst Average 8-PSK (dBm)			
		1 Tx Slot	1 Tx Slot	2 Tx Slot	3 Tx Slot	4 Tx Slot	1 Tx Slot	2 Tx Slot	3 Tx Slot	4 Tx Slot
GSM/GPRS/EDGE 850	Maximum	34.0	34.0	32.5	30.5	29.0	27.5	26.5	24.5	23.0
	Nominal	33.0	33.0	31.5	29.5	28.0	26.5	25.5	23.5	22.0
GSM/GPRS/EDGE1900	Maximum	31.0	31.0	29.5	27.5	26.0	26.5	25.5	23.5	22.0
	Nominal	30.0	30.0	28.5	26.5	25.0	25.5	24.5	22.5	21.0

Mode / Band		Modulated Average (dBm)				
		3GPP UMTS	AMR	3GPP HSDPA	3GPP HSUPA	DC-HSDPA
UMTS Band 5 (850 MHz)	Maximum	25.0	25.0	23.5	21.5	23.5
	Nominal	24.0	24.0	22.5	20.5	22.5
UMTS Band 4 (1700 MHz)	Maximum	25.0	25.0	23.5	21.5	23.5
	Nominal	24.0	24.0	22.5	20.5	22.5
UMTS Band 2 (1900 MHz)	Maximum	24.5	24.5	23.5	21.5	23.5
	Nominal	23.5	23.5	22.5	20.5	22.5

Mode / Band		Modulated Average (dBm)	
			Max
LTE Band 2	Maximum		24.5
	Nominal		23.5
LTE Band 4	Maximum		25.0
	Nominal		24.0
LTE Band 5	Maximum		25.0
	Nominal		24.0
LTE Band 7	Maximum		24.5
	Nominal		23.5
LTE Band 12	Maximum		24.5
	Nominal		23.5
LTE Band 13	Maximum		24.5
	Nominal		23.5
LTE Band 14	Maximum		24.5
	Nominal		23.5
LTE Band 25	Maximum		24.5
	Nominal		23.5
LTE Band 26	Maximum		25.0
	Nominal		24.0
LTE Band 30	Maximum		23.0
	Nominal		22.0
LTE TDD Band 38	Maximum		24.2
	Nominal		23.2
LTE TDD Band 40	Maximum		11.0
	Nominal		10.0
LTE TDD Band 41 (PC 3)	Maximum		24.2
	Nominal		23.2
LTE TDD Band 41 (PC 2)	Maximum		26.5
	Nominal		25.5
LTE TDD Band 48	Maximum		24.0
	Nominal		23.0
LTE Band 66	Maximum		25.0
	Nominal		24.0
LTE Band 71	Maximum		25.0
	Nominal		24.0

5G NR SUB 6

Mode / Band		Modulated Average (dBm)	
			Max
NR Band n2	Maximum		24.5
	Nominal		23.5
NR Band n5	Maximum		25.0
	Nominal		24.0
NR Band n25	Maximum		24.5
	Nominal		23.5
NR Band n41 (PC3)	Maximum		24.0
	Nominal		23.0
NR Band n41 (PC2) SA only	Maximum		26.5
	Nominal		25.5
NR Band n66	Maximum		25.0
	Nominal		24.0
NR Band n71	Maximum		25.0
	Nominal		24.0
NR Band n77 (PC3)	Maximum		24.5
	Nominal		23.5
NR Band n77 (PC2) SA only	Maximum		27.0
	Nominal		26.0

4.3.2 Reduced PCE Power (Hotspot Mode / Grip Sensor on / Earjack)

Mode / Band		Modulated Average (dBm)				
		3GPP UMTS	AMR	3GPP HSDPA	3GPP HSUPA	DC-HSDPA
UMTS Band 4 (1700 MHz) Hotspot Mode / Grip Sensor on / Earjack	Maximum	21.0	21.0	19.5	17.5	19.5
	Nominal	20.0	20.0	18.5	16.5	18.5
UMTS Band 2 (1900 MHz) Hotspot Mode / Grip Sensor on / Earjack	Maximum	19.5	19.5	18.5	16.5	18.5
	Nominal	18.5	18.5	17.5	15.5	17.5

Mode / Band		Modulated Average (dBm)		
		Hotspot Mode	Grip Sensor on / Earjack Mode	RCV on Mode
LTE Band 2	Maximum	20.5	20.5	
	Nominal	19.5	19.5	
LTE Band 4	Maximum	21.0	21.0	
	Nominal	20.0	20.0	
LTE Band 5	Maximum	22.0	22.0	
	Nominal	21.0	21.0	
LTE Band 7	Maximum	20.5	18.5	
	Nominal	19.5	17.5	
LTE Band 12	Maximum		20.5	
	Nominal		19.5	
LTE Band 25	Maximum	20.5	20.5	
	Nominal	19.5	19.5	
LTE Band 26	Maximum	22.0	22.0	
	Nominal	21.0	21.0	
LTE Band 30	Maximum	20.0	17.0	
	Nominal	19.0	16.0	
LTE Band 41	Maximum	21.2	21.2	
	Nominal	20.2	20.2	
LTE Band 41 (HUPE)	Maximum	23.5	23.5	
	Nominal	22.5	22.5	
LTE Band 66	Maximum	21.0	19.0	
	Nominal	20.0	18.0	
LTE Band 48	Maximum			22.0
	Nominal			21.0

5G NR SUB 6

Mode / Band		Modulated Average (dBm)		
		Hotspot Mode	Grip Sensor on / Earjack Mode	RCV on Mode
NR Band n2	Maximum	21.5	21.5	
	Nominal	20.5	20.5	
NR Band n25	Maximum	21.5	21.5	
	Nominal	20.5	20.5	
NR Band n66	Maximum	21.0	21.0	
	Nominal	20.0	20.0	

4.3.3 Maximum 2.4 GHz, 5 GHz WIFI output power

Mode / Band			Modulated Average (dBm)				
			SISO				
			11a	11b	11g	11n	11ac
2.4 GHz WIFI	2.45 GHz	Maximum	N/A	20	20	20	N/A
		Nominal	N/A	19	19	19	N/A
5 GHz WIFI (20 MHz)	5200 MHz	Maximum	17.5	N/A	N/A	17.5	17.0
		Nominal	16.5	N/A	N/A	16.5	16.0
	5300 MHz	Maximum	17.5	N/A	N/A	17.5	17.0
		Nominal	16.5	N/A	N/A	16.5	16.0
	5500 MHz	Maximum	17.5	N/A	N/A	17.5	17.0
		Nominal	16.5	N/A	N/A	16.5	16.0
	5800 MHz	Maximum	17.5	N/A	N/A	17.5	17.0
		Nominal	16.5	N/A	N/A	16.5	16.0
5 GHz WIFI (40 MHz)	5200 MHz	Maximum	N/A	N/A	N/A	17.0	16.0
		Nominal	N/A	N/A	N/A	16.0	15.0
	5300 MHz	Maximum	N/A	N/A	N/A	17.0	16.0
		Nominal	N/A	N/A	N/A	16.0	15.0
	5500 MHz	Maximum	N/A	N/A	N/A	17.0	16.0
		Nominal	N/A	N/A	N/A	16.0	15.0
	5800 MHz	Maximum	N/A	N/A	N/A	17.0	16.0
		Nominal	N/A	N/A	N/A	16.0	15.0
5 GHz WIFI (80 MHz)	5210 MHz	Maximum	N/A	N/A	N/A	N/A	15.0
		Nominal	N/A	N/A	N/A	N/A	14.0
	5290 MHz	Maximum	N/A	N/A	N/A	N/A	15.0
		Nominal	N/A	N/A	N/A	N/A	14.0
	5500 MHz	Maximum	N/A	N/A	N/A	N/A	15.0
		Nominal	N/A	N/A	N/A	N/A	14.0
	5800 MHz	Maximum	N/A	N/A	N/A	N/A	15.0
		Nominal	N/A	N/A	N/A	N/A	14.0

4.3.4 Reduced 2.4 GHz, 5 GHz WIFI output power

Mode / Band			Modulated Average (dBm)				
			SISO				
			11a	11b	11g	11n	11ac
2.4 GHz WIFI	2.45 GHz	Maximum	N/A	14.0	14.0	14.0	N/A
		Nominal	N/A	13.0	13.0	13.0	N/A
5 GHz WIFI (20 MHz)	5200 MHz	Maximum	6.0	N/A	N/A	6.0	6.0
		Nominal	5.0	N/A	N/A	5.0	5.0
	5300 MHz	Maximum	6.0	N/A	N/A	6.0	6.0
		Nominal	5.0	N/A	N/A	5.0	5.0
	5500 MHz	Maximum	6.0	N/A	N/A	6.0	6.0
		Nominal	5.0	N/A	N/A	5.0	5.0
	5800 MHz	Maximum	6.0	N/A	N/A	6.0	6.0
		Nominal	5.0	N/A	N/A	5.0	5.0
5 GHz WIFI (40 MHz)	5200 MHz	Maximum	N/A	N/A	N/A	6.0	6.0
		Nominal	N/A	N/A	N/A	5.0	5.0
	5300 MHz	Maximum	N/A	N/A	N/A	6.0	6.0
		Nominal	N/A	N/A	N/A	5.0	5.0
	5500 MHz	Maximum	N/A	N/A	N/A	6.0	6.0
		Nominal	N/A	N/A	N/A	5.0	5.0
	5800 MHz	Maximum	N/A	N/A	N/A	6.0	6.0
		Nominal	N/A	N/A	N/A	5.0	5.0
5 GHz WIFI (80 MHz)	5210 MHz	Maximum	N/A	N/A	N/A	N/A	6.0
		Nominal	N/A	N/A	N/A	N/A	5.0
	5290 MHz	Maximum	N/A	N/A	N/A	N/A	6.0
		Nominal	N/A	N/A	N/A	N/A	5.0
	5500 MHz	Maximum	N/A	N/A	N/A	N/A	6.0
		Nominal	N/A	N/A	N/A	N/A	5.0
	5800 MHz	Maximum	N/A	N/A	N/A	N/A	6.0
		Nominal	N/A	N/A	N/A	N/A	5.0

4.3.5 Maximum Bluetooth Power

Mode / Band		Modulated Average (dBm)
1Mbps	Maximum	9.5
	Nominal	8.5
EDR	Maximum	6.0
	Nominal	5.0
LE 2Mbps	Maximum	5.0
	Nominal	4.0
LE 1Mbps	Maximum	5.0
	Nominal	4.0

4.4 LTE Information

	Item.	Description
Frequency Range	LTE Band 2 (PCS)	1 850.7 MHz~ 1 909.3 MHz
	LTE Band 4 (AWS)	1 710.7 MHz~ 1 754.3 MHz
	LTE Band 5 (Cell)	824.7 MHz~ 848.3 MHz
	LTE Band 7	2 502.5 MHz~ 2 567.5 MHz
	LTE Band 12	699.7 MHz~ 715.3 MHz
	LTE Band 13	779.5 MHz~ 784.5 MHz
	LTE Band 14	790.5 MHz~ 795.5 MHz
	LTE Band 25(PCS)	1 850.7 MHz~ 1 914.3 MHz
	LTE Band 26 (Cell)	814.7 MHz~ 848.3 MHz
	LTE Band 30	2 307.5 MHz ~ 2 312.5 MHz
	LTE TDD Band 38	2 572.5 MHz ~ 2 617.5 MHz
	LTE TDD Band 40	2 302.5 MHz ~ 2 397.5 MHz
	LTE TDD Band 41	2 498.5 MHz ~ 2 687.5 MHz
	LTE TDD Band 48	3 552.5 MHz ~ 3 697.5 MHz
	LTE Band 66 (AWS)	1 710.7 MHz ~ 1 779.3 MHz
	LTE Band 71	665.5 MHz~ 695.5 MHz
	NR Band n2 (PCS)	1 852.5 MHz~ 1 907.5 MHz
	NR Band n5 (Cell)	826.5 MHz~ 846.5 MHz
	NR Band n25	1852.5 MHz ~ 1912.5 MHz
	NR Band n41	2 506.02 MHz~ 2 679.99 MHz
NR Band n66 (AWS)	1 712.5 MHz~ 1 777.5 MHz	
NR Band n71	665.5 MHz - 695.5 MHz	
NR Band n77	3 710 MHz~3 969.99 MHz	
Channel Bandwidths	LTE Band 2 (PCS)	1.4 MHz, 3 MHz, 5 MHz, 10 MHz, 15 MHz, 20 MHz
	LTE Band 4 (AWS)	1.4 MHz, 3 MHz, 5 MHz, 10 MHz, 15 MHz, 20 MHz
	LTE Band 5 (Cell)	1.4 MHz, 3 MHz, 5 MHz, 10 MHz
	LTE Band 7	5 MHz, 10 MHz, 15 MHz, 20 MHz
	LTE Band 12	1.4 MHz, 3 MHz, 5 MHz, 10 MHz
	LTE Band 13	5 MHz, 10 MHz
	LTE Band 14	5 MHz, 10 MHz
	LTE Band 25 (PCS)	1.4 MHz, 3 MHz, 5 MHz, 10 MHz, 15 MHz, 20 MHz
	LTE Band 26 (Cell)	1.4 MHz, 3 MHz, 5 MHz, 10 MHz, 15 MHz
	LTE Band 30	5 MHz, 10 MHz
	LTE TDD Band 38	5 MHz, 10 MHz, 15 MHz, 20 MHz
	LTE TDD Band 40	5 MHz, 10 MHz
	LTE TDD Band 41	5 MHz, 10 MHz, 15 MHz, 20 MHz
	LTE TDD Band 48	5 MHz, 10 MHz, 15 MHz, 20 MHz
	LTE Band 66 (AWS)	1.4 MHz, 3 MHz, 5 MHz, 10 MHz, 15 MHz, 20 MHz
	LTE Band 71	5 MHz, 10 MHz, 15 MHz, 20 MHz
	NR Band n2 (PCS)	5 MHz, 10 MHz, 15 MHz, 20 MHz
	NR Band n5 (Cell)	5 MHz, 10 MHz, 15 MHz, 20 MHz
	NR Band n25	5 MHz, 10 MHz, 15 MHz, 20 MHz
	NR Band n41	10 MHz, 15 MHz, 20 MHz, 30 MHz, 40 MHz, 50 MHz, 60 MHz, 80 MHz, 90 MHz, 100 MHz
NR Band n66(AWS)	5 MHz, 10 MHz, 15 MHz, 20 MHz, 25 MHz, 30 MHz, 40 MHz	
NR Band n71	5 MHz, 10 MHz, 15 MHz, 20 MHz	
NR Band n77	10 MHz, 15 MHz, 20 MHz, 40 MHz, 50 MHz, 60 MHz, 70 MHz, 80 MHz, 90 MHz, 100 MHz	

Ch. No.& Freq.(MHz)	Low	Mid	High	
LTE Band 2 (PCS)	1.4 MHz	1 850.7 (18607)	1 880.0 (18900)	1 909.3 (19193)
	3 MHz	1 851.5 (18615)	1 880.0 (18900)	1 908.5 (19185)
	5 MHz	1 852.5 (18625)	1 880.0 (18900)	1 907.5 (19175)
	10 MHz	1 855.0 (18650)	1 880.0 (18900)	1 905.0 (19150)
	15 MHz	1 857.5 (18675)	1 880.0 (18900)	1 902.5 (19125)
	20 MHz	1 860.0 (18700)	1 880.0 (18900)	1 900.0 (19100)
LTE Band 4 (AWS)	1.4 MHz	1 710.7 (19957)	1 732.5 (20175)	1 754.3 (20393)
	3 MHz	1 711.5 (19965)	1 732.5 (20175)	1 753.5 (20385)
	5 MHz	1 712.5 (19975)	1 732.5 (20175)	1 752.5 (20375)
	10 MHz	1 715.0 (20000)	1 732.5 (20175)	1 750.0 (20350)
	15 MHz	1 717.5 (20025)	1 732.5 (20175)	1 747.5 (20325)
	20 MHz	1 720.0 (20050)	1 732.5 (20175)	1 745.0 (20300)
LTE Band 5 (Cell)	1.4 MHz	824.7 (20407)	836.5 (20525)	848.3 (20643)
	3 MHz	825.5 (20415)	836.5 (20525)	847.5 (20635)
	5 MHz	826.5 (20425)	836.5 (20525)	846.5 (20625)
	10 MHz	829.0 (20450)	836.5 (20525)	844.0 (20600)
LTE Band 7	5 MHz	2502.5 (20775)	2535 (21100)	2567.5 (21425)
	10 MHz	2505 (20800)	2535 (21100)	2565 (21400)
	15 MHz	2507.5 (20825)	2535 (21100)	2562.5 (21375)
	20 MHz	2510 (20850)	2535 (21100)	2560 (21350)
LTE Band 12	1.4 MHz	699.7 (23017)	707.5 (23095)	715.3 (23173)
	3 MHz	700.5 (23025)	707.5 (23095)	714.5 (23165)
	5 MHz	701.5 (23035)	707.5 (23095)	713.5 (23155)
	10 MHz	704.0 (23060)	707.5 (23095)	711.0 (23130)
LTE Band 13	5 MHz	779.5 (23205)	782 (23230)	784.5 (23255)
	10 MHz		782 (23230)	
LTE Band 14	5 MHz	790.5 (23305)	793 (23330)	795.5 (23355)
	10 MHz		793 (23330)	
LTE Band 25(PCS)	1.4 MHz	1 850.7 (26047)	1 882.5 (26365)	1 914.3 (26683)
	3 MHz	1 851.5 (26055)	1 882.5 (26365)	1 913.5 (26675)
	5 MHz	1 852.5 (26065)	1 882.5 (26365)	1 912.5 (26665)
	10 MHz	1 855 (26090)	1 882.5 (26365)	1 910 (26640)
	15 MHz	1 857.5 (26115)	1 882.5 (26365)	1 907.5 (26615)
	20 MHz	1 860 (26140)	1 882.5 (26365)	1 905 (26590)
LTE Band 26 (Cell)	1.4 MHz	814.7 (26697)	831.5 (26865)	848.3 (27033)
	3 MHz	815.5 (26705)	831.5 (26865)	847.5 (27025)
	5 MHz	816.5 (26715)	831.5 (26865)	846.5 (27015)
	10 MHz	819.0 (26740)	831.5 (26865)	844.0 (26990)
	15 MHz	821.5 (26765)	831.5 (26865)	841.5 (26965)
LTE Band 30	5 MHz	2 307.5 (27685)	2 310 (27710)	2 312.5 (27735)
	10 MHz		2 310 (27710)	
LTE TDD Band 38	5 MHz	2572.5 (37775)	2 595 (38000)	2617.5 (38225)
	10 MHz	2575 (37800)	2 595 (38000)	2615 (38200)
	15 MHz	2577.5 (37825)	2 595 (38000)	2612.5 (38175)
	20 MHz	2580 (37850)	2 595 (38000)	2610 (38150)
LTE TDD Band 40	5 MHz	2 302.5 (38675)	2 350 (39150)	2 397.5 (39625)
	10 MHz	2 305 (38700)	2 350 (39150)	2 395 (39600)

Ch. No.& Freq.(MHz)	Low		Mid		High	
LTE Band 66 (AWS)	1.4 MHz	1 710.7 (131979)	1 745 (132322)		1 779.3 (132665)	
	3 MHz	1 711.5 (131987)	1 745 (132322)		1 778.5 (132657)	
	5 MHz	1 712.5 (131997)	1 745 (132322)		1 777.5 (132647)	
	10 MHz	1 715.0 (132022)	1 745 (132322)		1 775.0 (132622)	
	15 MHz	1 717.5 (132047)	1 745 (132322)		1 772.5 (132597)	
	20 MHz	1 720.0 (132072)	1 745 (132322)		1 770.0 (132572)	
LTE Band 71	5 MHz	665.5 (133147)	680.5 (133297)		695.5 (133447)	
	10 MHz	668 (133172)	680.5 (133297)		693 (133422)	
	15 MHz	670.5 (133197)	680.5 (133297)		690.5 (133397)	
	20 MHz	673 (133222)	680.5 (133297)		688 (133372)	
LTE TDD Band 41	5 MHz	2498.5(39675)	2545.8(40148)	2593.0(40620)	2640.3(41093)	2687.5(41565)
	10 MHz	2501.0(39700)	2547.0(40160)	2593.0(40620)	2639.0(41080)	2685.0(41540)
	15 MHz	2503.5(39725)	2548.3(41073)	2593.0(40620)	2637.8(41068)	2682.5(41515)
	20 MHz	2506.0(39750)	2549.5(40185)	2593.0(40620)	2636.5(41055)	2680.0(41490)
LTE TDD Band 48	5 MHz	3 552.5(55265)	3 600.8(55748)	3 649.2(56232)	3 697.5(56715)	
	10 MHz	3 555(55290)	3 601.7(55757)	3 648.3(56223)	3 695(56690)	
	15 MHz	3 557.5(55315)	3 602.5(55765)	3 647.5(56215)	3 692.5(56665)	
	20 MHz	3 560(55340)	3 603.3(55773)	3 646.7(56207)	3 690(56640)	
UE Category	LTE Rel.15, DL: Category 13, UL: Category 13					
HPUE Power Class	LTE TDD 41 Power Class 3 :(Duty: 63.3%) Power Class 2 : (Duty:43.3%)					
Modulations Supported in UL	QPSK, 16QAM, 64QAM					
LTE MPR Permanently implemented per 3GPP TS 36.101 section 6.2.3	Yes					
A-MPR disabled for SAR Testing.	Yes					
LTE Carrier Aggregation	This device supports Inter-band & Intra-band DL-link Carrier aggregations and intra-band UL-link Carrier aggregations Detailed information of Down-Link CA are included in the Appendix.I					
LTE Release information	This device does not support full CA features on 3GPP Release 15. It supports carrieraggregation, downlink MIMO. All other uplink communications are identical to te release 8 specifications. The following LTE Release 15 Features are not supported: Relay, Hetnet, Enhanced eICI, MDH, cross-carrier Scheduling, Enhanced SC-FDMA.					

Ch. No.& Freq.(MHz)		Low / Low-Mid	Mid	Mid-High / High
NR Band n2 (PCS)	5 MHz	1852.5 (370500)	1880 (376000)	1907.5 (381500)
	10 MHz	1855 (371000)	1880 (376000)	1905 (381000)
	15 MHz	1857.5 (371500)	1880 (376000)	1902.5 (380500)
	20 MHz	1860 (372000)	1880 (376000)	1900 (380000)
NR Band n5 (Cell)	5 MHz	826.5 (165300)	836.5 (167300)	846.5 (169300)
	10 MHz	829 (165800)	836.5 (167300)	844 (168800)
	15 MHz	831.5 (166300)	836.5 (167300)	841.5 (168300)
	20 MHz	834 (166800)	836.5 (167300)	839 (167800)
NR Band n25	5 MHz	1852.5(370500)	1882.5(376500)	1912.5(382500)
	10 MHz	1855(371000)	1882.5(376500)	1910(382000)
	15 MHz	1857.5(371500)	1882.5(376500)	1907.5(381500)
	20 MHz	1860(372000)	1882.5(376500)	1905(381000)
NR Band n71	5 MHz	665.5 (133100)	680.5 (136100)	695.5 (139100)
	10 MHz	668 (133600)	680.5 (136100)	693 (138600)
	15 MHz	670.5 (134100)	680.5 (136100)	690.5 (138100)
	20 MHz	673 (134600)	680.5 (136100)	688 (137600)
NR Band n66(AWS)	5 MHz	1712.5 (342500)	1745 (349000)	1777.5 (355500)
	10 MHz	1715 (343000)	1745 (349000)	1775 (355000)
	15 MHz	1717.5 (343500)	1745 (349000)	1772.5 (354500)
	20 MHz	1720 (344000)	1745 (349000)	1770 (354000)
	25 MHz	1722.5 (344500)	1745 (349000)	1767.5 (353500)
	30 MHz		1745 (349000)	
	40 MHz		1745 (349000)	

Ch. No.& Freq.(MHz)	Low / Low-Mid		Mid		Mid-High / High		
NR Band n41	10 MHz	2501.01 (500202)	2547 (509400)	2592.99 (518598)	2639.01 (527802)	2685 (53700)	
	15 MHz	2503.5 (500700)	2548.32 (509664)	2592.99 (518598)	2637.81 (527562)	2682.48 (536496)	
	20 MHz	2506.02 (501204)	2549.49 (509898)	2592.99 (518598)	2636.49 (527298)	2679.99 (535998)	
	30 MHz	2511 (502200)	2552.01 (510402)	2592.99 (518598)	2634 (526800)	2674.98 (534996)	
	40 MHz	2516.01 (503202)	2567.34 (513468)		2618.67 (523734)	2670 (534000)	
	50 MHz	2521.02 (504204)		2592.99 (518598)		2664.99 (532998)	
	60 MHz	2526 (505200)		2592.99 (518598)		2659.98 (531996)	
	80 MHz	2536.02 (507204)				2649.99 (529998)	
	90 MHz	2541 (508200)				2644.98 (528996)	
	100 MHz			2592.99 (518598)			
NR Band n77	10 MHz	3705 (647000)	3759 (650600)	3813 (654200)	3867 (657800)	3921 (661400)	3975 (665000)
	15 MHz	3707.52 (647168)	3760.5 (650700)	3813.49(654232)	3866.5 (657766)	3919.5 (661300)	3972.49 (664832)
	20 MHz	3710.01 (647334)	3762 (650800)	3813.99(654266)	3866.01 (657734)	3918 (661200)	3969.99 (664666)
	40 MHz	3720 (648000)	3768 (651200)	3816 (654400)	3864 (657600)	3912 (660800)	3960 (664000)
	50 MHz	3725.01(648334)	3782.49 (652166)	3840 (656000)		3897.51(659834)	3954.99(663666)
	60 MHz	3730.02 (648668)	3803.34(653556)			3876.66 (658444)	3949.98 (663332)
	70 MHz	3735 (649000)	3804.99(654336)			3875.01(658334)	3945(663000)
	80 MHz	3740.01(649334)		3840 (656000)		3939.99 (662666)	
	90 MHz	3745.02 (649668)		3840 (656000)		3934.98(662332)	
	100 MHz	3750 (650000)		3840 (656000)		3930 (662000)	
NR Band n77 (Low)	10 MHz	3455.01 (630334)		3500.01 (633334)		3544.99 (636322)	
	15 MHz	3457.5 (630500)		3500.01 (633334)		3542.5 (636166)	
	20 MHz	3459.99 (630666)		3500.01 (633334)		3540 (636000)	
	40 MHz	3470.01 (631334)		3500.01 (633334)		3530.01 (635334)	
	50 MHz	3474.99 (631666)				3525 (635000)	
	60 MHz			3500.01 (633334)			
	70 MHz			3500.01 (633334)			
	80 MHz			3500.01 (633334)			
	90 MHz			3500.01 (633334)			
	100 MHz			3500.01 (633334)			

Item.	Description
NR Band n2/n5/n25/n66/n71 SCS	15 kHz
NR Band n41/n77 SCS	30 kHz
3GPP Rel.	Rel.15
A-MPR disabled for SAR Testing.	Yes
5G NR UL/DL FR1	CP-OFDM: QPSK, 16QAM, 64QAM, 256QAM DFT-s-OFDM: $\pi/2$ -BPSK(UL Only), QPSK, 16QAM, 64QAM, 256QAM
Non-Standalone & StandAlone are supported. More detailed specifications of the 5G NR bands are contained in the Technical description document.	
EN-C Carrier Aggregation Possible Combinations	The technical description includes all the possible carrier aggregation combinations
LTE Anchor Bands for NR Bands n77	LTE B2/B5/B7/B12/B14/B30/B66
LTE 30 Anchor Bands for NR Band n5	LTE B2/B7/B30/B48/B66
LTE Anchor Bands for NR Band n41	LTE B2/B4/B12/B25/B66
LTE Anchor Bands for NR Band n71	LTE B2/B7/B66
LTE Anchor Bands for NR Band n2(n25)	LTE B5/B12/B13/B14/B48
LTE Anchor Bands for NR Band n 66	LTE B5/B12/B13/B14/B48/B71

4.5 DUT Antenna Locations

The overall dimensions of this device are > 9 X 5 cm. A diagram showing device antenna can be found in SAR_setup_photos. Since the diagonal dimension of this device is > 160 mm and < 200 mm, it is considered a “phablet”.

This model allows users to exchange data or media files with other Bluetooth enabled devices using Bluetooth, which means they can connect to other Bluetooth enabled devices via Bluetooth tethering. Therefore, SAR test was performed for additional simultaneous transmissions.

Head and Bluetooth Tethering SAR were evaluated for BT BR tethering applications.

Mode	Antenna	Rear	Front	Left	Right	Bottom	Top
GSM/GPRS/EDGE 850	MainAnt.#1	Yes	Yes	Yes	Yes	Yes	No
GSM/GPRS/EDGE 1900	MainAnt.#2	Yes	Yes	Yes	No	Yes	No
UMTS Band 5	MainAnt.#1	Yes	Yes	Yes	Yes	Yes	No
UMTS Band 4	MainAnt.#2	Yes	Yes	Yes	No	Yes	No
UMTS Band 2	MainAnt.#2	Yes	Yes	Yes	No	Yes	No
LTE Band 2 (PCS)	MainAnt.#2	Yes	Yes	Yes	No	Yes	No
LTE Band 4 (AWS)	MainAnt.#2	Yes	Yes	Yes	No	Yes	No
LTE Band 5 (Cell)	MainAnt.#1	Yes	Yes	Yes	Yes	Yes	No
LTE Band 7	MainAnt.#2	Yes	Yes	Yes	No	Yes	No
LTE Band 12	MainAnt.#1	Yes	Yes	Yes	Yes	Yes	No
LTE Band 13	MainAnt.#1	Yes	Yes	Yes	Yes	Yes	No
LTE Band 14	MainAnt.#1	Yes	Yes	Yes	Yes	Yes	No
LTE Band 25	MainAnt.#2	Yes	Yes	Yes	No	Yes	No
LTE Band 26	MainAnt.#1	Yes	Yes	Yes	Yes	Yes	No
LTE Band 30	MainAnt.#2	Yes	Yes	Yes	No	Yes	No
LTE TDD Band 38	MainAnt.#2	Yes	Yes	Yes	No	Yes	No
LTE TDD Band 40	MainAnt.#2	Yes	Yes	Yes	No	Yes	No
LTE TDD Band 41	MainAnt.#2	Yes	Yes	Yes	No	Yes	No
LTE TDD Band 48	MainAnt.#3	Yes	Yes	Yes	No	No	Yes
LTE Band 66 (AWS)	MainAnt.#2	Yes	Yes	Yes	No	Yes	No
LTE Band 71	MainAnt.#1	Yes	Yes	Yes	Yes	Yes	No
NR Band n2	MainAnt.#2	Yes	Yes	Yes	No	Yes	No
NR Band n5	MainAnt.#1	Yes	Yes	Yes	Yes	Yes	No
NR Band n25	MainAnt.#2	Yes	Yes	Yes	No	Yes	No
NR Band n41 (PC3)	MainAnt.#2	Yes	Yes	Yes	No	Yes	No
NR Band n41 (PC2)	MainAnt.#2	Yes	Yes	Yes	No	Yes	No
NR Band n66	MainAnt.#2	Yes	Yes	Yes	No	Yes	No
NR Band n71	MainAnt.#1	Yes	Yes	Yes	Yes	Yes	No
NR Band n77	MainAnt.#3	Yes	Yes	Yes	No	No	Yes
2.4 GHz WLAN	WiFi/BT	Yes	Yes	Yes	No	No	Yes
5 GHz WLAN	WiFi/BT	Yes	Yes	Yes	No	No	Yes
Bluetooth	WiFi/BT	Yes	Yes	Yes	No	No	Yes

Particular EUT edges were not required to be evaluated for Bluetooth Tethering and Hotspot SAR if the edges were > 25 mm from the transmitting antenna according to FCC KDB 941225 D06v02r01 on page 2.

The distance between the transmit antennas and the edges of the device are included in the filing.

- Note: All test configurations are based on front view position.

4.6 Near Field Communications (NFC) Antenna

This EUT has NFC operations. The NFC antenna is integrated into the device for this model. Therefore, all SAR tests were performed with the device which already incorporates the NFC antenna. A diagram showing the location of the NFC antenna can be found in SAR _ Setup_ photos.

4.7 SAR Summation Scenario

According to FCC KDB 447498 D01v06, transmitters are considered to be transmitting simultaneously when there is overlapping transmission, with the exception of transmissions during network hand-offs with maximum hand-off duration less than 30 seconds. Possible transmission paths for the EUT are shown below paths and are mode in same rectangle to indicate communication modes which share the same path. Modes which share the same transmission path cannot transmit simultaneously with one another.

This device contains multiple transmitters that may operate simultaneously, and therefore requires a simultaneous transmission analysis according to FCC KDB 447498 D01v06.

Simultaneous Transmission Scenarios				
Applicable Combination	Head	Body-Worn	Hotspot	Extremity
GSM Voice + 2.4 GHz WiFi	Yes	Yes	N/A	Yes
GSM Voice + 5 GHz WiFi	Yes	Yes	N/A	Yes
GSM Voice + Bluetooth	Yes^	Yes	N/A	Yes
GSM Voice + 5 GHz WiFi + Bluetooth	Yes^	Yes	N/A	Yes
GSMGPRS/EDGE + 2.4 GHz WiFi	Yes*	Yes	Yes	Yes
GSMGPRS/EDGE + 5 GHz WiFi	Yes*	Yes	Yes	Yes
GSMGPRS/EDGE + Bluetooth	Yes*^	Yes	Yes^	Yes
GSMGPRS/EDGE + 5 GHz WiFi + Bluetooth	Yes*^	Yes	Yes^	Yes
UMTS + 2.4 GHz WiFi	Yes	Yes	Yes	Yes
UMTS + 5 GHz WiFi	Yes	Yes	Yes	Yes
UMTS + Bluetooth	Yes^	Yes	Yes^	Yes
UMTS + 5 GHz WiFi + Bluetooth	Yes^	Yes	Yes^	Yes
LTE + 2.4 GHz WiFi	Yes*	Yes	Yes	Yes
LTE + 5 GHz WiFi	Yes*	Yes	Yes	Yes
LTE+ Bluetooth	Yes^	Yes	Yes^	Yes
LTE + 5 GHz WiFi + Bluetooth	Yes^	Yes	Yes^	Yes
LTE+ 5G NR	Yes	Yes	N/A	Yes
LTE+ 5G NR + 2.4 GHz WiFi	Yes*	Yes	Yes	Yes
LTE+ 5G NR + 5 GHz WiFi	Yes*	Yes	Yes	Yes
LTE+ 5G NR+ Bluetooth	Yes^	Yes	Yes^	Yes
LTE+ 5G NR + 5 GHz WiFi + Bluetooth	Yes^	Yes	Yes^	Yes
5G NR + 2.4 GHz WiFi	Yes*	Yes	Yes	Yes
5G NR + 5 GHz WiFi	Yes*	Yes	Yes	Yes
5G NR+ Bluetooth	Yes*^	Yes	Yes^	Yes
5G NR + 5 GHz WiFi + Bluetooth	Yes*^	Yes	Yes^	Yes

Note:

- Bluetooth cannot transmit simultaneously with 2.4GHz WLAN.
- 5GHz WLAN can transmit simultaneously with Bluetooth
- UMTS +WLAN scenario also represents the UMTS Voice/DATA + WLAN hotspot scenario.
- VoIP is supported in GPRS/EDGE and EVDO RevA.
- The highest reported SAR for each exposure condition is used for SAR summation purpose.
- Wi-Fi Hotspot is supported for 2.4 GHz/ UNII-3 of 5 GHz WLAN.
- Per the manufacture, WIFI Direct is not expected to be used in conjunction with a held to ear or body-worn accessory voice call. Therefore, there are no simultaneous transmission scenarios involving WIFI direct beyond that listed in the above table
- This device supports Bluetooth tethering. ^ BluetoothTetheringis considered.

9. * Pre-installed VOIP applications are considered.
10. This device supports VoLTE/ VoWiFi.
11. LTE + 5G NR FR1 Scenarios are LTE Anchor Bands, LTE Band 2/4/5/7/12/13/14/30/48/66/71.
12. NR implementation supports SA and NAS mode. SAR test for NR bands and LTE Anchors bands were performed separately due to limitations in SAR Probe calibration factors. In EN-DC mode, NR operates with the LTE bands shown in the NR FR1 checklist acting as anchor band

4.8 SAR Test Considerations

4.8.1 WiFi

Since wireless router operations are not allowed by the chipset firmware using U-NII-1, U-NII-2A & U-NII-2C WiFi, WiFi Hotspot SAR test and combinations are considered only 2.4 GHz and U-NII-3 for SAR with respected to wireless router configurations according to FCC KDB 941225 D06v02r01.

Since U-NII-1 and U-NII-2A bands have the same maximum output power and the highest reported SAR for U-NII-2A is less than 1.2 W/kg for 1g SAR and is less than 3.0 W/kg for 10g SAR, SAR is not required for U-NII-1 band according to FCC KDB 248227D01v02r02.

This device supports IEEE 802.11 ac with the following features:

- a) Up to 80 MHz Bandwidth only
- b) No aggregate channel configurations
- c) 1Tx Antenna output
- d) 256 QAM is supported
- e) TDWR and Band gap channels are supported.
- f) Straddle channels are supported.

Per FCC KDB Publication 648474 D04v01r03, this device is considered a "phablet" since the diagonal dimension is greater than 160mm and less than 200mm. Phablet SAR tests are required when wireless router mode does not apply or if wireless router 1g SAR > 1.2 W/kg. Because wireless router operations are not supported for U-NII-1, U-NII-2A & U-NII-2C WLAN, phablet SAR tests were performed. Phablet SAR was not evaluated for 2.4 GHz WIFI, 2.4 GHz Bluetooth, and U-NII-3 WLAN operations since wireless router 1g SAR was < 1.2 W/kg.

4.8.2 Licensed Transmitter(s)

GSM/GPRS/EDGE DTM is not supported for US bands. Therefore, the GSM Voice modes in this report do not transmit simultaneously with GPRS/EDGE Data.

LTE SAR for the higher modulations and lower bandwidths were not tested since the maximum average output power of all required channels and configurations was not more than 0.5 dB higher than the highest bandwidth; and the reported LTE SAR for the highest bandwidth was less than 1.45 W/kg for all configurations according to FCC KDB 941225 D05v02r05.

Per FCC KDB 648474 D04v01r03, this device is considered a “Phablet” since the diagonal dimension is greater than 160 mm and less than 200 mm. Therefore, extremity SAR tests are required when wireless router mode does not apply or if wireless router 1g SAR >1.2 W/kg. When hotspot mode applies, 10g SAR required only for the surfaces and edges with hotspot mode scaled to the maximum output power (including tolerance) is 1g SAR > 1.2 W/kg.

This Device supports 64QAM on the uplink for LTE Operations. Conducted powers for 64QAM uplink configurations were measured per section 5.1 of FCC KDB 941225 D05v02r05. SAR was not required for 64QAM since the highest maximum output power for 64QAM is ≤ 0.5 dB higher than the same configuration in QPSK and the reported SAR for QPSK configuration is ≤ 1.45 W/Kg, per section 5.2.4 for FCC KDB941225 D05v02r05.

This device support both Power class 2(PC2) and Power Class 3 (PC3) for LTE band 41. Per May 2017 TCB workshop Notes, SAR test were performed with Power Class 3(given the specific UL/DL Limitations for Power Class 2). Additionally, SAR testing for the power class condition was evaluated for the highest configuration in Power class 3 for each test configuration to confirm the results were scalable linearly.

This device supports LTE/NR capabilities with overlapping transmission frequency ranges. When the supported frequency range of LTE/NR Band falls completely within an LTE/NR Band with a larger transmission frequency range, both LTE/NR bands have the same target power or the band with the larger transmission frequency range has a higher target power and both LTE/NR bands share the same transmission path and signal characteristics, SAR was only tested for the band with the larger transmission frequency range.

This device supports LTE Carrier Aggregation (CA) in the downlink. All uplink communications are identical to Release 8 specifications. Per FCC KDB publication 941225 D05A v01r02, SAR for LTE DL CA operations was not needed since the maximum average output power in LTE CA mode was not >0.25 dB higher than the maximum output power when downlink carrier aggregation was inactive.

LTE Band 2 (1 850.7 MHz ~ 1 909.3 MHz) is covered by LTE Band 25 (1 850.7 MHz~ 1 914.3 MHz) each both LTE bands have the same target powers

LTE Band 4 (1 710.7 MHz ~ 1 754.3 MHz) is covered by LTE Band 66 (1 710.7 MHz ~ 1 779.3 MHz) each both LTE bands have the same target powers

LTE Band 5 (824.7 MHz~ 848.3 MHz) is covered by LTE Band 26(814.7 MHz ~848.3 MHz) each both LTE bands have the same target powers

Since LTE band 41 has the higher target power and wider frequency band than LTE band 38, LTE band 38 (2 572.5MHz ~ 2 617.5MHz) is covered by LTE band 41 (2 498.5MHz ~ 2 687.5MHz).

NR Band n2 (1 852.5 MHz~ 1 907.5 MHz) is covered by NR Band n25 (1852.5 MHz ~ 1912.5 MHz) each both NR Bands have the same target powers.

This device supports LTE Carrier Aggregation(CA) in Uplink for LTE 41 with two component carriers in the uplink. SAR measurements and conducted powers were evaluated per Fall 2017 TCBC Workshop notes (LTE Carrier aggregation).

Because the maximum output for UL CA of LTE 41 is \leq standalone LTE mode (without CA), SAR for LTE B41 Up link CA was performed at the highest standalone SAR configuration without CA and also UL CA SAR is not required for all required test channels, Because the reported SAR for UL CA configuration is > 1.2 W/kg, .

NR implementation supports SA and NAS mode. SAR test for NR bands and LTE Anchors bands were performed separately due to limitations in SAR Probe calibration factors. In EN-DC mode, NR operates with the LTE bands shown in the NR FR1 checklist acting as anchor band

This device is only capable of QPSK HSUPA in the uplink. Therefore, no additional SAR tests are required beyond that described for devices with HSUPA in KDB 941225 D01v03r01.

Per FCC KDB 941225 D01v03r01, 12.2 kbps RMC is the primary mode and HSPA (HSUPA/HSDPA with RMC) is the secondary mode.

Per FCC KDB 941225 D01v03r01, The SAR test exclusion is applied to the secondary mode by the following equation.

$$\text{Adjusted SAR} = \text{Highest Reported SAR} \times \frac{\text{Secondary Max tune-up (mW)}}{\text{Primary Max tune-up (mW)}} \leq 1.2 \text{ W/kg.}$$

Based on the highest Reported SAR, the secondary mode is not required.

Per FCC KDB 690783 1 D01 SAR Listings on Grants v01r03 and KDB 447498 D01 General RF Exposure Guidance v06 The SAR numbers listed must be consistent with the highest reported test results required by the published RF exposure KDB procedures. When the measured SAR is not at the maximum tune-up tolerance limit or maximum output power allowed for production units, the measured results are scaled to the maximum conditions to determine compliance; the scaled results are referred to as the reported SAR.

$$\text{The Reported SAR} = \text{The Measured SAR} \times \frac{\text{Maximum tune-up (mW)}}{\text{Measured Conducted Power(mW)}}$$

The Reported SAR for WLAN and Bluetooth

$$\text{The Reported SAR} = \text{The Measured SAR} \times \frac{\text{Maximum tune-up (mW)}}{\text{Measured Conducted Power(mW)}} \times \text{Duty factor}$$

5. Introduction

The FCC has adopted the guidelines for evaluating the environmental effects of radio frequency radiation in ET Docket 93-62 on Aug. 6, 1996 to protect the public and workers from the potential hazards of RF emissions due to FCC-regulated portable devices.

The safety limits used for the environmental evaluation measurements are based on the criteria published by the American National Standards Institute (ANSI) for localized specific absorption rate (SAR) in IEEE/ANSI C95.1-1992 Standard for Safety Levels with Respect to Human Exposure to Radio Frequency Electromagnetic Fields, 3 kHz to 300 GHz. 1992 by the Institute of Electrical and Electronics Engineers, Inc., New York 10017. The measurement procedure described in IEEE/ANSI C95.3-1992 Recommended Practice for the Measurement of Potentially Hazardous Electromagnetic Fields - RF and Microwave is used for guidance in measuring SAR due to the RF radiation exposure from the Equipment Under Test (EUT). These criteria for SAR evaluation are similar to those recommended by the National Council on Radiation Protection and Measurements (NCRP) in Biological Effects and Exposure Criteria for Radio Frequency Electromagnetic Fields," NCRP Report No. 86 NCRP, 1986, Bethesda, MD 20814. SAR is a measure of the rate of energy absorption due to exposure to an RF transmitting source. SAR values have been related to threshold levels for potential biological hazards.

SAR Definition

Specific Absorption Rate (SAR) is defined as the time derivative of the incremental electromagnetic energy (dW) absorbed by (dissipated in) an incremental mass (dm) contained in a volume element (dV) of a given density (r). It is also defined as the rate of RF energy absorption per unit mass at a point in an absorbing body.

$$SAR = \frac{d}{dt} \left(\frac{dU}{dm} \right)$$

Figure 1. SAR Mathematical Equation
SAR is expressed in units of Watts per Kilogram (W/kg)

Where:

- = conductivity of the tissue-simulant material (S/m)
- = mass density of the tissue-simulant material (kg/m³)
- = Total RMS electric field strength (V/m)

NOTE: The primary factors that control rate of energy absorption were found to be the wavelength of the incident field in relations to the dimensions and geometry of the irradiated organism, the orientation of the organism in relation to the polarity of field vectors, the presence of reflecting surfaces, and whether conductive contact is made by the organism with a ground plane.

6. Description of test equipment

6.1 SAR MEASUREMENT SETUP

These measurements are performed using the DASY4 automated dosimetric assessment system. It is made by Schmid & Partner Engineering AG (SPEAG) in Zurich, Switzerland. It consists of high precision robotics system (Staubli), robot controller, Pentium III computer, near-field probe, probe alignment sensor, and the generic twin phantom containing the brain equivalent material. The robot is a six-axis industrial robot performing precise movements to position the probe to the location (points) of maximum electromagnetic field (EMF) (see Figure.2).

A cell controller system contains the power supply, robot controller, teach pendant (Joystick), and remote control, is used to drive the robot motors. The PC with Windows XP or Windows 7 is working with SAR Measurement system DASY4 & DASY5, A/D interface card, monitor, mouse, and keyboard. The Staubli Robot is connected to the cell controller to allow software manipulation of the robot. A data acquisition electronic (DAE) circuit performs the signal amplification, signal multiplexing, AD-conversion, offset measurements, mechanical surface detection, collision detection, etc. is connected to the Electro-optical coupler (EOC). The EOC performs the conversion from the optical into digital electric signal of the DAE and transfers data to the PC plug-in card.

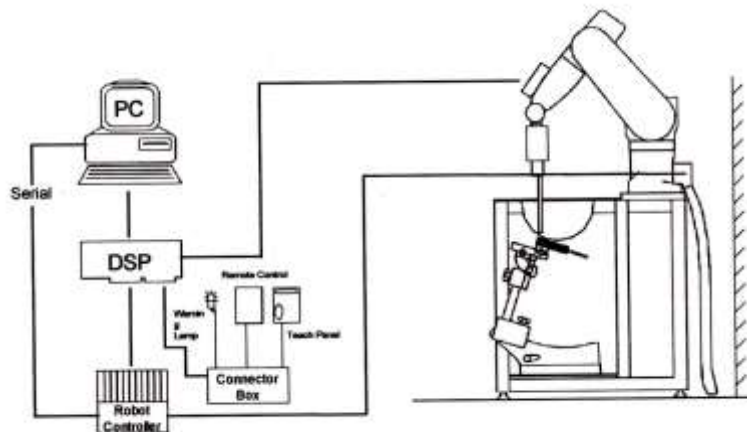


Figure 2. HCT SAR Lab. Test Measurement Set-up

The DAE consists of a highly sensitive electrometer-grade preamplifier with auto-zeroing, a channel and gain-switching multiplexer, a fast 16 bit AD-converter and a command decoder and control logic unit. Transmission to the PC-card is accomplished through an optical downlink for data and status information and an optical uplink for commands and clock lines. The mechanical probe mounting device includes two different sensor systems for frontal and sidewise probe contacts. They are also used for mechanical surface detection and probe collision detection. The robot uses its own DSP controller with a built in VME-bus computer. The system is described in detail in.

7. SAR Measurement Procedure

The evaluation was performed using the following procedure compliant to FCC KDB Publication 865664 D01v01r04 and IEEE 1528-2013.

1. The SAR distribution at the exposed side of the head or body was measured at a distance no more than 5.0 mm from the inner surface of the shell. The area covered the entire dimension of the DUT's head and body area and the horizontal grid resolution was depending on the FCC KDB 865664 D01v01r04 table 4-1 & IEEE 1528-2013.
2. Based on step, the area of the maximum absorption was determined by sophisticated interpolations routines implemented in DASY software. When an Area Scan has measured all reachable point. DASY system computes the field maximal found in the scanned are, within a range of the maximum. SAR at this fixed point was measured and used as a reference value.
3. Around this point, a volume was assessed according to the measurement resolution and volume size requirements of FCC KDB 865664 D01v01r04 table 4-1 and IEEE 1528-2013. On the basis of this data set, the spatial peak SAR value was evaluated with the following procedure (reference from the DASY manual.)
 - a. The data at the surface were extrapolated, since the center of the dipoles is no more than 2.7 mm away from the tip of the probe (it is different from the probe type) and the distance between the surface and the lowest measuring point is 1.2 mm. The extrapolation was based on a least square algorithm. A polynomial of the fourth order was calculated through the points in z-axes. This polynomial was then used to evaluate the points between the surface and the probe tip.
 - b. The maximum interpolated value was searched with a straight-forward algorithm. Around this maximum the SAR values averaged over the spatial volumes (1 g or 10 g) were computed using the 3D-Spline interpolation algorithm. The 3D-spline is composed of three one-dimensional splines with the "Not a knot" condition (in x, y, and z directions. The volume was integrated with the trapezoidal algorithm. One thousand points (10 x 10 x 10) were interpolated to calculate the average.
 - c. All neighboring volumes were evaluated until no neighboring volume with a higher average value was found.
4. The SAR reference value, at the same location as step 2, was re-measured after the zoom scan. If the value changed by more than 5 %, the SAR evaluation and drift measurements were repeated.

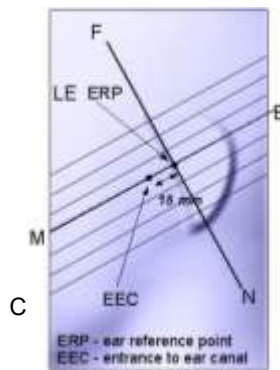
Area scan and zoom scan resolution setting follow KDB 865664 D01v01r04 quoted below.

		≤ 3 GHz	> 3 GHz	
Maximum distance from closest measurement point (geometric center of probe sensors) to phantom surface		5±1 mm	$\delta \cdot \ln(2) \pm 0.5$ mm	
Maximum probe angle from probe axis to phantom surface normal at the measurement location		30°±1°	20°±1°	
Maximum area scan Spatial resolution: $\Delta x_{Area}, \Delta y_{Area}$		≤ 2 GHz: ≤15 mm 2-3 GHz: ≤12 mm	3-4 GHz: ≤12 mm 4-6 GHz: ≤10 mm	
		When the x or y dimension of the test device, in the measurement plane orientation, is smaller than the above, the measurement resolution must be ≤ the corresponding x or y dimension of the test device with at least one measurement point on the test device.		
Maximum zoom scan Spatial resolution: $\Delta x_{zoom}, \Delta y_{zoom}$		≤ 2 GHz: ≤8mm 2-3 GHz: ≤5mm*	3-4 GHz: ≤5 mm* 4-6 GHz: ≤4 mm*	
Maximum zoom scan Spatial resolution normal to phantom surface	uniform grid: $\Delta z_{zoom}(n)$	≤ 5 mm	3-4 GHz: ≤4 mm 4-5 GHz: ≤3 mm 5-6 GHz: ≤2 mm	
	graded grid	$\Delta z_{zoom}(1)$: between 1 st two Points closest to phantom surface	≤ 4 mm	3-4 GHz: ≤3 mm 4-5 GHz: ≤2.5 mm 5-6 GHz: ≤2 mm
		$\Delta z_{zoom}(n>1)$: between subsequent Points	≤1.5 · $\Delta z_{zoom}(n-1)$	
Minimum zoom scan volume	x, y, z	≥ 30 mm	3-4 GHz: ≥28 mm 4-5 GHz: ≥25 mm 5-6 GHz: ≥22 mm	
Note: δ is the penetration depth of a plane-wave at normal incidence to the tissue medium; see draft standard IEEE P1528-2011 for details. * When zoom scan is required and the reported SAR from the area scan based 1-g SAR estimation procedures of KDB 447498 is ≤ 1.4 W/kg, ≤ 8 mm, ≤ 7 mm and ≤ 5 mm zoom scan resolution may be applied, respectively, for 2 GHz to 3 GHz, 3 GHz to 4 GHz and 4 GHz to 6 GHz.				

8. Description of Test Position

8.1 EAR REFERENCE POINT

Figure 8-2 shows the front, back and side views of the SAM phantom. The center-of-mouth reference point is labeled “M”, the left ear reference point (ERP) is marked “LE”, and the right ERP is marked “RE.” Each ERP is on the B-M (back-mouth) line located 15 mm behind the entrance-to-ear-canal (EEC) point, as shown in Figure 6-1. The Reference Plane is defined as passing through the two ear reference point and point M. The line N-F (Neck-Front), also called the Reference Pivoting Line, is not perpendicular to the reference plane (See Figure 5-1), Line B-M is perpendicular to the N-F line. Both N-F and B-M lines are marked on the external phantom shell to facilitate handset positioning.



8.2 HANDSET REFERENCE POINTS

Two imaginary lines on the handset were established: the vertical centerline and the horizontal line. The device under test was placed in a normal operating position with the acoustic output located along the “vertical centerline” on the front of the device aligned to the “ear reference point”(see Figure 8-3). The acoustic output was then located at the same level as the center of the ear reference point. The device under test was positioned so that the “vertical centerline” was bisecting the front surface of the handset at its top and bottom edges, positioning the “ear reference point” on the outer surface of the both the left and right head phantoms on the ear reference point.



Figure 8-2
Front, back and side views of SAM Twin Phantom

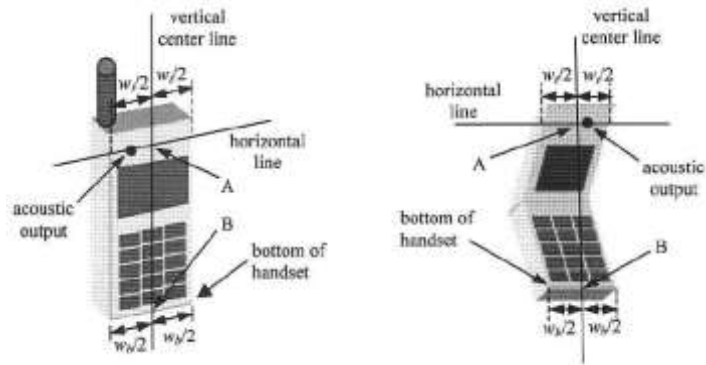


Figure 6-3. Handset vertical and horizontal reference lines

8.3 Device Holder

The device holder is made out of low-loss POM material having the following dielectric parameter; relative permittivity $\epsilon=3$ and loss tangent $\sigma=0.02$.

8.4 Position for cheek

Figure 6.4. shows cheek or touch position. The reference points for the right ear (RE), left ear (LE), and mouth (M), which establish the Reference Plane for handset positioning, are indicated.

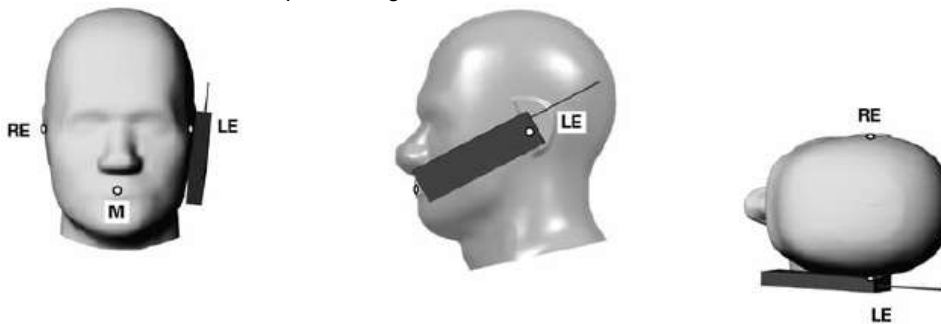


Figure 8.4 Cheek/ Touch position of the wireless device

8.5 Definition of the “tilted” position

Figure 6.5. shows tilted position. Place the device in the cheek position. Then while maintaining the orientation of the device, retract the device parallel to the reference plane far enough away from the phantom to enable a rotation of the device by 15°.



Figure 8.5. Tilt 15° position of the wireless device

8.6 Body-Worn Accessory Configurations

Body-worn operating configurations are tested with the belt-dips and holsters attached to the device and positioned against a flat phantom in a normal use configuration (see Figure 6-6). Per FCC KDB Publication 648474 D04v01r03 Body-worn accessory exposure is typically related to voice mode operations when handsets are carried in Body-worn accessories. The Body-worn accessory procedures in FCC KDB Publication 447498 D01v06 should be used to test for Body-worn accessory SAR compliance, without a headset connected to it.. When the reported SAR for a body- worn accessory, measured without a headset connected to the handset, is > 1.2 W/kg, the highest reported SAR configuration for that wireless mode and frequency band should be repeated for that body-worn accessory with a headset attached to the handset.



Figure 8-6
Sample Body-Worn Diagram

Accessories for Body-worn operation configurations are divided into two categories: those that do not contain metallic components and those that do contain metallic components. When multiple accessories that do not contain metallic components are supplied with the device, the device is tested with only the accessory that dictates the closest spacing to the body. Then multiple accessories that contain metallic components are tested with the device with each accessory. If multiple accessories share an identical metallic component (i.e. the same metallic belt-dip used with different holsters with no other metallic components) only the accessory that dictates the closest spacing to the body is tested.

8.7 Wireless Router Configurations

Some battery-operated handsets have the capability to transmit and receive user data through simultaneous transmission of WIFI simultaneously with a separate licensed transmitter. The FCC has provided guidance in FCC KDB Publication 941225 D06v02r01 where SAR test considerations for handsets (L x W \geq 9cmx5 cm) are based on a composite test separation distance of 10 mm from the front back and edges of the device containing transmitting antennas within 2.5 cm of their edges, determined from general mixed use conditions for this type of devices. Since the hotspot SAR results may overlap with the Body-worn accessory SAR requirements, the more conservative configurations can be considered, thus excluding some Body-worn accessory SAR tests.

When the user enables the personal wireless router functions for the handset actual operations include simultaneous transmission of both the WIFI transmitter and another licensed transmitter. Both transmitters often do not transmit at the same transmitting frequency and thus cannot be evaluated for SAR under actual use conditions due to the limitations of the SAR assessment probes. Therefore, SAR must be evaluated for each frequency transmission and mode separately and spatially summed with the WIFI transmitter according to FCC KDB Publication 447498 D01v06 publication procedures. The Portable Hotspot feature on the handset was NOT activated during SAR assessments, to ensure the SAR measurements were evaluated for a single transmission frequency RF signal at a time.

8.8 Extremity Exposure Configurations

Devices that are designed or intended for use on extremities or mainly operated in extremity only exposure conditions: i.e., hands, wrists, feet and ankles, may require extremity SAR evaluation. When the device also operates in close proximity to the user's body, SAR compliance for the body is also required. The 1-g body and 10-g extremity SAR Exclusion Thresholds found in KDB Publication 447498 D01v06 should be applied to determine SAR test requirements.

For smart phones with a display diagonal dimension > 15.0 cm or an overall diagonal dimension > 16.0 cm that provide similar mobile web access and multimedia support found in mini-tablets or UMPC mini-tablets that support voice calls next to the ear. the phablets procedures outlined in KDB Publication 648474 D04 v01r03 should be applied to evaluate SAR compliance. A device marketed as phablets, regardless of form factors and operating characteristics must be tested as a phablet to determine SAR compliance. In addition to the normally required head and body-worn accessory SAR test procedures required for handsets, the UMPC mini-tablet procedures must also be applied to test the SAR of all surfaces and edges with an antenna \leq 25 mm from that surface or edge, in direct contact with the phantom, for 10-g SAR. The UMPC mini-tablet 1-g SAR at 5 mm is not required. When hotspot mode applies, 10-g SAR is required only for the surfaces and edges with hotspot mode scaled to the maximum output power (including tolerance) is 1-g SAR > 1.2 W/kg.

8.9 Additional Test Positions due to Proximity Conditions

This device uses a sensor to reduce output powers in extremity (hand-held) use conditions.

When the sensor detects a user is touching the device on or near to the antenna the device reduces the maximum allowed output power. However, the proximity sensor is not active when the device is moved beyond the sensor triggering distance and the maximum output power is no longer limited. Therefore, an additional exposure condition is needed in the vicinity of the triggering distance to ensure SAR is compliant when the device is allowed to operate at a non-reduced output power level.

FCC KDB 616217 D04 v01r02 Section 6 was used as a guideline for selecting SAR test distances for this device at these additional exposure conditions. The smallest separation distance determined by the sensor triggering and sensor coverage for each applicable edge, minus 1 mm, was used as the test separation distance for SAR testing. Sensor triggering distance summary data is included in below table.

Wireless technologies	Position	§6.2 Triggering Distance [mm]	§6.3 Coverage	§6.4 Tilt Angle	Worst case distance for Phablet SAR [mm]
WWAN (/WCDMA B2/B4/ /LTEB2/B4/B5/B7/B12/B25 /B26/B30/B41(Class3) /B41(Class2)/B66 /SUB6 n2/n25/n66)	Rear	7	N/A	N/A	6
	Bottom	6	N/A	N/A	5
	Right	4	N/A	N/A	3
	Left	3	N/A	N/A	2

8.10 Bluetooth tethering Configurations

Per May 2017 TCBC Workshop Documents When Bluetooth tethering applies simultaneous transmission SAR needs consideration.

This model allows users to exchange data or media files with other Bluetooth enabled devices using Bluetooth, which means they can connect to other Bluetooth enabled devices via Bluetooth tethering.

Therefore, SAR test was performed for additional simultaneous transmissions.

Head and Bluetooth tethering SAR were evaluated for BT BR tethering applications.

9. RF Exposure Limits

HUMAN EXPOSURE	UNCONTROLLED ENVIRONMENT General Population (W/kg) or (mW/g)	CONTROLLED ENVIRONMENT Occupational (W/kg) or (mW/g)
SPATIAL PEAK SAR * (Partial Body)	1.6	8.0
SPATIAL AVERAGE SAR ** (Whole Body)	0.08	0.4
SPATIAL PEAK SAR *** (Hands / Feet / Ankle / Wrist)	4.0	20.0

NOTES:

* The Spatial Peak value of the SAR averaged over any 1 g of tissue (defined as a tissue volume in the shape of a cube) and over the appropriate averaging time.

** The Spatial Average value of the SAR averaged over the whole-body.

*** The Spatial Peak value of the SAR averaged over any 10 g of tissue (defined as a tissue volume in the shape of a cube) and over the appropriate averaging time.

Uncontrolled Environments are defined as locations where there is the exposure of individuals who have no knowledge or control of their exposure. The general population/uncontrolled exposure limits are applicable to situations in which the general public may be exposed or in which persons who are exposed as a consequence of their employment may not be mad fully aware of the potential for exposure or cannot exercise control over their exposure. Members of the general public would come under this category when exposure is not employment-related; for example, in the case of a wireless transmitter that exposes persons in its vicinity.

Controlled Environments are defined as locations where there is exposure that may be incurred by persons who are aware of the potential for exposure, (i.e.as a result of employment or occupation). In general, occupational/controlled exposure limits are applicable to situations in which persons are exposed as a consequence of their employment, who have been made fully aware of the potential for exposure and can exercise control over their exposure. This exposure category is also applicable when the exposure is of a transient nature due to incidental passage through a location where the exposure levels may be higher than the general population/uncontrolled limits, but the exposed person is fully aware of the potential for exposure and can exercise control over his or her exposure by leaving the area or by some other appropriate means.

10. FCC SAR General Measurement Procedures

Power Measurements for licensed transmitters are performed using a base simulator under digital average power.

10.1 Measured and Reported SAR

Per FCC KDB Publication 447498 D01v06, when SAR is not measured at the maximum power level allowed for production units, the results must be scaled to the maximum tune-up tolerance limit according to the power applied to the individual channels tested to determine compliance. For simultaneous transmission, the measured aggregate SAR must be scaled according to the sum of the differences between the maximum tune-up tolerance and actual power used to test each transmitter. When SAR is measured at or scaled to the maximum tune-up tolerance limit, the results are referred to as Reported SAR. The highest reported SAR results are identified on the grant of equipment authorization according to procedures in KDB 690783 D01v01r03.

10.2 3G SAR Test Reduction Procedure

10.2.1 GSM, GPRS AND EDGE

The following procedures may be considered for each frequency band to determine SAR test reduction for devices operating in GSM/GPRS/EDGE modes to demonstrate RF exposure compliance. GSM voice mode transmits with 1 time-slot. GPRS and EDGE may transmit up to 4 time slots in the 8 time-slot frame according to the multi-slot class implemented in a device.

10.2.2 SAR Test Reduction

In FCC KDB 941225 D01v03r01, certain transmission modes within a frequency band and wireless mode evaluated for SAR are defined as primary modes. The equivalent modes considered for SAR test reduction are denoted as secondary modes. When the maximum output power including tune-up tolerance specified for production units in a secondary mode is ≤ 0.25 dB higher than the primary mode or when the highest reported SAR of the primary mode, scaled by the ratio of specified maximum output power and tune-up tolerance of secondary to primary mode, is ≤ 1.2 W/kg, SAR measurements are not required for the secondary mode. These criteria are referred to as the 3G SAR test reduction procedure. When the 3G SAR test reduction procedure is not satisfied, SAR measurements are additionally required for the secondary mode.

SAR test reduction for GPRS and EDGE modes is determined by the source-based time-averaged output power specified for production units, including tune-up tolerance. The data mode with highest specified time-averaged output power should be tested for SAR compliance in the applicable exposure conditions. For modes with the same specified maximum output power and tolerance, the higher number time-slot configuration should be tested

10.2.3 Procedures Used to Establish RF Signal for SAR

The following procedures are according to FCC KDB 941225 D01v03r01-3G SAR Measurement Procedures. The handset was placed into a simulated call using a base station simulator in a shielded chamber. Such test signals offer a consistent means for testing SAR and are recommended for evaluation SAR measurements were taken with a fully charged battery. In order to verify that the device was tested and maintained at full power, this was configured with the base station simulator. The SAR measurement Software calculates a reference point at the start and end of the test to Check for power drifts. If conducted Power deviations of more than 5 % occurred, the tests were repeated.

10.3 SAR Measurement Conditions for UMTS

10.3.1 Output Power Verification

Maximum output power is verified on the High, Middle and Low channels according to the general descriptions in sec. 5.2 of 3GPP TS 34.121, using the appropriate RMC with TPC (transmit power control) set to all “1s” or applying the required inner loop power control procedures to maintain maximum output power while HSUPA is active. Results for all applicable physical channel configurations (DPCCH, DPDCHn and spreading codes, HS-DPCCH etc) are tabulated in this test report. All configurations that are not supported by the DUT or cannot be measured due to technical or equipment limitations are identified.

10.3.2 Body SAR measurements

SAR for body exposure configurations is measured using the 12.2 kbps RMC with the TPC bits all “1s”. the 3G SAR test reduction procedure is applied to other spreading codes and multiple DPDCHn configurations supported by the handset with 12.2 kbps RMC as the primary mode. Otherwise, SAR is measured using and applicable RMC configuration with the corresponding spreading code or DPDCHn, for the highest reported SAR configuration in 12.2 kbps RMC.

10.3.3 SAR Measurements with Rel. 5 HSDPA

The 3G SAR test reduction procedure is applied to HSDPA body configurations with 12.2 kbps RMC as the primary mode. Otherwise, Body SAR for HSDPA is measured using and FRC with H-SET 1 in Sub-test and a 12.2 kbps RMC without HSDPA. Handsets with both HSDPA and HSUPA are tested according to release 6 HSPA test procedures. 8.4.5 SAR Measurement with Rel.6 HSUPA The 3G SAR test Reduction Procedure is applied to HSPA (HSUPA/HSDPA with RMC) body configurations with 12.2 kbps RMC as the primary mode. Otherwise, Body SAR for HSPA is measured with E-DCH Sub-test 5, Using H-Set 1 and QPSK for FRC and a 12.2kbps RMC configured in Test Loop Mode 1 and Power Control algorithm 2, according to the highest reported body SAR configuration in 12.2 kbps RMC without HSPA. When VOIP applies to head exposure, the 3G SAR test reduction procedure is applied with 12.2 kbps RMC as the primary mode; otherwise, the same HSPA configuration used for body SAR measurements are applied to head exposure testing.

10.3.4 SAR Measurements with Rel. 6 HSUPA

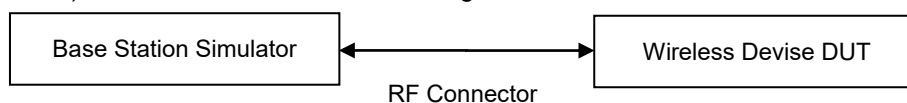
The 3G SAR test reduction procedure is applied to HSPA (HSUPA/HSDPA with RMC) body configurations with 12.2 kbps RMC as the primary mode. Otherwise, Body SAR for HSPA is measured with E-DCH Sub-test 5, using H-Set1 and QPSK for FRC and a 12.2 kbps RMC configured in Test Loop Mode 1 and power control algorithm 2, according to the highest reported body SAR configuration in 12.2 kbps RMC without HSPA.

10.3.5 DC-HSDPA

SAR is required for Rel.8 DC-HSDPA when SAR is required for Rel.5 HSDPA; otherwise, the 3G SAR test reduction procedure is applied to DC-HSDPA with 12.2 kbps RMC as the primary mode. Power is measured for DC-HSDPA according to the H-Set 12, FRC configuration in table C.8.1.12 of 3GPP TS34.121-1 to determine SAR test reduction. Primary and secondary serving HS-DSCH Cell are required to perform the power measurement and for the results to be acceptable.

DC-HSDPA Configurations

- ◆ 3GPP specification TS 34.121-1 Release 8. was used for used for DC-HSDPA guidance.
- ◆ H-set 12(QPSK)was conformed to be used during DC-HSDPA measurements.



10.4 SAR Measurement Conditions for LTE

LTE modes are tested according to FCC KDB 941225 D05v02r05 publication. Establishing connections with base station simulators ensure a consistent means for testing SAR and are recommended for evaluation SAR [4]. The R&S CMW500 or Anritsu MT8820C simulators are used for LTE output power measurements and SAR testing. Closed loop power control was used so the UE transmits with maximum output power during SAR testing. SAR tests were performed with the same number of RB and RB offsets transmitting on all TTI frames (maximum TTI).

10.4.1 Spectrum Plots for RB Configurations

A properly configured base station simulator was used for SAR tests and power measurements. Therefore, spectrum plots for RB configurations were not required to be included in this report.

10.4.2 MPR

MPR is permanently implemented for this device by the manufacturer. The specific manufacturer target MPR is indicated alongside the SAR results. MPR is enabled for this device, according to 3GPP TS36. 101 Section 6.2.3 – 6.2.5 under Table 6.2.3-1.

10.4.3 A-MPR

A-MPR (Additional MPR) has been disabled for all SAR tests by setting NS=01 on the base station simulator.

10.4.4 Required RB Size and RB offsets for SAR testing

According to FCC KDB 941225 D05v02r05

- a. Per sec 4.2.1, SAR is required for QPSK 1 RB Allocation for the largest bandwidth
 - i. The required channel and offset combination with the highest maximum output power is required for SAR.
 - ii. When the reported SAR is ≤ 0.8 W/Kg, testing of the remaining RB offset configurations and required test channels is not required. Otherwise, SAR is required for the remaining required test channels using the RB offset configuration with highest output power for that channel.
 - iii. When the reported SAR for a required test channel is > 1.45 W/kg, SAR is required for all RB offset configurations for that channel.
- b. Per Sec 4.2.2, SAR is required for 50% RB allocation using the largest bandwidth following the same procedures outlined in Sec 4.2.1.
- c. Per Sec. 4.2.3, QPSK SAR is not required for the 100% allocation when the highest maximum output power for the 100% allocation is less than the highest maximum output power of the 1 RB and 50% RB allocations and the reported SAR for the 1 RB and 50% RB allocations is < 0.8 W/kg.
- d. Per Sec. 4.2.4 and 4.3, SAR test for higher order modulations and lower bandwidths configurations are not required when the conducted power of the required test configurations determined by Sec. 4.2.1 through 4.2.3 is less than or equal to 1/2 dB higher than the equivalent configuration using QPSK modulation and when the QPSK SAR for those configurations is < 1.45 W/Kg.

10.4.5 Downlink Carrier Aggregation

Conducted power measurements with LTE Carrier aggregation (CA) downlink only active are made in accordance to KDB publication 941225 D05Av01r02. The RRC connection is only handled by one cell, the primary component carrier (PCC) for downlink and uplink communications. After making a data connection to the PCC, the UE device adds secondary component carrier (SCC) on the downlink only. All uplink communications and acknowledgements remain identical to specifications when downlink carrier aggregation is inactive on the PCC. For every supported combination of downlink only carrier aggregation, additional conducted output Powers are measured with downlink carrier aggregation active for the configuration with highest measured maximum conducted power with the downlink carrier aggregation inactive measured among the channel bandwidth, modulation and RB combinations in each frequency band. Per FCC KDB Publication

941225 D05Av01r02, no SAR measurements are required for carrier aggregation configurations when the average output power with downlink only carrier aggregation active is not more than 0.25dB higher than the average output power with downlink only carrier aggregation inactive.

10.4.6 LTE Uplink Carrier Aggregation SAR Measurement Procedure

This device is specified with the same maximum output power and Tune-up tolerances for intra-band contiguous up-link LTE CA_41C and the single carrier LTE 41. Both Uplink carrier aggregation and single carrier are operating with Power class 3.

This device support intra-band contiguous UL CA: LTE CA_41C with a maximum of 20 MHz component carriers For intra-band contiguous carrier aggregation scenarios, 3GPP 36.101 Table 6.2.2A-1 specifies that aggregate maximum allowed output power is equivalent to the single carrier scenario.

This device does not have any operating restrictions, Power reduction or variations among the different LTE operating mode configurations on single carrier LTE 41 and intra-band contiguous up-link LTE CA_41C operations.

The measured power results of single carrier LTE41 and intra-band contiguous up-link LTE CA_41C satisfy Maximum output power and Tune-up tolerances.

Per Fall 2017 TCB Workshop Notes, the output Power with uplink CA active was measured for the configuration with the Highest Reported SAR with standalone condition.

Because the maximum output for UL CA of LTE 41 is \leq standalone LTE mode (without CA), SAR for LTE B41 Up link CA was performed at the highest standalone SAR configuration without CA and also UL CA SAR is not required for all required test channels, Because the reported SAR for UL CA configuration is > 1.2 W/kg

10.4.7 LTE(TDD) Considerations

According to KDB 941225 D05v02r05, for Time-Division Duplex (TDD) systems, SAR must be tested using a fixed periodic duty factor according to the highest transmission duty factor implemented for the device and supported by the defined 3GPP LTE TDD configurations.

SAR was tested with the highest transmission duty factor (63.33 %) using Uplink-downlink configuration 0 and Special subframe configuration 6. LTE TDD Band 41 supports 3GPP TS 36.211 section 4.2 for Type 2 Frame and Table 4.2-2 for uplink-downlink configurations and Table 4.2-1 for Special sub frame configurations.

According to KDB 941225 D05v02r05, for Time-Division Duplex (TDD) systems, SAR must be tested using a fixed periodic duty factor according to the highest transmission duty factor implemented for the device and supported by the defined 3GPP LTE TDD configurations.

SAR was tested with the highest transmission duty factor (63.33 %) using Uplink-downlink configuration 0 and Special subframe configuration 6. LTE TDD Band 41 supports 3GPP TS 36.211 section 4.2 for Type 2 Frame and Table 4.2-2 for uplink-downlink configurations and Table 4.2-1 for Special sub frame configurations.

Table 4.2-1: Configuration of special subframe (lengths of DwPTS/GP/UpPTS)

Special subframe configuration	Normal cyclic prefix in downlink			Extended cyclic prefix in downlink		
	DwPTS	UpPTS		DwPTS	UpPTS	
		Normal cyclic prefix in uplink	Extended cyclic prefix in uplink		Normal cyclic prefix in uplink	Extended cyclic prefix in uplink
0	$6592 \cdot T_s$	$2192 \cdot T_s$	$2560 \cdot T_s$	$7680 \cdot T_s$	$2192 \cdot T_s$	$2560 \cdot T_s$
1	$19760 \cdot T_s$			$20480 \cdot T_s$		
2	$21952 \cdot T_s$			$23040 \cdot T_s$		
3	$24144 \cdot T_s$			$25600 \cdot T_s$		
4	$26336 \cdot T_s$			$7680 \cdot T_s$		
5	$6592 \cdot T_s$	$4384 \cdot T_s$	$5120 \cdot T_s$	$20480 \cdot T_s$	$4384 \cdot T_s$	$5120 \cdot T_s$
6	$19760 \cdot T_s$			$23040 \cdot T_s$		
7	$21952 \cdot T_s$			$12800 \cdot T_s$		
8	$24144 \cdot T_s$			-		
9	$13168 \cdot T_s$			-		

Calculated Duty Cycle – Extended cyclic prefix in uplink x (T_s) x no of S + no of U

Table 4.2-2: Uplink-downlink configurations.

Uplink-downlink configuration	Downlink-to-Uplink Switch-point periodicity	Subframe number									
		0	1	2	3	4	5	6	7	8	9
0	5 ms	D	S	U	U	U	D	S	U	U	U
1	5 ms	D	S	U	U	D	D	S	U	U	D
2	5 ms	D	S	U	D	D	D	S	U	D	D
3	10 ms	D	S	U	U	U	D	D	D	D	D
4	10 ms	D	S	U	U	D	D	D	D	D	D
5	10 ms	D	S	U	D	D	D	D	D	D	D
6	5 ms	D	S	U	U	U	D	S	U	U	D

Example for calculated Duty Cycle for Uplink-Downlink Configuration 0:
 Calculated Duty Cycle = $(5120 \times (1/(15000 \times 2048))) \times 2 + 0.006/0.01 = 63.33 \%$

Where

$T_s = 1/(15000 \times 2048)$ seconds

HPUE :

Calculated Duty Cycle for Uplink-Downlink Configuration 1:

Calculated Duty Cycle = $5120 \times (1/(15000 \times 2048)) \times 2 + 0.004/0.01 = 43.33 \%$

10.4.8 The Call Box Setup for LTE(TDD)

When you Want to Test for LTE TDD, Please Change Frame Structure TDD and TDD Uplink Downlink Configuration 0 and Special Subframe Configuration 6.

10.5 SAR Testing with 802.11 Transmitters

The normal network operating configurations of 802.11 transmitters are not suitable for SAR measurements. Unpredictable fluctuations in network traffic and antenna diversity conditions can introduce undesirable variations in SAR results. The SAR for these devices should be measured using chipset based test mode software to ensure the results are consistent and reliable. See KDB Publication 248227 D01v02r02 for more details.

10.5.1 General Device Setup

Chipset based test mode software is hardware dependent and generally varies among manufacturers. The device operating parameters established in test mode for SAR measurements must be identical to those programmed in production units, including output power levels, amplifier gain settings and other RF performance tuning parameters.

A periodic duty factor is required for current generation SAR system to measure SAR. When 802.11 frame gaps are accounted for in the transmission, a maximum transmission duty factor of 92-96% is typically achievable in most test mode configurations. A minimum transmission duty factor of 85% is required to avoid certain hardware and device implementation issues related to wide range SAR scaling. The reported SAR is scaled to 100% transmission duty factor to determine compliance at the maximum tune-up tolerance limit.

10.5.2 U-NII-1 and U-NII-2A

For devices that operate in both U-NII-1 and U-NII2A bands, when the same maximum output power is specified for both bands, SAR measurement using OFDM SAR test procedures is not required for U-NII-1 unless the highest reported SAR for U-NII-2A is > 1.2 W/kg for 1g SAR or > 3.0 W/kg for 10g SAR. When different maximum output powers are specified for the bands, SAR measurement for the U-NII band with the lower maximum output power is not required unless the highest reported SAR for the U-NII band with the higher maximum output power, adjusted by the ratio of lower to higher specified maximum output power for the two bands, is > 1.2 W/kg for 1g SAR or > 3.0 W/kg for 10g SAR.

10.5.3 U-NII-2C and U-NII-3

The frequency range covered by U-NII-2C and U-NII-3 is 380 MHz (5.47 GHz – 5.85 GHz), which requires a minimum of at least two SAR probe calibration frequency points to support SAR measurements. When Terminal Doppler Weather Radar (TDWR) restriction applies, the channels at 5.60 GHz – 5.65 GHz in U-NII-2C band must be disabled with acceptable mechanisms and documented in the equipment certification.

Unless band gap channels are permanently disabled, SAR must be considered for these channels.

10.5.4 Initial Test Position Procedure

For exposure conditions with multiple test positions, such as handset operating next to the ear, devices with hotspot mode or UMPC mini-tablet, procedures for initial test position can be applied. Using the transmission mode determined by the DSSS procedure or initial test configuration, area scans are measured for all positions in an exposure condition. The test position with the highest extrapolated (peak) SAR is used as the initial test position. When reported SAR for the initial test position is ≤ 0.4 W/kg for 1g SAR and ≤ 1.0 W/kg for 10g SAR, no additional testing for the remaining test position is required. Otherwise, SAR is evaluated at the subsequent highest peak SAR positions until the reported SAR result is ≤ 0.8 W/kg for 1g SAR and ≤ 2.0 W/kg for 10g SAR or all test positions are measured.

10.5.5 2.4 GHz SAR test Requirements

SAR is measured for 2.4 GHz 802.11b DSSS using either the fixed test position or, when applicable, the initial test position procedure. SAR test reduction is determined according to the following:

- 1) When the reported SAR of the highest measured maximum output power channel for the exposure configuration is ≤ 0.8 W/kg, no further SAR testing is required for 802.11b DSSS is that exposure configuration.
- 2) When the reported SAR is > 0.8 W/kg, SAR is required for that position using the next highest measured output power channel. When any reported SAR is > 1.2 W/kg, SAR is required for the third channel; i.e., all channels require testing.

2.4 GHz 802.11 g/n OFDM are additionally evaluated for SAR if the highest reported SAR for 802.11b, adjusted by the ratio of the OFDM to DSSS specified maximum output power, is > 1.2 W/kg. When SAR is required for OFDM modes in 2.4 GHz band, the Initial Test Configuration Procedures should be followed.

10.5.6 OFDM Transmission Mode and SAR Test Channel Selection

For the 2.4 GHz and 5 GHz bands, when the same maximum output power was specified for multiple OFDM transmission mode configurations in a frequency band or aggregated band, SAR is measured using the configuration with the largest channel bandwidth, lowest order modulation and lowest data rate and lowest order 802.11 a/g/n/ac mode. When the maximum output power of a channel is the same for equivalent OFDM configurations; for example, 802.11a, 802.11n and 802.11 ac or 802.11g and 802.11n with the same channel bandwidth, modulation and data rate etc., the lower order 802.11 mode i.e., 802.11a, then 802.11n and 802.11ac or 802.11g then 802.11n, is used for SAR measurement. When the maximum output power are the same for multiple test channels, either according to the default or additional power measurement requirements, SAR is measured using the channel closest to the middle of the frequency band or aggregated band. When there are multiple channels with the same maximum output power, SAR is measured using the higher number channel.

10.5.7 Initial Test Configuration Procedure

For OFDM, in both 2.4 GHz and 5 GHz bands, an initial test configuration is determined for each frequency band and aggregated band, according to the transmission mode with the highest maximum output power specified for SAR measurements. When the same maximum output power is specified for multiple OFDM transmission mode configurations in a frequency band or aggregated band, SAR is measured using the configuration(s) with the largest channel bandwidth, lowest order modulation, and lowest data rate. If the average RF output powers of the highest identical transmission modes are within 0.25 dB of each other, mid channel of the transmission mode with highest average RF output power is the initial test channel. Otherwise, the channel of the transmission mode with the highest average RF output conducted power will be the initial test configuration.

When the reported SAR is ≤ 0.8 W/kg, no additional measurements on other test channels are required. Otherwise, SAR is evaluated using the subsequent highest average RF output channel until the reported SAR result is 1.2 W/kg or all channels are measured. When there are multiple untested channels having the same subsequent highest average RF output power, the channel with higher frequency from the lowest 802.11 mode is considered for SAR measurements.

10.5.8 Subsequent Test Configuration Procedures

For OFDM configurations in each frequency band and aggregated band, SAR is evaluated for initial test configuration using the fixed test position or the initial test position on procedure. When the highest reported SAR (for the initial test configuration), adjusted by the ratio of the specified maximum output power of the subsequent test configuration to initial test configuration, is ≤ 1.2 W/kg for 1g SAR and ≤ 3.0 W/kg for 10g SAR, no additional SAR tests for the subsequent test configurations are required.

11. Output Power Specifications

This device operates using the following maximum output power specifications. SAR values were scaled to the maximum allowed power to determine compliance per KDB publication 447498 D01v06.

Licensed bands

Test Description	Test Procedure Used
Conducted Output Power	- KDB 971168 D01 v03r01 - Section 5.2.4 - ANSI C63.26-2015 - Section 5.2.1 & 5.2.4.2

Test Overview

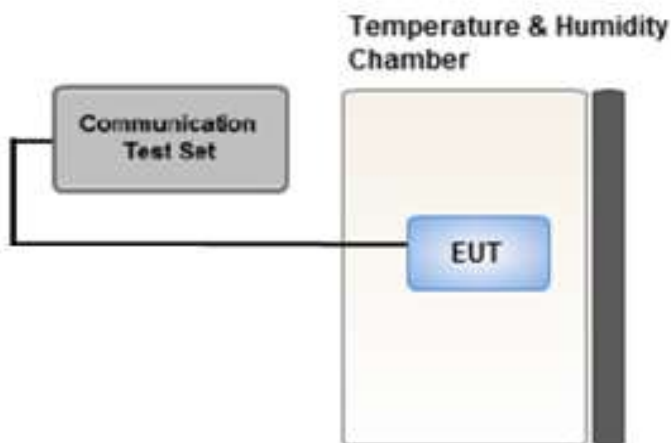
According to ANSI C63.26-2015 Section 5.2.1 when measuring the maximum RF output power from such devices, control over the EUT must be provided either through special test software (provided by manufacturer specifically for compliance testing, but not accessible by an end user) or through use of a base station emulator, communications test set, call box, or similar instrumentation that is capable of establishing a communications link with the EUT to enable control over variable parameters (e.g., output power, OBW, etc.).

In some cases, these instruments also include basic digital spectrum analyzer and/or power meter capabilities that can be utilized to measure the RF output power if the specified detectors and requirements can be realized and the measurement functions have been calibrated.

Test Procedure

1. The RF port of the EUT was connected to the Communication Tester via an RF cable.
2. Conducted average power was measured using a calibrated Radio Communication Tester.

Test setup



11.2 GSM

11.2.1 GSM Maximum Conducted Output Power

Mode / Band		Voice	GPRS(GMSK) Data – CS1(dBm)				EDGE Data (dBm)			
		GSM	GPRS 1 TX Slot	GPRS 2 TX Slot	GPRS 3 TX Slot	GPRS 4 TX Slot	EDGE 1 TX Slot	EDGE 2 TX Slot	EDGE 3 TX Slot	EDGE 4 TX Slot
Maximum		34.00	34.00	32.50	30.50	29.00	27.50	26.50	24.50	23.00
Nominal		33.00	33.00	31.50	29.50	28.00	26.50	25.50	23.50	22.00
GSM 850	128	32.63	32.63	31.68	29.61	28.30	26.94	25.74	23.54	22.35
	190	32.55	32.45	31.46	29.42	28.15	26.82	25.68	23.51	22.21
	251	32.43	32.36	31.45	29.38	28.06	26.67	25.54	23.30	22.12
Maximum		31.00	31.00	29.50	27.50	26.00	26.50	25.50	23.50	22.00
Nominal		30.00	30.00	28.50	26.50	25.00	25.50	24.50	22.50	21.00
GSM 1900	512	29.66	29.72	28.82	26.80	25.47	25.18	23.88	21.65	20.40
	661	29.90	29.80	28.86	26.87	25.63	25.53	24.40	22.21	20.90
	810	29.54	29.50	28.60	26.65	25.31	25.03	23.74	21.54	20.31

GSM Conducted output powers (Burst-Average)

Mode / Band		Voice	GPRS(GMSK) Data – CS1(dBm)				EDGE Data (dBm)			
		GSM	GPRS 1 TX Slot	GPRS 2 TX Slot	GPRS 3 TX Slot	GPRS 4 TX Slot	EDGE 1 TX Slot	EDGE 2 TX Slot	EDGE 3 TX Slot	EDGE 4 TX Slot
Maximum		24.97	24.97	26.48	26.24	25.99	18.47	20.48	20.24	19.99
Nominal		23.97	23.97	25.48	25.24	24.99	17.47	19.48	19.24	18.99
GSM 850	128	23.60	23.60	25.66	25.35	25.29	17.91	19.72	19.28	19.34
	190	23.52	23.42	25.44	25.16	25.14	17.79	19.66	19.25	19.20
	251	23.40	23.33	25.43	25.12	25.05	17.64	19.52	19.04	19.11
Maximum		21.97	21.97	23.48	23.24	22.99	17.47	19.48	19.24	18.99
Nominal		20.97	20.97	22.48	22.24	21.99	16.47	18.48	18.24	17.99
GSM 1900	512	20.63	20.69	22.80	22.54	22.46	16.15	17.86	17.39	17.39
	661	20.87	20.77	22.84	22.61	22.62	16.50	18.38	17.95	17.89
	810	20.51	20.47	22.58	22.39	22.30	16.00	17.72	17.28	17.30

GSM Conducted output powers (Frame-Average)

11.3 UMTS

HSPA+

This DUT is only capable of QPSK HSPA+ in uplink. Therefore, the RF conducted power is not measured according to 941225 D01v03r01 3G SAR.

11.3.1 UMTS Maximum Conducted Output Power

UMTS Band 5 Maximum Conducted Output Power

3GPP Release Version	Mode	3GPP 34.121	UMTS Band 5 [dBm]			3GPP MPR
		Subtest	UL 4132 DL 4357	UL 4183 DL 4408	UL 4233 DL 4458	
99	UMTS	12.2 kbps RMC	23.85	23.69	23.52	-
99		12.2 kbps AMR	23.82	23.68	23.51	-
5	HSDPA	Subtest 1	22.68	22.50	22.34	0
5		Subtest 2	22.68	22.48	22.35	0
5		Subtest 3	22.20	22.03	21.88	0.5
5		Subtest 4	22.17	21.99	21.83	0.5
6	HSUPA	Subtest 1	20.59	20.43	20.27	0
6		Subtest 2	20.60	20.43	20.30	2
6		Subtest 3	21.64	21.46	21.33	1
6		Subtest 4	20.14	19.98	19.83	2
6		Subtest 5	20.58	20.42	20.26	0
8	DC-HSDPA	Subtest 1	22.42	22.33	22.34	0
8		Subtest 2	22.48	22.37	22.33	0
8		Subtest 3	21.95	21.87	21.73	0.5
8		Subtest 4	21.96	21.79	21.63	0.5

UMTS Average Conducted output powers

UMTS Band 4 Maximum Conducted Output Power

3GPP Release Version	Mode	3GPP 34.121	UMTS Band 4 [dBm]			3GPP MPR
		Subtest	UL 1312 DL 1537	UL 1412 DL 1637	UL 1513 DL 1738	
99	UMTS	12.2 kbps RMC	23.36	23.31	23.74	-
99		12.2 kbps AMR	23.35	23.31	23.74	-
5	HSDPA	Subtest 1	22.18	22.12	22.61	0
5		Subtest 2	22.17	22.11	22.62	0
5		Subtest 3	21.71	21.65	22.15	0.5
5		Subtest 4	21.68	21.61	22.11	0.5
6	HSUPA	Subtest 1	20.13	20.08	20.57	0
6		Subtest 2	20.74	20.10	20.62	2
6		Subtest 3	21.14	21.08	21.58	1
6		Subtest 4	19.67	19.61	20.12	2
6		Subtest 5	20.13	20.09	20.58	0
8	DC-HSDPA	Subtest 1	21.52	21.50	22.02	0
8		Subtest 2	21.54	21.53	21.92	0
8		Subtest 3	21.05	21.01	21.39	0.5
8		Subtest 4	20.99	21.02	21.48	0.5

UMTS Average Conducted output powers

UMTS Band 2 Maximum Conducted Output Power

3GPP Release Version	Mode	3GPP 34.121	UMTS Band 2 [dBm]			3GPP MPR
		Subtest	UL 9262 DL 9662	UL 9400 DL 9800	UL 9538 DL 9938	
99	UMTS	12.2 kbps RMC	23.56	23.83	23.55	-
99		12.2 kbps AMR	23.54	23.82	23.54	-
5	HSDPA	Subtest 1	22.41	22.73	22.47	0
5		Subtest 2	22.42	22.71	22.46	0
5		Subtest 3	21.96	22.26	22.01	0.5
5		Subtest 4	21.93	22.22	21.95	0.5
6	HSUPA	Subtest 1	20.39	20.68	20.45	0
6		Subtest 2	20.42	20.72	20.45	2
6		Subtest 3	21.42	21.72	21.47	1
6		Subtest 4	19.90	20.23	19.94	2
6		Subtest 5	20.39	20.69	20.42	0
8	DC-HSDPA	Subtest 1	22.28	22.60	22.41	0
8		Subtest 2	22.27	22.61	22.39	0
8		Subtest 3	21.73	22.04	21.88	0.5
8		Subtest 4	21.60	22.08	21.84	0.5

UMTS Average Conducted output powers

DC-HSDPA Configurations

- ◆ 3GPP specification TS 34.121-1 Release 8. was used for used for DC-HSDPA guidance.
- ◆ H-set 12(QPSK)was conformed to be used during DC-HSDPA measurements.



11.3.2 UMTS Reduced Conducted Output Power (Hotspot mode activated)

When Power back-off of UMTS B4/B2 are applied, MPR of HSUPA is set to 0.

UMTS Band 4 Hotspot Back-off Power

3GPP Release Version	Mode	3GPP 34.121	UMTS Band 4 [dBm]			3GPP MPR
		Subtest	UL 1312 DL 1537	UL 1412 DL 1637	UL 1513 DL 1738	
99	UMTS	12.2 kbps RMC	18.80	18.75	19.55	-
99		12.2 kbps AMR	18.78	18.73	19.53	-
5	HSDPA	Subtest 1	17.62	17.64	18.43	0
5		Subtest 2	17.60	17.64	18.40	0
5		Subtest 3	17.12	17.16	17.95	0.5
5		Subtest 4	17.11	17.13	17.92	0.5
6	HSUPA	Subtest 1	15.57	15.52	16.33	0
6		Subtest 2	15.57	15.55	16.37	2
6		Subtest 3	16.62	16.58	17.39	1
6		Subtest 4	15.03	15.04	15.84	2
6		Subtest 5	15.55	15.50	16.27	0
8	DC-HSDPA	Subtest 1	17.56	17.71	18.82	0
8		Subtest 2	17.65	17.68	18.54	0
8		Subtest 3	17.04	17.05	17.94	0.5
8		Subtest 4	16.97	17.20	17.96	0.5

UMTS Average Conducted output powers

UMTS Band 2 Hotspot Back-off Power

3GPP Release Version	Mode	3GPP 34.121	UMTS Band 2 [dBm]			3GPP MPR
		Subtest	UL 9262 DL 9662	UL 9400 DL 9800	UL 9538 DL 9938	
99	UMTS	12.2 kbps RMC	18.36	18.79	18.40	-
99		12.2 kbps AMR	18.35	18.78	18.40	-
5	HSDPA	Subtest 1	17.22	17.70	17.32	0
5		Subtest 2	17.23	17.71	17.31	0
5		Subtest 3	16.72	17.19	16.84	0.5
5		Subtest 4	16.72	17.16	16.84	0.5
6	HSUPA	Subtest 1	15.18	15.65	15.25	0
6		Subtest 2	15.16	15.64	15.29	2
6		Subtest 3	16.22	16.71	16.34	1
6		Subtest 4	14.72	15.17	14.76	2
6		Subtest 5	15.17	15.64	15.26	0
8	DC-HSDPA	Subtest 1	17.09	17.68	17.26	0
8		Subtest 2	17.15	17.78	17.21	0
8		Subtest 3	16.65	17.27	16.82	0.5
8		Subtest 4	16.67	17.24	16.75	0.5

UMTS Average Conducted output powers

DC-HSDPA Configurations

- ◆ 3GPP specification TS 34.121-1 Release 8. was used for used for DC-HSDPA guidance.
- ◆ H-set 12(QPSK)was conformed to be used during DC-HSDPA measurements.



11.3.3 UMTS Reduced Conducted Output Power (Grip back activated)

UMTS Band 4 Grip Back-off Power

3GPP Release Version	Mode	3GPP 34.121	UMTS Band 4 [dBm]			3GPP MPR
		Subtest	UL 1312 DL 1537	UL 1412 DL 1637	UL 1513 DL 1738	
99	UMTS	12.2 kbps RMC	18.80	18.75	19.56	-
99		12.2 kbps AMR	18.77	18.72	19.53	-
5	HSDPA	Subtest 1	17.63	17.64	18.41	0
5		Subtest 2	17.62	17.63	18.39	0
5		Subtest 3	17.14	17.15	17.93	0.5
5		Subtest 4	17.13	17.14	17.90	0.5
6	HSUPA	Subtest 1	15.56	15.53	16.35	0
6		Subtest 2	15.57	15.56	16.34	2
6		Subtest 3	16.61	16.59	17.39	1
6		Subtest 4	15.04	15.07	15.85	2
6		Subtest 5	15.54	15.51	16.28	0
8	DC-HSDPA	Subtest 1	17.60	17.67	18.80	0
8		Subtest 2	17.59	17.65	18.52	0
8		Subtest 3	17.05	17.12	17.98	0.5
8		Subtest 4	17.04	17.11	17.97	0.5

UMTS Average Conducted output powers

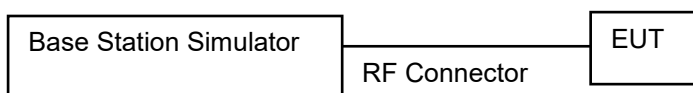
UMTS Band 2 Grip Back-off Power

3GPP Release Version	Mode	3GPP 34.121	UMTS Band 2 [dBm]			3GPP MPR
		Subtest	UL 9262 DL 9662	UL 9400 DL 9800	UL 9538 DL 9938	
99	UMTS	12.2 kbps RMC	18.37	18.80	18.41	-
99		12.2 kbps AMR	18.33	18.77	18.37	-
5	HSDPA	Subtest 1	17.23	17.68	17.34	0
5		Subtest 2	17.25	17.69	17.33	0
5		Subtest 3	16.73	17.18	16.83	0.5
5		Subtest 4	16.72	17.17	16.82	0.5
6	HSUPA	Subtest 1	15.16	15.62	15.26	0
6		Subtest 2	15.18	15.64	15.28	2
6		Subtest 3	16.24	16.68	16.32	1
6		Subtest 4	14.70	15.15	14.77	2
6		Subtest 5	15.15	15.62	15.25	0
8	DC-HSDPA	Subtest 1	17.18	17.69	17.25	0
8		Subtest 2	17.19	17.70	17.23	0
8		Subtest 3	16.64	17.17	16.72	0.5
8		Subtest 4	16.64	17.16	16.72	0.5

UMTS Average Conducted output powers

DC-HSDPA Configurations

- ◆ 3GPP specification TS 34.121-1 Release 8. was used for used for DC-HSDPA guidance.
- ◆ H-set 12(QPSK)was conformed to be used during DC-HSDPA measurements.



11.4 LTE Maximum Output Power

LTE B4/5/12/13/14/26/30/40 at 10 MHz/15 MHz/ 20 MHz Bandwidth does not support three non-overlapping channels. Per KDB 941225 D05v02r05, when a device supports overlapping channel assignment in a channel bandwidth configuration, the mid channel of the group of overlapping channels should be selected for testing.

11.4.1 LTE Maximum Conducted Power

[LTE Band 2 Conducted Power]

LTE Band 2 _ 1.4 MHz Bandwidth

Bandwidth	Modulation	RB Size	RB Offset	Max. Average Power [dBm]			MPR Allowed Per 3GPP [dB]	MPR [dB]
				18607 Ch. 1850.7 MHz	18900 Ch. 1880 MHz	19193 Ch. 1909.3 MHz		
1.4 MHz	QPSK	1	0	23.27	24.03	23.45	0	0
		1	3	23.25	24.01	23.23	0	0
		1	5	23.24	24.01	23.11	0	0
		3	0	23.79	24.05	23.66	0	0
		3	1	23.79	24.04	23.67	0	0
		3	3	23.80	24.03	23.65	0	0
		6	0	22.78	23.03	22.65	0-1	1
	16QAM	1	0	22.53	23.27	22.61	0-1	1
		1	3	22.55	23.34	22.82	0-1	1
		1	5	22.53	23.22	22.87	0-1	1
		3	0	22.84	23.09	22.62	0-1	1
		3	1	22.77	23.06	22.65	0-1	1
		3	3	22.73	23.03	22.70	0-1	1
		6	0	21.79	22.09	21.73	0-2	2
	64QAM	1	0	21.32	22.18	21.79	0-2	2
		1	3	21.38	22.19	21.82	0-2	2
		1	5	21.43	22.11	21.76	0-2	2
		3	0	21.82	22.12	21.72	0-2	2
		3	1	21.84	22.14	21.71	0-2	2
		3	3	21.82	22.10	21.76	0-2	2
		6	0	20.67	20.91	20.58	0-3	3

LTE Band 2_ 3 Mhz Bandwidth

Bandwidth	Modulation	RB Size	RB Offset	Max. Average Power [dBm]			MPR Allowed Per 3GPP [dB]	MPR [dB]
				18615 Ch. 1851.5 MHz	18900 Ch. 1880 MHz	19185 Ch. 1908.5 MHz		
3 Mhz	QPSK	1	0	23.76	23.96	23.60	0	0
		1	7	23.80	24.03	23.62	0	0
		1	14	23.68	24.01	23.60	0	0
		8	0	22.77	22.97	22.60	0-1	1
		8	3	22.73	22.95	22.62	0-1	1
		8	7	22.71	23.00	22.61	0-1	1
	16QAM	15	0	22.73	23.02	22.61	0-1	1
		1	0	22.97	23.29	22.80	0-1	1
		1	7	22.93	23.21	22.87	0-1	1
		1	14	22.85	23.25	22.85	0-1	1
		8	0	21.83	22.05	21.68	0-2	2
		8	3	21.77	22.05	21.70	0-2	2
	64QAM	8	7	21.77	22.06	21.65	0-2	2
		15	0	21.74	22.03	21.62	0-2	2
		1	0	21.89	22.10	21.73	0-2	2
		1	7	21.84	22.25	21.75	0-2	2
		1	14	21.79	22.22	21.71	0-2	2
		8	0	20.77	21.00	20.61	0-3	3
	8	3	20.74	21.01	20.60	0-3	3	
	8	7	20.71	20.99	20.62	0-3	3	
	15	0	20.67	20.99	20.57	0-3	3	

LTE Band 2_ 5 Mhz Bandwidth

Bandwidth	Modulation	RB Size	RB Offset	Max. Average Power [dBm]			MPR Allowed Per 3GPP [dB]	MPR [dB]
				18625 Ch. 1852.5 MHz	18900 Ch. 1880 MHz	19175 Ch. 1907.5 MHz		
5 Mhz	QPSK	1	0	23.79	24.02	23.63	0	0
		1	12	23.74	24.09	23.65	0	0
		1	24	23.71	24.09	23.64	0	0
		12	0	22.79	23.06	22.71	0-1	1
		12	6	22.73	23.03	22.65	0-1	1
		12	11	22.74	23.02	22.61	0-1	1
	16QAM	25	0	22.75	23.04	22.67	0-1	1
		1	0	23.05	23.18	22.83	0-1	1
		1	12	22.94	23.31	22.75	0-1	1
		1	24	22.95	23.31	22.88	0-1	1
		12	0	21.76	22.06	21.68	0-2	2
		12	6	21.73	22.02	21.65	0-2	2
	64QAM	12	11	21.72	21.99	21.61	0-2	2
		25	0	21.75	22.09	21.67	0-2	2
		1	0	21.99	22.14	21.72	0-2	2
		1	12	21.94	22.24	21.79	0-2	2
		1	24	21.85	22.14	21.87	0-2	2
		12	0	20.77	21.07	20.70	0-3	3
	12	6	20.71	20.98	20.65	0-3	3	
	12	11	20.70	21.01	20.62	0-3	3	
	25	0	20.72	21.04	20.61	0-3	3	

LTE Band 2 _ 10 MHz Bandwidth

Bandwidth	Modulation	RB Size	RB Offset	Max. Average Power [dBm]			MPR Allowed Per 3GPP [dB]	MPR [dB]
				18650 Ch. 1855 MHz	18900 Ch. 1880 MHz	19150 Ch. 1905 MHz		
10 MHz	QPSK	1	0	23.75	23.92	23.66	0	0
		1	24	23.77	24.08	23.64	0	0
		1	49	23.67	24.06	23.63	0	0
		25	0	22.76	23.05	22.76	0-1	1
		25	12	22.77	23.07	22.67	0-1	1
		25	24	22.77	23.07	22.61	0-1	1
	16QAM	50	0	22.79	23.05	22.75	0-1	1
		1	0	23.04	23.18	22.88	0-1	1
		1	24	22.96	23.31	22.78	0-1	1
		1	49	22.84	23.33	22.92	0-1	1
		25	0	21.75	22.08	21.80	0-2	2
		25	12	21.77	22.09	21.65	0-2	2
	64QAM	25	24	21.78	22.05	21.64	0-2	2
		50	0	21.77	22.04	21.71	0-2	2
		1	0	21.87	22.07	21.77	0-2	2
		1	24	21.92	22.14	21.78	0-2	2
		1	49	21.87	22.12	21.74	0-2	2
		25	0	20.71	21.01	20.72	0-3	3
	25	12	20.72	21.04	20.62	0-3	3	
	25	24	20.75	21.04	20.59	0-3	3	
	50	0	20.73	20.99	20.70	0-3	3	

LTE Band 2 _ 15 MHz Bandwidth

Bandwidth	Modulation	RB Size	RB Offset	Max. Average Power [dBm]			MPR Allowed Per 3GPP [dB]	MPR [dB]
				18675 Ch. 1857.5 MHz	18900 Ch. 1880 MHz	19125 Ch. 1902.5 MHz		
15 MHz	QPSK	1	0	23.70	23.80	23.74	0	0
		1	36	23.76	24.03	23.63	0	0
		1	74	23.74	23.95	23.59	0	0
		36	0	22.72	22.96	22.78	0-1	1
		36	18	22.74	23.02	22.67	0-1	1
		36	39	22.74	22.96	22.57	0-1	1
	16QAM	75	0	22.74	23.05	22.73	0-1	1
		1	0	23.00	23.04	22.97	0-1	1
		1	36	23.02	23.27	22.85	0-1	1
		1	74	22.86	23.15	22.81	0-1	1
		36	0	21.70	21.97	21.77	0-2	2
		36	18	21.69	22.02	21.66	0-2	2
	64QAM	36	39	21.78	22.03	21.56	0-2	2
		75	0	21.75	21.97	21.73	0-2	2
		1	0	21.82	21.96	21.92	0-2	2
		1	36	21.90	22.26	21.80	0-2	2
		1	74	21.88	22.05	21.69	0-2	2
		36	0	20.68	20.94	20.75	0-3	3
	36	18	20.73	21.03	20.70	0-3	3	
	36	39	20.72	20.95	20.56	0-3	3	
	75	0	20.73	20.98	20.67	0-3	3	

LTE Band 2_ 20 MHz Bandwidth

Bandwidth	Modulation	RB Size	RB Offset	Max. Average Power [dBm]			MPR Allowed Per 3GPP [dB]	MPR [dB]
				18700 Ch. 1860 MHz	18900 Ch. 1880 MHz	19100 Ch. 1900 MHz		
20 MHz	QPSK	1	0	23.67	23.78	23.83	0	0
		1	49	23.74	24.08	23.72	0	0
		1	99	23.79	23.94	23.54	0	0
		50	0	22.68	23.00	22.83	0-1	1
		50	25	22.82	23.04	22.82	0-1	1
		50	49	22.86	23.03	22.63	0-1	1
		100	0	22.74	22.99	22.68	0-1	1
	16QAM	1	0	22.95	23.00	23.11	0-1	1
		1	49	22.98	23.28	22.93	0-1	1
		1	99	23.00	23.23	22.80	0-1	1
		50	0	21.68	22.01	21.84	0-2	2
		50	25	21.76	22.06	21.77	0-2	2
		50	49	21.81	22.05	21.59	0-2	2
		100	0	21.71	21.99	21.69	0-2	2
	64QAM	1	0	21.76	21.83	21.98	0-2	2
		1	49	21.82	22.20	21.87	0-2	2
		1	99	21.84	22.07	21.65	0-2	2
		50	0	20.64	20.99	20.78	0-3	3
		50	25	20.73	21.01	20.75	0-3	3
		50	49	20.79	20.95	20.57	0-3	3
		100	0	20.68	20.96	20.67	0-3	3

[LTE Band 4 Conducted Power]

LTE Band 4 _ 1.4 MHz Bandwidth

Bandwidth	Modulation	RB Size	RB Offset	Max. Average Power [dBm]			MPR Allowed Per 3GPP [dB]	MPR [dB]
				19957 Ch. 1710.7 MHz	20175 Ch. 1732.5 MHz	20393 Ch. 1754.3 MHz		
1.4 MHz	QPSK	1	0	23.28	23.11	23.42	0	0
		1	3	23.29	23.14	23.46	0	0
		1	5	23.26	23.11	23.41	0	0
		3	0	23.28	23.13	23.47	0	0
		3	1	23.29	23.12	23.46	0	0
		3	3	23.29	23.12	23.46	0	0
		6	0	22.26	22.10	22.47	0-1	1
	16QAM	1	0	22.56	22.31	22.68	0-1	1
		1	3	22.59	22.28	22.77	0-1	1
		1	5	22.59	22.36	22.71	0-1	1
		3	0	22.29	22.10	22.51	0-1	1
		3	1	22.31	22.16	22.45	0-1	1
		3	3	22.24	22.06	22.38	0-1	1
		6	0	21.31	21.17	21.54	0-2	2
	64QAM	1	0	21.38	21.26	21.66	0-2	2
		1	3	21.47	21.25	21.51	0-2	2
		1	5	21.42	21.20	21.57	0-2	2
		3	0	21.29	21.18	21.53	0-2	2
		3	1	21.30	21.17	21.50	0-2	2
		3	3	21.33	21.18	21.50	0-2	2
		6	0	20.32	20.23	20.38	0-3	3

LTE Band 4 _ 3 MHz Bandwidth

Bandwidth	Modulation	RB Size	RB Offset	Max. Average Power [dBm]			MPR Allowed Per 3GPP [dB]	MPR [dB]
				19965 Ch. 1711.5 MHz	20175 Ch. 1732.5 MHz	20385 Ch. 1753.5 MHz		
3 MHz	QPSK	1	0	23.27	23.09	23.41	0	0
		1	7	23.28	23.14	23.44	0	0
		1	14	23.27	23.10	23.41	0	0
		8	0	22.30	22.08	22.45	0-1	1
		8	3	22.30	22.09	22.44	0-1	1
		8	7	22.28	22.10	22.43	0-1	1
		15	0	22.32	22.12	22.43	0-1	1
	16QAM	1	0	22.58	22.44	22.69	0-1	1
		1	7	22.46	22.28	22.74	0-1	1
		1	14	22.52	22.37	22.72	0-1	1
		8	0	21.35	21.15	21.52	0-2	2
		8	3	21.32	21.14	21.50	0-2	2
		8	7	21.32	21.15	21.45	0-2	2
		15	0	21.28	21.11	21.44	0-2	2
	64QAM	1	0	21.40	21.17	21.53	0-2	2
		1	7	21.50	21.22	21.53	0-2	2
		1	14	21.38	21.18	21.53	0-2	2
		8	0	20.24	20.20	20.45	0-3	3
		8	3	20.25	20.27	20.42	0-3	3
		8	7	20.26	20.28	20.40	0-3	3
		15	0	20.23	20.22	20.39	0-3	3

LTE Band 4 _ 5 MHz Bandwidth

Bandwidth	Modulation	RB Size	RB Offset	Max. Average Power [dBm]			MPR Allowed Per 3GPP [dB]	MPR [dB]
				19975 Ch. 1712.5 MHz	20175 Ch. 1732.5 MHz	20375 Ch. 1752.5 MHz		
5 MHz	QPSK	1	0	23.30	23.16	23.37	0	0
		1	12	23.33	23.18	23.45	0	0
		1	24	23.31	23.15	23.45	0	0
		12	0	22.36	22.15	22.46	0-1	1
		12	6	22.29	22.10	22.46	0-1	1
		12	11	22.25	22.15	22.42	0-1	1
		25	0	22.30	22.14	22.45	0-1	1
	16QAM	1	0	22.54	22.47	22.66	0-1	1
		1	12	22.54	22.42	22.70	0-1	1
		1	24	22.58	22.39	22.74	0-1	1
		12	0	21.33	21.11	21.45	0-2	2
		12	6	21.25	21.07	21.46	0-2	2
		12	11	21.23	21.14	21.36	0-2	2
		25	0	21.28	21.14	21.46	0-2	2
	64QAM	1	0	21.40	21.26	21.51	0-2	2
		1	12	21.37	21.32	21.50	0-2	2
		1	24	21.42	21.33	21.57	0-2	2
		12	0	20.36	20.09	20.45	0-3	3
		12	6	20.26	20.30	20.47	0-3	3
		12	11	20.22	20.12	20.39	0-3	3
25		0	20.25	20.15	20.44	0-3	3	

LTE Band 4 _ 10 MHz Bandwidth

Bandwidth	Modulation	RB Size	RB Offset	Max. Average Power [dBm]			MPR Allowed Per 3GPP [dB]	MPR [dB]
				20000 Ch. 1715 MHz	20175 Ch. 1732.5 MHz	20350 Ch. 1750 MHz		
10 MHz	QPSK	1	0	23.28	23.16	23.20	0	0
		1	24	23.32	23.16	23.40	0	0
		1	49	23.26	23.16	23.46	0	0
		25	0	22.38	22.13	22.40	0-1	1
		25	12	22.31	22.13	22.42	0-1	1
		25	24	22.29	22.22	22.44	0-1	1
		50	0	22.32	22.19	22.46	0-1	1
	16QAM	1	0	22.52	22.44	22.44	0-1	1
		1	24	22.56	22.45	22.66	0-1	1
		1	49	22.56	22.33	22.73	0-1	1
		25	0	21.35	21.12	21.43	0-2	2
		25	12	21.31	21.16	21.45	0-2	2
		25	24	21.31	21.19	21.44	0-2	2
		50	0	21.30	21.14	21.46	0-2	2
	64QAM	1	0	21.36	21.30	21.28	0-2	2
		1	24	21.45	21.33	21.50	0-2	2
		1	49	21.44	21.27	21.59	0-2	2
		25	0	20.31	20.08	20.40	0-3	3
		25	12	20.25	20.14	20.38	0-3	3
		25	24	20.27	20.15	20.40	0-3	3
50		0	20.25	20.14	20.39	0-3	3	

LTE Band 4 _ 15 MHz Bandwidth

Bandwidth	Modulation	RB Size	RB Offset	Max. Average Power [dBm]			MPR Allowed Per 3GPP [dB]	MPR [dB]
				20025 Ch. 1717.5 MHz	20175 Ch. 1732.5 MHz	20325 Ch. 1747.5 MHz		
15 MHz	QPSK	1	0	23.23	23.10	23.08	0	0
		1	36	23.28	23.16	23.32	0	0
		1	74	23.24	23.13	23.43	0	0
		36	0	22.30	22.13	22.19	0-1	1
		36	18	22.28	22.13	22.32	0-1	1
		36	39	22.29	22.18	22.40	0-1	1
		75	0	22.32	22.17	22.35	0-1	1
	16QAM	1	0	22.42	22.33	22.32	0-1	1
		1	36	22.44	22.38	22.55	0-1	1
		1	74	22.48	22.41	22.64	0-1	1
		36	0	21.29	21.11	21.20	0-2	2
		36	18	21.25	21.13	21.28	0-2	2
		36	39	21.25	21.22	21.39	0-2	2
		75	0	21.24	21.12	21.36	0-2	2
	64QAM	1	0	21.32	21.23	21.15	0-2	2
		1	36	21.34	21.32	21.48	0-2	2
		1	74	21.43	21.24	21.66	0-2	2
		36	0	20.27	20.10	20.16	0-3	3
		36	18	20.24	20.11	20.30	0-3	3
		36	39	20.26	20.18	20.38	0-3	3
		75	0	20.19	20.11	20.31	0-3	3

LTE Band 4 _ 20 MHz Bandwidth

Bandwidth	Modulation	RB Size	RB Offset	Max. Average Power [dBm]	MPR Allowed Per 3GPP [dB]	MPR [dB]
				20175 Ch. 1732.5 MHz		
20 MHz	QPSK	1	0	23.11	0	0
		1	49	23.16	0	0
		1	99	23.15	0	0
		50	0	22.14	0-1	1
		50	25	22.20	0-1	1
		50	49	22.29	0-1	1
		100	0	22.25	0-1	1
	16QAM	1	0	22.41	0-1	1
		1	49	22.37	0-1	1
		1	99	22.41	0-1	1
		50	0	21.08	0-2	2
		50	25	21.14	0-2	2
		50	49	21.25	0-2	2
		100	0	21.18	0-2	2
	64QAM	1	0	21.28	0-2	2
		1	49	21.22	0-2	2
		1	99	21.27	0-2	2
		50	0	20.06	0-3	3
		50	25	20.09	0-3	3
		50	49	20.23	0-3	3
		100	0	20.15	0-3	3

[LTE Band 5 Conducted Power]

LTE Band 5 _ 1.4 MHz Bandwidth

Bandwidth	Modulation	RB Size	RB Offset	Max. Average Power [dBm]			MPR Allowed Per 3GPP [dB]	MPR [dB]
				20407 Ch. 824.7 MHz	20525 Ch. 836.5 MHz	20643 Ch. 848.3 MHz		
1.4 MHz	QPSK	1	0	23.33	23.10	22.88	0	0
		1	3	23.35	23.15	22.88	0	0
		1	5	23.39	23.10	22.90	0	0
		3	0	23.38	23.14	22.85	0	0
		3	1	23.35	23.11	22.88	0	0
		3	3	23.37	23.10	22.87	0	0
	16QAM	1	0	22.54	22.32	22.13	0-1	1
		1	3	22.49	22.49	22.24	0-1	1
		1	5	22.68	22.42	22.10	0-1	1
		3	0	22.35	22.13	21.85	0-1	1
		3	1	22.29	22.02	21.90	0-1	1
		3	3	22.37	22.05	21.87	0-1	1
	64QAM	6	0	21.45	21.18	20.93	0-2	2
		1	0	21.41	21.27	20.96	0-2	2
		1	3	21.38	21.19	20.96	0-2	2
		1	5	21.49	21.23	21.02	0-2	2
		3	0	21.41	21.18	20.93	0-2	2
		3	1	21.44	21.14	20.98	0-2	2
		3	3	21.43	21.18	20.94	0-2	2
		6	0	20.28	20.04	19.79	0-3	3

LTE Band 5 _ 3 MHz Bandwidth

Bandwidth	Modulation	RB Size	RB Offset	Max. Average Power [dBm]			MPR Allowed Per 3GPP [dB]	MPR [dB]
				20415 Ch. 825.5 MHz	20525 Ch. 836.5 MHz	20635 Ch. 847.5 MHz		
3 MHz	QPSK	1	0	23.38	23.16	22.84	0	0
		1	7	23.38	23.14	22.83	0	0
		1	14	23.27	23.10	22.89	0	0
		8	0	22.38	22.15	21.87	0-1	1
		8	3	22.33	22.13	21.88	0-1	1
		8	7	22.32	22.12	21.87	0-1	1
		15	0	22.35	22.17	21.84	0-1	1
	16QAM	1	0	22.55	22.33	22.04	0-1	1
		1	7	22.59	22.39	22.20	0-1	1
		1	14	22.49	22.45	22.27	0-1	1
		8	0	21.44	21.18	20.91	0-2	2
		8	3	21.40	21.14	20.90	0-2	2
		8	7	21.40	21.19	20.91	0-2	2
		15	0	21.30	21.14	20.86	0-2	2
	64QAM	1	0	21.60	21.21	20.97	0-2	2
		1	7	21.59	21.34	21.05	0-2	2
		1	14	21.43	21.26	20.99	0-2	2
		8	0	20.35	20.15	19.83	0-3	3
		8	3	20.33	20.07	19.81	0-3	3
		8	7	20.32	20.11	19.84	0-3	3
		15	0	20.28	20.08	19.78	0-3	3

LTE Band 5 _ 5 MHz Bandwidth

Bandwidth	Modulation	RB Size	RB Offset	Max. Average Power [dBm]			MPR Allowed Per 3GPP [dB]	MPR [dB]
				20425 Ch. 826.5 MHz	20525 Ch. 836.5 MHz	20625 Ch. 846.5 MHz		
5 MHz	QPSK	1	0	23.43	23.22	22.96	0	0
		1	12	23.36	23.17	22.94	0	0
		1	24	23.30	23.15	22.94	0	0
		12	0	22.35	22.15	21.94	0-1	1
		12	6	22.31	22.13	21.88	0-1	1
		12	11	22.27	22.13	21.85	0-1	1
		25	0	22.30	22.17	21.90	0-1	1
	16QAM	1	0	22.65	22.53	22.29	0-1	1
		1	12	22.52	22.44	22.12	0-1	1
		1	24	22.59	22.52	22.27	0-1	1
		12	0	21.34	21.20	20.89	0-2	2
		12	6	21.30	21.15	20.83	0-2	2
		12	11	21.27	21.11	20.83	0-2	2
		25	0	21.29	21.16	20.88	0-2	2
	64QAM	1	0	21.53	21.34	21.08	0-2	2
		1	12	21.49	21.29	20.95	0-2	2
		1	24	21.38	21.29	21.12	0-2	2
		12	0	20.33	20.10	19.86	0-3	3
		12	6	20.28	20.12	19.81	0-3	3
		12	11	20.23	20.06	19.78	0-3	3
25		0	20.25	20.12	19.84	0-3	3	

LTE Band 5 _ 10 MHz Bandwidth

Bandwidth	Modulation	RB Size	RB Offset	Max. Average Power [dBm]	MPR Allowed Per 3GPP [dB]	MPR [dB]
				20525 Ch. 836.5 MHz		
10 MHz	QPSK	1	0	23.22	0	0
		1	24	23.20	0	0
		1	49	23.01	0	0
		25	0	22.24	0-1	1
		25	12	22.18	0-1	1
		25	24	22.16	0-1	1
		50	0	22.26	0-1	1
	16QAM	1	0	22.47	0-1	1
		1	24	22.46	0-1	1
		1	49	22.19	0-1	1
		25	0	21.22	0-2	2
		25	12	21.16	0-2	2
		25	24	21.13	0-2	2
		50	0	21.22	0-2	2
	64QAM	1	0	21.44	0-2	2
		1	24	21.32	0-2	2
		1	49	21.04	0-2	2
		25	0	20.16	0-3	3
		25	12	20.12	0-3	3
		25	24	20.09	0-3	3
50		0	20.15	0-3	3	

[LTE Band 7 Conducted Power]

LTE Band 7_ 5 MHz Bandwidth

Bandwidth	Modulation	RB Size	RB Offset	Max. Average Power [dBm]			MPR Allowed Per 3GPP [dB]	MPR [dB]	
				20775 Ch. 2502.5 MHz	21100 Ch. 2535 MHz	21425 Ch. 2567.5 MHz			
5 MHz	QPSK	1	0	22.64	23.23	23.56	0	0	
		1	12	22.74	23.24	23.57	0	0	
		1	24	22.78	23.20	23.54	0	0	
		12	0	22.24	22.77	23.13	0-1	1	
		12	6	22.25	22.73	23.13	0-1	1	
		12	11	22.27	22.72	23.12	0-1	1	
	16QAM	25	0	22.24	22.73	23.11	0-1	1	
		1	0	21.86	22.52	22.84	0-1	1	
		1	12	21.99	22.34	22.79	0-1	1	
		1	24	21.94	22.46	22.73	0-1	1	
		12	0	21.22	21.74	22.12	0-2	2	
		12	6	21.18	21.70	22.07	0-2	2	
	64QAM	12	11	21.25	21.70	22.11	0-2	2	
		25	0	21.28	21.78	22.18	0-2	2	
		1	0	20.75	21.35	21.70	0-2	2	
		1	12	20.82	21.38	21.75	0-2	2	
		1	24	20.87	21.30	21.67	0-2	2	
		12	0	20.23	20.76	21.12	0-3	3	
		64QAM	12	6	20.21	20.69	21.10	0-3	3
			12	11	20.23	20.68	21.10	0-3	3
		25	0	20.23	20.69	21.11	0-3	3	

LTE Band 7_ 10 MHz Bandwidth

Bandwidth	Modulation	RB Size	RB Offset	Max. Average Power [dBm]			MPR Allowed Per 3GPP [dB]	MPR [dB]	
				20800 Ch. 2505 MHz	21100 Ch. 2535 MHz	21400 Ch. 2565 MHz			
10 MHz	QPSK	1	0	22.66	23.23	23.55	0	0	
		1	24	22.80	23.22	23.56	0	0	
		1	49	22.88	23.23	23.52	0	0	
		25	0	22.25	22.78	23.11	0-1	1	
		25	12	22.33	22.77	23.09	0-1	1	
		25	24	22.43	22.76	23.14	0-1	1	
	16QAM	50	0	22.36	22.80	23.13	0-1	1	
		1	0	21.83	22.39	22.83	0-1	1	
		1	24	21.99	22.40	22.75	0-1	1	
		1	49	22.13	22.46	22.68	0-1	1	
		25	0	21.29	21.81	22.13	0-2	2	
		25	12	21.28	21.76	22.13	0-2	2	
	64QAM	25	24	21.46	21.78	22.22	0-2	2	
		50	0	21.37	21.78	22.14	0-2	2	
		1	0	20.83	21.31	21.63	0-2	2	
		1	24	20.98	21.34	21.67	0-2	2	
		1	49	21.03	21.33	21.68	0-2	2	
		25	0	20.22	20.78	21.16	0-3	3	
		64QAM	25	12	20.29	20.72	21.07	0-3	3
			25	24	20.44	20.73	21.14	0-3	3
		50	0	20.34	20.77	21.12	0-3	3	

LTE Band 7 _ 15 MHz Bandwidth

Bandwidth	Modulation	RB Size	RB Offset	Max. Average Power [dBm]			MPR Allowed Per 3GPP [dB]	MPR [dB]
				20825 Ch. 2507.5 MHz	21100 Ch. 2535 MHz	21375 Ch. 2562.5 MHz		
15 MHz	QPSK	1	0	22.70	23.11	23.45	0	0
		1	36	22.87	23.22	23.57	0	0
		1	74	22.89	23.11	23.44	0	0
		36	0	22.25	22.78	23.08	0-1	1
		36	18	22.31	22.68	23.07	0-1	1
		36	39	22.50	22.74	23.10	0-1	1
		75	0	22.42	22.75	23.17	0-1	1
	16QAM	1	0	21.95	22.39	22.67	0-1	1
		1	36	22.06	22.46	22.69	0-1	1
		1	74	22.18	22.39	22.63	0-1	1
		36	0	21.23	21.75	22.08	0-2	2
		36	18	21.35	21.67	22.06	0-2	2
		36	39	21.54	21.76	22.11	0-2	2
		75	0	21.38	21.71	22.14	0-2	2
	64QAM	1	0	20.80	21.29	21.64	0-2	2
		1	36	21.04	21.36	21.68	0-2	2
		1	74	21.02	21.28	21.55	0-2	2
		36	0	20.22	20.75	21.12	0-3	3
		36	18	20.38	20.67	21.04	0-3	3
		36	39	20.48	20.74	21.10	0-3	3
		75	0	20.36	20.72	21.06	0-3	3

LTE Band 7 _ 20 MHz Bandwidth

Bandwidth	Modulation	RB Size	RB Offset	Max. Average Power [dBm]			MPR Allowed Per 3GPP [dB]	MPR [dB]
				20850 Ch. 2510 MHz	21100 Ch. 2535 MHz	21350 Ch. 2560 MHz		
20 MHz	QPSK	1	0	22.65	23.07	23.37	0	0
		1	49	22.95	23.20	23.52	0	0
		1	99	22.90	23.13	23.40	0	0
		50	0	22.25	22.83	23.21	0-1	1
		50	25	22.47	22.76	23.06	0-1	1
		50	49	22.61	22.84	23.07	0-1	1
		100	0	22.45	22.82	23.20	0-1	1
	16QAM	1	0	21.86	22.26	22.60	0-1	1
		1	49	22.23	22.44	22.75	0-1	1
		1	99	22.05	22.27	22.57	0-1	1
		50	0	21.21	21.84	22.18	0-2	2
		50	25	21.46	21.76	22.07	0-2	2
		50	49	21.56	21.80	22.07	0-2	2
		100	0	21.40	21.78	22.13	0-2	2
	64QAM	1	0	20.81	21.13	21.48	0-2	2
		1	49	21.09	21.35	21.71	0-2	2
		1	99	21.06	21.18	21.50	0-2	2
		50	0	20.25	20.77	21.14	0-3	3
		50	25	20.42	20.70	21.03	0-3	3
		50	49	20.53	20.78	21.04	0-3	3
		100	0	20.37	20.76	21.09	0-3	3

[LTE Band 12 Conducted Power]

LTE Band 12_ 1.4 MHz Bandwidth

Bandwidth	Modulation	RB Size	RB Offset	Max. Average Power [dBm]			MPR Allowed Per 3GPP [dB]	MPR [dB]
				23017 Ch. 699.7 MHz	23095 Ch. 707.5 MHz	23173 Ch. 715.3 MHz		
1.4 MHz	QPSK	1	0	23.35	23.31	23.15	0	0
		1	3	23.44	23.32	23.13	0	0
		1	5	23.35	23.27	23.13	0	0
		3	0	23.37	23.35	23.18	0	0
		3	1	23.36	23.34	23.14	0	0
		3	3	23.34	23.30	23.14	0	0
	16QAM	1	0	22.56	22.63	22.33	0-1	1
		1	3	22.67	22.60	22.48	0-1	1
		1	5	22.70	22.50	22.39	0-1	1
		3	0	22.39	22.31	22.19	0-1	1
		3	1	22.32	22.37	22.19	0-1	1
		3	3	22.30	22.29	22.15	0-1	1
	64QAM	6	0	21.44	21.39	21.21	0-2	2
		1	0	21.47	21.42	21.34	0-2	2
		1	3	21.60	21.44	21.26	0-2	2
		1	5	21.43	21.44	21.29	0-2	2
		3	0	21.40	21.38	21.25	0-2	2
		3	1	21.42	21.38	21.22	0-2	2
		3	3	21.35	21.29	21.17	0-2	2
		6	0	20.47	20.40	20.24	0-3	3

LTE Band 12_ 3 MHz Bandwidth

Bandwidth	Modulation	RB Size	RB Offset	Max. Average Power [dBm]			MPR Allowed Per 3GPP [dB]	MPR [dB]
				23025 Ch. 700.5 MHz	23095 Ch. 707.5 MHz	23165 Ch. 714.5 MHz		
3 MHz	QPSK	1	0	23.35	23.32	23.19	0	0
		1	7	23.36	23.34	23.22	0	0
		1	14	23.30	23.30	23.15	0	0
		8	0	22.34	22.30	22.16	0-1	1
		8	3	22.31	22.27	22.13	0-1	1
		8	7	22.30	22.24	22.12	0-1	1
	16QAM	15	0	22.34	22.28	22.14	0-1	1
		1	0	22.61	22.62	22.42	0-1	1
		1	7	22.58	22.54	22.52	0-1	1
		1	14	22.57	22.50	22.46	0-1	1
		8	0	21.36	21.32	21.22	0-2	2
		8	3	21.36	21.37	21.22	0-2	2
	64QAM	8	7	21.37	21.32	21.13	0-2	2
		15	0	21.32	21.28	21.14	0-2	2
		1	0	21.45	21.41	21.31	0-2	2
		1	7	21.50	21.49	21.41	0-2	2
		1	14	21.39	21.46	21.29	0-2	2
		8	0	20.52	20.41	20.33	0-3	3
		8	3	20.48	20.49	20.28	0-3	3
		8	7	20.47	20.44	20.24	0-3	3
		15	0	20.45	20.44	20.23	0-3	3

LTE Band 12_ 5 MHz Bandwidth

Bandwidth	Modulation	RB Size	RB Offset	Max. Average Power [dBm]			MPR Allowed Per 3GPP [dB]	MPR [dB]
				23035 Ch. 701.5 MHz	23095 Ch. 707.5 MHz	23155 Ch. 713.5 MHz		
5 MHz	QPSK	1	0	23.39	23.46	23.35	0	0
		1	12	23.38	23.36	23.20	0	0
		1	24	23.40	23.34	23.19	0	0
		12	0	22.38	22.37	22.26	0-1	1
		12	6	22.35	22.36	22.21	0-1	1
		12	11	22.37	22.25	22.10	0-1	1
		25	0	22.39	22.26	22.19	0-1	1
	16QAM	1	0	22.67	22.59	22.56	0-1	1
		1	12	22.56	22.53	22.52	0-1	1
		1	24	22.71	22.59	22.50	0-1	1
		12	0	21.36	21.32	21.19	0-2	2
		12	6	21.29	21.27	21.16	0-2	2
		12	11	21.32	21.21	21.07	0-2	2
		25	0	21.37	21.30	21.15	0-2	2
	64QAM	1	0	21.53	21.53	21.51	0-2	2
		1	12	21.50	21.42	21.37	0-2	2
		1	24	21.47	21.46	21.32	0-2	2
		12	0	20.52	20.48	20.38	0-3	3
		12	6	20.48	20.48	20.36	0-3	3
		12	11	20.50	20.39	20.28	0-3	3
		25	0	20.53	20.42	20.29	0-3	3

LTE Band 12_ 10 MHz Bandwidth

Bandwidth	Modulation	RB Size	RB Offset	Max. Average Power [dBm]	MPR Allowed Per 3GPP [dB]	MPR [dB]
				23095 Ch. 707.5 MHz		
10 MHz	QPSK	1	0	23.37	0	0
		1	24	23.36	0	0
		1	49	23.26	0	0
		25	0	22.31	0-1	1
		25	12	22.33	0-1	1
		25	24	22.22	0-1	1
		50	0	22.28	0-1	1
	16QAM	1	0	22.64	0-1	1
		1	24	22.56	0-1	1
		1	49	22.49	0-1	1
		25	0	21.33	0-2	2
		25	12	21.30	0-2	2
		25	24	21.20	0-2	2
		50	0	21.26	0-2	2
	64QAM	1	0	21.45	0-2	2
		1	24	21.48	0-2	2
		1	49	21.36	0-2	2
		25	0	20.49	0-3	3
		25	12	20.44	0-3	3
		25	24	20.34	0-3	3
		50	0	20.41	0-3	3

[LTE Band 13 Conducted Power]

LTE Band 13 5 MHz Bandwidth

Bandwidth	Modulation	RB Size	RB Offset	Max. Average Power [dBm]			MPR Allowed Per 3GPP [dB]	MPR [dB]
				23205	23230	23255		
				779.5 MHz	782 MHz	784.5 MHz		
5 MHz	QPSK	1	0	23.39	23.42	23.39	0	0
		1	12	23.46	23.39	23.33	0	0
		1	24	23.36	23.30	23.31	0	0
		12	0	22.31	22.34	22.25	0-1	1
		12	6	22.36	22.29	22.25	0-1	1
		12	11	22.33	22.28	22.24	0-1	1
		25	0	22.33	22.31	22.28	0-1	1
	16QAM	1	0	22.70	22.67	22.57	0-1	1
		1	12	22.65	22.72	22.53	0-1	1
		1	24	22.67	22.55	22.59	0-1	1
		12	0	21.28	21.35	21.24	0-2	2
		12	6	21.30	21.28	21.19	0-2	2
		12	11	21.34	21.26	21.21	0-2	2
		25	0	21.31	21.33	21.26	0-2	2
	64QAM	1	0	21.49	21.50	21.52	0-2	2
		1	12	21.55	21.58	21.44	0-2	2
		1	24	21.44	21.47	21.41	0-2	2
		12	0	20.29	20.29	20.22	0-3	3
		12	6	20.31	20.23	20.23	0-3	3
		12	11	20.31	20.26	20.17	0-3	3
		25	0	20.31	20.25	20.19	0-3	3

LTE Band 13 10 MHz Bandwidth

Bandwidth	Modulation	RB Size	RB Offset	Max. Average Power [dBm]	MPR Allowed Per 3GPP [dB]	MPR [dB]
				23230 Ch. 782 MHz		
10 MHz	QPSK	1	0	23.46	0	0
		1	24	23.36	0	0
		1	49	23.24	0	0
		25	0	22.25	0-1	1
		25	12	22.30	0-1	1
		25	24	22.34	0-1	1
		50	0	22.35	0-1	1
	16QAM	1	0	22.71	0-1	1
		1	24	22.59	0-1	1
		1	49	22.52	0-1	1
		25	0	21.23	0-2	2
		25	12	21.31	0-2	2
		25	24	21.32	0-2	2
		50	0	21.27	0-2	2
	64QAM	1	0	21.49	0-2	2
		1	24	21.48	0-2	2
		1	49	21.35	0-2	2
		25	0	20.20	0-3	3
		25	12	20.24	0-3	3
		25	24	20.28	0-3	3
		50	0	20.21	0-3	3

[LTE Band 14 conducted Power]

LTE Band 14 _ 5 MHz Bandwidth

Bandwidth	Modulation	RB Size	RB Offset	Max. Average Power [dBm]			MPR Allowed Per 3GPP [dB]	MPR [dB]
				23305 Ch. 790.5 MHz	23330 Ch. 793 MHz	23355 Ch. 795.5 MHz		
5 MHz	QPSK	1	0	23.26	23.33	23.41	0	0
		1	12	23.32	23.39	23.41	0	0
		1	24	23.38	23.41	23.44	0	0
		12	0	22.30	22.30	22.33	0-1	1
		12	6	22.28	22.34	22.35	0-1	1
		12	11	22.26	22.29	22.28	0-1	1
		25	0	22.30	22.35	22.35	0-1	1
	16QAM	1	0	22.53	22.62	22.77	0-1	1
		1	12	22.65	22.68	22.67	0-1	1
		1	24	22.70	22.59	22.60	0-1	1
		12	0	21.32	21.31	21.31	0-2	2
		12	6	21.27	21.31	21.31	0-2	2
		12	11	21.21	21.32	21.27	0-2	2
		25	0	21.27	21.32	21.31	0-2	2
	64QAM	1	0	21.48	21.51	21.56	0-2	2
		1	12	21.46	21.53	21.49	0-2	2
		1	24	21.52	21.54	21.53	0-2	2
		12	0	20.27	20.26	20.32	0-3	3
		12	6	20.25	20.27	20.32	0-3	3
		12	11	20.21	20.27	20.28	0-3	3
		25	0	20.25	20.28	20.26	0-3	3

LTE Band 14 _ 10 MHz Bandwidth

Bandwidth	Modulation	RB Size	RB Offset	Max. Average Power [dBm]	MPR Allowed Per 3GPP [dB]	MPR [dB]
				23330 Ch. 793 MHz		
10 MHz	QPSK	1	0	23.35	0	0
		1	24	23.41	0	0
		1	49	23.37	0	0
		25	0	22.34	0-1	1
		25	12	22.33	0-1	1
		25	24	22.30	0-1	1
		50	0	22.33	0-1	1
	16QAM	1	0	22.60	0-1	1
		1	24	22.70	0-1	1
		1	49	22.56	0-1	1
		25	0	21.32	0-2	2
		25	12	21.30	0-2	2
		25	24	21.27	0-2	2
		50	0	21.26	0-2	2
	64QAM	1	0	21.55	0-2	2
		1	24	21.58	0-2	2
		1	49	21.49	0-2	2
		25	0	20.27	0-3	3
		25	12	20.30	0-3	3
		25	24	20.25	0-3	3
		50	0	20.27	0-3	3

[LTE Band 25 Conducted Power]

LTE Band 25_ 1.4 MHz Bandwidth

Bandwidth	Modulation	RB Size	RB Offset	Max. Average Power [dBm]			MPR Allowed Per 3GPP [dB]	MPR [dB]
				26047 Ch. 1850.7 MHz	26365 Ch. 1882.5 MHz	26683 Ch. 1914.3 MHz		
1.4 MHz	QPSK	1	0	23.71	24.00	23.59	0	0
		1	3	23.71	24.01	23.62	0	0
		1	5	23.68	23.99	23.62	0	0
		3	0	23.79	24.04	23.70	0	0
		3	1	23.76	24.01	23.71	0	0
		3	3	23.75	24.01	23.69	0	0
	16QAM	6	0	22.75	23.00	22.66	0-1	1
		1	0	22.94	23.30	22.85	0-1	1
		1	3	22.99	23.23	22.92	0-1	1
		1	5	22.87	23.24	22.87	0-1	1
		3	0	22.80	23.03	22.78	0-1	1
		3	1	22.76	23.01	22.78	0-1	1
	64QAM	3	3	22.72	23.03	22.67	0-1	1
		6	0	21.82	22.04	21.75	0-2	2
		1	0	21.81	22.14	21.80	0-2	2
		1	3	21.90	22.13	21.82	0-2	2
		1	5	21.79	22.15	21.77	0-2	2
		3	0	21.84	22.06	21.75	0-2	2
		3	1	21.83	22.11	21.75	0-2	2
		3	3	21.83	22.04	21.73	0-2	2
		6	0	20.69	20.94	20.63	0-3	3

LTE Band 25_ 3 MHz Bandwidth

Bandwidth	Modulation	RB Size	RB Offset	Max. Average Power [dBm]			MPR Allowed Per 3GPP [dB]	MPR [dB]
				26055 Ch. 1851.5 MHz	26365 Ch. 1882.5 MHz	26675 Ch. 1913.5 MHz		
3 MHz	QPSK	1	0	23.76	24.01	23.51	0	0
		1	7	23.73	24.03	23.57	0	0
		1	14	23.70	24.00	23.51	0	0
		8	0	22.71	22.99	22.54	0-1	1
		8	3	22.74	22.97	22.54	0-1	1
		8	7	22.72	22.98	22.55	0-1	1
		15	0	22.76	23.01	22.52	0-1	1
	16QAM	1	0	23.02	23.20	22.66	0-1	1
		1	7	23.00	23.21	22.74	0-1	1
		1	14	22.89	23.27	22.71	0-1	1
		8	0	21.77	22.06	21.59	0-2	2
		8	3	21.80	22.03	21.62	0-2	2
		8	7	21.81	22.04	21.60	0-2	2
		15	0	21.77	21.99	21.57	0-2	2
	64QAM	1	0	21.91	22.14	21.68	0-2	2
		1	7	21.89	22.12	21.75	0-2	2
		1	14	21.79	22.12	21.68	0-2	2
		8	0	20.71	21.03	20.56	0-3	3
		8	3	20.72	20.98	20.59	0-3	3
		8	7	20.71	20.99	20.54	0-3	3
		15	0	20.69	20.96	20.49	0-3	3

LTE Band 25_ 5 MHz Bandwidth

Bandwidth	Modulation	RB Size	RB Offset	Max. Average Power [dBm]			MPR Allowed Per 3GPP [dB]	MPR [dB]
				26065 Ch. 1852.5 MHz	26365 Ch. 1882.5 MHz	26665 Ch. 1912.5 MHz		
5 MHz	QPSK	1	0	23.78	24.05	23.58	0	0
		1	12	23.75	24.06	23.56	0	0
		1	24	23.71	24.04	23.58	0	0
		12	0	22.81	23.07	22.63	0-1	1
		12	6	22.74	23.03	22.60	0-1	1
		12	11	22.72	23.01	22.57	0-1	1
		25	0	22.75	23.05	22.57	0-1	1
	16QAM	1	0	22.94	23.28	22.75	0-1	1
		1	12	22.89	23.21	22.67	0-1	1
		1	24	22.83	23.31	22.64	0-1	1
		12	0	21.80	22.02	21.62	0-2	2
		12	6	21.71	21.99	21.58	0-2	2
		12	11	21.71	21.99	21.55	0-2	2
		25	0	21.78	22.08	21.60	0-2	2
	64QAM	1	0	21.92	22.19	21.71	0-2	2
		1	12	21.85	22.21	21.74	0-2	2
		1	24	21.77	22.15	21.68	0-2	2
		12	0	20.75	21.04	20.61	0-3	3
		12	6	20.74	21.03	20.57	0-3	3
		12	11	20.68	20.98	20.54	0-3	3
		25	0	20.73	21.05	20.54	0-3	3

LTE Band 25_ 10 MHz Bandwidth

Bandwidth	Modulation	RB Size	RB Offset	Max. Average Power [dBm]			MPR Allowed Per 3GPP [dB]	MPR [dB]
				26090 Ch. 1855 MHz	26365 Ch. 1882.5 MHz	26640 Ch. 1910 MHz		
10 MHz	QPSK	1	0	23.76	23.95	23.63	0	0
		1	24	23.75	24.06	23.62	0	0
		1	49	23.70	23.99	23.58	0	0
		25	0	22.75	23.01	22.64	0-1	1
		25	12	22.75	23.06	22.64	0-1	1
		25	24	22.77	23.03	22.61	0-1	1
		50	0	22.78	23.09	22.69	0-1	1
	16QAM	1	0	23.04	23.25	22.80	0-1	1
		1	24	23.00	23.23	22.84	0-1	1
		1	49	22.84	23.15	22.80	0-1	1
		25	0	21.76	22.07	21.68	0-2	2
		25	12	21.73	22.05	21.63	0-2	2
		25	24	21.78	22.09	21.60	0-2	2
		50	0	21.76	22.05	21.65	0-2	2
	64QAM	1	0	21.83	22.12	21.79	0-2	2
		1	24	21.79	22.16	21.80	0-2	2
		1	49	21.81	22.14	21.73	0-2	2
		25	0	20.71	20.99	20.64	0-3	3
		25	12	20.68	21.03	20.63	0-3	3
		25	24	20.75	21.02	20.59	0-3	3
		50	0	20.71	21.00	20.63	0-3	3

LTE Band 25_ 15 MHz Bandwidth

Bandwidth	Modulation	RB Size	RB Offset	Max. Average Power [dBm]			MPR Allowed Per 3GPP [dB]	MPR [dB]
				26115 Ch. 1857.5 MHz	26365 Ch. 1882.5 MHz	26615 Ch. 1907.5 MHz		
15 MHz	QPSK	1	0	23.69	23.89	23.62	0	0
		1	36	23.74	24.09	23.63	0	0
		1	74	23.74	23.94	23.55	0	0
		36	0	22.69	23.01	22.66	0-1	1
		36	18	22.69	23.02	22.60	0-1	1
		36	39	22.74	23.00	22.59	0-1	1
		75	0	22.74	22.97	22.65	0-1	1
	16QAM	1	0	23.00	23.05	22.89	0-1	1
		1	36	22.86	23.23	22.81	0-1	1
		1	74	22.85	23.09	22.67	0-1	1
		36	0	21.68	22.00	21.67	0-2	2
		36	18	21.70	22.00	21.58	0-2	2
		36	39	21.79	21.97	21.56	0-2	2
		75	0	21.73	21.98	21.67	0-2	2
	64QAM	1	0	21.87	21.99	21.72	0-2	2
		1	36	21.91	22.21	21.72	0-2	2
		1	74	21.88	22.11	21.65	0-2	2
		36	0	20.70	20.99	20.73	0-3	3
		36	18	20.68	20.96	20.59	0-3	3
		36	39	20.73	20.95	20.54	0-3	3
		75	0	20.70	20.92	20.63	0-3	3

LTE Band 25_ 20 MHz Bandwidth

Bandwidth	Modulation	RB Size	RB Offset	Max. Average Power [dBm]			MPR Allowed Per 3GPP [dB]	MPR [dB]
				26140 Ch. 1860 MHz	26365 Ch. 1882.5 MHz	26590 Ch. 1905 MHz		
20 MHz	QPSK	1	0	23.65	23.80	23.71	0	0
		1	49	23.70	24.03	23.66	0	0
		1	99	23.76	23.85	23.50	0	0
		50	0	22.67	23.09	22.79	0-1	1
		50	25	22.74	23.08	22.70	0-1	1
		50	49	22.87	23.02	22.59	0-1	1
		100	0	22.73	23.05	22.68	0-1	1
	16QAM	1	0	22.88	23.03	22.96	0-1	1
		1	49	22.92	23.16	22.85	0-1	1
		1	99	23.00	23.11	22.74	0-1	1
		50	0	21.64	22.03	21.77	0-2	2
		50	25	21.74	22.04	21.66	0-2	2
		50	49	21.81	22.01	21.57	0-2	2
		100	0	21.66	21.98	21.64	0-2	2
	64QAM	1	0	21.83	21.91	21.86	0-2	2
		1	49	21.85	22.21	21.80	0-2	2
		1	99	21.83	21.99	21.56	0-2	2
		50	0	20.57	21.01	20.78	0-3	3
		50	25	20.72	21.03	20.67	0-3	3
		50	49	20.77	20.97	20.54	0-3	3
		100	0	20.66	20.99	20.63	0-3	3

[LTE Band 26 Conducted Power]

LTE Band 26_ 1.4 MHz Bandwidth

Bandwidth	Modulation	RB Size	RB Offset	Max. Average Power [dBm]			MPR Allowed Per 3GPP [dB]	MPR [dB]
				26697 Ch. 814.7 MHz	26865 Ch. 831.5 MHz	27033 Ch. 848.3 MHz		
1.4 MHz	QPSK	1	0	23.54	23.31	22.93	0	0
		1	3	23.51	23.31	22.90	0	0
		1	5	23.49	23.29	22.93	0	0
		3	0	23.52	23.33	22.91	0	0
		3	1	23.50	23.34	22.93	0	0
		3	3	23.55	23.31	22.93	0	0
	16QAM	6	0	22.54	22.35	21.91	0-1	1
		1	0	22.80	22.61	22.24	0-1	1
		1	3	22.77	22.57	22.17	0-1	1
		1	5	22.77	22.59	22.15	0-1	1
		3	0	22.49	22.35	21.89	0-1	1
		3	1	22.53	22.34	21.95	0-1	1
	64QAM	3	3	22.56	22.31	21.88	0-1	1
		6	0	21.57	21.41	20.93	0-2	2
		1	0	21.61	21.40	20.97	0-2	2
		1	3	21.65	21.48	21.04	0-2	2
		1	5	21.63	21.36	21.08	0-2	2
		3	0	21.59	21.40	21.00	0-2	2
	64QAM	3	1	21.59	21.40	20.98	0-2	2
		3	3	21.59	21.37	20.98	0-2	2
		6	0	20.45	20.25	19.79	0-3	3

LTE Band 26_ 3 MHz Bandwidth

Bandwidth	Modulation	RB Size	RB Offset	Max. Average Power [dBm]			MPR Allowed Per 3GPP [dB]	MPR [dB]
				26705 Ch. 815.5 MHz	26865 Ch. 831.5 MHz	27025 Ch. 847.5 MHz		
3 MHz	QPSK	1	0	23.55	23.29	22.93	0	0
		1	7	23.50	23.33	22.93	0	0
		1	14	23.44	23.21	22.91	0	0
		8	0	22.52	22.32	21.94	0-1	1
		8	3	22.49	22.31	21.88	0-1	1
		8	7	22.47	22.24	21.89	0-1	1
		15	0	22.53	22.29	21.94	0-1	1
	16QAM	1	0	22.74	22.54	22.13	0-1	1
		1	7	22.78	22.53	22.26	0-1	1
		1	14	22.79	22.54	22.08	0-1	1
		8	0	21.57	21.38	20.97	0-2	2
		8	3	21.56	21.36	20.90	0-2	2
		8	7	21.50	21.24	20.96	0-2	2
		15	0	21.51	21.31	20.92	0-2	2
	64QAM	1	0	21.68	21.48	21.07	0-2	2
		1	7	21.64	21.41	21.02	0-2	2
		1	14	21.60	21.35	21.06	0-2	2
		8	0	20.52	20.31	19.89	0-3	3
		8	3	20.50	20.28	19.86	0-3	3
		8	7	20.48	20.18	19.89	0-3	3
		15	0	20.50	20.23	19.85	0-3	3

LTE Band 26_ 5 MHz Bandwidth

Bandwidth	Modulation	RB Size	RB Offset	Max. Average Power [dBm]			MPR Allowed Per 3GPP [dB]	MPR [dB]	
				26715 Ch. 816.5 MHz	26865 Ch. 831.5 MHz	27015 Ch. 846.5 MHz			
5 MHz	QPSK	1	0	23.56	23.38	23.01	0	0	
		1	12	23.52	23.34	22.98	0	0	
		1	24	23.51	23.27	22.92	0	0	
		12	0	22.60	22.41	22.01	0-1	1	
		12	6	22.54	22.33	21.91	0-1	1	
		12	11	22.53	22.22	21.91	0-1	1	
	16QAM	25	0	22.55	22.31	21.99	0-1	1	
		1	0	22.79	22.59	22.22	0-1	1	
		1	12	22.67	22.55	22.15	0-1	1	
		1	24	22.83	22.49	22.26	0-1	1	
		12	0	21.58	21.40	20.98	0-2	2	
		12	6	21.49	21.32	20.89	0-2	2	
	64QAM	12	11	21.49	21.22	20.90	0-2	2	
		25	0	21.56	21.29	20.94	0-2	2	
		1	0	21.67	21.44	21.09	0-2	2	
		1	12	21.63	21.52	21.13	0-2	2	
		1	24	21.56	21.43	21.02	0-2	2	
		12	0	20.55	20.38	20.01	0-3	3	
		64QAM	12	6	20.50	20.31	19.89	0-3	3
			12	11	20.47	20.20	19.85	0-3	3
			25	0	20.52	20.26	19.90	0-3	3

LTE Band 26_ 10 MHz Bandwidth

Bandwidth	Modulation	RB Size	RB Offset	Max. Average Power [dBm]			MPR Allowed Per 3GPP [dB]	MPR [dB]	
				26740 Ch. 819 MHz	26865 Ch. 831.5 MHz	26990 Ch. 844 MHz			
10 MHz	QPSK	1	0	23.52	23.34	23.12	0	0	
		1	24	23.47	23.36	23.02	0	0	
		1	49	23.40	23.19	22.92	0	0	
		25	0	22.49	22.45	22.01	0-1	1	
		25	12	22.44	22.33	22.00	0-1	1	
		25	24	22.53	22.28	21.86	0-1	1	
	16QAM	50	0	22.49	22.37	22.03	0-1	1	
		1	0	22.74	22.65	22.46	0-1	1	
		1	24	22.85	22.52	22.28	0-1	1	
		1	49	22.60	22.51	22.20	0-1	1	
		25	0	21.42	21.46	21.01	0-2	2	
		25	12	21.45	21.35	21.02	0-2	2	
	64QAM	25	24	21.54	21.25	20.90	0-2	2	
		50	0	21.46	21.36	20.97	0-2	2	
		1	0	21.66	21.48	21.32	0-2	2	
		1	24	21.54	21.46	21.16	0-2	2	
		1	49	21.48	21.25	20.97	0-2	2	
		25	0	20.47	20.43	20.01	0-3	3	
		64QAM	25	12	20.40	20.26	19.95	0-3	3
			25	24	20.50	20.24	19.82	0-3	3
			50	0	20.43	20.28	19.93	0-3	3

LTE Band 26_ 15 MHz Bandwidth

Bandwidth	Modulation	RB Size	RB Offset	Max. Average Power [dBm]			MPR Allowed Per 3GPP [dB]	MPR [dB]
					26865Ch. 831.5 MHz			
15 MHz	QPSK	1	0		23.32		0	0
		1	36		23.48		0	0
		1	74		23.11		0	0
		36	0		22.42		0-1	1
		36	18		22.31		0-1	1
		36	39		22.18		0-1	1
		75	0		22.36		0-1	1
	16QAM	1	0		22.65		0-1	1
		1	36		22.46		0-1	1
		1	74		22.36		0-1	1
		36	0		21.40		0-2	2
		36	18		21.29		0-2	2
		36	39		21.18		0-2	2
		75	0		21.32		0-2	2
	64QAM	1	0		21.53		0-2	2
		1	36		21.45		0-2	2
		1	74		21.14		0-2	2
		36	0		20.39		0-3	3
		36	18		20.28		0-3	3
		36	39		20.15		0-3	3
		75	0		20.26		0-3	3

[LTE Band 30 Conducted Power]

LTE Band 30_ 5 MHz Bandwidth

Bandwidth	Modulation	RB Size	RB Offset	Max. Average Power [dBm]			MPR Allowed Per 3GPP [dB]	MPR [dB]
				27685 Ch. 2307.5 MHz	27710 Ch. 2310 MHz	27735 Ch. 2312.5 MHz		
5 MHz	QPSK	1	0	21.91	22.02	22.37	0	0
		1	12	21.90	21.85	21.88	0	0
		1	24	21.83	21.78	21.77	0	0
		12	0	21.44	21.42	21.41	0-1	1
		12	6	21.37	21.35	21.32	0-1	1
		12	11	21.35	21.33	21.28	0-1	1
		25	0	21.34	21.35	21.32	0-1	1
	16QAM	1	0	21.32	21.03	21.04	0-1	1
		1	12	21.49	21.03	20.95	0-1	1
		1	24	20.93	20.84	20.94	0-1	1
		12	0	20.40	20.40	20.34	0-2	2
		12	6	20.32	20.31	20.24	0-2	2
		12	11	20.29	20.27	20.21	0-2	2
		25	0	20.33	20.34	20.30	0-2	2
	64QAM	1	0	20.43	19.96	19.92	0-2	2
		1	12	20.28	19.96	19.88	0-2	2
		1	24	20.38	19.81	19.76	0-2	2
		12	0	19.37	19.33	19.35	0-3	3
		12	6	19.31	19.28	19.23	0-3	3
		12	11	19.25	19.24	19.17	0-3	3
		25	0	19.28	19.24	19.22	0-3	3

LTE Band 30_ 10 MHz Bandwidth

Bandwidth	Modulation	RB Size	RB Offset	Max. Average Power [dBm]	MPR Allowed Per 3GPP [dB]	MPR [dB]
				27710 Ch. 2310 MHz		
10 MHz	QPSK	1	0	21.90	0	0
		1	24	21.89	0	0
		1	49	21.74	0	0
		25	0	21.43	0-1	1
		25	12	21.39	0-1	1
		25	24	21.31	0-1	1
		50	0	21.43	0-1	1
	16QAM	1	0	21.15	0-1	1
		1	24	21.10	0-1	1
		1	49	20.91	0-1	1
		25	0	20.50	0-2	2
		25	12	20.38	0-2	2
		25	24	20.30	0-2	2
		50	0	20.35	0-2	2
	64QAM	1	0	20.04	0-2	2
		1	24	19.96	0-2	2
		1	49	19.78	0-2	2
		25	0	19.38	0-3	3
		25	12	19.28	0-3	3
		25	24	19.22	0-3	3
		50	0	19.33	0-3	3

[LTE TDD Band 38 Conducted Power]

LTE Band 38_ 5 MHz Bandwidth

Bandwidth	Modulation	RB Size	RB Offset	Max. Average Power [dBm]			MPR Allowed Per 3GPP [dB]	MPR [dB]	
				3775 Ch. 2572.5 MHz	38000 Ch. 2595 MHz	38225 Ch. 2617.5 MHz			
5 MHz	QPSK	1	0	23.50	23.81	23.13	0	0	
		1	12	23.46	23.78	23.07	0	0	
		1	24	23.41	23.62	22.97	0	0	
		12	0	23.04	22.78	22.13	0-1	1	
		12	6	23.00	22.73	22.07	0-1	1	
		12	11	22.96	22.71	22.03	0-1	1	
	16QAM	25	0	23.02	22.71	22.06	0-1	1	
		1	0	23.00	22.86	22.20	0-1	1	
		1	12	23.01	22.86	22.14	0-1	1	
		1	24	22.99	22.75	22.06	0-1	1	
		12	0	21.98	21.74	21.07	0-2	2	
		12	6	21.96	21.68	21.00	0-2	2	
	64QAM	12	11	21.91	21.66	20.96	0-2	2	
		25	0	22.06	21.74	21.05	0-2	2	
		1	0	21.75	21.47	20.81	0-2	2	
		1	12	21.70	21.47	20.76	0-2	2	
		1	24	21.65	21.34	20.67	0-2	2	
		12	0	21.07	20.79	20.12	0-3	3	
			12	6	21.01	20.72	20.05	0-3	3
			12	11	20.96	20.69	20.00	0-3	3
			25	0	21.04	20.76	20.06	0-3	3

LTE Band 38_ 10 MHz Bandwidth

Bandwidth	Modulation	RB Size	RB Offset	Max. Average Power [dBm]			MPR Allowed Per 3GPP [dB]	MPR [dB]
				37800 Ch. 2575 MHz	38000 Ch. 2595 MHz	38200 Ch. 2615 MHz		
10 MHz	QPSK	1	0	23.93	23.78	23.19	0	0
		1	24	23.93	23.75	23.11	0	0
		1	49	23.81	23.54	22.97	0	0
		25	0	23.02	22.78	22.20	0-1	1
		25	12	22.97	22.75	22.15	0-1	1
		25	24	22.94	22.70	22.08	0-1	1
		50	0	23.02	22.77	22.16	0-1	1
	16QAM	1	0	23.06	22.88	22.30	0-1	1
		1	24	23.02	22.86	22.23	0-1	1
		1	49	22.88	22.64	22.04	0-1	1
		25	0	22.08	21.83	21.21	0-2	2
		25	12	22.01	21.77	21.17	0-2	2
		25	24	21.99	21.73	21.09	0-2	2
		50	0	22.04	21.78	21.18	0-2	2
	64QAM	1	0	21.72	21.46	20.88	0-2	2
		1	24	21.67	21.47	20.81	0-2	2
		1	49	21.53	21.26	20.64	0-2	2
		25	0	21.06	20.82	20.21	0-3	3
		25	12	21.02	20.80	20.16	0-3	3
		25	24	21.01	20.75	20.10	0-3	3
		50	0	20.99	20.73	20.10	0-3	3

LTE Band 38_ 15 MHz Bandwidth

Bandwidth	Modulation	RB Size	RB Offset	Max. Average Power [dBm]			MPR Allowed Per 3GPP [dB]	MPR [dB]
				37825 Ch. 2507.5 MHz	38000 Ch. 2595 MHz	38175 Ch. 2612.5 MHz		
15 MHz	QPSK	1	0	23.95	23.72	23.28	0	0
		1	36	23.86	23.74	23.16	0	0
		1	74	23.65	23.42	22.93	0	0
		36	0	22.98	22.76	22.23	0-1	1
		36	18	22.93	22.73	22.18	0-1	1
		36	39	22.87	22.64	22.09	0-1	1
		75	0	22.95	22.74	22.22	0-1	1
	16QAM	1	0	23.03	22.87	22.38	0-1	1
		1	36	22.95	22.82	22.23	0-1	1
		1	74	22.80	22.52	22.04	0-1	1
		36	0	21.98	21.75	21.19	0-2	2
		36	18	21.89	21.66	21.17	0-2	2
		36	39	21.84	21.61	21.04	0-2	2
		75	0	21.95	21.73	21.20	0-2	2
	64QAM	1	0	21.68	21.49	20.96	0-2	2
		1	36	21.59	21.43	20.86	0-2	2
		1	74	21.41	21.12	20.63	0-2	2
		36	0	20.96	20.76	20.19	0-3	3
		36	18	20.90	20.67	20.12	0-3	3
		36	39	20.84	20.60	20.04	0-3	3
		75	0	20.96	20.71	20.15	0-3	3

LTE Band 38_ 20 MHz Bandwidth

Bandwidth	Modulation	RB Size	RB Offset	Max. Average Power [dBm]			MPR Allowed Per 3GPP [dB]	MPR [dB]
				37850	38000	37850		
				2580 MHz	2595 MHz	2580 MHz		
20 MHz	QPSK	1	0	23.93	23.80	23.51	0	0
		1	49	23.84	23.72	23.23	0	0
		1	99	23.55	23.26	22.88	0	0
		50	0	23.06	22.82	22.39	0-1	1
		50	25	22.95	22.77	22.28	0-1	1
		50	49	22.86	22.66	22.20	0-1	1
		100	0	22.94	22.71	22.29	0-1	1
	16QAM	1	0	23.01	22.88	22.60	0-1	1
		1	49	22.94	22.87	22.32	0-1	1
		1	99	22.68	22.34	21.98	0-1	1
		50	0	22.07	21.85	21.40	0-2	2
		50	25	21.96	21.77	21.29	0-2	2
		50	49	21.86	21.68	21.20	0-2	2
		100	0	21.94	21.72	21.27	0-2	2
	64QAM	1	0	21.64	21.51	21.21	0-2	2
		1	49	21.57	21.45	20.90	0-2	2
		1	99	21.31	20.93	20.57	0-2	2
		50	0	21.03	20.80	20.35	0-3	3
		50	25	20.92	20.71	20.25	0-3	3
		50	49	20.81	20.62	20.14	0-3	3
		100	0	20.91	20.70	20.21	0-3	3

[LTE Band 40 Low Side (MCC310) Conducted Power]
 LTE Band 40 Low Side (MCC310) 5 MHz Bandwidth

Bandwidth	Modulation	RB Size	RB Offset	Max. Average Power [dBm]			MPR Allowed Per 3GPP [dB]	MPR [dB]
				38725 Ch. 2307.5 MHz	38750 Ch. 2310 MHz	38775 Ch. 2312.5 MHz		
5 MHz	QPSK	1	0	9.88	9.89	9.84	0	0
		1	12	9.85	9.86	9.86	0	0
		1	24	9.75	9.81	9.79	0	0
		12	0	9.88	9.89	9.83	0-1	0
		12	6	9.86	9.83	9.84	0-1	0
		12	11	9.87	9.87	9.86	0-1	0
	16QAM	25	0	9.90	9.83	9.87	0-1	0
		1	0	9.98	9.97	9.97	0-1	0
		1	12	9.97	9.94	9.94	0-1	0
		1	24	9.93	9.94	9.92	0-1	0
		12	0	9.85	9.86	9.85	0-2	0
		12	6	9.83	9.84	9.82	0-2	0
	64QAM	12	11	9.85	9.87	9.84	0-2	0
		25	0	9.91	9.90	9.90	0-2	0
		1	0	9.63	9.58	9.61	0-2	0
		1	12	9.59	9.57	9.54	0-2	0
		1	24	9.54	9.58	9.55	0-2	0
		12	0	9.95	9.92	9.90	0-3	0
		12	6	9.90	9.92	9.92	0-3	0
		12	11	9.91	9.95	9.90	0-3	0
	25	0	9.96	9.93	9.95	0-3	0	

LTE Band 40 Low Side (MCC310) 10 MHz Bandwidth

Bandwidth	Modulation	RB Size	RB Offset	Max. Average Power [dBm]	MPR Allowed Per 3GPP [dB]	MPR [dB]
				38750 Ch. 2310 MHz		
10 MHz	QPSK	1	0	9.91	0	0
		1	24	9.86	0	0
		1	49	9.76	0	0
		25	0	9.86	0-1	0
		25	12	9.87	0-1	0
		25	24	9.86	0-1	0
	16QAM	50	0	9.92	0-1	0
		1	0	10.03	0-1	0
		1	24	10.00	0-1	0
		1	49	9.87	0-1	0
		25	0	9.88	0-2	0
		25	12	9.93	0-2	0
	64QAM	25	24	9.94	0-2	0
		50	0	9.98	0-2	0
		1	0	9.62	0-2	0
		1	24	9.60	0-2	0
		1	49	9.50	0-2	0
		25	0	9.94	0-3	0
		25	12	9.97	0-3	0
		25	24	9.98	0-3	0
	50	0	9.93	0-3	0	

[LTE Band 41 Conducted Power] - Power Class 3

LTE Band 41_ 5 MHz Bandwidth

Band width	Modulation	RB Size	RB Offset	Max. Average Power [dBm]					MPR Allowed Per GPP [dB]	MPR [dB]
				39750 Ch. 2506.0 MHz	40185 Ch. 2549.5 MHz	40620 Ch. 2593.0 MHz	41055 Ch. 2636.5 MHz	41490 Ch. 2680.0 MHz		
5 MHz	QPSK	1	0	22.22	23.28	23.11	23.17	22.76	0	0
		1	12	22.27	23.23	23.09	23.16	22.76	0	0
		1	24	22.30	23.20	22.99	23.10	22.72	0	0
		12	0	21.24	22.26	22.12	22.14	21.76	0-1	1
		12	6	21.25	22.21	22.07	22.13	21.73	0-1	1
		12	11	21.26	22.20	22.03	22.12	21.72	0-1	1
		25	0	21.27	22.23	22.05	22.15	21.75	0-1	1
	16QAM	1	0	21.27	22.34	22.17	22.22	21.82	0-1	1
		1	12	21.33	22.30	22.17	22.21	21.80	0-1	1
		1	24	21.37	22.29	22.06	22.19	21.79	0-1	1
		12	0	20.18	21.19	21.05	21.08	20.72	0-2	2
		12	6	20.18	21.14	21.00	21.05	20.68	0-2	2
		12	11	20.20	21.14	20.97	21.06	20.65	0-2	2
		25	0	20.26	21.23	21.06	21.14	20.76	0-2	2
	64QAM	1	0	19.87	20.93	20.78	20.84	20.44	0-2	2
		1	12	19.91	20.88	20.77	20.80	20.42	0-2	2
		1	24	19.96	20.85	20.69	20.76	20.40	0-2	2
		12	0	19.23	20.26	20.11	20.16	19.79	0-3	3
		12	6	19.23	20.21	20.06	20.14	19.77	0-3	3
		12	11	19.26	20.17	20.02	20.11	19.71	0-3	3
		25	0	19.29	20.26	20.08	20.17	19.79	0-3	3

LTE Band 41_ 10 MHz Bandwidth

Band width	Modulation	RB Size	RB Offset	Max. Average Power [dBm]					MPR Allowed Per 3GPP [dB]	MPR [dB]
				39750 Ch. 2506.0 MHz	40185 Ch. 2549.5 MHz	40620 Ch. 2593.0 MHz	41055 Ch. 2636.5 MHz	41490 Ch. 2680.0 MHz		
10 MHz	QPSK	1	0	22.14	23.25	23.02	23.14	22.74	0	0
		1	24	22.27	23.22	23.08	23.14	22.75	0	0
		1	49	22.31	23.15	22.98	23.08	22.75	0	0
		25	0	21.20	22.22	22.09	22.17	21.79	0-1	1
		25	12	21.26	22.22	22.07	22.13	21.74	0-1	1
		25	24	21.29	22.22	22.04	22.11	21.70	0-1	1
		50	0	21.24	22.25	22.07	22.17	21.77	0-1	1
	16QAM	1	0	21.21	22.32	22.12	22.23	21.81	0-1	1
		1	24	21.37	22.32	22.20	22.24	21.83	0-1	1
		1	49	21.39	22.24	22.05	22.16	21.80	0-1	1
		25	0	20.19	21.21	21.10	21.17	20.81	0-2	2
		25	12	20.27	21.20	21.10	21.14	20.76	0-2	2
		25	24	20.29	21.21	21.06	21.12	20.71	0-2	2
		50	0	20.27	21.24	21.09	21.17	20.77	0-2	2
	64QAM	1	0	19.79	20.91	20.73	20.82	20.43	0-2	2
		1	24	19.92	20.90	20.79	20.82	20.43	0-2	2
		1	49	19.97	20.82	20.67	20.74	20.40	0-2	2
		25	0	19.24	20.27	20.12	20.21	19.83	0-3	3
		25	12	19.31	20.26	20.13	20.19	19.80	0-3	3
		25	24	19.34	20.27	20.06	20.14	19.75	0-3	3
		50	0	19.23	20.23	20.05	20.10	19.76	0-3	3

LTE Band 41 _ 15 MHz Bandwidth

Band width	Modulation	RB Size	RB Offset	Max. Average Power [dBm]					MPR Allowed Per 3GPP [dB]	MPR [dB]
				39750 Ch. 2506.0 MHz	40185 Ch. 2549.5 MHz	40620 Ch. 2593.0 MHz	41055 Ch. 2636.5 MHz	41490 Ch. 2680.0 MHz		
15 MHz	QPSK	1	0	22.09	23.21	23.01	23.14	22.73	0	0
		1	36	22.25	23.22	23.08	23.14	22.75	0	0
		1	74	22.37	23.09	22.92	23.02	22.69	0	0
		36	0	21.15	22.24	22.02	22.15	21.76	0-1	1
		36	18	21.22	22.23	22.07	22.13	21.73	0-1	1
		36	39	21.31	22.20	22.01	22.11	21.69	0-1	1
		75	0	21.28	22.24	22.06	22.17	21.76	0-1	1
	16QAM	1	0	21.18	22.32	22.13	22.23	21.82	0-1	1
		1	36	21.33	22.30	22.16	22.21	21.82	0-1	1
		1	74	21.45	22.22	22.01	22.11	21.78	0-1	1
		36	0	20.10	21.20	21.00	21.11	20.75	0-2	2
		36	18	20.20	21.19	21.04	21.09	20.70	0-2	2
		36	39	20.28	21.17	20.98	21.09	20.66	0-2	2
		75	0	20.28	21.22	21.07	21.15	20.75	0-2	2
	64QAM	1	0	19.76	20.86	20.74	20.83	20.43	0-2	2
		1	36	19.93	20.89	20.77	20.80	20.41	0-2	2
		1	74	20.03	20.80	20.63	20.71	20.39	0-2	2
		36	0	19.15	20.22	20.05	20.12	19.75	0-3	3
36		18	19.19	20.21	20.07	20.11	19.72	0-3	3	
36		39	19.30	20.20	19.97	20.08	19.69	0-3	3	
75		0	19.27	20.20	20.07	20.13	19.77	0-3	3	

LTE Band 41 _ 20 MHz Bandwidth

Band width	Modulation	RB Size	RB Offset	Max. Average Power [dBm]					MPR Allowed Per 3GPP [dB]	MPR [dB]
				39750 Ch. 2506.0 MHz	40185 Ch. 2549.5 MHz	40620 Ch. 2593.0 MHz	41055 Ch. 2636.5 MHz	41490 Ch. 2680.0 MHz		
20 MHz	QPSK	1	0	22.05	23.22	23.04	23.11	22.73	0	0
		1	49	22.27	23.21	23.08	23.14	22.75	0	0
		1	99	22.39	23.01	22.86	22.95	22.65	0	0
		50	0	21.15	22.26	22.09	22.19	21.86	0-1	1
		50	25	21.26	22.25	22.08	22.17	21.79	0-1	1
		50	49	21.39	22.24	21.99	22.11	21.68	0-1	1
		100	0	21.27	22.24	22.09	22.14	21.77	0-1	1
	16QAM	1	0	21.12	22.29	22.13	22.19	21.81	0-1	1
		1	49	21.37	22.33	22.18	22.24	21.82	0-1	1
		1	99	21.47	22.13	21.96	22.02	21.73	0-1	1
		50	0	20.18	21.23	21.11	21.22	20.86	0-2	2
		50	25	20.27	21.26	21.10	21.18	20.81	0-2	2
		50	49	20.39	21.25	21.01	21.11	20.68	0-2	2
		100	0	20.29	21.23	21.07	21.16	20.77	0-2	2
	64QAM	1	0	19.81	20.86	20.73	20.78	20.43	0-2	2
		1	49	19.94	20.87	20.79	20.82	20.43	0-2	2
		1	99	20.05	20.68	20.55	20.62	20.33	0-2	2
		50	0	19.14	20.21	20.12	20.19	19.83	0-3	3
		50	25	19.24	20.23	20.08	20.16	19.77	0-3	3
		50	49	19.36	20.22	19.98	20.10	19.67	0-3	3
		100	0	19.25	20.22	20.05	20.11	19.73	0-3	3

Note; LTE Band 41 has 5 required test channels per FCC KDB 447498 D01v06.

[LTE Band 41 Conducted Power] - Power Class 2

LTE Band 41_ 5 MHz Bandwidth - Power Class 2

Band width	Modulation	RB Size	RB Offset	Max. Average Power [dBm]					MPR Allowed Per GPP [dB]	MPR [dB]
				39750 Ch. 2506.0 MHz	40185 Ch. 2549.5 MHz	40620 Ch. 2593.0 MHz	41055 Ch. 2636.5 MHz	41490 Ch. 2680.0 MHz		
5 MHz	QPSK	1	0	25.22	26.26	26.08	26.13	25.74	0	0
		1	12	25.29	26.25	26.07	26.12	25.73	0	0
		1	24	25.29	26.20	26.00	26.05	25.71	0	0
		12	0	24.28	25.30	25.13	25.16	24.78	0-1	1
		12	6	24.27	25.24	25.09	25.15	24.74	0-1	1
		12	11	24.31	25.23	25.03	25.14	24.73	0-1	1
	16QAM	25	0	24.29	25.26	25.06	25.14	24.76	0-1	1
		1	0	24.38	25.44	25.25	25.32	24.92	0-1	1
		1	12	24.45	25.40	25.24	25.29	24.90	0-1	1
		1	24	24.48	25.38	25.17	25.24	24.87	0-1	1
		12	0	23.30	24.32	24.17	24.18	23.81	0-2	2
		12	6	23.31	24.28	24.13	24.15	23.76	0-2	2
	64QAM	12	11	23.33	24.26	24.08	24.16	23.74	0-2	2
		25	0	23.37	24.32	24.14	24.21	23.82	0-2	2
		1	0	23.20	24.27	24.08	24.12	23.72	0-2	2
		1	12	23.26	24.24	24.07	24.10	23.70	0-2	2
		1	24	23.32	24.20	23.98	24.06	23.67	0-2	2
		12	0	22.36	23.37	23.19	23.22	22.84	0-3	3
5 MHz	64QAM	12	6	22.36	23.32	23.17	23.21	22.83	0-3	3
		12	11	22.38	23.28	23.11	23.19	22.81	0-3	3
	25	0	22.39	23.32	23.15	23.23	22.82	0-3	3	

LTE Band 41_ 10 MHz Bandwidth - Power Class 2

Band width	Modulation	RB Size	RB Offset	Max. Average Power [dBm]					MPR Allowed Per 3GPP [dB]	MPR [dB]	
				39750 Ch. 2506.0 MHz	40185 Ch. 2549.5 MHz	40620 Ch. 2593.0 MHz	41055 Ch. 2636.5 MHz	41490 Ch. 2680.0 MHz			
10 MHz	QPSK	1	0	25.17	26.23	26.03	26.12	25.74	0	0	
		1	24	25.28	26.23	26.07	26.12	25.72	0	0	
		1	49	25.32	26.15	25.95	26.08	25.69	0	0	
		25	0	24.23	25.26	25.10	25.18	24.79	0-1	1	
		25	12	24.31	25.26	25.08	25.15	24.76	0-1	1	
		25	24	24.32	25.26	25.04	25.12	24.70	0-1	1	
	16QAM	50	0	24.31	25.28	25.10	25.18	24.79	0-1	1	
		1	0	24.36	25.44	25.22	25.32	24.93	0-1	1	
		1	24	24.49	25.46	25.28	25.32	24.93	0-1	1	
		1	49	24.53	25.37	25.16	25.24	24.88	0-1	1	
		25	0	23.32	24.33	24.17	24.23	23.85	0-2	2	
		25	12	23.36	24.33	24.19	24.20	23.82	0-2	2	
	64QAM	25	24	23.38	24.34	24.13	24.18	23.77	0-2	2	
		50	0	23.35	24.36	24.17	24.22	23.84	0-2	2	
		1	0	23.15	24.23	23.99	24.13	23.71	0-2	2	
		1	24	23.29	24.22	24.08	24.10	23.71	0-2	2	
		1	49	23.32	24.13	23.96	24.02	23.66	0-2	2	
		25	0	22.35	23.36	23.15	23.25	22.84	0-3	3	
	10 MHz	64QAM	25	12	22.42	23.36	23.17	23.23	22.85	0-3	3
			25	24	22.44	23.36	23.16	23.21	22.77	0-3	3
		50	0	22.32	23.29	23.15	23.18	22.80	0-3	3	

LTE Band 41 _ 15 MHz Bandwidth- Power Class 2

Band width	Modulation	RB Size	RB Offset	Max. Average Power [dBm]					MPR Allowed Per 3GPP [dB]	MPR [dB]
				39750 Ch. 2506.0 MHz	40185 Ch. 2549.5 MHz	40620 Ch. 2593.0 MHz	41055 Ch. 2636.5 MHz	41490 Ch. 2680.0 MHz		
15 MHz	QPSK	1	0	25.13	26.24	26.01	26.10	25.72	0	0
		1	36	25.30	26.24	26.07	26.11	25.71	0	0
		1	74	25.38	26.11	25.91	25.99	25.66	0	0
		36	0	24.23	25.27	25.10	25.15	24.78	0-1	1
		36	18	24.29	25.29	25.11	25.15	24.74	0-1	1
		36	39	24.38	25.28	25.07	25.13	24.70	0-1	1
		75	0	24.33	25.29	25.09	25.14	24.78	0-1	1
	16QAM	1	0	24.33	25.43	25.24	25.31	24.92	0-1	1
		1	36	24.48	25.43	25.25	25.28	24.90	0-1	1
		1	74	24.58	25.34	25.13	25.21	24.85	0-1	1
		36	0	23.24	24.29	24.13	24.15	23.78	0-2	2
		36	18	23.28	24.28	24.11	24.14	23.77	0-2	2
		36	39	23.38	24.28	24.08	24.14	23.71	0-2	2
		75	0	23.37	24.29	24.11	24.18	23.77	0-2	2
	64QAM	1	0	23.16	24.24	24.03	24.11	23.72	0-2	2
		1	36	23.29	24.22	24.08	24.09	23.71	0-2	2
		1	74	23.39	24.12	23.91	23.97	23.63	0-2	2
		36	0	22.25	23.29	23.10	23.16	22.83	0-3	3
36		18	22.28	23.28	23.11	23.15	22.77	0-3	3	
36		39	22.39	23.26	23.02	23.13	22.70	0-3	3	
75		0	22.36	23.32	23.12	23.19	22.75	0-3	3	

LTE Band 41 _ 20 MHz Bandwidth - Power Class 2

Band width	Modulation	RB Size	RB Offset	Max. Average Power [dBm]					MPR Allowed Per 3GPP [dB]	MPR [dB]
				39750 Ch. 2506.0 MHz	40185 Ch. 2549.5 MHz	40620 Ch. 2593.0 MHz	41055 Ch. 2636.5 MHz	41490 Ch. 2680.0 MHz		
20 MHz	QPSK	1	0	25.09	26.25	26.04	26.10	25.73	0	0
		1	49	25.28	26.23	26.07	26.11	25.75	0	0
		1	99	25.40	26.03	25.85	25.91	25.58	0	0
		50	0	24.21	25.32	25.18	25.20	24.85	0-1	1
		50	25	24.34	25.31	25.14	25.18	24.78	0-1	1
		50	49	24.44	25.28	25.04	25.13	24.70	0-1	1
		100	0	24.34	25.30	25.12	25.15	24.75	0-1	1
	16QAM	1	0	24.26	25.38	25.24	25.27	24.92	0-1	1
		1	49	24.52	25.44	25.28	25.30	24.92	0-1	1
		1	99	24.60	25.24	25.06	25.12	24.78	0-1	1
		50	0	23.27	24.32	24.24	24.24	23.90	0-2	2
		50	25	23.37	24.36	24.17	24.23	23.84	0-2	2
		50	49	23.47	24.35	24.09	24.16	23.73	0-2	2
		100	0	23.37	24.31	24.14	24.17	23.78	0-2	2
	64QAM	1	0	23.07	24.19	24.03	24.03	23.69	0-2	2
		1	49	23.29	24.23	24.07	24.08	23.69	0-2	2
		1	99	23.38	24.02	23.84	23.90	23.57	0-2	2
		50	0	22.23	23.30	23.18	23.21	22.84	0-3	3
		50	25	22.32	23.33	23.15	23.19	22.80	0-3	3
		50	49	22.44	23.29	23.04	23.11	22.69	0-3	3
		100	0	22.36	23.29	23.07	23.13	22.76	0-3	3

Note; LTE Band 41 has 5 required test channels per FCC KDB 447498 D01v06.

[LTE Band 48 Conducted Power]

LTE Band 48_ 5 MHz Bandwidth

Bandwidth	Modulation	RB Size	RB Offset	Max. Average Power [dBm]				MPR Allowed Per 3GPP [dB]	MPR [dB]
				55265 Ch. 3552.5 MHz	55748 Ch. 3600.8 MHz	56232 Ch. 3649.2 MHz	56715 Ch. 3697.5 MHz		
5 MHz	QPSK	1	0	23.88	22.98	23.08	23.45	0	0
		1	12	23.85	23.09	23.09	23.54	0	0
		1	24	23.79	23.08	23.09	23.52	0	0
		12	0	22.82	22.07	22.05	22.49	0-1	1
		12	6	22.84	22.03	22.06	22.49	0-1	1
		12	11	22.80	22.02	22.07	22.50	0-1	1
	16QAM	25	0	22.85	22.04	22.08	22.51	0-1	1
		1	0	22.93	22.22	22.13	22.52	0-1	1
		1	12	22.92	22.16	22.14	22.56	0-1	1
		1	24	22.85	22.16	22.16	22.59	0-1	1
		12	0	21.65	20.98	21.00	21.42	0-2	2
		12	6	21.80	20.95	21.00	21.42	0-2	2
	64QAM	12	11	21.66	20.95	20.99	21.43	0-2	2
		25	0	21.79	21.02	21.07	21.50	0-2	2
		1	0	21.52	20.73	20.74	21.12	0-2	2
		1	12	21.60	20.76	20.78	21.19	0-2	2
		1	24	21.47	20.73	20.74	21.17	0-2	2
		12	0	20.82	20.05	20.06	20.49	0-3	3
		12	6	20.82	20.02	20.04	20.48	0-3	3
		12	11	20.77	20.00	20.04	20.47	0-3	3
		25	0	20.83	20.03	20.08	20.52	0-3	3

LTE Band 48_ 10 MHz Bandwidth

Bandwidth	Modulation	RB Size	RB Offset	Max. Average Power [dBm]				MPR Allowed Per 3GPP [dB]	MPR [dB]
				55290Ch. 3555 MHz	55757 Ch. 3601.7 MHz	56223 Ch. 3648.3 MHz	56690 Ch. 3695 MHz		
10 MHz	QPSK	1	0	23.84	23.06	23.07	23.42	0	0
		1	24	23.78	23.07	23.10	23.48	0	0
		1	49	23.66	22.99	23.07	23.51	0	0
		25	0	22.82	22.06	22.05	22.44	0-1	1
		25	12	22.76	22.03	22.07	22.50	0-1	1
		25	24	22.73	22.06	22.07	22.50	0-1	1
		50	0	22.81	22.08	22.10	22.51	0-1	1
	16QAM	1	0	22.91	22.10	22.15	22.51	0-1	1
		1	24	22.87	22.18	22.17	22.57	0-1	1
		1	49	22.77	22.14	22.17	22.59	0-1	1
		25	0	21.84	21.05	21.07	21.46	0-2	2
		25	12	21.76	21.03	21.06	21.49	0-2	2
		25	24	21.74	21.05	21.07	21.51	0-2	2
		50	0	21.81	21.10	21.09	21.51	0-2	2
	64QAM	1	0	21.51	20.71	20.72	21.09	0-2	2
		1	24	21.47	20.77	20.76	21.15	0-2	2
		1	49	21.33	20.72	20.73	21.17	0-2	2
		25	0	20.85	20.09	20.07	20.47	0-3	3
		25	12	20.79	20.06	20.07	20.53	0-3	3
		25	24	20.76	20.08	20.09	20.52	0-3	3
		50	0	20.76	20.05	20.04	20.48	0-3	3

LTE Band 48 _ 15 MHz Bandwidth

Bandwidth	Modulation	RB Size	RB Offset	Max. Average Power [dBm]				MPR Allowed Per 3GPP [dB]	MPR [dB]
				55315Ch. 3557.5 MHz	55765 Ch. 3602.5 MHz	56215 Ch. 3647.5 MHz	56665 Ch. 3692.5 MHz		
15 MHz	QPSK	1	0	23.76	23.03	23.01	23.32	0	0
		1	36	23.74	23.04	23.05	23.46	0	0
		1	74	23.55	23.02	22.93	23.49	0	0
		36	0	22.78	22.06	22.03	22.43	0-1	1
		36	18	22.73	22.04	22.04	22.45	0-1	1
		36	39	22.68	22.06	22.06	22.50	0-1	1
		75	0	22.77	22.08	22.07	22.46	0-1	1
	16QAM	1	0	22.83	22.12	22.10	22.41	0-1	1
		1	36	22.86	22.14	22.12	22.53	0-1	1
		1	74	22.64	22.11	22.13	22.58	0-1	1
		36	0	21.76	21.01	20.99	21.39	0-2	2
		36	18	21.70	20.99	21.00	21.39	0-2	2
		36	39	21.64	21.01	21.03	21.46	0-2	2
		75	0	21.75	21.07	21.06	21.46	0-2	2
	64QAM	1	0	21.45	20.72	20.70	21.00	0-2	2
		1	36	21.45	20.76	20.73	21.13	0-2	2
		1	74	21.22	20.71	20.72	21.17	0-2	2
		36	0	20.75	20.02	20.01	20.41	0-3	3
		36	18	20.68	20.01	20.01	20.40	0-3	3
		36	39	20.65	20.02	20.02	20.47	0-3	3
		75	0	20.74	20.05	20.05	20.44	0-3	3

LTE Band 48 _ 20 MHz Bandwidth

Bandwidth	Modulation	RB Size	RB Offset	Max. Average Power [dBm]				MPR Allowed Per 3GPP [dB]	MPR [dB]
				55340Ch. 3560.0 MHz	55773 Ch. 3603.3 MHz	56207 Ch. 3646.7 MHz	56640 Ch. 3690.0 MHz		
20 MHz	QPSK	1	0	23.76	23.04	23.02	23.27	0	0
		1	49	23.70	23.00	23.08	23.43	0	0
		1	99	23.46	23.03	23.05	23.48	0	0
		50	0	22.82	22.08	22.05	22.43	0-1	1
		50	25	22.74	22.10	22.09	22.48	0-1	1
		50	49	22.65	22.06	22.10	22.50	0-1	1
		100	0	22.71	22.04	22.07	22.46	0-1	1
	16QAM	1	0	22.85	22.14	22.11	22.36	0-1	1
		1	49	22.79	22.18	22.15	22.52	0-1	1
		1	99	22.55	22.13	22.15	22.59	0-1	1
		50	0	21.83	21.08	21.06	21.42	0-2	2
		50	25	21.75	21.12	21.10	21.50	0-2	2
		50	49	21.64	21.06	21.11	21.50	0-2	2
		100	0	21.72	21.04	21.06	21.45	0-2	2
	64QAM	1	0	21.45	20.72	20.69	20.97	0-2	2
		1	49	21.39	20.77	20.73	21.10	0-2	2
		1	99	21.13	20.68	20.74	21.16	0-2	2
		50	0	20.79	20.04	20.04	20.37	0-3	3
		50	25	20.72	20.09	20.09	20.46	0-3	3
		50	49	20.62	20.02	20.04	20.45	0-3	3
		100	0	20.68	20.00	20.02	20.43	0-3	3

[LTE Band 66 Conducted Power]

LTE Band 66 _ 1.4 MHz Bandwidth

Bandwidth	Modulation	RB Size	RB Offset	Max. Average Power [dBm]			MPR Allowed Per 3GPP [dB]	MPR [dB]
				131979Ch. 1710.7 MHz	132322 Ch. 1745 MHz	132665 Ch. 1779.3 MHz		
1.4 MHz	QPSK	1	0	23.26	23.29	23.53	0	0
		1	3	23.29	23.29	23.55	0	0
		1	5	23.30	23.28	23.54	0	0
		3	0	23.32	23.29	23.60	0	0
		3	1	23.33	23.29	23.59	0	0
		3	3	23.33	23.29	23.58	0	0
	16QAM	6	0	22.30	22.29	22.58	0-1	1
		1	0	22.65	22.50	22.73	0-1	1
		1	3	22.53	22.60	22.84	0-1	1
		1	5	22.60	22.56	22.78	0-1	1
		3	0	22.31	22.26	22.59	0-1	1
		3	1	22.30	22.31	22.59	0-1	1
	64QAM	3	3	22.35	22.33	22.59	0-1	1
		6	0	21.39	21.36	21.61	0-2	2
		1	0	21.36	21.40	21.68	0-2	2
		1	3	21.35	21.46	21.62	0-2	2
		1	5	21.48	21.44	21.71	0-2	2
		3	0	21.38	21.33	21.67	0-2	2
		3	1	21.40	21.33	21.66	0-2	2
		3	3	21.37	21.32	21.62	0-2	2
		6	0	20.20	20.21	20.47	0-3	3

LTE Band 66 _ 3 MHz Bandwidth

Bandwidth	Modulation	RB Size	RB Offset	Max. Average Power [dBm]			MPR Allowed Per 3GPP [dB]	MPR [dB]
				131987 Ch. 1711.5 MHz	132322 Ch. 1745 MHz	132657 Ch. 1778.5 MHz		
3 MHz	QPSK	1	0	23.31	23.22	23.50	0	0
		1	7	23.33	23.31	23.54	0	0
		1	14	23.33	23.29	23.53	0	0
		8	0	22.32	22.22	22.54	0-1	1
		8	3	22.31	22.29	22.55	0-1	1
		8	7	22.30	22.29	22.55	0-1	1
		15	0	22.33	22.29	22.59	0-1	1
	16QAM	1	0	22.54	22.42	22.78	0-1	1
		1	7	22.53	22.53	22.72	0-1	1
		1	14	22.64	22.50	22.77	0-1	1
		8	0	21.38	21.31	21.62	0-2	2
		8	3	21.40	21.34	21.65	0-2	2
		8	7	21.34	21.40	21.63	0-2	2
		15	0	21.34	21.29	21.64	0-2	2
	64QAM	1	0	21.44	21.34	21.64	0-2	2
		1	7	21.41	21.42	21.72	0-2	2
		1	14	21.50	21.49	21.62	0-2	2
		8	0	20.33	20.26	20.57	0-3	3
		8	3	20.29	20.25	20.58	0-3	3
		8	7	20.31	20.29	20.56	0-3	3
		8	0	20.27	20.22	20.57	0-3	3

LTE Band 66 _ 5 MHz Bandwidth

Bandwidth	Modulation	RB Size	RB Offset	Max. Average Power [dBm]			MPR Allowed Per 3GPP [dB]	MPR [dB]
				131997 Ch. 1712.5 MHz	132322Ch. 1745 MHz	132647 Ch. 1777.5 MHz		
5 MHz	QPSK	1	0	23.35	23.24	23.57	0	0
		1	12	23.33	23.34	23.60	0	0
		1	24	23.37	23.37	23.61	0	0
		12	0	22.36	22.32	22.62	0-1	1
		12	6	22.34	22.33	22.61	0-1	1
		12	11	22.30	22.34	22.61	0-1	1
	16QAM	25	0	22.35	22.28	22.58	0-1	1
		1	0	22.52	22.45	22.78	0-1	1
		1	12	22.62	22.48	22.76	0-1	1
		1	24	22.57	22.51	22.80	0-1	1
		12	0	21.34	21.29	21.59	0-2	2
		12	6	21.29	21.28	21.58	0-2	2
	64QAM	12	11	21.27	21.33	21.59	0-2	2
		25	0	21.35	21.30	21.59	0-2	2
		1	0	21.47	21.41	21.68	0-2	2
		1	12	21.45	21.42	21.70	0-2	2
		1	24	21.44	21.50	21.72	0-2	2
		12	0	20.32	20.28	20.59	0-3	3
		12	6	20.27	20.29	20.57	0-3	3
		12	11	20.25	20.30	20.60	0-3	3
		25	0	20.30	20.25	20.56	0-3	3

LTE Band 66 _ 10 MHz Bandwidth

Bandwidth	Modulation	RB Size	RB Offset	Max. Average Power [dBm]			MPR Allowed Per 3GPP [dB]	MPR [dB]
				132022 Ch. 1715 MHz	132322 Ch. 1745 MHz	132622 Ch. 1775 MHz		
10 MHz	QPSK	1	0	23.30	23.14	23.57	0	0
		1	24	23.37	23.37	23.58	0	0
		1	49	23.34	23.42	23.62	0	0
		25	0	22.39	22.29	22.56	0-1	1
		25	12	22.37	22.33	22.63	0-1	1
		25	24	22.35	22.37	22.63	0-1	1
		50	0	22.40	22.36	22.61	0-1	1
	16QAM	1	0	22.58	22.36	22.80	0-1	1
		1	24	22.60	22.50	22.74	0-1	1
		1	49	22.52	22.64	22.82	0-1	1
		25	0	21.38	21.26	21.58	0-2	2
		25	12	21.40	21.33	21.63	0-2	2
		25	24	21.38	21.40	21.67	0-2	2
		50	0	21.37	21.34	21.58	0-2	2
	64QAM	1	0	21.46	21.28	21.69	0-2	2
		1	24	21.56	21.43	21.68	0-2	2
		1	49	21.44	21.51	21.74	0-2	2
		25	0	20.35	20.23	20.53	0-3	3
		25	12	20.31	20.31	20.60	0-3	3
		25	24	20.30	20.34	20.61	0-3	3
25		0	20.32	20.28	20.53	0-3	3	
50		0	20.32	20.28	20.53	0-3	3	

LTE Band 66 _ 15 MHz Bandwidth

Bandwidth	Modulation	RB Size	RB Offset	Max. Average Power [dBm]			MPR Allowed Per 3GPP [dB]	MPR [dB]
				132047 Ch. 1717.5 MHz	132322 Ch. 1745 MHz	132597 Ch. 1772.5 MHz		
15 MHz	QPSK	1	0	23.27	23.09	23.48	0	0
		1	36	23.39	23.35	23.63	0	0
		1	74	23.29	23.40	23.56	0	0
		36	0	22.32	22.21	22.54	0-1	1
		36	18	22.31	22.32	22.62	0-1	1
		36	39	22.32	22.38	22.66	0-1	1
		75	0	22.39	22.34	22.64	0-1	1
	16QAM	1	0	22.55	22.35	22.75	0-1	1
		1	36	22.67	22.49	22.79	0-1	1
		1	74	22.49	22.58	22.83	0-1	1
		36	0	21.34	21.24	21.55	0-2	2
		36	18	21.31	21.27	21.63	0-2	2
		36	39	21.31	21.39	21.66	0-2	2
		75	0	21.36	21.26	21.58	0-2	2
	64QAM	1	0	21.39	21.25	21.64	0-2	2
		1	36	21.59	21.46	21.77	0-2	2
		1	74	21.46	21.56	21.67	0-2	2
		36	0	20.30	20.23	20.53	0-3	3
		36	18	20.33	20.27	20.60	0-3	3
		36	39	20.31	20.38	20.64	0-3	3
		75	0	20.27	20.27	20.58	0-3	3

LTE Band 66 _ 20 MHz Bandwidth

Bandwidth	Modulation	RB Size	RB Offset	Max. Average Power [dBm]			MPR Allowed Per 3GPP [dB]	MPR [dB]
				132072 Ch. 1720 MHz	132322 Ch. 1745 MHz	132572 Ch. 1770 MHz		
20 MHz	QPSK	1	0	23.24	23.06	23.47	0	0
		1	49	23.36	23.34	23.61	0	0
		1	99	23.21	23.45	23.56	0	0
		50	0	22.42	22.22	22.51	0-1	1
		50	25	22.32	22.36	22.65	0-1	1
		50	49	22.40	22.37	22.75	0-1	1
		100	0	22.37	22.28	22.62	0-1	1
	16QAM	1	0	22.52	22.35	22.70	0-1	1
		1	49	22.52	22.65	22.82	0-1	1
		1	99	22.42	22.73	22.74	0-1	1
		50	0	21.40	21.22	21.50	0-2	2
		50	25	21.35	21.33	21.64	0-2	2
		50	49	21.33	21.38	21.70	0-2	2
		100	0	21.34	21.25	21.61	0-2	2
	64QAM	1	0	21.40	21.21	21.53	0-2	2
		1	49	21.57	21.48	21.69	0-2	2
		1	99	21.29	21.58	21.70	0-2	2
		50	0	20.36	20.20	20.51	0-3	3
		50	25	20.31	20.31	20.62	0-3	3
		50	49	20.32	20.35	20.67	0-3	3
		100	0	20.33	20.23	20.54	0-3	3

[LTE Band 71 Conducted Power]

LTE Band 71_ 5 MHz Bandwidth

Bandwidth	Modulation	RB Size	RB Offset	Max. Average Power [dBm]			MPR Allowed Per 3GPP [dB]	MPR [dB]	
				133147 Ch. 665.5 MHz	133297 Ch. 680.5 MHz	133447 Ch. 695.5 MHz			
5 MHz	QPSK	1	0	23.42	23.15	23.33	0	0	
		1	12	23.43	23.21	23.38	0	0	
		1	24	23.33	23.17	23.33	0	0	
		12	0	22.41	22.15	22.27	0-1	1	
		12	6	22.39	22.11	22.31	0-1	1	
		12	11	22.38	22.12	22.29	0-1	1	
	16QAM	25	0	22.40	22.14	22.31	0-1	1	
		1	0	22.70	22.42	22.69	0-1	1	
		1	12	22.64	22.35	22.69	0-1	1	
		1	24	22.55	22.37	22.69	0-1	1	
		12	0	21.36	21.06	21.24	0-2	2	
		12	6	21.35	21.07	21.26	0-2	2	
	64QAM	12	11	21.32	21.09	21.28	0-2	2	
		25	0	21.40	21.11	21.27	0-2	2	
		1	0	21.53	21.29	21.46	0-2	2	
		1	12	21.49	21.33	21.53	0-2	2	
		1	24	21.44	21.26	21.47	0-2	2	
		12	0	20.56	20.25	20.49	0-3	3	
		64QAM	12	6	20.51	20.24	20.44	0-3	3
			12	11	20.48	20.26	20.47	0-3	3
			25	0	20.55	20.26	20.45	0-3	3

LTE Band 71_ 10 MHz Bandwidth

Bandwidth	Modulation	RB Size	RB Offset	Max. Average Power [dBm]			MPR Allowed Per 3GPP [dB]	MPR [dB]	
				133172 Ch. 668 MHz	133297 Ch. 680.5 MHz	133422 Ch. 693 MHz			
10 MHz	QPSK	1	0	23.45	23.20	23.27	0	0	
		1	24	23.35	23.19	23.32	0	0	
		1	49	23.21	23.19	23.33	0	0	
		25	0	22.28	22.19	22.24	0-1	1	
		25	12	22.32	22.12	22.29	0-1	1	
		25	24	22.34	22.12	22.33	0-1	1	
	16QAM	50	0	22.36	22.18	22.33	0-1	1	
		1	0	22.63	22.38	22.47	0-1	1	
		1	24	22.64	22.45	22.56	0-1	1	
		1	49	22.53	22.42	22.59	0-1	1	
		25	0	21.29	21.17	21.24	0-2	2	
		25	12	21.27	21.11	21.26	0-2	2	
	64QAM	25	24	21.38	21.10	21.29	0-2	2	
		50	0	21.31	21.15	21.28	0-2	2	
		1	0	21.62	21.29	21.40	0-2	2	
		1	24	21.46	21.28	21.35	0-2	2	
		1	49	21.33	21.18	21.43	0-2	2	
		25	0	20.45	20.30	20.36	0-3	3	
		64QAM	25	12	20.46	20.29	20.38	0-3	3
			25	24	20.51	20.27	20.46	0-3	3
			50	0	20.44	20.30	20.38	0-3	3

LTE Band 71 _ 15 MHz Bandwidth

Bandwidth	Modulation	RB Size	RB Offset	Max. Average Power [dBm]			MPR Allowed Per 3GPP [dB]	MPR [dB]
					133297			
15 MHz	QPSK	1	0		680.5 MHz		0	0
		1	36		23.16		0	0
		1	74		23.14		0	0
		36	0		23.13		0	0
		36	18		22.15		0-1	1
		36	39		22.12		0-1	1
		75	0		22.12		0-1	1
	16QAM	1	0		22.16		0-1	1
		1	36		22.46		0-1	1
		1	74		22.47		0-1	1
		36	0		22.50		0-1	1
		36	18		21.12		0-2	2
		36	39		21.11		0-2	2
		75	0		21.04		0-2	2
	64QAM	1	0		21.15		0-2	2
		1	36		21.26		0-2	2
		1	74		21.30		0-2	2
		36	0		21.25		0-2	2
		36	18		20.31		0-3	3
		36	39		20.29		0-3	3
		75	0		20.25		0-3	3
				20.29		0-3	3	

LTE Band 71 _ 20 MHz Bandwidth

Bandwidth	Modulation	RB Size	RB Offset	Max. Average Power [dBm]			MPR Allowed Per 3GPP [dB]	MPR [dB]
					133297			
20 MHz	QPSK	1	0		680.5 MHz		0	0
		1	49		23.18		0	0
		1	99		23.16		0	0
		50	0		23.15		0	0
		50	25		22.27		0-1	1
		50	49		22.15		0-1	1
		100	0		22.21		0-1	1
	16QAM	1	0		22.23		0-1	1
		1	49		22.46		0-1	1
		1	99		22.50		0-1	1
		50	0		22.36		0-1	1
		50	25		21.20		0-2	2
		50	49		21.11		0-2	2
		100	0		21.17		0-2	2
	64QAM	1	0		21.18		0-2	2
		1	49		21.26		0-2	2
		1	99		21.26		0-2	2
		50	0		21.26		0-2	2
		50	25		20.35		0-3	3
		50	49		20.28		0-3	3
		100	0		20.32		0-3	3
				20.28		0-3	3	

11.4.2 LTE Reduced Conducted Power(Hotspot activated)
[LTE Band 2 Conducted Power_ Hotspot activated]

LTE Band 2 _ 1.4 MHz Bandwidth

Bandwidth	Modulation	RB Size	RB Offset	Reduced Power [dBm]			MPR Allowed Per 3GPP [dB]	MPR [dB]
				18607 Ch. 1850.7 MHz	18900 Ch. 1880 MHz	19193 Ch. 1909.3 MHz		
1.4 MHz	QPSK	1	0	19.28	19.61	19.19	0	0
		1	3	19.26	19.65	19.22	0	0
		1	5	19.25	19.63	19.19	0	0
		3	0	19.30	19.64	19.23	0	0
		3	1	19.29	19.63	19.25	0	0
		3	3	19.28	19.63	19.23	0	0
	6	0	19.29	19.66	19.24	0-1	0	
	16QAM	1	0	19.49	19.87	19.47	0-1	0
		1	3	19.53	19.92	19.39	0-1	0
		1	5	19.41	19.84	19.34	0-1	0
		3	0	19.24	19.70	19.30	0-1	0
		3	1	19.30	19.72	19.31	0-1	0
		3	3	19.26	19.66	19.23	0-1	0
	6	0	19.37	19.75	19.30	0-2	0	
	64QAM	1	0	19.34	19.82	19.35	0-2	0
		1	3	19.37	19.72	19.35	0-2	0
		1	5	19.40	19.73	19.36	0-2	0
		3	0	19.35	19.71	19.29	0-2	0
3		1	19.39	19.77	19.31	0-2	0	
3		3	19.38	19.69	19.32	0-2	0	
6	0	19.27	19.63	19.20	0-3	0		

LTE Band 2 _ 3 MHz Bandwidth

Bandwidth	Modulation	RB Size	RB Offset	Reduced Power [dBm]			MPR Allowed Per 3GPP [dB]	MPR [dB]
				18615 Ch. 1851.5 MHz	18900 Ch. 1880 MHz	19185 Ch. 1908.5 MHz		
3 MHz	QPSK	1	0	19.21	19.57	19.14	0	0
		1	7	19.25	19.69	19.22	0	0
		1	14	19.20	19.62	19.20	0	0
		8	0	19.22	19.61	19.18	0-1	0
		8	3	19.22	19.61	19.15	0-1	0
		8	7	19.17	19.62	19.20	0-1	0
	15	0	19.24	19.64	19.21	0-1	0	
	16QAM	1	0	19.36	19.92	19.36	0-1	0
		1	7	19.56	19.96	19.50	0-1	0
		1	14	19.38	19.86	19.43	0-1	0
		8	0	19.34	19.69	19.29	0-2	0
		8	3	19.34	19.70	19.30	0-2	0
		8	7	19.25	19.69	19.31	0-2	0
	15	0	19.26	19.67	19.23	0-2	0	
	64QAM	1	0	19.36	19.69	19.30	0-2	0
		1	7	19.37	19.86	19.39	0-2	0
		1	14	19.41	19.76	19.37	0-2	0
		8	0	19.30	19.64	19.26	0-3	0
8		3	19.28	19.68	19.25	0-3	0	
8		7	19.24	19.69	19.26	0-3	0	
15	0	19.21	19.61	19.18	0-3	0		

LTE Band 2 _ 5 MHz Bandwidth

Bandwidth	Modulation	RB Size	RB Offset	Reduced Power [dBm]			MPR Allowed Per 3GPP [dB]	MPR [dB]
				18625 Ch. 1852.5 MHz	18900 Ch. 1880 MHz	19175 Ch. 1907.5 MHz		
5 MHz	QPSK	1	0	19.28	19.61	19.20	0	0
		1	12	19.24	19.68	19.20	0	0
		1	24	19.23	19.69	19.23	0	0
		12	0	19.27	19.61	19.27	0-1	0
		12	6	19.21	19.68	19.22	0-1	0
		12	11	19.21	19.64	19.20	0-1	0
		25	0	19.24	19.63	19.22	0-1	0
	16QAM	1	0	19.55	19.83	19.44	0-1	0
		1	12	19.45	19.84	19.41	0-1	0
		1	24	19.46	19.84	19.39	0-1	0
		12	0	19.29	19.65	19.28	0-2	0
		12	6	19.25	19.67	19.23	0-2	0
		12	11	19.22	19.64	19.21	0-2	0
		25	0	19.29	19.72	19.24	0-2	0
	64QAM	1	0	19.45	19.74	19.35	0-2	0
		1	12	19.40	19.89	19.33	0-2	0
		1	24	19.40	19.75	19.35	0-2	0
		12	0	19.33	19.71	19.35	0-3	0
		12	6	19.28	19.67	19.25	0-3	0
		12	11	19.25	19.65	19.22	0-3	0
25		0	19.22	19.67	19.21	0-3	0	

LTE Band 2 _ 10 MHz Bandwidth

Bandwidth	Modulation	RB Size	RB Offset	Reduced Power [dBm]			MPR Allowed Per 3GPP [dB]	MPR [dB]
				18650 Ch. 1855 MHz	18900 Ch. 1880 MHz	19150 Ch. 1905 MHz		
10 MHz	QPSK	1	0	19.23	19.57	19.33	0	0
		1	24	19.22	19.70	19.25	0	0
		1	49	19.25	19.65	19.19	0	0
		25	0	19.24	19.62	19.24	0-1	0
		25	12	19.20	19.64	19.23	0-1	0
		25	24	19.21	19.62	19.19	0-1	0
		50	0	19.21	19.65	19.22	0-1	0
	16QAM	1	0	19.47	19.83	19.45	0-1	0
		1	24	19.51	19.86	19.48	0-1	0
		1	49	19.43	19.91	19.44	0-1	0
		25	0	19.31	19.65	19.30	0-2	0
		25	12	19.27	19.68	19.33	0-2	0
		25	24	19.24	19.67	19.21	0-2	0
		50	0	19.28	19.64	19.25	0-2	0
	64QAM	1	0	19.33	19.72	19.43	0-2	0
		1	24	19.41	19.85	19.37	0-2	0
		1	49	19.35	19.79	19.37	0-2	0
		25	0	19.30	19.65	19.28	0-3	0
		25	12	19.25	19.67	19.30	0-3	0
		25	24	19.22	19.68	19.24	0-3	0
50		0	19.25	19.63	19.28	0-3	0	

LTE Band 2 _ 15 MHz Bandwidth

Bandwidth	Modulation	RB Size	RB Offset	Reduced Power [dBm]			MPR Allowed Per 3GPP [dB]	MPR [dB]
				18675 Ch. 1857.5 MHz	18900 Ch. 1880 MHz	19125 Ch. 1902.5 MHz		
15 MHz	QPSK	1	0	19.18	19.45	19.33	0	0
		1	36	19.21	19.67	19.27	0	0
		1	74	19.29	19.53	19.11	0	0
		36	0	19.20	19.51	19.26	0-1	0
		36	18	19.14	19.67	19.30	0-1	0
		36	39	19.26	19.59	19.14	0-1	0
		75	0	19.21	19.57	19.22	0-1	0
	16QAM	1	0	19.47	19.73	19.59	0-1	0
		1	36	19.43	19.85	19.56	0-1	0
		1	74	19.52	19.81	19.35	0-1	0
		36	0	19.20	19.64	19.34	0-2	0
		36	18	19.23	19.63	19.25	0-2	0
		36	39	19.23	19.61	19.16	0-2	0
		75	0	19.25	19.61	19.25	0-2	0
	64QAM	1	0	19.36	19.60	19.54	0-2	0
		1	36	19.38	19.86	19.42	0-2	0
		1	74	19.44	19.68	19.32	0-2	0
		36	0	19.23	19.60	19.36	0-3	0
36		18	19.26	19.64	19.28	0-3	0	
36		39	19.30	19.63	19.19	0-3	0	
75		0	19.29	19.65	19.24	0-3	0	

LTE Band 2 _ 20 MHz Bandwidth

Bandwidth	Modulation	RB Size	RB Offset	Reduced Power [dBm]			MPR Allowed Per 3GPP [dB]	MPR [dB]
				18700 Ch. 1860 MHz	18900 Ch. 1880 MHz	19100 Ch. 1900 MHz		
20 MHz	QPSK	1	0	19.14	19.43	19.42	0	0
		1	49	19.33	19.73	19.33	0	0
		1	99	19.37	19.47	19.14	0	0
		50	0	19.22	19.60	19.46	0-1	0
		50	25	19.34	19.68	19.37	0-1	0
		50	49	19.42	19.55	19.22	0-1	0
		100	0	19.32	19.55	19.37	0-1	0
	16QAM	1	0	19.42	19.70	19.62	0-1	0
		1	49	19.58	19.95	19.58	0-1	0
		1	99	19.64	19.71	19.42	0-1	0
		50	0	19.25	19.58	19.47	0-2	0
		50	25	19.28	19.68	19.35	0-2	0
		50	49	19.42	19.55	19.25	0-2	0
		100	0	19.30	19.52	19.34	0-2	0
	64QAM	1	0	19.32	19.57	19.59	0-2	0
		1	49	19.42	19.82	19.45	0-2	0
		1	99	19.50	19.58	19.32	0-2	0
		50	0	19.22	19.58	19.46	0-3	0
		50	25	19.27	19.68	19.38	0-3	0
		50	49	19.42	19.55	19.26	0-3	0
		100	0	19.31	19.50	19.33	0-3	0

[LTE Band 4 Conducted Power_ Hotspot activated]

LTE Band 4 _ 1.4 MHz Bandwidth

Bandwidth	Modulation	RB Size	RB Offset	Reduced Power [dBm]			MPR Allowed Per 3GPP [dB]	MPR [dB]
				19957 Ch. 1710.7 MHz	20175 Ch. 1732.5 MHz	20393 Ch. 1754.3 MHz		
1.4 MHz	QPSK	1	0	18.79	18.59	19.39	0	0
		1	3	18.76	18.62	19.41	0	0
		1	5	18.74	18.63	19.43	0	0
		3	0	18.82	18.66	19.44	0	0
		3	1	18.83	18.65	19.45	0	0
		3	3	18.80	18.59	19.46	0	0
		6	0	18.79	18.63	19.47	0-1	0
	16QAM	1	0	19.00	18.94	19.70	0-1	0
		1	3	19.06	18.85	19.69	0-1	0
		1	5	19.09	18.88	19.76	0-1	0
		3	0	18.83	18.64	19.51	0-1	0
		3	1	18.79	18.58	19.48	0-1	0
		3	3	18.82	18.66	19.45	0-1	0
		6	0	18.88	18.75	19.54	0-2	0
	64QAM	1	0	19.01	18.77	19.54	0-2	0
		1	3	18.90	18.83	19.49	0-2	0
		1	5	18.88	18.72	19.53	0-2	0
		3	0	18.88	18.72	19.50	0-2	0
		3	1	18.96	18.79	19.55	0-2	0
		3	3	18.88	18.71	19.57	0-2	0
		6	0	18.75	18.64	19.45	0-3	0

LTE Band 4 _ 3 MHz Bandwidth

Bandwidth	Modulation	RB Size	RB Offset	Reduced Power [dBm]			MPR Allowed Per 3GPP [dB]	MPR [dB]
				19965 Ch. 1711.5 MHz	20175 Ch. 1732.5 MHz	20385 Ch. 1753.5 MHz		
3 MHz	QPSK	1	0	18.76	18.60	19.37	0	0
		1	7	18.72	18.64	19.41	0	0
		1	14	18.69	18.59	19.41	0	0
		8	0	18.76	18.63	19.43	0-1	0
		8	3	18.70	18.64	19.45	0-1	0
		8	7	18.70	18.64	19.44	0-1	0
		15	0	18.76	18.62	19.47	0-1	0
	16QAM	1	0	19.12	18.87	19.66	0-1	0
		1	7	18.98	18.91	19.67	0-1	0
		1	14	19.02	18.93	19.70	0-1	0
		8	0	18.90	18.73	19.49	0-2	0
		8	3	18.86	18.74	19.52	0-2	0
		8	7	18.81	18.70	19.53	0-2	0
		15	0	18.80	18.69	19.47	0-2	0
	64QAM	1	0	18.94	18.80	19.55	0-2	0
		1	7	18.99	18.79	19.55	0-2	0
		1	14	18.87	18.75	19.62	0-2	0
		8	0	18.87	18.71	19.50	0-3	0
		8	3	18.79	18.70	19.47	0-3	0
		8	7	18.74	18.65	19.52	0-3	0
		15	0	18.80	18.63	19.46	0-3	0

LTE Band 4 _ 5 MHz Bandwidth

Bandwidth	Modulation	RB Size	RB Offset	Reduced Power [dBm]			MPR Allowed Per 3GPP [dB]	MPR [dB]
				19975 Ch. 1712.5 MHz	20175 Ch. 1732.5 MHz	20375 Ch. 1752.5 MHz		
5 MHz	QPSK	1	0	18.83	18.64	19.33	0	0
		1	12	18.74	18.67	19.41	0	0
		1	24	18.70	18.66	19.48	0	0
		12	0	18.81	18.64	19.42	0-1	0
		12	6	18.72	18.68	19.41	0-1	0
		12	11	18.69	18.64	19.46	0-1	0
		25	0	18.77	18.68	19.45	0-1	0
	16QAM	1	0	19.12	18.92	19.53	0-1	0
		1	12	19.05	18.93	19.76	0-1	0
		1	24	18.95	18.97	19.71	0-1	0
		12	0	18.83	18.66	19.42	0-2	0
		12	6	18.74	18.66	19.44	0-2	0
		12	11	18.68	18.62	19.43	0-2	0
		25	0	18.79	18.69	19.47	0-2	0
	64QAM	1	0	19.00	18.79	19.40	0-2	0
		1	12	18.91	18.78	19.58	0-2	0
		1	24	18.89	18.75	19.59	0-2	0
		12	0	18.87	18.71	19.42	0-3	0
		12	6	18.78	18.71	19.44	0-3	0
		12	11	18.67	18.67	19.46	0-3	0
		25	0	18.79	18.69	19.43	0-3	0

LTE Band 4 _ 10 MHz Bandwidth

Bandwidth	Modulation	RB Size	RB Offset	Reduced Power [dBm]			MPR Allowed Per 3GPP [dB]	MPR [dB]
				20000 Ch. 1715 MHz	20175 Ch. 1732.5 MHz	20350 Ch. 1750 MHz		
10 MHz	QPSK	1	0	18.79	18.67	19.10	0	0
		1	24	18.75	18.65	19.33	0	0
		1	49	18.70	18.67	19.46	0	0
		25	0	18.72	18.70	19.20	0-1	0
		25	12	18.67	18.63	19.30	0-1	0
		25	24	18.71	18.67	19.39	0-1	0
		50	0	18.76	18.73	19.34	0-1	0
	16QAM	1	0	19.06	18.96	19.40	0-1	0
		1	24	19.00	18.86	19.50	0-1	0
		1	49	18.84	19.02	19.68	0-1	0
		25	0	18.80	18.72	19.22	0-2	0
		25	12	18.74	18.67	19.40	0-2	0
		25	24	18.74	18.68	19.41	0-2	0
		50	0	18.71	18.69	19.31	0-2	0
	64QAM	1	0	18.92	18.78	19.24	0-2	0
		1	24	18.85	18.85	19.45	0-2	0
		1	49	18.77	18.87	19.53	0-2	0
		25	0	18.78	18.66	19.20	0-3	0
		25	12	18.68	18.66	19.35	0-3	0
		25	24	18.74	18.67	19.44	0-3	0
		50	0	18.72	18.69	19.33	0-3	0

LTE Band 4 _ 15 MHz Bandwidth

Bandwidth	Modulation	RB Size	RB Offset	Reduced Power [dBm]			MPR Allowed Per 3GPP [dB]	MPR [dB]
				20025 Ch. 1717.5 MHz	20175 Ch. 1732.5 MHz	20325 Ch. 1747.5 MHz		
15 MHz	QPSK	1	0	18.72	18.58	18.76	0	0
		1	36	18.71	18.64	19.25	0	0
		1	74	18.57	18.74	19.36	0	0
		36	0	18.73	18.57	18.98	0-1	0
		36	18	18.66	18.61	19.18	0-1	0
		36	39	18.64	18.73	19.35	0-1	0
		75	0	18.69	18.67	19.18	0-1	0
	16QAM	1	0	19.06	18.89	18.96	0-1	0
		1	36	18.97	18.92	19.39	0-1	0
		1	74	18.76	19.09	19.57	0-1	0
		36	0	18.72	18.61	19.01	0-2	0
		36	18	18.74	18.64	19.19	0-2	0
		36	39	18.59	18.76	19.36	0-2	0
		75	0	18.71	18.71	19.21	0-2	0
	64QAM	1	0	18.87	18.81	18.90	0-2	0
		1	36	18.85	18.77	19.40	0-2	0
		1	74	18.74	18.96	19.54	0-2	0
		36	0	18.76	18.64	19.01	0-3	0
		36	18	18.69	18.61	19.22	0-3	0
		36	39	18.63	18.78	19.46	0-3	0
		75	0	18.69	18.71	19.14	0-3	0

LTE Band 4 _ 20 MHz Bandwidth

Bandwidth	Modulation	RB Size	RB Offset	Reduced Power [dBm]	MPR Allowed Per 3GPP [dB]	MPR [dB]
				20175 Ch. 1732.5 MHz		
20 MHz	QPSK	1	0	18.54	0	0
		1	49	18.68	0	0
		1	99	18.76	0	0
		50	0	18.70	0-1	0
		50	25	18.69	0-1	0
		50	49	18.77	0-1	0
		100	0	18.72	0-1	0
	16QAM	1	0	18.85	0-1	0
		1	49	19.01	0-1	0
		1	99	18.99	0-1	0
		50	0	18.68	0-2	0
		50	25	18.74	0-2	0
		50	49	18.79	0-2	0
		100	0	18.71	0-2	0
	64QAM	1	0	18.69	0-2	0
		1	49	18.80	0-2	0
		1	99	18.93	0-2	0
		50	0	18.73	0-3	0
		50	25	18.67	0-3	0
		50	49	18.77	0-3	0
		100	0	18.72	0-3	0

[LTE Band 5 Conducted Power _ Hotspot activated]

LTE Band 5 _ 1.4 MHz Bandwidth

Bandwidth	Modulation	RB Size	RB Offset	Reduced Power [dBm]			MPR Allowed Per 3GPP [dB]	MPR [dB]
				20407 Ch. 824.7 MHz	20525 Ch. 836.5 MHz	20643 Ch. 848.3 MHz		
1.4 MHz	QPSK	1	0	19.97	19.91	19.71	0	0
		1	3	20.05	19.89	19.68	0	0
		1	5	20.03	19.87	19.72	0	0
		3	0	20.05	19.87	19.70	0	0
		3	1	20.04	19.86	19.71	0	0
		3	3	20.04	19.85	19.65	0	0
		6	0	20.05	19.89	19.72	0-1	0
	16QAM	1	0	20.38	20.28	20.00	0-1	0
		1	3	20.27	20.12	20.06	0-1	0
		1	5	20.42	20.25	20.01	0-1	0
		3	0	20.05	19.86	19.70	0-1	0
		3	1	20.02	19.91	19.69	0-1	0
		3	3	20.02	19.94	19.65	0-1	0
		6	0	20.14	19.98	19.84	0-2	0
	64QAM	1	0	20.15	20.09	19.94	0-2	0
		1	3	20.20	20.08	19.85	0-2	0
		1	5	20.16	20.04	19.91	0-2	0
		3	0	20.19	20.01	19.85	0-2	0
		3	1	20.18	19.96	19.82	0-2	0
		3	3	20.20	19.94	19.78	0-2	0
		6	0	20.08	19.88	19.66	0-3	0

LTE Band 5 _ 3 MHz Bandwidth

Bandwidth	Modulation	RB Size	RB Offset	Reduced Power [dBm]			MPR Allowed Per 3GPP [dB]	MPR [dB]
				20415 Ch. 825.5 MHz	20525 Ch. 836.5 MHz	20635 Ch. 847.5 MHz		
3 MHz	QPSK	1	0	19.98	19.92	19.74	0	0
		1	7	20.08	19.92	19.71	0	0
		1	14	19.99	19.87	19.71	0	0
		8	0	20.02	19.91	19.70	0-1	0
		8	3	20.05	19.88	19.68	0-1	0
		8	7	20.00	19.90	19.67	0-1	0
		15	0	19.99	19.92	19.72	0-1	0
	16QAM	1	0	20.35	20.15	19.95	0-1	0
		1	7	20.45	20.12	20.01	0-1	0
		1	14	20.19	20.16	19.96	0-1	0
		8	0	20.11	19.98	19.79	0-2	0
		8	3	20.17	19.94	19.76	0-2	0
		8	7	20.14	20.02	19.77	0-2	0
		15	0	20.03	19.92	19.75	0-2	0
	64QAM	1	0	20.26	20.07	19.89	0-2	0
		1	7	20.30	20.12	19.87	0-2	0
		1	14	20.21	20.11	19.85	0-2	0
		8	0	20.09	19.98	19.78	0-3	0
		8	3	20.13	19.93	19.76	0-3	0
		8	7	20.08	19.92	19.75	0-3	0
		15	0	20.06	19.96	19.77	0-3	0

LTE Band 5 _ 5 MHz Bandwidth

Bandwidth	Modulation	RB Size	RB Offset	Reduced Power [dBm]			MPR Allowed Per 3GPP [dB]	MPR [dB]
				20425 Ch. 826.5 MHz	20525 Ch. 836.5 MHz	20625 Ch. 846.5 MHz		
5 MHz	QPSK	1	0	20.01	19.95	19.74	0	0
		1	12	20.10	19.97	19.82	0	0
		1	24	19.98	19.88	19.76	0	0
		12	0	20.05	19.97	19.79	0-1	0
		12	6	20.06	19.93	19.71	0-1	0
		12	11	20.04	19.89	19.70	0-1	0
	16QAM	25	0	20.02	19.91	19.72	0-1	0
		1	0	20.33	20.11	20.00	0-1	0
		1	12	20.30	20.21	20.03	0-1	0
		1	24	20.27	20.14	19.96	0-1	0
		12	0	20.02	19.96	19.80	0-2	0
		12	6	20.10	19.91	19.73	0-2	0
	64QAM	12	11	20.05	19.90	19.72	0-2	0
		25	0	20.08	19.96	19.75	0-2	0
		1	0	20.21	20.10	20.00	0-2	0
		1	12	20.29	20.08	20.04	0-2	0
		1	24	20.21	20.04	19.93	0-2	0
		12	0	20.05	20.05	19.86	0-3	0
	12	6	20.11	19.98	19.76	0-3	0	
	12	11	20.10	19.92	19.76	0-3	0	
	25	0	20.04	19.95	19.75	0-3	0	

LTE Band 5 _ 10 MHz Bandwidth

Bandwidth	Modulation	RB Size	RB Offset	Reduced Power [dBm]	MPR Allowed Per 3GPP [dB]	MPR [dB]
				20525 Ch. 836.5 MHz		
10 MHz	QPSK	1	0	19.97	0	0
		1	24	19.96	0	0
		1	49	19.79	0	0
		25	0	20.01	0-1	0
		25	12	19.94	0-1	0
		25	24	19.89	0-1	0
	16QAM	50	0	20.01	0-1	0
		1	0	20.25	0-1	0
		1	24	20.17	0-1	0
		1	49	20.12	0-1	0
		25	0	20.10	0-2	0
		25	12	19.96	0-2	0
	64QAM	25	24	19.94	0-2	0
		50	0	20.03	0-2	0
		1	0	20.13	0-2	0
		1	24	20.14	0-2	0
		1	49	19.92	0-2	0
		25	0	20.09	0-3	0
	25	12	19.98	0-3	0	
	25	24	19.93	0-3	0	
	50	0	20.02	0-3	0	

[LTE Band 7 Conducted Power _ Hotspot activated]

LTE Band 7_ 5 MHz Bandwidth

Bandwidth	Modulation	RB Size	RB Offset	Reduced Power [dBm]			MPR Allowed Per 3GPP [dB]	MPR [dB]	
				20775 Ch. 2502.5 MHz	21100 Ch. 2535 MHz	21425 Ch. 2567.5 MHz			
5 MHz	QPSK	1	0	18.63	19.18	19.46	0	0	
		1	12	18.67	19.27	19.49	0	0	
		1	24	18.71	19.24	19.41	0	0	
		12	0	18.65	19.23	19.53	0-1	0	
		12	6	18.67	19.21	19.47	0-1	0	
		12	11	18.66	19.21	19.45	0-1	0	
	16QAM	25	0	18.66	19.22	19.46	0-1	0	
		1	0	18.94	19.47	19.76	0-1	0	
		1	12	18.87	19.44	19.79	0-1	0	
		1	24	19.01	19.49	19.72	0-1	0	
		12	0	18.69	19.16	19.50	0-2	0	
		12	6	18.67	19.23	19.49	0-2	0	
	64QAM	12	11	18.69	19.20	19.42	0-2	0	
		25	0	18.73	19.26	19.52	0-2	0	
		1	0	18.73	19.29	19.57	0-2	0	
		1	12	18.92	19.37	19.59	0-2	0	
		1	24	18.83	19.48	19.61	0-2	0	
		12	0	18.71	19.23	19.57	0-3	0	
			12	6	18.74	19.22	19.53	0-3	0
			12	11	18.66	19.21	19.49	0-3	0
			25	0	18.71	19.23	19.54	0-3	0

LTE Band 7_ 10 MHz Bandwidth

Bandwidth	Modulation	RB Size	RB Offset	Reduced Power [dBm]			MPR Allowed Per 3GPP [dB]	MPR [dB]	
				20800 Ch. 2505 MHz	21100 Ch. 2535 MHz	21400 Ch. 2565 MHz			
10 MHz	QPSK	1	0	18.66	19.09	19.43	0	0	
		1	24	18.74	19.24	19.49	0	0	
		1	49	18.82	19.28	19.43	0	0	
		25	0	18.72	19.15	19.47	0-1	0	
		25	12	18.71	19.25	19.46	0-1	0	
		25	24	18.76	19.26	19.47	0-1	0	
	16QAM	50	0	18.78	19.25	19.51	0-1	0	
		1	0	18.81	19.38	19.78	0-1	0	
		1	24	19.05	19.64	19.68	0-1	0	
		1	49	19.09	19.56	19.66	0-1	0	
		25	0	18.75	19.24	19.50	0-2	0	
		25	12	18.76	19.25	19.48	0-2	0	
	64QAM	25	24	18.82	19.28	19.50	0-2	0	
		50	0	18.80	19.26	19.51	0-2	0	
		1	0	18.83	19.20	19.61	0-2	0	
		1	24	18.89	19.47	19.64	0-2	0	
		1	49	18.95	19.40	19.60	0-2	0	
		25	0	18.74	19.19	19.52	0-3	0	
			25	12	18.76	19.23	19.51	0-3	0
			25	24	18.80	19.31	19.52	0-3	0
			50	0	18.79	19.25	19.50	0-3	0

LTE Band 7 _ 15 MHz Bandwidth

Bandwidth	Modulation	RB Size	RB Offset	Reduced Power [dBm]			MPR Allowed Per 3GPP [dB]	MPR [dB]
				20825 Ch. 2507.5 MHz	21100 Ch. 2535 MHz	21375 Ch. 2562.5 MHz		
15 MHz	QPSK	1	0	18.64	19.03	19.43	0	0
		1	36	18.81	19.22	19.47	0	0
		1	74	18.67	19.24	19.35	0	0
		36	0	18.72	19.14	19.43	0-1	0
		36	18	18.79	19.22	19.47	0-1	0
		36	39	18.89	19.28	19.40	0-1	0
		75	0	18.87	19.20	19.47	0-1	0
	16QAM	1	0	18.91	19.36	19.73	0-1	0
		1	36	19.16	19.59	19.66	0-1	0
		1	74	19.04	19.58	19.66	0-1	0
		36	0	18.72	19.16	19.48	0-2	0
		36	18	18.82	19.25	19.49	0-2	0
		36	39	18.92	19.29	19.47	0-2	0
		75	0	18.80	19.21	19.49	0-2	0
	64QAM	1	0	18.82	19.18	19.61	0-2	0
		1	36	19.04	19.45	19.67	0-2	0
		1	74	18.86	19.43	19.49	0-2	0
		36	0	18.76	19.18	19.50	0-3	0
		36	18	18.83	19.26	19.48	0-3	0
		36	39	18.92	19.34	19.46	0-3	0
		75	0	18.81	19.24	19.48	0-3	0

LTE Band 7 _ 20 MHz Bandwidth

Bandwidth	Modulation	RB Size	RB Offset	Reduced Power [dBm]			MPR Allowed Per 3GPP [dB]	MPR [dB]
				20850 Ch. 2510 MHz	21100 Ch. 2535 MHz	21350 Ch. 2560 MHz		
20 MHz	QPSK	1	0	18.62	18.93	19.35	0	0
		1	49	18.93	19.27	19.48	0	0
		1	99	18.69	19.24	19.31	0	0
		50	0	18.84	19.17	19.52	0-1	0
		50	25	18.91	19.27	19.48	0-1	0
		50	49	19.08	19.29	19.48	0-1	0
		100	0	18.91	19.21	19.46	0-1	0
	16QAM	1	0	18.82	19.24	19.67	0-1	0
		1	49	19.23	19.57	19.83	0-1	0
		1	99	18.94	19.52	19.61	0-1	0
		50	0	18.85	19.20	19.48	0-2	0
		50	25	18.91	19.25	19.52	0-2	0
		50	49	19.02	19.28	19.47	0-2	0
		100	0	18.87	19.21	19.44	0-2	0
	64QAM	1	0	18.78	19.15	19.60	0-2	0
		1	49	19.08	19.44	19.56	0-2	0
		1	99	18.82	19.37	19.46	0-2	0
		50	0	18.83	19.19	19.50	0-3	0
		50	25	18.92	19.22	19.52	0-3	0
		50	49	19.01	19.30	19.47	0-3	0
		100	0	18.93	19.23	19.43	0-3	0

[LTE Band 25 Conducted Power_ Hotspot activated]

LTE Band 25_ 1.4 MHz Bandwidth

Bandwidth	Modulation	RB Size	RB Offset	Reduced Power [dBm]			MPR Allowed Per 3GPP [dB]	MPR [dB]
				26047 Ch. 1850.7 MHz	26365 Ch. 1882.5 MHz	26683 Ch. 1914.3 MHz		
1.4 MHz	QPSK	1	0	19.25	19.66	19.36	0	0
		1	3	19.24	19.64	19.38	0	0
		1	5	19.19	19.64	19.40	0	0
		3	0	19.27	19.67	19.41	0	0
		3	1	19.26	19.65	19.39	0	0
		3	3	19.23	19.64	19.41	0	0
	16QAM	6	0	19.23	19.67	19.43	0-1	0
		1	0	19.51	19.85	19.66	0-1	0
		1	3	19.43	20.02	19.57	0-1	0
		1	5	19.36	19.87	19.71	0-1	0
		3	0	19.32	19.64	19.42	0-1	0
		3	1	19.23	19.72	19.40	0-1	0
	64QAM	3	3	19.20	19.62	19.46	0-1	0
		6	0	19.32	19.71	19.52	0-2	0
		1	0	19.40	19.80	19.55	0-2	0
		1	3	19.39	19.81	19.47	0-2	0
		1	5	19.37	19.81	19.50	0-2	0
		3	0	19.33	19.78	19.54	0-2	0
		3	1	19.37	19.74	19.50	0-2	0
		3	3	19.32	19.74	19.47	0-2	0
		6	0	19.22	19.66	19.37	0-3	0

LTE Band 25_ 3 MHz Bandwidth

Bandwidth	Modulation	RB Size	RB Offset	Reduced Power [dBm]			MPR Allowed Per 3GPP [dB]	MPR [dB]
				26055 Ch. 1851.5 MHz	26365 Ch. 1882.5 MHz	26675 Ch. 1913.5 MHz		
3 MHz	QPSK	1	0	19.19	19.68	19.25	0	0
		1	7	19.21	19.67	19.28	0	0
		1	14	19.16	19.68	19.29	0	0
		8	0	19.22	19.64	19.29	0-1	0
		8	3	19.22	19.62	19.27	0-1	0
		8	7	19.18	19.62	19.30	0-1	0
		15	0	19.22	19.65	19.31	0-1	0
	16QAM	1	0	19.49	19.88	19.56	0-1	0
		1	7	19.45	19.99	19.51	0-1	0
		1	14	19.44	19.91	19.46	0-1	0
		8	0	19.28	19.75	19.38	0-2	0
		8	3	19.30	19.73	19.36	0-2	0
		8	7	19.28	19.74	19.36	0-2	0
		15	0	19.22	19.69	19.35	0-2	0
	64QAM	1	0	19.41	19.80	19.42	0-2	0
		1	7	19.32	19.87	19.51	0-2	0
		1	14	19.44	19.81	19.47	0-2	0
		8	0	19.27	19.73	19.33	0-3	0
		8	3	19.26	19.71	19.32	0-3	0
		8	7	19.23	19.70	19.31	0-3	0
		15	0	19.23	19.63	19.34	0-3	0

LTE Band 25_ 5 MHz Bandwidth

Bandwidth	Modulation	RB Size	RB Offset	Reduced Power [dBm]			MPR Allowed Per 3GPP [dB]	MPR [dB]
				26065 Ch. 1852.5 MHz	26365 Ch. 1882.5 MHz	26665 Ch. 1912.5 MHz		
5 MHz	QPSK	1	0	19.31	19.72	19.20	0	0
		1	12	19.24	19.68	19.28	0	0
		1	24	19.19	19.65	19.34	0	0
		12	0	19.27	19.73	19.33	0-1	0
		12	6	19.20	19.66	19.30	0-1	0
		12	11	19.18	19.65	19.27	0-1	0
		25	0	19.24	19.64	19.30	0-1	0
	16QAM	1	0	19.50	19.99	19.50	0-1	0
		1	12	19.45	19.87	19.49	0-1	0
		1	24	19.43	19.86	19.47	0-1	0
		12	0	19.30	19.72	19.33	0-2	0
		12	6	19.18	19.67	19.33	0-2	0
		12	11	19.14	19.62	19.28	0-2	0
		25	0	19.23	19.67	19.34	0-2	0
	64QAM	1	0	19.38	19.83	19.39	0-2	0
		1	12	19.36	19.91	19.41	0-2	0
		1	24	19.34	19.78	19.52	0-2	0
		12	0	19.29	19.75	19.39	0-3	0
		12	6	19.21	19.72	19.34	0-3	0
		12	11	19.19	19.69	19.29	0-3	0
		25	0	19.25	19.67	19.31	0-3	0

LTE Band 25_ 10 MHz Bandwidth

Bandwidth	Modulation	RB Size	RB Offset	Reduced Power [dBm]			MPR Allowed Per 3GPP [dB]	MPR [dB]
				26090 Ch. 1855 MHz	26365 Ch. 1882.5 MHz	26640 Ch. 1910 MHz		
10 MHz	QPSK	1	0	19.21	19.62	19.15	0	0
		1	24	19.18	19.70	19.27	0	0
		1	49	19.23	19.60	19.30	0	0
		25	0	19.24	19.64	19.25	0-1	0
		25	12	19.22	19.69	19.27	0-1	0
		25	24	19.21	19.60	19.21	0-1	0
		50	0	19.25	19.68	19.25	0-1	0
	16QAM	1	0	19.45	19.91	19.36	0-1	0
		1	24	19.37	19.87	19.40	0-1	0
		1	49	19.52	19.84	19.40	0-1	0
		25	0	19.30	19.74	19.29	0-2	0
		25	12	19.27	19.72	19.24	0-2	0
		25	24	19.23	19.62	19.20	0-2	0
		50	0	19.24	19.65	19.25	0-2	0
	64QAM	1	0	19.39	19.74	19.30	0-2	0
		1	24	19.31	19.85	19.33	0-2	0
		1	49	19.39	19.73	19.36	0-2	0
		25	0	19.31	19.72	19.29	0-3	0
		25	12	19.24	19.72	19.26	0-3	0
		25	24	19.25	19.62	19.23	0-3	0
		50	0	19.24	19.65	19.27	0-3	0

LTE Band 25_ 15 MHz Bandwidth

Bandwidth	Modulation	RB Size	RB Offset	Reduced Power [dBm]			MPR Allowed Per 3GPP [dB]	MPR [dB]
				26115 Ch. 1857.5 MHz	26365 Ch. 1882.5 MHz	26615 Ch. 1907.5 MHz		
15 MHz	QPSK	1	0	19.20	19.51	19.24	0	0
		1	36	19.24	19.72	19.22	0	0
		1	74	19.24	19.54	19.25	0	0
		36	0	19.19	19.60	19.25	0-1	0
		36	18	19.16	19.65	19.17	0-1	0
		36	39	19.25	19.54	19.14	0-1	0
		75	0	19.23	19.61	19.23	0-1	0
	16QAM	1	0	19.42	19.81	19.52	0-1	0
		1	36	19.52	19.91	19.43	0-1	0
		1	74	19.61	19.83	19.54	0-1	0
		36	0	19.20	19.65	19.25	0-2	0
		36	18	19.19	19.67	19.20	0-2	0
		36	39	19.32	19.60	19.21	0-2	0
		75	0	19.29	19.62	19.24	0-2	0
	64QAM	1	0	19.35	19.61	19.36	0-2	0
		1	36	19.42	19.91	19.40	0-2	0
		1	74	19.40	19.64	19.39	0-2	0
		36	0	19.21	19.67	19.27	0-3	0
		36	18	19.25	19.66	19.21	0-3	0
		36	39	19.36	19.58	19.21	0-3	0
		75	0	19.23	19.68	19.24	0-3	0

LTE Band 25_ 20 MHz Bandwidth

Bandwidth	Modulation	RB Size	RB Offset	Reduced Power [dBm]			MPR Allowed Per 3GPP [dB]	MPR [dB]
				26140 Ch. 1860 MHz	26365 Ch. 1882.5 MHz	26590 Ch. 1905 MHz		
20 MHz	QPSK	1	0	19.14	19.43	19.30	0	0
		1	49	19.27	19.71	19.21	0	0
		1	99	19.33	19.46	19.22	0	0
		50	0	19.21	19.65	19.25	0-1	0
		50	25	19.30	19.71	19.29	0-1	0
		50	49	19.44	19.60	19.19	0-1	0
		100	0	19.36	19.61	19.18	0-1	0
	16QAM	1	0	19.35	19.59	19.64	0-1	0
		1	49	19.46	19.86	19.48	0-1	0
		1	99	19.48	19.65	19.44	0-1	0
		50	0	19.29	19.69	19.29	0-2	0
		50	25	19.29	19.69	19.28	0-2	0
		50	49	19.42	19.57	19.17	0-2	0
		100	0	19.35	19.60	19.16	0-2	0
	64QAM	1	0	19.28	19.59	19.45	0-2	0
		1	49	19.41	19.88	19.42	0-2	0
		1	99	19.45	19.56	19.35	0-2	0
		50	0	19.29	19.64	19.27	0-3	0
		50	25	19.30	19.67	19.27	0-3	0
		50	49	19.38	19.57	19.17	0-3	0
		100	0	19.33	19.61	19.23	0-3	0

LTE Band 26 Conducted Power_ Hotspot activated]

LTE Band 26_ 1.4 MHz Bandwidth

Bandwidth	Modulation	RB Size	RB Offset	Reduced Power [dBm]			MPR Allowed Per 3GPP [dB]	MPR [dB]
				26697 Ch. 814.7 MHz	26865 Ch. 831.5 MHz	27033 Ch. 848.3 MHz		
1.4 MHz	QPSK	1	0	19.98	20.04	19.77	0	0
		1	3	19.98	20.00	19.74	0	0
		1	5	19.98	20.02	19.79	0	0
		3	0	20.00	20.04	19.77	0	0
		3	1	20.01	20.04	19.76	0	0
		3	3	20.01	20.02	19.77	0	0
	16QAM	6	0	20.01	20.03	19.78	0-1	0
		1	0	20.34	20.35	20.02	0-1	0
		1	3	20.35	20.32	19.99	0-1	0
		1	5	20.31	20.37	20.01	0-1	0
		3	0	20.02	20.11	19.80	0-1	0
		3	1	20.08	20.08	19.81	0-1	0
	64QAM	3	3	20.03	20.07	19.79	0-1	0
		6	0	20.12	20.10	19.86	0-2	0
		1	0	20.21	20.21	19.95	0-2	0
		1	3	20.12	20.17	19.94	0-2	0
		1	5	20.10	20.20	19.96	0-2	0
		3	0	20.09	20.15	19.90	0-2	0
		3	1	20.13	20.16	19.91	0-2	0
		3	3	20.17	20.14	19.85	0-2	0
		6	0	20.00	20.04	19.77	0-3	0

LTE Band 26_ 3 MHz Bandwidth

Bandwidth	Modulation	RB Size	RB Offset	Reduced Power [dBm]			MPR Allowed Per 3GPP [dB]	MPR [dB]
				26705 Ch. 815.5 MHz	26865 Ch. 831.5 MHz	27025 Ch. 847.5 MHz		
3 MHz	QPSK	1	0	20.00	20.03	19.77	0	0
		1	7	20.05	20.08	19.76	0	0
		1	14	20.00	20.03	19.75	0	0
		8	0	19.98	20.07	19.74	0-1	0
		8	3	20.01	20.06	19.77	0-1	0
		8	7	19.96	20.03	19.78	0-1	0
		15	0	20.02	20.06	19.75	0-1	0
	16QAM	1	0	20.25	20.28	20.07	0-1	0
		1	7	20.29	20.28	20.12	0-1	0
		1	14	20.17	20.16	19.99	0-1	0
		8	0	20.08	20.14	19.85	0-2	0
		8	3	20.08	20.13	19.80	0-2	0
		8	7	20.05	20.13	19.86	0-2	0
		15	0	20.05	20.07	19.79	0-2	0
	64QAM	1	0	20.21	20.18	19.89	0-2	0
		1	7	20.25	20.25	20.02	0-2	0
		1	14	20.11	20.20	19.94	0-2	0
		8	0	20.06	20.12	19.85	0-3	0
		8	3	20.05	20.08	19.80	0-3	0
		8	7	20.04	20.06	19.84	0-3	0
		15	0	20.06	20.10	19.77	0-3	0

LTE Band 26_ 5 MHz Bandwidth

Bandwidth	Modulation	RB Size	RB Offset	Reduced Power [dBm]			MPR Allowed Per 3GPP [dB]	MPR [dB]
				26715 Ch. 816.5 MHz	26865 Ch. 831.5 MHz	27015 Ch. 846.5 MHz		
5 MHz	QPSK	1	0	19.99	20.07	19.78	0	0
		1	12	20.06	20.10	19.77	0	0
		1	24	20.02	20.03	19.78	0	0
		12	0	20.09	20.12	19.83	0-1	0
		12	6	20.05	20.06	19.75	0-1	0
		12	11	20.02	20.03	19.75	0-1	0
	16QAM	25	0	20.05	20.06	19.80	0-1	0
		1	0	20.31	20.34	20.14	0-1	0
		1	12	20.25	20.31	20.12	0-1	0
		1	24	20.28	20.25	20.04	0-1	0
		12	0	20.10	20.10	19.81	0-2	0
		12	6	20.05	20.08	19.78	0-2	0
	64QAM	12	11	20.05	20.01	19.74	0-2	0
		25	0	20.08	20.10	19.84	0-2	0
		1	0	20.21	20.29	19.96	0-2	0
		1	12	20.19	20.25	20.00	0-2	0
		1	24	20.13	20.16	19.87	0-2	0
		12	0	20.14	20.18	19.90	0-3	0
		12	6	20.08	20.09	19.78	0-3	0
		12	11	20.05	20.08	19.77	0-3	0
		25	0	20.06	20.13	19.82	0-3	0

LTE Band 26_ 10 MHz Bandwidth

Bandwidth	Modulation	RB Size	RB Offset	Reduced Power [dBm]			MPR Allowed Per 3GPP [dB]	MPR [dB]
				26740 Ch. 819 MHz	26865 Ch. 831.5 MHz	26990 Ch. 844 MHz		
10 MHz	QPSK	1	0	20.04	20.08	19.84	0	0
		1	24	20.09	20.10	19.89	0	0
		1	49	20.07	19.93	19.77	0	0
		25	0	20.09	20.11	19.79	0-1	0
		25	12	20.05	20.04	19.82	0-1	0
		25	24	20.14	20.02	19.71	0-1	0
		50	0	20.14	20.07	19.78	0-1	0
	16QAM	1	0	20.35	20.42	20.10	0-1	0
		1	24	20.30	20.39	20.20	0-1	0
		1	49	20.36	20.22	20.13	0-1	0
		25	0	20.18	20.16	19.79	0-2	0
		25	12	20.10	20.09	19.85	0-2	0
		25	24	20.18	20.03	19.80	0-2	0
		50	0	20.14	20.08	19.80	0-2	0
	64QAM	1	0	20.17	20.24	19.99	0-2	0
		1	24	20.26	20.28	20.09	0-2	0
		1	49	20.30	20.04	19.92	0-2	0
		25	0	20.14	20.14	19.84	0-3	0
		25	12	20.09	20.09	19.87	0-3	0
		25	24	20.17	20.02	19.78	0-3	0
		50	0	20.14	20.10	19.79	0-3	0

LTE Band 26_ 15 MHz Bandwidth

Bandwidth	Modulation	RB Size	RB Offset	Reduced Power [dBm]			MPR Allowed Per 3GPP [dB]	MPR [dB]
					26865Ch. 831.5 MHz			
15 MHz	QPSK	1	0		20.00		0	0
		1	36		20.06		0	0
		1	74		19.82		0	0
		36	0		20.06		0-1	0
		36	18		19.97		0-1	0
		36	39		19.96		0-1	0
		75	0		20.02		0-1	0
	16QAM	1	0		20.37		0-1	0
		1	36		20.34		0-1	0
		1	74		20.08		0-1	0
		36	0		20.12		0-2	0
		36	18		20.05		0-2	0
		36	39		19.97		0-2	0
		75	0		20.05		0-2	0
	64QAM	1	0		20.21		0-2	0
		1	36		20.23		0-2	0
		1	74		19.97		0-2	0
		36	0		20.12		0-3	0
		36	18		20.05		0-3	0
		36	39		19.98		0-3	0
		75	0		20.06		0-3	0

[LTE Band 30 Conducted Power_ Hotspot activated]

LTE Band 30_ 5 MHz Bandwidth

Bandwidth	Modulation	RB Size	RB Offset	Reduced Power [dBm]			MPR Allowed Per 3GPP [dB]	MPR [dB]
				27685 Ch. 2307.5 MHz	27710 Ch. 2310 MHz	27735 Ch. 2312.5 MHz		
5 MHz	QPSK	1	0	19.04	19.12	19.09	0	0
		1	12	19.09	19.09	19.08	0	0
		1	24	19.02	19.04	19.02	0	0
		12	0	19.14	19.15	19.16	0-1	0
		12	6	19.10	19.12	19.07	0-1	0
		12	11	19.07	19.09	19.03	0-1	0
	16QAM	25	0	19.08	19.11	19.05	0-1	0
		1	0	19.27	19.38	19.34	0-1	0
		1	12	19.28	19.35	19.28	0-1	0
		1	24	19.32	19.27	19.30	0-1	0
		12	0	19.15	19.20	19.15	0-2	0
		12	6	19.15	19.14	19.04	0-2	0
	64QAM	12	11	19.09	19.14	19.07	0-2	0
		25	0	19.17	19.17	19.11	0-2	0
		1	0	19.27	19.30	19.30	0-2	0
		1	12	19.35	19.28	19.30	0-2	0
		1	24	19.18	19.18	19.17	0-2	0
		12	0	19.24	19.22	19.19	0-3	0
		12	6	19.20	19.17	19.10	0-3	0
	12	11	19.16	19.10	19.10	0-3	0	
	25	0	19.16	19.14	19.14	0-3	0	

LTE Band 30_ 10 MHz Bandwidth

Bandwidth	Modulation	RB Size	RB Offset	Reduced Power [dBm]	MPR Allowed Per 3GPP [dB]	MPR [dB]
				27710 Ch. 2310 MHz		
10 MHz	QPSK	1	0	19.14	0	0
		1	24	19.16	0	0
		1	49	19.02	0	0
		25	0	19.23	0-1	0
		25	12	19.14	0-1	0
		25	24	19.06	0-1	0
		50	0	19.15	0-1	0
	16QAM	1	0	19.46	0-1	0
		1	24	19.44	0-1	0
		1	49	19.25	0-1	0
		25	0	19.21	0-2	0
		25	12	19.21	0-2	0
		25	24	19.11	0-2	0
		50	0	19.18	0-2	0
	64QAM	1	0	19.28	0-2	0
		1	24	19.33	0-2	0
		1	49	19.17	0-2	0
		25	0	19.24	0-3	0
		25	12	19.19	0-3	0
		25	24	19.11	0-3	0
		50	0	19.17	0-3	0

[LTE TDD Band 41 Conducted Power_ Hotspot activated] - Power Class 3

LTE Band 41_ 5 MHz Bandwidth – Power Class 3

Band width	Modulation	RB Size	RB Offset	Reduced Power [dBm]					MPR Allowed Per GPP [dB]	MPR [dB]
				39750 Ch. 2506.0 MHz	40185 Ch. 2549.5 MHz	40620 Ch. 2593.0 MHz	41055 Ch. 2636.5 MHz	41490 Ch. 2680.0 MHz		
5 MHz	QPSK	1	0	19.21	20.23	20.17	20.10	19.85	0	0
		1	12	19.27	20.24	20.16	20.09	19.86	0	0
		1	24	19.28	20.18	20.06	20.05	19.83	0	0
		12	0	19.21	20.19	20.15	20.09	19.89	0-1	0
		12	6	19.17	20.21	20.12	20.09	19.84	0-1	0
		12	11	19.17	20.18	20.08	20.07	19.85	0-1	0
		25	0	19.19	20.23	20.12	20.09	19.87	0-1	0
	16QAM	1	0	19.26	20.30	20.25	20.16	19.93	0-1	0
		1	12	19.33	20.30	20.24	20.17	19.93	0-1	0
		1	24	19.37	20.30	20.15	20.15	19.93	0-1	0
		12	0	19.19	20.17	20.10	20.04	19.83	0-2	0
		12	6	19.18	20.14	20.06	20.02	19.81	0-2	0
		12	11	19.20	20.13	20.03	20.03	19.79	0-2	0
		25	0	19.26	20.23	20.13	20.11	19.90	0-2	0
	64QAM	1	0	18.86	19.89	19.87	19.78	19.56	0-2	0
		1	12	18.92	19.88	19.85	19.78	19.56	0-2	0
		1	24	18.95	19.87	19.76	19.74	19.52	0-2	0
		12	0	19.27	20.26	20.20	20.13	19.92	0-3	0
		12	6	19.26	20.22	20.17	20.12	19.89	0-3	0
		12	11	19.27	20.20	20.09	20.10	19.85	0-3	0
		25	0	19.32	20.25	20.18	20.16	19.93	0-3	0

LTE Band 41_ 10 MHz Bandwidth – Power Class 3

Band width	Modulation	RB Size	RB Offset	Reduced Power [dBm]					MPR Allowed Per 3GPP [dB]	MPR [dB]
				39750 Ch. 2506.0 MHz	40185 Ch. 2549.5 MHz	40620 Ch. 2593.0 MHz	41055 Ch. 2636.5 MHz	41490 Ch. 2680.0 MHz		
10 MHz	QPSK	1	0	19.13	20.15	20.07	20.07	19.82	0	0
		1	24	19.22	20.21	20.17	20.07	19.85	0	0
		1	49	19.25	20.16	20.06	20.05	19.80	0	0
		25	0	19.15	20.18	20.14	20.13	19.90	0-1	0
		25	12	19.23	20.19	20.13	20.11	19.86	0-1	0
		25	24	19.26	20.24	20.09	20.09	19.83	0-1	0
		50	0	19.23	20.22	20.14	20.12	19.89	0-1	0
	16QAM	1	0	19.19	20.28	20.19	20.17	19.92	0-1	0
		1	24	19.34	20.32	20.27	20.20	19.95	0-1	0
		1	49	19.36	20.26	20.15	20.12	19.91	0-1	0
		25	0	19.17	20.19	20.14	20.12	19.94	0-2	0
		25	12	19.23	20.21	20.16	20.10	19.87	0-2	0
		25	24	19.26	20.23	20.10	20.07	19.83	0-2	0
		50	0	19.25	20.25	20.16	20.13	19.92	0-2	0
	64QAM	1	0	18.89	19.84	19.81	19.78	19.54	0-2	0
		1	24	18.91	19.88	19.86	19.78	19.55	0-2	0
		1	49	18.93	19.85	19.75	19.73	19.53	0-2	0
		25	0	19.23	20.22	20.20	20.16	19.97	0-3	0
		25	12	19.28	20.27	20.21	20.13	19.92	0-3	0
		25	24	19.33	20.30	20.17	20.13	19.88	0-3	0
		50	0	19.22	20.23	20.13	20.12	19.91	0-3	0

LTE Band 41 _ 15 MHz Bandwidth – Power Class 3

Band width	Modulation	RB Size	RB Offset	Reduced Power [dBm]					MPR Allowed Per 3GPP [dB]	MPR [dB]
				39750 Ch. 2506.0 MHz	40185 Ch. 2549.5 MHz	40620 Ch. 2593.0 MHz	41055 Ch. 2636.5 MHz	41490 Ch. 2680.0 MHz		
15 MHz	QPSK	1	0	19.07	20.12	20.04	20.03	19.77	0	0
		1	36	19.24	20.20	20.14	20.08	19.85	0	0
		1	74	19.29	20.16	20.02	19.98	19.77	0	0
		36	0	19.15	20.18	20.12	20.05	19.88	0-1	0
		36	18	19.15	20.20	20.12	20.09	19.86	0-1	0
		36	39	19.28	20.23	20.07	20.05	19.81	0-1	0
		75	0	19.24	20.20	20.15	20.09	19.86	0-1	0
	16QAM	1	0	19.20	20.23	20.19	20.15	19.91	0-1	0
		1	36	19.32	20.29	20.24	20.16	19.93	0-1	0
		1	74	19.38	20.27	20.08	20.07	19.91	0-1	0
		36	0	19.11	20.15	20.10	20.06	19.85	0-2	0
		36	18	19.17	20.18	20.12	20.04	19.83	0-2	0
		36	39	19.21	20.19	20.03	20.04	19.80	0-2	0
		75	0	19.25	20.20	20.15	20.12	19.88	0-2	0
	64QAM	1	0	18.86	19.80	19.82	19.76	19.54	0-2	0
		1	36	18.90	19.88	19.85	19.76	19.55	0-2	0
		1	74	18.97	19.86	19.68	19.69	19.51	0-2	0
		36	0	19.15	20.17	20.14	20.08	19.87	0-3	0
		36	18	19.18	20.19	20.12	20.05	19.85	0-3	0
		36	39	19.26	20.20	20.06	20.05	19.82	0-3	0
		75	0	19.24	20.22	20.15	20.10	19.88	0-3	0

LTE Band 41 _ 20 MHz Bandwidth – Power Class 3

Band width	Modulation	RB Size	RB Offset	Reduced Power [dBm]					MPR Allowed Per 3GPP [dB]	MPR [dB]
				39750 Ch. 2506.0 MHz	40185 Ch. 2549.5 MHz	40620 Ch. 2593.0 MHz	41055 Ch. 2636.5 MHz	41490 Ch. 2680.0 MHz		
20 MHz	QPSK	1	0	19.30	20.26	20.07	19.97	19.78	0	0
		1	49	19.16	20.12	20.16	20.07	19.85	0	0
		1	99	19.31	20.13	19.90	19.88	19.76	0	0
		50	0	19.05	20.25	20.19	20.14	19.95	0-1	0
		50	25	19.17	20.24	20.16	20.15	19.90	0-1	0
		50	49	19.35	20.18	20.07	20.07	19.80	0-1	0
		100	0	19.18	20.19	20.11	20.09	19.87	0-1	0
	16QAM	1	0	19.11	20.16	20.15	20.08	19.88	0-1	0
		1	49	19.35	20.30	20.26	20.17	19.93	0-1	0
		1	99	19.42	20.18	20.01	20.00	19.85	0-1	0
		50	0	19.15	20.18	20.21	20.14	19.96	0-2	0
		50	25	19.25	20.25	20.16	20.13	19.90	0-2	0
		50	49	19.36	20.27	20.10	20.08	19.80	0-2	0
		100	0	19.27	20.21	20.16	20.11	19.87	0-2	0
	64QAM	1	0	18.89	19.72	19.78	19.68	19.49	0-2	0
		1	49	18.89	19.86	19.85	19.76	19.55	0-2	0
		1	99	19.00	19.75	19.61	19.60	19.46	0-2	0
		50	0	19.15	20.17	20.19	20.14	19.96	0-3	0
		50	25	19.24	20.24	20.16	20.11	19.92	0-3	0
		50	49	19.32	20.23	20.03	20.07	19.82	0-3	0
		100	0	19.22	20.21	20.12	20.09	19.85	0-3	0

Note; LTE Band 41 has 5 required test channels per FCC KDB 447498 D01v06.

[LTE TDD Band 41 Conducted Power_ Hotspot activated] - Power Class 2

LTE Band 41 _ 5 MHz Bandwidth - Power Class 2

Band width	Modulation	RB Size	RB Offset	Reduced Power [dBm]					MPR Allowed Per GPP [dB]	MPR [dB]
				39750 Ch. 2506.0 MHz	40185 Ch. 2549.5 MHz	40620 Ch. 2593.0 MHz	41055 Ch. 2636.5 MHz	41490 Ch. 2680.0 MHz		
5 MHz	QPSK	1	0	22.21	23.23	23.19	23.14	22.89	0	0
		1	12	22.27	23.23	23.19	23.11	22.87	0	0
		1	24	22.32	23.23	23.09	23.08	22.85	0	0
		12	0	22.18	23.18	23.13	23.05	22.86	0-1	0
		12	6	22.19	23.13	23.08	23.02	22.79	0-1	0
		12	11	22.21	23.14	23.02	23.01	22.80	0-1	0
	16QAM	25	0	22.22	23.14	23.07	23.05	22.81	0-1	0
		1	0	22.37	23.39	23.32	23.28	23.04	0-1	0
		1	12	22.42	23.39	23.34	23.27	23.03	0-1	0
		1	24	22.47	23.38	23.22	23.26	23.01	0-1	0
		12	0	22.19	23.20	23.17	23.05	22.89	0-2	0
		12	6	22.18	23.15	23.09	23.04	22.83	0-2	0
	64QAM	12	11	22.20	23.15	23.06	23.05	22.81	0-2	0
		25	0	22.22	23.19	23.12	23.08	22.88	0-2	0
		1	0	22.12	23.14	23.09	23.03	22.81	0-2	0
		1	12	22.17	23.14	23.09	23.03	22.80	0-2	0
		1	24	22.21	23.13	23.01	22.99	22.77	0-2	0
		12	0	22.23	23.23	23.22	23.12	22.92	0-3	0
		12	6	22.22	23.18	23.14	23.09	22.87	0-3	0
		12	11	22.25	23.18	23.09	23.08	22.83	0-3	0
25	0	22.25	23.23	23.13	23.11	22.90	0-3	0		

LTE Band 41 _ 10 MHz Bandwidth - Power Class 2

Band width	Modulation	RB Size	RB Offset	Reduced Power [dBm]					MPR Allowed Per 3GPP [dB]	MPR [dB]
				39750 Ch. 2506.0 MHz	40185 Ch. 2549.5 MHz	40620 Ch. 2593.0 MHz	41055 Ch. 2636.5 MHz	41490 Ch. 2680.0 MHz		
10 MHz	QPSK	1	0	22.13	23.21	23.14	23.11	22.88	0	0
		1	24	22.25	23.23	23.16	23.11	22.89	0	0
		1	49	22.29	23.18	23.06	23.06	22.87	0	0
		25	0	22.15	23.14	23.09	23.07	22.85	0-1	0
		25	12	22.18	23.18	23.10	23.06	22.85	0-1	0
		25	24	22.20	23.18	23.05	23.05	22.80	0-1	0
	16QAM	50	0	22.19	23.19	23.10	23.08	22.87	0-1	0
		1	0	22.33	23.38	23.26	23.26	23.03	0-1	0
		1	24	22.46	23.42	23.35	23.33	23.07	0-1	0
		1	49	22.49	23.39	23.23	23.22	23.03	0-1	0
		25	0	22.18	23.18	23.15	23.11	22.93	0-2	0
		25	12	22.20	23.21	23.16	23.09	22.88	0-2	0
	64QAM	25	24	22.26	23.22	23.10	23.06	22.84	0-2	0
		50	0	22.21	23.22	23.15	23.11	22.91	0-2	0
		1	0	22.05	23.11	23.00	23.00	22.77	0-2	0
		1	24	22.18	23.14	23.09	23.03	22.81	0-2	0
		1	49	22.20	23.11	22.96	22.95	22.76	0-2	0
		25	0	22.23	23.23	23.16	23.16	22.93	0-3	0
		25	12	22.27	23.24	23.17	23.14	22.93	0-3	0
		25	24	22.30	23.26	23.14	23.11	22.89	0-3	0
50	0	22.18	23.20	23.13	23.10	22.88	0-3	0		

LTE Band 41 _ 15 MHz Bandwidth- Power Class 2

Band width	Modulation	RB Size	RB Offset	Reduced Power [dBm]					MPR Allowed Per 3GPP [dB]	MPR [dB]
				39750 Ch. 2506.0 MHz	40185 Ch. 2549.5 MHz	40620 Ch. 2593.0 MHz	41055 Ch. 2636.5 MHz	41490 Ch. 2680.0 MHz		
15 MHz	QPSK	1	0	22.11	23.14	23.08	23.07	22.86	0	0
		1	36	22.26	23.22	23.16	23.12	22.87	0	0
		1	74	22.32	23.15	22.97	23.02	22.81	0	0
		36	0	22.12	23.13	23.07	23.03	22.86	0-1	0
		36	18	22.15	23.13	23.06	23.03	22.83	0-1	0
		36	39	22.21	23.19	23.04	23.02	22.77	0-1	0
		75	0	22.21	23.17	23.10	23.07	22.85	0-1	0
	16QAM	1	0	22.31	23.33	23.26	23.28	23.04	0-1	0
		1	36	22.42	23.38	23.32	23.28	23.06	0-1	0
		1	74	22.50	23.35	23.14	23.19	23.01	0-1	0
		36	0	22.10	23.10	23.07	23.05	22.83	0-2	0
		36	18	22.13	23.13	23.10	23.05	22.84	0-2	0
		36	39	22.21	23.18	23.06	23.04	22.80	0-2	0
		75	0	22.23	23.18	23.09	23.08	22.88	0-2	0
	64QAM	1	0	22.04	23.06	23.03	23.01	22.79	0-2	0
		1	36	22.16	23.13	23.08	23.03	22.81	0-2	0
		1	74	22.23	23.12	22.91	22.93	22.76	0-2	0
		36	0	22.12	23.13	23.10	23.05	22.90	0-3	0
36		18	22.16	23.18	23.08	23.05	22.87	0-3	0	
36		39	22.23	23.19	23.06	23.07	22.81	0-3	0	
75		0	22.23	23.18	23.13	23.07	22.87	0-3	0	

LTE Band 41 _ 20 MHz Bandwidth - Power Class 2

Band width	Modulation	RB Size	RB Offset	Reduced Power [dBm]					MPR Allowed Per 3GPP [dB]	MPR [dB]
				39750 Ch. 2506.0 MHz	40185 Ch. 2549.5 MHz	40620 Ch. 2593.0 MHz	41055 Ch. 2636.5 MHz	41490 Ch. 2680.0 MHz		
20 MHz	QPSK	1	0	22.05	23.14	23.09	23.06	22.83	0	0
		1	49	22.24	23.15	23.14	23.12	22.87	0	0
		1	99	22.30	23.22	22.90	22.94	22.80	0	0
		50	0	22.06	23.12	23.12	23.09	22.93	0-1	0
		50	25	22.19	23.20	23.10	23.09	22.86	0-1	0
		50	49	22.30	23.21	23.02	23.04	22.76	0-1	0
		100	0	22.20	23.16	23.13	23.07	22.87	0-1	0
	16QAM	1	0	22.22	23.25	23.25	23.23	23.01	0-1	0
		1	49	22.44	23.41	23.33	23.29	23.07	0-1	0
		1	99	22.51	23.29	23.10	23.14	22.95	0-1	0
		50	0	22.11	23.15	23.18	23.16	22.96	0-2	0
		50	25	22.23	23.23	23.13	23.14	22.93	0-2	0
		50	49	22.31	23.25	23.07	23.06	22.84	0-2	0
		100	0	22.22	23.18	23.13	23.08	22.88	0-2	0
	64QAM	1	0	21.95	22.99	23.02	22.97	22.75	0-2	0
		1	49	22.15	23.13	23.10	23.03	22.82	0-2	0
		1	99	22.23	23.04	22.86	22.87	22.71	0-2	0
		50	0	22.09	23.12	23.17	23.12	22.94	0-3	0
		50	25	22.20	23.20	23.12	23.12	22.91	0-3	0
		50	49	22.28	23.23	23.05	23.07	22.79	0-3	0
		100	0	22.21	23.16	23.12	23.07	22.83	0-3	0

Note; LTE Band 41 has 5 required test channels per FCC KDB 447498 D01v06.

[LTE Band 66 Conducted Power_ Hotspot activated]

LTE Band 66 _ 1.4 MHz Bandwidth

Bandwidth	Modulation	RB Size	RB Offset	Reduced Power [dBm]			MPR Allowed Per 3GPP [dB]	MPR [dB]
				131979Ch. 1710.7 MHz	132322 Ch. 1745 MHz	132665 Ch. 1779.3 MHz		
1.4 MHz	QPSK	1	0	18.83	18.99	19.30	0	0
		1	3	18.83	19.08	19.27	0	0
		1	5	18.77	19.06	19.26	0	0
		3	0	18.83	19.06	19.33	0	0
		3	1	18.83	19.02	19.32	0	0
		3	3	18.81	19.07	19.29	0	0
		6	0	18.82	19.07	19.34	0-1	0
	16QAM	1	0	19.16	19.20	19.63	0-1	0
		1	3	19.02	19.33	19.62	0-1	0
		1	5	19.02	19.33	19.45	0-1	0
		3	0	18.86	18.97	19.28	0-1	0
		3	1	18.87	19.06	19.39	0-1	0
		3	3	18.77	19.09	19.35	0-1	0
		6	0	18.86	19.12	19.42	0-2	0
	64QAM	1	0	19.03	19.11	19.42	0-2	0
		1	3	18.92	19.19	19.45	0-2	0
		1	5	18.89	19.15	19.36	0-2	0
		3	0	18.94	19.16	19.46	0-2	0
		3	1	18.91	19.14	19.45	0-2	0
		3	3	18.91	19.22	19.39	0-2	0
		6	0	18.76	19.08	19.32	0-3	0

LTE Band 66 _ 3 MHz Bandwidth

Bandwidth	Modulation	RB Size	RB Offset	Reduced Power [dBm]			MPR Allowed Per 3GPP [dB]	MPR [dB]
				131987 Ch. 1711.5 MHz	132322 Ch. 1745 MHz	132657 Ch. 1778.5 MHz		
3 MHz	QPSK	1	0	18.79	18.93	19.37	0	0
		1	7	18.78	19.09	19.31	0	0
		1	14	18.69	19.07	19.27	0	0
		8	0	18.77	19.01	19.37	0-1	0
		8	3	18.79	19.04	19.34	0-1	0
		8	7	18.73	19.10	19.32	0-1	0
		15	0	18.80	19.09	19.32	0-1	0
	16QAM	1	0	19.04	19.16	19.56	0-1	0
		1	7	19.09	19.36	19.65	0-1	0
		1	14	18.96	19.31	19.55	0-1	0
		8	0	18.85	19.09	19.45	0-2	0
		8	3	18.90	19.14	19.42	0-2	0
		8	7	18.83	19.22	19.40	0-2	0
		15	0	18.86	19.12	19.39	0-2	0
	64QAM	1	0	18.91	19.08	19.54	0-2	0
		1	7	18.92	19.28	19.54	0-2	0
		1	14	18.92	19.31	19.46	0-2	0
		8	0	18.84	19.03	19.41	0-3	0
		8	3	18.84	19.12	19.37	0-3	0
		8	7	18.80	19.13	19.35	0-3	0
		15	0	18.83	19.12	19.35	0-3	0

LTE Band 66 _ 5 MHz Bandwidth

Bandwidth	Modulation	RB Size	RB Offset	Reduced Power [dBm]			MPR Allowed Per 3GPP [dB]	MPR [dB]
				131997 Ch. 1712.5 MHz	132322Ch. 1745 MHz	132647 Ch. 1777.5 MHz		
5 MHz	QPSK	1	0	18.84	18.95	19.40	0	0
		1	12	18.79	19.11	19.37	0	0
		1	24	18.71	19.17	19.29	0	0
		12	0	18.82	19.03	19.36	0-1	0
		12	6	18.80	19.09	19.40	0-1	0
		12	11	18.79	19.12	19.36	0-1	0
	16QAM	25	0	18.79	19.09	19.38	0-1	0
		1	0	19.15	19.25	19.63	0-1	0
		1	12	19.04	19.29	19.65	0-1	0
		1	24	18.92	19.42	19.51	0-1	0
		12	0	18.85	19.00	19.39	0-2	0
		12	6	18.72	19.06	19.38	0-2	0
	64QAM	12	11	18.78	19.13	19.35	0-2	0
		25	0	18.81	19.09	19.44	0-2	0
		1	0	18.97	19.04	19.56	0-2	0
		1	12	18.97	19.26	19.48	0-2	0
		1	24	18.80	19.34	19.42	0-2	0
		12	0	18.86	19.04	19.43	0-3	0
		12	6	18.79	19.09	19.41	0-3	0
		12	11	18.78	19.14	19.35	0-3	0
25	0	18.80	19.09	19.42	0-3	0		

LTE Band 66 _ 10 MHz Bandwidth

Bandwidth	Modulation	RB Size	RB Offset	Reduced Power [dBm]			MPR Allowed Per 3GPP [dB]	MPR [dB]
				132022 Ch. 1715 MHz	132322 Ch. 1745 MHz	132622 Ch. 1775 MHz		
10 MHz	QPSK	1	0	18.84	18.83	19.49	0	0
		1	24	18.75	19.12	19.42	0	0
		1	49	18.69	19.31	19.30	0	0
		25	0	18.78	18.90	19.45	0-1	0
		25	12	18.75	19.08	19.39	0-1	0
		25	24	18.68	19.25	19.43	0-1	0
		50	0	18.73	19.11	19.43	0-1	0
	16QAM	1	0	19.13	19.06	19.76	0-1	0
		1	24	19.09	19.44	19.64	0-1	0
		1	49	18.99	19.57	19.42	0-1	0
		25	0	18.80	18.96	19.49	0-2	0
		25	12	18.78	19.12	19.43	0-2	0
		25	24	18.72	19.25	19.46	0-2	0
		50	0	18.72	19.10	19.47	0-2	0
	64QAM	1	0	19.00	18.90	19.62	0-2	0
		1	24	18.93	19.28	19.62	0-2	0
		1	49	18.77	19.35	19.42	0-2	0
		25	0	18.79	18.97	19.47	0-3	0
		25	12	18.75	19.10	19.47	0-3	0
		25	24	18.74	19.24	19.46	0-3	0
		25	0	18.76	19.07	19.46	0-3	0
		50	0	18.76	19.07	19.46	0-3	0

LTE Band 66 _ 15 MHz Bandwidth

Bandwidth	Modulation	RB Size	RB Offset	Reduced Power [dBm]			MPR Allowed Per 3GPP [dB]	MPR [dB]
				132047 Ch. 1717.5 MHz	132322 Ch. 1745 MHz	132597 Ch. 1772.5 MHz		
15 MHz	QPSK	1	0	18.75	18.66	19.46	0	0
		1	36	18.71	19.11	19.47	0	0
		1	74	18.57	19.32	19.24	0	0
		36	0	18.69	18.81	19.51	0-1	0
		36	18	18.63	19.02	19.41	0-1	0
		36	39	18.60	19.28	19.45	0-1	0
		75	0	18.72	19.05	19.49	0-1	0
	16QAM	1	0	19.07	19.00	19.73	0-1	0
		1	36	18.96	19.41	19.73	0-1	0
		1	74	18.84	19.50	19.48	0-1	0
		36	0	18.73	18.85	19.52	0-2	0
		36	18	18.72	19.05	19.48	0-2	0
		36	39	18.60	19.35	19.48	0-2	0
		75	0	18.71	19.06	19.52	0-2	0
	64QAM	1	0	18.94	18.86	19.63	0-2	0
		1	36	18.79	19.31	19.67	0-2	0
		1	74	18.70	19.49	19.37	0-2	0
		36	0	18.80	18.87	19.56	0-3	0
		36	18	18.72	19.11	19.46	0-3	0
		36	39	18.61	19.34	19.48	0-3	0
		75	0	18.72	19.11	19.49	0-3	0

LTE Band 66 _ 20 MHz Bandwidth

Bandwidth	Modulation	RB Size	RB Offset	Reduced Power [dBm]			MPR Allowed Per 3GPP [dB]	MPR [dB]
				132072 Ch. 1720 MHz	132322 Ch. 1745 MHz	132572 Ch. 1770 MHz		
20 MHz	QPSK	1	0	18.73	18.61	19.40	0	0
		1	49	18.69	19.12	19.53	0	0
		1	99	18.55	19.39	19.23	0	0
		50	0	18.73	18.84	19.61	0-1	0
		50	25	18.74	19.12	19.55	0-1	0
		50	49	18.65	19.40	19.49	0-1	0
		100	0	18.69	19.08	19.56	0-1	0
	16QAM	1	0	18.97	18.85	19.66	0-1	0
		1	49	19.02	19.35	19.68	0-1	0
		1	99	18.80	19.70	19.49	0-1	0
		50	0	18.70	18.83	19.65	0-2	0
		50	25	18.71	19.12	19.55	0-2	0
		50	49	18.65	19.43	19.51	0-2	0
		100	0	18.62	19.08	19.52	0-2	0
	64QAM	1	0	18.88	18.77	19.58	0-2	0
		1	49	18.86	19.27	19.67	0-2	0
		1	99	18.75	19.51	19.44	0-2	0
		50	0	18.75	18.83	19.65	0-3	0
		50	25	18.76	19.11	19.56	0-3	0
		50	49	18.65	19.43	19.50	0-3	0
		100	0	18.63	19.08	19.57	0-3	0

**11.4.3 LTE Reduced Conducted Power(Grip Sensor on)
[LTE Band 2 Conducted Power _ Grip Sensor on]**

LTE Band 2 _ 1.4 MHz Bandwidth

Bandwidth	Modulation	RB Size	RB Offset	Reduced Power [dBm]			MPR Allowed Per 3GPP [dB]	MPR [dB]
				18607 Ch. 1850.7 MHz	18900 Ch. 1880 MHz	19193 Ch. 1909.3 MHz		
1.4 MHz	QPSK	1	0	19.36	19.70	19.26	0	0
		1	3	19.36	19.71	19.27	0	0
		1	5	19.33	19.71	19.28	0	0
		3	0	19.37	19.72	19.32	0	0
		3	1	19.35	19.72	19.32	0	0
		3	3	19.34	19.69	19.30	0	0
		6	0	19.39	19.72	19.34	0-1	0
	16QAM	1	0	19.63	19.94	19.46	0-1	0
		1	3	19.57	19.98	19.46	0-1	0
		1	5	19.57	19.91	19.49	0-1	0
		3	0	19.37	19.77	19.27	0-1	0
		3	1	19.40	19.71	19.37	0-1	0
		3	3	19.35	19.69	19.25	0-1	0
		6	0	19.43	19.74	19.39	0-2	0
	64QAM	1	0	19.54	19.82	19.43	0-2	0
		1	3	19.50	19.80	19.40	0-2	0
		1	5	19.43	19.83	19.41	0-2	0
		3	0	19.45	19.81	19.40	0-2	0
		3	1	19.41	19.86	19.39	0-2	0
		3	3	19.47	19.76	19.37	0-2	0
		6	0	19.32	19.68	19.28	0-3	0

LTE Band 2 _ 3 MHz Bandwidth

Bandwidth	Modulation	RB Size	RB Offset	Reduced Power [dBm]			MPR Allowed Per 3GPP [dB]	MPR [dB]
				18615 Ch. 1851.5 MHz	18900 Ch. 1880 MHz	19185 Ch. 1908.5 MHz		
3 MHz	QPSK	1	0	19.26	19.60	19.21	0	0
		1	7	19.29	19.71	19.26	0	0
		1	14	19.23	19.67	19.26	0	0
		8	0	19.30	19.64	19.24	0-1	0
		8	3	19.28	19.66	19.25	0-1	0
		8	7	19.26	19.66	19.28	0-1	0
		15	0	19.30	19.69	19.25	0-1	0
	16QAM	1	0	19.56	19.83	19.42	0-1	0
		1	7	19.49	20.00	19.55	0-1	0
		1	14	19.56	19.94	19.45	0-1	0
		8	0	19.39	19.74	19.36	0-2	0
		8	3	19.38	19.78	19.33	0-2	0
		8	7	19.37	19.75	19.34	0-2	0
		15	0	19.30	19.73	19.27	0-2	0
	64QAM	1	0	19.43	19.76	19.40	0-2	0
		1	7	19.49	19.87	19.50	0-2	0
		1	14	19.44	19.85	19.38	0-2	0
		8	0	19.36	19.73	19.31	0-3	0
		8	3	19.32	19.76	19.30	0-3	0
		8	7	19.33	19.72	19.34	0-3	0
		15	0	19.28	19.70	19.25	0-3	0

LTE Band 2 _ 5 MHz Bandwidth

Bandwidth	Modulation	RB Size	RB Offset	Reduced Power [dBm]			MPR Allowed Per 3GPP [dB]	MPR [dB]
				18625 Ch. 1852.5 MHz	18900 Ch. 1880 MHz	19175 Ch. 1907.5 MHz		
5 MHz	QPSK	1	0	19.34	19.66	19.23	0	0
		1	12	19.30	19.77	19.29	0	0
		1	24	19.27	19.70	19.27	0	0
		12	0	19.29	19.71	19.31	0-1	0
		12	6	19.24	19.72	19.28	0-1	0
		12	11	19.25	19.69	19.24	0-1	0
		25	0	19.28	19.72	19.26	0-1	0
	16QAM	1	0	19.63	19.87	19.41	0-1	0
		1	12	19.51	19.97	19.54	0-1	0
		1	24	19.54	19.97	19.56	0-1	0
		12	0	19.30	19.70	19.34	0-2	0
		12	6	19.31	19.72	19.27	0-2	0
		12	11	19.27	19.70	19.22	0-2	0
		25	0	19.33	19.75	19.29	0-2	0
	64QAM	1	0	19.50	19.84	19.42	0-2	0
		1	12	19.40	19.89	19.35	0-2	0
		1	24	19.38	19.88	19.37	0-2	0
		12	0	19.35	19.74	19.38	0-3	0
		12	6	19.33	19.75	19.28	0-3	0
		12	11	19.28	19.71	19.28	0-3	0
25		0	19.32	19.74	19.32	0-3	0	

LTE Band 2 _ 10 MHz Bandwidth

Bandwidth	Modulation	RB Size	RB Offset	Reduced Power [dBm]			MPR Allowed Per 3GPP [dB]	MPR [dB]
				18650 Ch. 1855 MHz	18900 Ch. 1880 MHz	19150 Ch. 1905 MHz		
10 MHz	QPSK	1	0	19.29	19.61	19.39	0	0
		1	24	19.28	19.72	19.31	0	0
		1	49	19.31	19.73	19.28	0	0
		25	0	19.28	19.67	19.32	0-1	0
		25	12	19.29	19.69	19.31	0-1	0
		25	24	19.29	19.73	19.22	0-1	0
		50	0	19.29	19.67	19.30	0-1	0
	16QAM	1	0	19.49	19.84	19.68	0-1	0
		1	24	19.62	20.02	19.52	0-1	0
		1	49	19.60	19.88	19.56	0-1	0
		25	0	19.37	19.71	19.37	0-2	0
		25	12	19.29	19.79	19.33	0-2	0
		25	24	19.31	19.76	19.24	0-2	0
		50	0	19.32	19.66	19.27	0-2	0
	64QAM	1	0	19.46	19.77	19.46	0-2	0
		1	24	19.42	19.91	19.49	0-2	0
		1	49	19.42	19.81	19.41	0-2	0
		25	0	19.31	19.70	19.35	0-3	0
		25	12	19.31	19.72	19.35	0-3	0
		25	24	19.32	19.75	19.24	0-3	0
50		0	19.34	19.71	19.31	0-3	0	

LTE Band 2 _ 15 MHz Bandwidth

Bandwidth	Modulation	RB Size	RB Offset	Reduced Power [dBm]			MPR Allowed Per 3GPP [dB]	MPR [dB]
				18675 Ch. 1857.5 MHz	18900 Ch. 1880 MHz	19125 Ch. 1902.5 MHz		
15 MHz	QPSK	1	0	19.24	19.54	19.45	0	0
		1	36	19.29	19.71	19.33	0	0
		1	74	19.35	19.61	19.20	0	0
		36	0	19.24	19.61	19.40	0-1	0
		36	18	19.25	19.70	19.31	0-1	0
		36	39	19.33	19.60	19.19	0-1	0
		75	0	19.33	19.71	19.28	0-1	0
	16QAM	1	0	19.49	19.72	19.67	0-1	0
		1	36	19.56	19.98	19.63	0-1	0
		1	74	19.55	19.84	19.47	0-1	0
		36	0	19.25	19.61	19.35	0-2	0
		36	18	19.27	19.71	19.37	0-2	0
		36	39	19.32	19.70	19.28	0-2	0
		75	0	19.32	19.70	19.30	0-2	0
	64QAM	1	0	19.41	19.71	19.56	0-2	0
		1	36	19.46	19.82	19.46	0-2	0
		1	74	19.55	19.74	19.34	0-2	0
		36	0	19.26	19.65	19.44	0-3	0
		36	18	19.32	19.71	19.35	0-3	0
		36	39	19.32	19.71	19.28	0-3	0
		75	0	19.29	19.69	19.34	0-3	0

LTE Band 2 _ 20 MHz Bandwidth

Bandwidth	Modulation	RB Size	RB Offset	Reduced Power [dBm]			MPR Allowed Per 3GPP [dB]	MPR [dB]
				18700 Ch. 1860 MHz	18900 Ch. 1880 MHz	19100 Ch. 1900 MHz		
20 MHz	QPSK	1	0	19.20	19.47	19.48	0	0
		1	49	19.34	19.74	19.39	0	0
		1	99	19.38	19.53	19.17	0	0
		50	0	19.27	19.62	19.52	0-1	0
		50	25	19.34	19.74	19.44	0-1	0
		50	49	19.47	19.63	19.29	0-1	0
		100	0	19.41	19.65	19.41	0-1	0
	16QAM	1	0	19.52	19.75	19.69	0-1	0
		1	49	19.49	20.05	19.66	0-1	0
		1	99	19.66	19.75	19.40	0-1	0
		50	0	19.28	19.64	19.53	0-2	0
		50	25	19.36	19.73	19.43	0-2	0
		50	49	19.46	19.60	19.32	0-2	0
		100	0	19.39	19.58	19.41	0-2	0
	64QAM	1	0	19.38	19.58	19.64	0-2	0
		1	49	19.54	19.90	19.54	0-2	0
		1	99	19.56	19.64	19.29	0-2	0
		50	0	19.28	19.65	19.52	0-3	0
		50	25	19.39	19.73	19.43	0-3	0
		50	49	19.43	19.57	19.28	0-3	0
		100	0	19.37	19.62	19.42	0-3	0

[LTE Band 4 Conducted Power _ Grip Sensor on]

LTE Band 4 _ 1.4 MHz Bandwidth

Bandwidth	Modulation	RB Size	RB Offset	Reduced Power [dBm]			MPR Allowed Per 3GPP [dB]	MPR [dB]
				19957 Ch. 1710.7 MHz	20175 Ch. 1732.5 MHz	20393 Ch. 1754.3 MHz		
1.4 MHz	QPSK	1	0	18.87	18.72	19.49	0	0
		1	3	18.86	18.71	19.48	0	0
		1	5	18.83	18.67	19.49	0	0
		3	0	18.89	18.75	19.49	0	0
		3	1	18.89	18.74	19.49	0	0
		3	3	18.82	18.68	19.54	0	0
		6	0	18.88	18.74	19.55	0-1	0
	16QAM	1	0	19.11	19.01	19.75	0-1	0
		1	3	19.11	19.04	19.78	0-1	0
		1	5	19.13	19.01	19.81	0-1	0
		3	0	18.95	18.70	19.49	0-1	0
		3	1	18.85	18.71	19.55	0-1	0
		3	3	18.87	18.59	19.56	0-1	0
		6	0	18.94	18.81	19.62	0-2	0
	64QAM	1	0	19.11	18.90	19.61	0-2	0
		1	3	18.99	18.89	19.59	0-2	0
		1	5	18.95	18.88	19.70	0-2	0
		3	0	19.02	18.84	19.59	0-2	0
		3	1	18.98	18.79	19.59	0-2	0
		3	3	19.01	18.74	19.59	0-2	0
		6	0	18.84	18.71	19.51	0-3	0

LTE Band 4 _ 3 MHz Bandwidth

Bandwidth	Modulation	RB Size	RB Offset	Reduced Power [dBm]			MPR Allowed Per 3GPP [dB]	MPR [dB]
				19965 Ch. 1711.5 MHz	20175 Ch. 1732.5 MHz	20385 Ch. 1753.5 MHz		
3 MHz	QPSK	1	0	18.84	18.71	19.45	0	0
		1	7	18.81	18.67	19.48	0	0
		1	14	18.79	18.67	19.48	0	0
		8	0	18.83	18.69	19.51	0-1	0
		8	3	18.79	18.73	19.48	0-1	0
		8	7	18.79	18.69	19.50	0-1	0
		15	0	18.82	18.72	19.51	0-1	0
	16QAM	1	0	19.20	19.02	19.62	0-1	0
		1	7	19.07	18.99	19.85	0-1	0
		1	14	19.05	19.00	19.79	0-1	0
		8	0	18.95	18.82	19.55	0-2	0
		8	3	18.91	18.81	19.61	0-2	0
		8	7	18.86	18.75	19.63	0-2	0
		15	0	18.87	18.77	19.54	0-2	0
	64QAM	1	0	19.06	18.90	19.58	0-2	0
		1	7	18.99	18.84	19.69	0-2	0
		1	14	18.94	18.85	19.69	0-2	0
		8	0	18.88	18.75	19.56	0-3	0
		8	3	18.86	18.77	19.57	0-3	0
		8	7	18.83	18.73	19.56	0-3	0
		15	0	18.84	18.71	19.53	0-3	0

LTE Band 4 _ 5 MHz Bandwidth

Bandwidth	Modulation	RB Size	RB Offset	Reduced Power [dBm]			MPR Allowed Per 3GPP [dB]	MPR [dB]
				19975 Ch. 1712.5 MHz	20175 Ch. 1732.5 MHz	20375 Ch. 1752.5 MHz		
5 MHz	QPSK	1	0	18.94	18.73	19.42	0	0
		1	12	18.82	18.73	19.53	0	0
		1	24	18.78	18.73	19.57	0	0
		12	0	18.82	18.73	19.47	0-1	0
		12	6	18.80	18.72	19.50	0-1	0
		12	11	18.76	18.70	19.52	0-1	0
		25	0	18.83	18.75	19.51	0-1	0
	16QAM	1	0	19.06	18.94	19.56	0-1	0
		1	12	19.12	19.06	19.78	0-1	0
		1	24	19.05	19.04	19.83	0-1	0
		12	0	18.90	18.76	19.50	0-2	0
		12	6	18.81	18.71	19.47	0-2	0
		12	11	18.76	18.67	19.48	0-2	0
		25	0	18.86	18.74	19.49	0-2	0
	64QAM	1	0	19.09	18.92	19.56	0-2	0
		1	12	18.96	18.87	19.69	0-2	0
		1	24	18.95	18.90	19.69	0-2	0
		12	0	18.91	18.79	19.49	0-3	0
		12	6	18.84	18.76	19.49	0-3	0
		12	11	18.74	18.73	19.52	0-3	0
		25	0	18.84	18.73	19.49	0-3	0

LTE Band 4 _ 10 MHz Bandwidth

Bandwidth	Modulation	RB Size	RB Offset	Reduced Power [dBm]			MPR Allowed Per 3GPP [dB]	MPR [dB]
				20000 Ch. 1715 MHz	20175 Ch. 1732.5 MHz	20350 Ch. 1750 MHz		
10 MHz	QPSK	1	0	18.86	18.72	19.17	0	0
		1	24	18.81	18.74	19.38	0	0
		1	49	18.73	18.73	19.50	0	0
		25	0	18.85	18.75	19.27	0-1	0
		25	12	18.79	18.71	19.43	0-1	0
		25	24	18.82	18.72	19.51	0-1	0
		50	0	18.82	18.79	19.37	0-1	0
	16QAM	1	0	19.19	18.95	19.51	0-1	0
		1	24	19.08	18.98	19.59	0-1	0
		1	49	19.02	19.09	19.74	0-1	0
		25	0	18.84	18.79	19.29	0-2	0
		25	12	18.77	18.75	19.47	0-2	0
		25	24	18.81	18.75	19.52	0-2	0
		50	0	18.77	18.74	19.39	0-2	0
	64QAM	1	0	19.04	18.88	19.31	0-2	0
		1	24	18.95	18.92	19.55	0-2	0
		1	49	18.98	18.96	19.64	0-2	0
		25	0	18.85	18.78	19.28	0-3	0
		25	12	18.79	18.71	19.44	0-3	0
		25	24	18.83	18.74	19.53	0-3	0
		50	0	18.78	18.75	19.36	0-3	0

LTE Band 4 _ 15 MHz Bandwidth

Bandwidth	Modulation	RB Size	RB Offset	Reduced Power [dBm]			MPR Allowed Per 3GPP [dB]	MPR [dB]
				20025 Ch. 1717.5 MHz	20175 Ch. 1732.5 MHz	20325 Ch. 1747.5 MHz		
15 MHz	QPSK	1	0	18.80	18.68	18.81	0	0
		1	36	18.78	18.74	19.29	0	0
		1	74	18.62	18.78	19.45	0	0
		36	0	18.73	18.67	19.06	0-1	0
		36	18	18.75	18.69	19.26	0-1	0
		36	39	18.62	18.77	19.45	0-1	0
		75	0	18.78	18.74	19.32	0-1	0
	16QAM	1	0	19.00	18.87	19.20	0-1	0
		1	36	19.02	19.01	19.56	0-1	0
		1	74	18.97	19.19	19.74	0-1	0
		36	0	18.82	18.72	19.01	0-2	0
		36	18	18.75	18.70	19.26	0-2	0
		36	39	18.73	18.74	19.42	0-2	0
		75	0	18.73	18.79	19.29	0-2	0
	64QAM	1	0	18.97	18.84	18.98	0-2	0
		1	36	18.92	18.94	19.45	0-2	0
		1	74	18.78	18.96	19.57	0-2	0
		36	0	18.76	18.69	19.05	0-3	0
		36	18	18.76	18.75	19.30	0-3	0
		36	39	18.75	18.80	19.46	0-3	0
		75	0	18.78	18.76	19.29	0-3	0

LTE Band 4 _ 20 MHz Bandwidth

Bandwidth	Modulation	RB Size	RB Offset	Reduced Power [dBm]	MPR Allowed Per 3GPP [dB]	MPR [dB]
				20175 Ch. 1732.5 MHz		
20 MHz	QPSK	1	0	18.62	0	0
		1	49	18.74	0	0
		1	99	18.87	0	0
		50	0	18.77	0-1	0
		50	25	18.77	0-1	0
		50	49	18.85	0-1	0
		100	0	18.80	0-1	0
	16QAM	1	0	18.78	0-1	0
		1	49	18.89	0-1	0
		1	99	19.15	0-1	0
		50	0	18.74	0-2	0
		50	25	18.80	0-2	0
		50	49	18.86	0-2	0
		100	0	18.80	0-2	0
	64QAM	1	0	18.79	0-2	0
		1	49	18.99	0-2	0
		1	99	19.04	0-2	0
		50	0	18.81	0-3	0
		50	25	18.79	0-3	0
		50	49	18.85	0-3	0
		100	0	18.79	0-3	0

[LTE Band 5 Conducted Power _ Grip Sensor on]

LTE Band 5 _ 1.4 MHz Bandwidth

Bandwidth	Modulation	RB Size	RB Offset	Reduced Power [dBm]			MPR Allowed Per 3GPP [dB]	MPR [dB]
				20407 Ch. 824.7 MHz	20525 Ch. 836.5 MHz	20643 Ch. 848.3 MHz		
1.4 MHz	QPSK	1	0	19.97	19.86	19.67	0	0
		1	3	19.99	19.85	19.62	0	0
		1	5	19.97	19.89	19.69	0	0
		3	0	20.00	19.87	19.69	0	0
		3	1	20.00	19.84	19.69	0	0
		3	3	20.01	19.86	19.66	0	0
		6	0	20.00	19.86	19.70	0-1	0
	16QAM	1	0	20.30	20.16	19.97	0-1	0
		1	3	20.34	20.16	20.01	0-1	0
		1	5	20.22	20.24	19.95	0-1	0
		3	0	20.05	19.92	19.74	0-1	0
		3	1	20.07	19.86	19.71	0-1	0
		3	3	20.09	19.82	19.67	0-1	0
		6	0	20.13	19.95	19.75	0-2	0
	64QAM	1	0	20.23	20.06	19.77	0-2	0
		1	3	20.17	20.04	19.84	0-2	0
		1	5	20.16	19.99	19.83	0-2	0
		3	0	20.11	20.01	19.84	0-2	0
		3	1	20.13	19.95	19.77	0-2	0
		3	3	20.11	19.96	19.76	0-2	0
		6	0	20.01	19.82	19.65	0-3	0

LTE Band 5 _ 3 MHz Bandwidth

Bandwidth	Modulation	RB Size	RB Offset	Reduced Power [dBm]			MPR Allowed Per 3GPP [dB]	MPR [dB]
				20415 Ch. 825.5 MHz	20525 Ch. 836.5 MHz	20635 Ch. 847.5 MHz		
3 MHz	QPSK	1	0	19.96	19.88	19.71	0	0
		1	7	20.07	19.91	19.69	0	0
		1	14	19.96	19.84	19.70	0	0
		8	0	19.97	19.87	19.68	0-1	0
		8	3	20.03	19.86	19.63	0-1	0
		8	7	20.02	19.86	19.68	0-1	0
		15	0	20.00	19.89	19.69	0-1	0
	16QAM	1	0	20.22	20.07	20.02	0-1	0
		1	7	20.40	20.22	19.95	0-1	0
		1	14	20.20	20.12	20.05	0-1	0
		8	0	20.09	20.00	19.78	0-2	0
		8	3	20.11	19.95	19.76	0-2	0
		8	7	20.10	19.92	19.75	0-2	0
		15	0	20.04	19.91	19.74	0-2	0
	64QAM	1	0	20.19	20.07	19.89	0-2	0
		1	7	20.25	20.02	19.89	0-2	0
		1	14	20.09	19.95	19.84	0-2	0
		8	0	20.11	19.97	19.71	0-3	0
		8	3	20.08	19.93	19.72	0-3	0
		8	7	20.07	19.92	19.69	0-3	0
		15	0	20.06	19.94	19.72	0-3	0

LTE Band 5 _ 5 MHz Bandwidth

Bandwidth	Modulation	RB Size	RB Offset	Reduced Power [dBm]			MPR Allowed Per 3GPP [dB]	MPR [dB]
				20425 Ch. 826.5 MHz	20525 Ch. 836.5 MHz	20625 Ch. 846.5 MHz		
5 MHz	QPSK	1	0	20.01	19.87	19.75	0	0
		1	12	20.09	19.95	19.77	0	0
		1	24	19.94	19.84	19.72	0	0
		12	0	20.00	19.96	19.75	0-1	0
		12	6	20.06	19.92	19.71	0-1	0
		12	11	20.01	19.86	19.68	0-1	0
		25	0	19.99	19.91	19.70	0-1	0
	16QAM	1	0	20.34	20.20	19.93	0-1	0
		1	12	20.27	20.20	20.03	0-1	0
		1	24	20.23	20.16	20.04	0-1	0
		12	0	20.00	19.94	19.77	0-2	0
		12	6	20.07	19.94	19.72	0-2	0
		12	11	20.02	19.89	19.69	0-2	0
		25	0	20.01	19.91	19.72	0-2	0
	64QAM	1	0	20.26	20.10	19.97	0-2	0
		1	12	20.22	20.10	19.91	0-2	0
		1	24	20.15	20.06	19.91	0-2	0
		12	0	20.05	19.97	19.78	0-3	0
		12	6	20.08	19.96	19.72	0-3	0
		12	11	20.03	19.89	19.71	0-3	0
25		0	20.00	19.92	19.75	0-3	0	

LTE Band 5 _ 10 MHz Bandwidth

Bandwidth	Modulation	RB Size	RB Offset	Reduced Power [dBm]	MPR Allowed Per 3GPP [dB]	MPR [dB]
				20525 Ch. 836.5 MHz		
10 MHz	QPSK	1	0	19.94	0	0
		1	24	19.93	0	0
		1	49	19.76	0	0
		25	0	20.01	0-1	0
		25	12	19.91	0-1	0
		25	24	19.87	0-1	0
		50	0	19.97	0-1	0
	16QAM	1	0	20.22	0-1	0
		1	24	20.21	0-1	0
		1	49	20.13	0-1	0
		25	0	20.05	0-2	0
		25	12	19.95	0-2	0
		25	24	19.91	0-2	0
		50	0	19.99	0-2	0
	64QAM	1	0	20.08	0-2	0
		1	24	20.14	0-2	0
		1	49	19.96	0-2	0
		25	0	20.07	0-3	0
		25	12	19.96	0-3	0
		25	24	19.92	0-3	0
50		0	19.97	0-3	0	

[LTE Band 7 Conducted Power _ Grip Sensor on]

LTE Band 7_ 5 MHz Bandwidth

Bandwidth	Modulation	RB Size	RB Offset	Reduced Power [dBm]			MPR Allowed Per 3GPP [dB]	MPR [dB]	
				20775 Ch. 2502.5 MHz	21100 Ch. 2535 MHz	21425 Ch. 2567.5 MHz			
5 MHz	QPSK	1	0	16.20	16.86	17.24	0	0	
		1	12	16.22	16.95	17.26	0	0	
		1	24	16.23	16.96	17.19	0	0	
		12	0	16.16	16.89	17.24	0-1	0	
		12	6	16.21	16.93	17.28	0-1	0	
		12	11	16.21	16.93	17.23	0-1	0	
	16QAM	25	0	16.21	16.95	17.26	0-1	0	
		1	0	16.40	17.20	17.53	0-1	0	
		1	12	16.48	17.18	17.53	0-1	0	
		1	24	16.48	17.18	17.44	0-1	0	
		12	0	16.22	16.92	17.26	0-2	0	
		12	6	16.16	16.93	17.23	0-2	0	
	64QAM	12	11	16.17	16.92	17.22	0-2	0	
		25	0	16.22	16.95	17.28	0-2	0	
		1	0	16.24	17.00	17.37	0-2	0	
		1	12	16.41	17.11	17.39	0-2	0	
		1	24	16.32	17.06	17.41	0-2	0	
		12	0	16.18	16.94	17.30	0-3	0	
			12	6	16.22	16.98	17.27	0-3	0
			12	11	16.22	16.94	17.21	0-3	0
			25	0	16.20	16.95	17.30	0-3	0

LTE Band 7_ 10 MHz Bandwidth

Bandwidth	Modulation	RB Size	RB Offset	Reduced Power [dBm]			MPR Allowed Per 3GPP [dB]	MPR [dB]	
				20800 Ch. 2505 MHz	21100 Ch. 2535 MHz	21400 Ch. 2565 MHz			
10 MHz	QPSK	1	0	16.13	16.79	17.20	0	0	
		1	24	16.23	16.96	17.21	0	0	
		1	49	16.30	16.97	17.15	0	0	
		25	0	16.26	16.87	17.26	0-1	0	
		25	12	16.26	16.94	17.21	0-1	0	
		25	24	16.26	16.96	17.19	0-1	0	
	16QAM	50	0	16.33	16.95	17.23	0-1	0	
		1	0	16.32	17.11	17.41	0-1	0	
		1	24	16.43	17.25	17.44	0-1	0	
		1	49	16.65	17.22	17.37	0-1	0	
		25	0	16.26	16.91	17.24	0-2	0	
		25	12	16.26	16.91	17.23	0-2	0	
	64QAM	25	24	16.28	16.99	17.27	0-2	0	
		50	0	16.34	16.95	17.23	0-2	0	
		1	0	16.21	16.98	17.38	0-2	0	
		1	24	16.38	17.11	17.33	0-2	0	
		1	49	16.45	17.06	17.28	0-2	0	
		25	0	16.23	16.93	17.24	0-3	0	
			25	12	16.24	16.93	17.27	0-3	0
			25	24	16.27	17.00	17.27	0-3	0
			50	0	16.30	16.94	17.24	0-3	0

LTE Band 7 _ 15 MHz Bandwidth

Bandwidth	Modulation	RB Size	RB Offset	Reduced Power [dBm]			MPR Allowed Per 3GPP [dB]	MPR [dB]
				20825 Ch. 2507.5 MHz	21100 Ch. 2535 MHz	21375 Ch. 2562.5 MHz		
15 MHz	QPSK	1	0	16.10	16.72	17.11	0	0
		1	36	16.31	16.95	17.20	0	0
		1	74	16.39	16.97	17.12	0	0
		36	0	16.23	16.84	17.23	0-1	0
		36	18	16.32	16.87	17.22	0-1	0
		36	39	16.36	16.96	17.22	0-1	0
		75	0	16.35	16.96	17.24	0-1	0
	16QAM	1	0	16.32	17.01	17.37	0-1	0
		1	36	16.50	17.24	17.52	0-1	0
		1	74	16.67	17.21	17.46	0-1	0
		36	0	16.27	16.86	17.20	0-2	0
		36	18	16.28	16.91	17.25	0-2	0
		36	39	16.43	16.96	17.20	0-2	0
		75	0	16.36	16.93	17.22	0-2	0
	64QAM	1	0	16.19	16.91	17.39	0-2	0
		1	36	16.49	17.13	17.32	0-2	0
		1	74	16.58	17.05	17.27	0-2	0
		36	0	16.29	16.87	17.21	0-3	0
		36	18	16.33	16.96	17.20	0-3	0
		36	39	16.45	16.99	17.24	0-3	0
		75	0	16.37	16.92	17.21	0-3	0

LTE Band 7 _ 20 MHz Bandwidth

Bandwidth	Modulation	RB Size	RB Offset	Reduced Power [dBm]			MPR Allowed Per 3GPP [dB]	MPR [dB]
				20850 Ch. 2510 MHz	21100 Ch. 2535 MHz	21350 Ch. 2560 MHz		
20 MHz	QPSK	1	0	16.09	16.62	17.07	0	0
		1	49	16.42	16.96	17.19	0	0
		1	99	16.36	16.97	17.04	0	0
		50	0	16.32	16.91	17.26	0-1	0
		50	25	16.40	16.95	17.24	0-1	0
		50	49	16.56	17.01	17.19	0-1	0
		100	0	16.42	16.91	17.19	0-1	0
	16QAM	1	0	16.37	16.89	17.34	0-1	0
		1	49	16.72	17.15	17.47	0-1	0
		1	99	16.67	17.29	17.40	0-1	0
		50	0	16.32	16.90	17.24	0-2	0
		50	25	16.40	16.97	17.25	0-2	0
		50	49	16.54	17.01	17.22	0-2	0
		100	0	16.41	16.91	17.23	0-2	0
	64QAM	1	0	16.14	16.80	17.23	0-2	0
		1	49	16.46	17.03	17.38	0-2	0
		1	99	16.50	17.13	17.26	0-2	0
		50	0	16.28	16.89	17.23	0-3	0
		50	25	16.42	16.98	17.27	0-3	0
		50	49	16.53	17.01	17.19	0-3	0
		100	0	16.41	16.91	17.17	0-3	0

[LTE Band 12 Conducted Power]

LTE Band 12_ 1.4 MHz Bandwidth

Bandwidth	Modulation	RB Size	RB Offset	Reduced Power [dBm]			MPR Allowed Per 3GPP [dB]	MPR [dB]
				23017 Ch. 699.7 MHz	23095 Ch. 707.5 MHz	23173 Ch. 715.3 MHz		
1.4 MHz	QPSK	1	0	19.74	19.81	19.61	0	0
		1	3	19.79	19.78	19.56	0	0
		1	5	19.78	19.78	19.53	0	0
		3	0	19.78	19.82	19.60	0	0
		3	1	19.76	19.82	19.56	0	0
		3	3	19.80	19.77	19.58	0	0
	16QAM	1	0	20.03	20.01	19.89	0-1	0
		1	3	20.10	20.13	19.89	0-1	0
		1	5	20.06	20.07	19.83	0-1	0
		3	0	19.82	19.82	19.64	0-1	0
		3	1	19.85	19.87	19.63	0-1	0
		3	3	19.76	19.75	19.57	0-1	0
	64QAM	6	0	19.87	19.89	19.71	0-2	0
		1	0	19.93	19.99	19.81	0-2	0
		1	3	19.93	19.96	19.74	0-2	0
		1	5	19.94	19.90	19.65	0-2	0
		3	0	19.85	19.94	19.71	0-2	0
		3	1	19.91	19.90	19.74	0-2	0
		3	3	19.86	19.86	19.65	0-2	0
		6	0	19.74	19.79	19.58	0-3	0

LTE Band 12_ 3 MHz Bandwidth

Bandwidth	Modulation	RB Size	RB Offset	Reduced Power [dBm]			MPR Allowed Per 3GPP [dB]	MPR [dB]
				23025 Ch. 700.5 MHz	23095 Ch. 707.5 MHz	23165 Ch. 714.5 MHz		
3 MHz	QPSK	1	0	19.75	19.77	19.64	0	0
		1	7	19.82	19.78	19.65	0	0
		1	14	19.73	19.77	19.50	0	0
		8	0	19.77	19.78	19.62	0-1	0
		8	3	19.75	19.80	19.64	0-1	0
		8	7	19.77	19.75	19.57	0-1	0
		15	0	19.79	19.77	19.64	0-1	0
	16QAM	1	0	20.09	20.07	19.83	0-1	0
		1	7	20.03	20.13	19.91	0-1	0
		1	14	19.95	20.01	19.88	0-1	0
		8	0	19.86	19.88	19.72	0-2	0
		8	3	19.92	19.90	19.70	0-2	0
		8	7	19.86	19.83	19.66	0-2	0
		15	0	19.84	19.81	19.61	0-2	0
	64QAM	1	0	19.93	20.00	19.74	0-2	0
		1	7	19.95	19.98	19.90	0-2	0
		1	14	19.83	19.95	19.65	0-2	0
		8	0	19.83	19.83	19.70	0-3	0
		8	3	19.89	19.86	19.64	0-3	0
		8	7	19.83	19.79	19.61	0-3	0
		15	0	19.83	19.78	19.61	0-3	0

LTE Band 12_ 5 MHz Bandwidth

Bandwidth	Modulation	RB Size	RB Offset	Reduced Power [dBm]			MPR Allowed Per 3GPP [dB]	MPR [dB]	
				23035 Ch. 701.5 MHz	23095 Ch. 707.5 MHz	23155 Ch. 713.5 MHz			
5 MHz	QPSK	1	0	19.82	19.90	19.77	0	0	
		1	12	19.83	19.87	19.72	0	0	
		1	24	19.79	19.80	19.60	0	0	
		12	0	19.81	19.85	19.70	0-1	0	
		12	6	19.81	19.84	19.69	0-1	0	
		12	11	19.79	19.78	19.59	0-1	0	
	16QAM	25	0	19.80	19.82	19.64	0-1	0	
		1	0	20.01	20.14	20.04	0-1	0	
		1	12	20.05	20.17	19.86	0-1	0	
		1	24	20.16	20.12	19.90	0-1	0	
		12	0	19.80	19.84	19.74	0-2	0	
		12	6	19.79	19.88	19.70	0-2	0	
	64QAM	12	11	19.83	19.78	19.61	0-2	0	
		25	0	19.86	19.85	19.68	0-2	0	
		1	0	19.99	20.05	19.91	0-2	0	
		1	12	19.97	20.07	19.88	0-2	0	
		1	24	19.97	20.00	19.72	0-2	0	
		12	0	19.88	19.89	19.76	0-3	0	
			12	6	19.82	19.92	19.74	0-3	0
			12	11	19.82	19.81	19.65	0-3	0
			25	0	19.86	19.84	19.68	0-3	0

LTE Band 12_ 10 MHz Bandwidth

Bandwidth	Modulation	RB Size	RB Offset	Reduced Power [dBm]	MPR Allowed Per 3GPP [dB]	MPR [dB]	
				23095 Ch. 707.5 MHz			
10 MHz	QPSK	1	0	19.83	0	0	
		1	24	19.86	0	0	
		1	49	19.75	0	0	
		25	0	19.85	0-1	0	
		25	12	19.85	0-1	0	
		25	24	19.72	0-1	0	
	16QAM	50	0	19.73	0-1	0	
		1	0	20.13	0-1	0	
		1	24	20.06	0-1	0	
		1	49	20.06	0-1	0	
		25	0	19.89	0-2	0	
		25	12	19.86	0-2	0	
	64QAM	25	24	19.74	0-2	0	
		50	0	19.75	0-2	0	
		1	0	19.97	0-2	0	
		1	24	19.94	0-2	0	
		1	49	19.94	0-2	0	
		25	0	19.83	0-3	0	
			25	12	19.85	0-3	0
			25	24	19.74	0-3	0
			50	0	19.77	0-3	0

[LTE Band 25 Conducted Power _ Grip Sensor on]

LTE Band 25 1.4 MHz Bandwidth

Bandwidth	Modulation	RB Size	RB Offset	Reduced Power [dBm]			MPR Allowed Per 3GPP [dB]	MPR [dB]
				26047 Ch. 1850.7 MHz	26365 Ch. 1882.5 MHz	26683 Ch. 1914.3 MHz		
1.4 MHz	QPSK	1	0	19.29	19.73	19.44	0	0
		1	3	19.31	19.74	19.43	0	0
		1	5	19.25	19.72	19.46	0	0
		3	0	19.30	19.75	19.50	0	0
		3	1	19.34	19.73	19.47	0	0
		3	3	19.30	19.74	19.50	0	0
	16QAM	6	0	19.31	19.74	19.50	0-1	0
		1	0	19.52	19.98	19.76	0-1	0
		1	3	19.53	19.99	19.76	0-1	0
		1	5	19.56	20.08	19.74	0-1	0
		3	0	19.39	19.81	19.48	0-1	0
		3	1	19.38	19.77	19.53	0-1	0
	64QAM	3	3	19.30	19.77	19.49	0-1	0
		6	0	19.35	19.76	19.57	0-2	0
		1	0	19.53	19.85	19.61	0-2	0
		1	3	19.48	19.90	19.67	0-2	0
		1	5	19.41	19.84	19.67	0-2	0
		3	0	19.41	19.82	19.62	0-2	0
		3	1	19.41	19.82	19.55	0-2	0
		3	3	19.38	19.82	19.55	0-2	0
		6	0	19.28	19.70	19.48	0-3	0

LTE Band 25 3 MHz Bandwidth

Bandwidth	Modulation	RB Size	RB Offset	Reduced Power [dBm]			MPR Allowed Per 3GPP [dB]	MPR [dB]
				26055 Ch. 1851.5 MHz	26365 Ch. 1882.5 MHz	26675 Ch. 1913.5 MHz		
3 MHz	QPSK	1	0	19.28	19.75	19.32	0	0
		1	7	19.31	19.74	19.36	0	0
		1	14	19.24	19.74	19.36	0	0
		8	0	19.32	19.74	19.36	0-1	0
		8	3	19.29	19.71	19.35	0-1	0
		8	7	19.26	19.71	19.38	0-1	0
		15	0	19.27	19.74	19.40	0-1	0
	16QAM	1	0	19.50	20.00	19.56	0-1	0
		1	7	19.49	20.00	19.63	0-1	0
		1	14	19.44	19.94	19.58	0-1	0
		8	0	19.39	19.83	19.46	0-2	0
		8	3	19.38	19.81	19.43	0-2	0
		8	7	19.34	19.76	19.45	0-2	0
		15	0	19.30	19.77	19.40	0-2	0
	64QAM	1	0	19.47	19.88	19.48	0-2	0
		1	7	19.39	19.95	19.50	0-2	0
		1	14	19.39	19.90	19.48	0-2	0
		8	0	19.33	19.77	19.38	0-3	0
		8	3	19.31	19.77	19.39	0-3	0
		8	7	19.28	19.74	19.41	0-3	0
		15	0	19.34	19.74	19.36	0-3	0

LTE Band 25_ 5 MHz Bandwidth

Bandwidth	Modulation	RB Size	RB Offset	Reduced Power [dBm]			MPR Allowed Per 3GPP [dB]	MPR [dB]
				26065 Ch. 1852.5 MHz	26365 Ch. 1882.5 MHz	26665 Ch. 1912.5 MHz		
5 MHz	QPSK	1	0	19.33	19.77	19.27	0	0
		1	12	19.32	19.78	19.35	0	0
		1	24	19.25	19.68	19.39	0	0
		12	0	19.31	19.80	19.39	0-1	0
		12	6	19.24	19.75	19.37	0-1	0
		12	11	19.25	19.71	19.36	0-1	0
		25	0	19.28	19.74	19.36	0-1	0
	16QAM	1	0	19.59	19.97	19.54	0-1	0
		1	12	19.57	20.07	19.63	0-1	0
		1	24	19.41	19.86	19.62	0-1	0
		12	0	19.34	19.77	19.40	0-2	0
		12	6	19.27	19.73	19.38	0-2	0
		12	11	19.25	19.71	19.32	0-2	0
		25	0	19.36	19.78	19.39	0-2	0
	64QAM	1	0	19.44	19.89	19.46	0-2	0
		1	12	19.47	19.92	19.49	0-2	0
		1	24	19.34	19.87	19.52	0-2	0
		12	0	19.39	19.83	19.45	0-3	0
		12	6	19.33	19.79	19.39	0-3	0
		12	11	19.26	19.72	19.40	0-3	0
		25	0	19.28	19.72	19.38	0-3	0

LTE Band 25_ 10 MHz Bandwidth

Bandwidth	Modulation	RB Size	RB Offset	Reduced Power [dBm]			MPR Allowed Per 3GPP [dB]	MPR [dB]
				26090 Ch. 1855 MHz	26365 Ch. 1882.5 MHz	26640 Ch. 1910 MHz		
10 MHz	QPSK	1	0	19.31	19.70	19.24	0	0
		1	24	19.26	19.79	19.31	0	0
		1	49	19.30	19.68	19.38	0	0
		25	0	19.34	19.73	19.30	0-1	0
		25	12	19.31	19.76	19.31	0-1	0
		25	24	19.27	19.68	19.25	0-1	0
		50	0	19.36	19.74	19.30	0-1	0
	16QAM	1	0	19.58	19.96	19.51	0-1	0
		1	24	19.62	19.99	19.59	0-1	0
		1	49	19.57	19.92	19.61	0-1	0
		25	0	19.32	19.78	19.39	0-2	0
		25	12	19.34	19.77	19.33	0-2	0
		25	24	19.30	19.69	19.31	0-2	0
		50	0	19.29	19.73	19.32	0-2	0
	64QAM	1	0	19.45	19.77	19.44	0-2	0
		1	24	19.42	19.93	19.43	0-2	0
		1	49	19.48	19.78	19.54	0-2	0
		25	0	19.32	19.77	19.36	0-3	0
		25	12	19.34	19.78	19.37	0-3	0
		25	24	19.29	19.70	19.29	0-3	0
		50	0	19.36	19.74	19.34	0-3	0

LTE Band 25_ 15 MHz Bandwidth

Bandwidth	Modulation	RB Size	RB Offset	Reduced Power [dBm]			MPR Allowed Per 3GPP [dB]	MPR [dB]
				26115 Ch. 1857.5 MHz	26365 Ch. 1882.5 MHz	26615 Ch. 1907.5 MHz		
15 MHz	QPSK	1	0	19.27	19.64	19.28	0	0
		1	36	19.32	19.77	19.27	0	0
		1	74	19.37	19.58	19.32	0	0
		36	0	19.26	19.70	19.30	0-1	0
		36	18	19.28	19.72	19.24	0-1	0
		36	39	19.38	19.64	19.23	0-1	0
		75	0	19.34	19.74	19.30	0-1	0
	16QAM	1	0	19.47	19.87	19.48	0-1	0
		1	36	19.55	20.08	19.59	0-1	0
		1	74	19.59	19.85	19.47	0-1	0
		36	0	19.27	19.75	19.32	0-2	0
		36	18	19.29	19.74	19.25	0-2	0
		36	39	19.40	19.65	19.26	0-2	0
		75	0	19.31	19.70	19.32	0-2	0
	64QAM	1	0	19.52	19.76	19.42	0-2	0
		1	36	19.45	19.99	19.52	0-2	0
		1	74	19.50	19.71	19.53	0-2	0
		36	0	19.36	19.74	19.36	0-3	0
		36	18	19.33	19.72	19.34	0-3	0
		36	39	19.42	19.68	19.30	0-3	0
		75	0	19.29	19.76	19.30	0-3	0

LTE Band 25_ 20 MHz Bandwidth

Bandwidth	Modulation	RB Size	RB Offset	Reduced Power [dBm]			MPR Allowed Per 3GPP [dB]	MPR [dB]
				26140 Ch. 1860 MHz	26365 Ch. 1882.5 MHz	26590 Ch. 1905 MHz		
20 MHz	QPSK	1	0	19.22	19.51	19.40	0	0
		1	49	19.34	19.78	19.30	0	0
		1	99	19.37	19.53	19.33	0	0
		50	0	19.33	19.71	19.37	0-1	0
		50	25	19.37	19.70	19.37	0-1	0
		50	49	19.47	19.67	19.25	0-1	0
		100	0	19.42	19.66	19.29	0-1	0
	16QAM	1	0	19.37	19.78	19.61	0-1	0
		1	49	19.56	20.09	19.46	0-1	0
		1	99	19.66	19.84	19.58	0-1	0
		50	0	19.34	19.76	19.37	0-2	0
		50	25	19.34	19.76	19.33	0-2	0
		50	49	19.48	19.66	19.24	0-2	0
		100	0	19.41	19.63	19.27	0-2	0
	64QAM	1	0	19.34	19.60	19.56	0-2	0
		1	49	19.53	19.97	19.44	0-2	0
		1	99	19.56	19.71	19.47	0-2	0
		50	0	19.36	19.75	19.37	0-3	0
		50	25	19.36	19.79	19.33	0-3	0
		50	49	19.43	19.68	19.24	0-3	0
		100	0	19.38	19.64	19.25	0-3	0

[LTE Band 26 Conducted Power_ Grip Sensor on]

LTE Band 26 1.4 MHz Bandwidth

Bandwidth	Modulation	RB Size	RB Offset	Reduced Power [dBm]			MPR Allowed Per 3GPP [dB]	MPR [dB]
				26697 Ch. 814.7 MHz	26865 Ch. 831.5 MHz	27033 Ch. 848.3 MHz		
1.4 MHz	QPSK	1	0	19.98	20.00	19.74	0	0
		1	3	19.99	20.01	19.71	0	0
		1	5	19.98	20.01	19.72	0	0
		3	0	19.98	20.02	19.75	0	0
		3	1	19.96	20.04	19.74	0	0
		3	3	19.99	19.97	19.74	0	0
	16QAM	6	0	20.00	20.04	19.76	0-1	0
		1	0	20.33	20.26	19.94	0-1	0
		1	3	20.33	20.34	20.07	0-1	0
		1	5	20.34	20.35	20.15	0-1	0
		3	0	20.01	20.09	19.81	0-1	0
		3	1	19.99	20.05	19.77	0-1	0
	64QAM	3	3	19.94	19.98	19.69	0-1	0
		6	0	20.10	20.11	19.83	0-2	0
		1	0	20.17	20.24	19.91	0-2	0
		1	3	20.12	20.17	19.93	0-2	0
		1	5	20.18	20.12	19.88	0-2	0
		3	0	20.08	20.13	19.82	0-2	0
		3	1	20.10	20.11	19.85	0-2	0
		3	3	20.06	20.09	19.83	0-2	0
		6	0	19.95	20.01	19.75	0-3	0

LTE Band 26 3 MHz Bandwidth

Bandwidth	Modulation	RB Size	RB Offset	Reduced Power [dBm]			MPR Allowed Per 3GPP [dB]	MPR [dB]
				26705 Ch. 815.5 MHz	26865 Ch. 831.5 MHz	27025 Ch. 847.5 MHz		
3 MHz	QPSK	1	0	19.95	20.01	19.70	0	0
		1	7	20.00	20.03	19.76	0	0
		1	14	19.93	19.98	19.70	0	0
		8	0	19.97	20.00	19.75	0-1	0
		8	3	19.98	19.99	19.73	0-1	0
		8	7	19.91	20.01	19.73	0-1	0
		15	0	19.95	20.01	19.74	0-1	0
	16QAM	1	0	20.28	20.36	20.09	0-1	0
		1	7	20.34	20.40	20.09	0-1	0
		1	14	20.33	20.30	20.02	0-1	0
		8	0	20.09	20.11	19.79	0-2	0
		8	3	20.07	20.13	19.83	0-2	0
		8	7	20.05	20.11	19.88	0-2	0
		15	0	20.03	20.05	19.78	0-2	0
	64QAM	1	0	20.13	20.14	19.99	0-2	0
		1	7	20.19	20.22	19.94	0-2	0
		1	14	20.17	20.13	19.93	0-2	0
		8	0	20.04	20.10	19.79	0-3	0
		8	3	20.04	20.08	19.79	0-3	0
		8	7	20.02	20.08	19.76	0-3	0
		15	0	20.03	20.06	19.73	0-3	0

LTE Band 26_ 5 MHz Bandwidth

Bandwidth	Modulation	RB Size	RB Offset	Reduced Power [dBm]			MPR Allowed Per 3GPP [dB]	MPR [dB]
				26715 Ch. 816.5 MHz	26865 Ch. 831.5 MHz	27015 Ch. 846.5 MHz		
5 MHz	QPSK	1	0	19.97	20.05	19.77	0	0
		1	12	20.07	20.06	19.75	0	0
		1	24	20.02	20.02	19.79	0	0
		12	0	20.08	20.10	19.81	0-1	0
		12	6	20.01	20.06	19.71	0-1	0
		12	11	20.03	20.00	19.72	0-1	0
		25	0	20.02	20.04	19.77	0-1	0
	16QAM	1	0	20.28	20.29	20.05	0-1	0
		1	12	20.31	20.36	20.03	0-1	0
		1	24	20.31	20.26	20.01	0-1	0
		12	0	20.06	20.11	19.83	0-2	0
		12	6	20.04	20.08	19.75	0-2	0
		12	11	20.02	20.01	19.72	0-2	0
		25	0	20.08	20.11	19.79	0-2	0
	64QAM	1	0	20.09	20.14	19.95	0-2	0
		1	12	20.21	20.27	19.99	0-2	0
		1	24	20.10	20.18	19.95	0-2	0
		12	0	20.12	20.13	19.85	0-3	0
		12	6	20.05	20.08	19.78	0-3	0
		12	11	20.03	20.08	19.77	0-3	0
		25	0	20.04	20.11	19.79	0-3	0

LTE Band 26_ 10 MHz Bandwidth

Bandwidth	Modulation	RB Size	RB Offset	Reduced Power [dBm]			MPR Allowed Per 3GPP [dB]	MPR [dB]
				26740 Ch. 819 MHz	26865 Ch. 831.5 MHz	26990 Ch. 844 MHz		
10 MHz	QPSK	1	0	20.03	20.06	19.86	0	0
		1	24	20.07	20.08	19.84	0	0
		1	49	20.05	19.92	19.73	0	0
		25	0	20.07	20.13	19.76	0-1	0
		25	12	20.06	20.03	19.80	0-1	0
		25	24	20.13	19.98	19.70	0-1	0
		50	0	20.12	20.02	19.75	0-1	0
	16QAM	1	0	20.30	20.28	20.09	0-1	0
		1	24	20.29	20.43	20.12	0-1	0
		1	49	20.26	20.25	19.95	0-1	0
		25	0	20.09	20.16	19.80	0-2	0
		25	12	20.08	20.09	19.79	0-2	0
		25	24	20.19	20.01	19.76	0-2	0
		50	0	20.15	20.07	19.78	0-2	0
	64QAM	1	0	20.19	20.18	20.07	0-2	0
		1	24	20.25	20.19	20.07	0-2	0
		1	49	20.22	20.03	19.95	0-2	0
		25	0	20.12	20.14	19.82	0-3	0
		25	12	20.07	20.07	19.84	0-3	0
		25	24	20.14	20.00	19.77	0-3	0
		50	0	20.14	20.06	19.77	0-3	0

LTE Band 26_ 15 MHz Bandwidth

Bandwidth	Modulation	RB Size	RB Offset	Reduced Power [dBm]			MPR Allowed Per 3GPP [dB]	MPR [dB]
					26865Ch. 831.5 MHz			
15 MHz	QPSK	1	0		20.01		0	0
		1	36		20.03		0	0
		1	74		19.78		0	0
		36	0		20.04		0-1	0
		36	18		20.00		0-1	0
		36	39		19.86		0-1	0
		75	0		20.04		0-1	0
	16QAM	1	0		20.32		0-1	0
		1	36		20.21		0-1	0
		1	74		20.09		0-1	0
		36	0		20.09		0-2	0
		36	18		20.02		0-2	0
		36	39		19.94		0-2	0
		75	0		20.03		0-2	0
	64QAM	1	0		20.14		0-2	0
		1	36		20.23		0-2	0
		1	74		20.04		0-2	0
		36	0		20.13		0-3	0
		36	18		20.02		0-3	0
		36	39		19.98		0-3	0
		75	0		20.02		0-3	0

[LTE Band 30 Conducted Power _ Grip Sensor on]

LTE Band 30 _ 5 MHz Bandwidth

Bandwidth	Modulation	RB Size	RB Offset	Reduced Power [dBm]			MPR Allowed Per 3GPP [dB]	MPR [dB]
				27685 Ch. 2307.5 MHz	27710 Ch. 2310 MHz	27735 Ch. 2312.5 MHz		
5 MHz	QPSK	1	0	15.82	15.81	15.79	0	0
		1	12	15.83	15.79	15.77	0	0
		1	24	15.76	15.76	15.71	0	0
		12	0	15.88	15.84	15.82	0-1	0
		12	6	15.82	15.81	15.75	0-1	0
		12	11	15.80	15.80	15.72	0-1	0
		25	0	15.83	15.81	15.78	0-1	0
	16QAM	1	0	16.04	16.01	16.11	0-1	0
		1	12	15.98	16.00	16.07	0-1	0
		1	24	15.98	15.94	15.98	0-1	0
		12	0	15.88	15.86	15.85	0-2	0
		12	6	15.81	15.81	15.73	0-2	0
		12	11	15.76	15.77	15.75	0-2	0
		25	0	15.86	15.85	15.78	0-2	0
	64QAM	1	0	15.93	15.90	15.89	0-2	0
		1	12	15.98	15.85	15.95	0-2	0
		1	24	15.87	15.91	15.86	0-2	0
		12	0	15.91	15.91	15.88	0-3	0
		12	6	15.85	15.83	15.80	0-3	0
		12	11	15.82	15.79	15.78	0-3	0
		25	0	15.84	15.83	15.78	0-3	0

LTE Band 30 _ 10 MHz Bandwidth

Bandwidth	Modulation	RB Size	RB Offset	Reduced Power [dBm]	MPR Allowed Per 3GPP [dB]	MPR [dB]
				27710 Ch. 2310 MHz		
10 MHz	QPSK	1	0	15.85	0	0
		1	24	15.85	0	0
		1	49	15.70	0	0
		25	0	15.92	0-1	0
		25	12	15.83	0-1	0
		25	24	15.74	0-1	0
		50	0	15.88	0-1	0
	16QAM	1	0	16.11	0-1	0
		1	24	16.13	0-1	0
		1	49	16.01	0-1	0
		25	0	15.92	0-2	0
		25	12	15.88	0-2	0
		25	24	15.81	0-2	0
		50	0	15.84	0-2	0
	64QAM	1	0	16.01	0-2	0
		1	24	16.00	0-2	0
		1	49	15.86	0-2	0
		25	0	15.94	0-3	0
		25	12	15.85	0-3	0
		25	24	15.81	0-3	0
		50	0	15.84	0-3	0

[LTE TDD Band 41 Conducted Power _ Grip Sensor on]- Power Class 3

LTE Band 41 _ 5 MHz Bandwidth

Band width	Modulation	RB Size	RB Offset	Reduced Power [dBm]					MPR Allowed Per GPP [dB]	MPR [dB]
				39750 Ch. 2506.0 MHz	40185 Ch. 2549.5 MHz	40620 Ch. 2593.0 MHz	41055 Ch. 2636.5 MHz	41490 Ch. 2680.0 MHz		
5 MHz	QPSK	1	0	19.18	20.20	20.13	20.10	19.84	0	0
		1	12	19.33	20.19	20.14	20.08	19.85	0	0
		1	24	19.28	20.18	20.06	20.06	19.82	0	0
		12	0	19.19	20.18	20.11	20.09	19.88	0-1	0
		12	6	19.14	20.18	20.09	20.06	19.84	0-1	0
		12	11	19.20	20.18	20.08	20.08	19.84	0-1	0
		25	0	19.15	20.21	20.10	20.09	19.86	0-1	0
	16QAM	1	0	19.27	20.29	20.22	20.18	19.91	0-1	0
		1	12	19.31	20.29	20.22	20.17	19.93	0-1	0
		1	24	19.33	20.28	20.12	20.15	19.93	0-1	0
		12	0	19.14	20.15	20.10	20.04	19.82	0-2	0
		12	6	19.15	20.13	20.04	20.03	19.80	0-2	0
		12	11	19.17	20.10	20.00	20.03	19.76	0-2	0
		25	0	19.23	20.20	20.11	20.10	19.89	0-2	0
	64QAM	1	0	18.83	19.88	19.85	19.79	19.55	0-2	0
		1	12	18.89	19.87	19.84	19.77	19.54	0-2	0
		1	24	18.93	19.86	19.75	19.73	19.51	0-2	0
		12	0	19.20	20.22	20.19	20.12	19.93	0-3	0
		12	6	19.23	20.19	20.14	20.09	19.88	0-3	0
		12	11	19.23	20.16	20.08	20.07	19.84	0-3	0
		25	0	19.27	20.25	20.17	20.15	19.92	0-3	0

LTE Band 41 _ 10 MHz Bandwidth

Band width	Modulation	RB Size	RB Offset	Reduced Power [dBm]					MPR Allowed Per 3GPP [dB]	MPR [dB]
				39750 Ch. 2506.0 MHz	40185 Ch. 2549.5 MHz	40620 Ch. 2593.0 MHz	41055 Ch. 2636.5 MHz	41490 Ch. 2680.0 MHz		
10 MHz	QPSK	1	0	19.09	20.16	20.09	20.10	19.85	0	0
		1	24	19.20	20.19	20.14	20.06	19.84	0	0
		1	49	19.25	20.15	20.05	20.02	19.82	0	0
		25	0	19.15	20.13	20.10	20.11	19.88	0-1	0
		25	12	19.23	20.20	20.12	20.08	19.85	0-1	0
		25	24	19.25	20.22	20.08	20.08	19.83	0-1	0
		50	0	19.23	20.23	20.11	20.12	19.89	0-1	0
		50	0	19.23	20.23	20.11	20.12	19.89	0-1	0
	16QAM	1	0	19.20	20.26	20.20	20.16	19.91	0-1	0
		1	24	19.32	20.31	20.26	20.19	19.94	0-1	0
		1	49	19.36	20.26	20.12	20.09	19.91	0-1	0
		25	0	19.16	20.19	20.14	20.11	19.92	0-2	0
		25	12	19.22	20.21	20.15	20.11	19.87	0-2	0
		25	24	19.25	20.22	20.09	20.07	19.83	0-2	0
		50	0	19.22	20.24	20.16	20.11	19.91	0-2	0
		50	0	19.22	20.24	20.16	20.11	19.91	0-2	0
	64QAM	1	0	18.78	19.83	19.79	19.77	19.53	0-2	0
		1	24	18.88	19.87	19.85	19.77	19.55	0-2	0
		1	49	18.92	19.83	19.74	19.71	19.53	0-2	0
		25	0	19.20	20.22	20.19	20.17	19.95	0-3	0
		25	12	19.26	20.25	20.20	20.14	19.91	0-3	0
		25	24	19.30	20.27	20.14	20.14	19.88	0-3	0
		50	0	19.21	20.20	20.12	20.11	19.89	0-3	0
		50	0	19.21	20.20	20.12	20.11	19.89	0-3	0

LTE Band 41 _ 15 MHz Bandwidth

Band width	Modulation	RB Size	RB Offset	Reduced Power [dBm]					MPR Allowed Per 3GPP [dB]	MPR [dB]
				39750 Ch. 2506.0 MHz	40185 Ch. 2549.5 MHz	40620 Ch. 2593.0 MHz	41055 Ch. 2636.5 MHz	41490 Ch. 2680.0 MHz		
15 MHz	QPSK	1	0	19.07	20.10	20.10	20.05	19.78	0	0
		1	36	19.16	20.19	20.12	20.06	19.83	0	0
		1	74	19.24	20.17	19.98	19.97	19.78	0	0
		36	0	19.14	20.17	20.12	20.06	19.88	0-1	0
		36	18	19.19	20.21	20.12	20.10	19.87	0-1	0
		36	39	19.26	20.23	20.07	20.08	19.80	0-1	0
		75	0	19.25	20.20	20.12	20.08	19.85	0-1	0
	16QAM	1	0	19.19	20.22	20.20	20.15	19.90	0-1	0
		1	36	19.29	20.28	20.24	20.17	19.92	0-1	0
		1	74	19.40	20.25	20.07	20.09	19.90	0-1	0
		36	0	19.09	20.12	20.08	20.04	19.85	0-2	0
		36	18	19.15	20.15	20.10	20.06	19.81	0-2	0
		36	39	19.22	20.20	20.07	20.05	19.78	0-2	0
		75	0	19.22	20.20	20.12	20.10	19.88	0-2	0
	64QAM	1	0	18.86	19.77	19.79	19.77	19.53	0-2	0
		1	36	18.88	19.86	19.85	19.76	19.53	0-2	0
		1	74	18.95	19.85	19.69	19.68	19.52	0-2	0
		36	0	19.12	20.15	20.13	20.07	19.91	0-3	0
36		18	19.16	20.18	20.12	20.07	19.87	0-3	0	
36		39	19.23	20.21	20.07	20.08	19.79	0-3	0	
75		0	19.24	20.20	20.12	20.12	19.90	0-3	0	

LTE Band 41 _ 20 MHz Bandwidth

Band width	Modulation	RB Size	RB Offset	Reduced Power [dBm]					MPR Allowed Per 3GPP [dB]	MPR [dB]
				39750 Ch. 2506.0 MHz	40185 Ch. 2549.5 MHz	40620 Ch. 2593.0 MHz	41055 Ch. 2636.5 MHz	41490 Ch. 2680.0 MHz		
20 MHz	QPSK	1	0	18.96	20.07	20.10	20.03	19.77	0	0
		1	49	19.16	20.17	20.14	20.08	19.84	0	0
		1	99	19.22	20.21	19.92	19.92	19.76	0	0
		50	0	19.08	20.16	20.19	20.13	19.95	0-1	0
		50	25	19.21	20.15	20.16	20.13	19.90	0-1	0
		50	49	19.27	20.20	20.06	20.07	19.81	0-1	0
		100	0	19.23	20.21	20.12	20.11	19.86	0-1	0
	16QAM	1	0	19.10	20.15	20.16	20.08	19.87	0-1	0
		1	49	19.33	20.30	20.25	20.17	19.93	0-1	0
		1	99	19.41	20.16	20.00	19.99	19.86	0-1	0
		50	0	19.13	20.18	20.19	20.16	19.97	0-2	0
		50	25	19.24	20.26	20.16	20.12	19.92	0-2	0
		50	49	19.35	20.27	20.08	20.08	19.82	0-2	0
		100	0	19.26	20.20	20.14	20.11	19.91	0-2	0
	64QAM	1	0	18.88	19.73	19.78	19.69	19.49	0-2	0
		1	49	18.89	19.85	19.85	19.76	19.55	0-2	0
		1	99	18.99	19.76	19.60	19.61	19.46	0-2	0
		50	0	19.12	20.14	20.20	20.12	19.94	0-3	0
50		25	19.19	20.20	20.15	20.12	19.91	0-3	0	
50		49	19.32	20.23	20.05	20.08	19.80	0-3	0	
100		0	19.22	20.19	20.12	20.08	19.88	0-3	0	

Note; LTE Band 41 has 5 required test channels per FCC KDB 447498 D01v06.

[LTE TDD Band 41 Conducted Power _ Grip Sensor on] - Power Class 2

LTE Band 41 _ 5 MHz Bandwidth - Power Class 2

Band width	Modulation	RB Size	RB Offset	Reduced Power [dBm]					MPR Allowed Per GPP [dB]	MPR [dB]
				39750 Ch. 2506.0 MHz	40185 Ch. 2549.5 MHz	40620 Ch. 2593.0 MHz	41055 Ch. 2636.5 MHz	41490 Ch. 2680.0 MHz		
5 MHz	QPSK	1	0	22.24	23.28	23.23	23.14	22.89	0	0
		1	12	22.31	23.27	23.19	23.13	22.89	0	0
		1	24	22.34	23.28	23.14	23.11	22.86	0	0
		12	0	22.19	23.21	23.15	23.05	22.85	0-1	0
		12	6	22.20	23.16	23.11	23.04	22.82	0-1	0
		12	11	22.23	23.17	23.06	23.01	22.78	0-1	0
	16QAM	25	0	22.21	23.18	23.10	23.07	22.84	0-1	0
		1	0	22.39	23.42	23.31	23.28	23.04	0-1	0
		1	12	22.44	23.40	23.35	23.27	23.02	0-1	0
		1	24	22.49	23.40	23.28	23.26	23.01	0-1	0
		12	0	22.19	23.22	23.17	23.09	22.89	0-2	0
		12	6	22.22	23.19	23.13	23.04	22.83	0-2	0
	64QAM	12	11	22.23	23.17	23.09	23.07	22.80	0-2	0
		25	0	22.25	23.24	23.18	23.11	22.89	0-2	0
		1	0	22.15	23.18	23.13	23.04	22.80	0-2	0
		1	12	22.19	23.16	23.11	23.03	22.79	0-2	0
		1	24	22.21	23.17	23.03	23.00	22.75	0-2	0
		12	0	22.26	23.25	23.22	23.13	22.92	0-3	0
		12	6	22.24	23.22	23.18	23.11	22.88	0-3	0
		12	11	22.26	23.21	23.11	23.10	22.85	0-3	0
		25	0	22.28	23.25	23.15	23.14	22.89	0-3	0

LTE Band 41 _ 10 MHz Bandwidth - Power Class 2

Band width	Modulation	RB Size	RB Offset	Reduced Power [dBm]					MPR Allowed Per 3GPP [dB]	MPR [dB]
				39750 Ch. 2506.0 MHz	40185 Ch. 2549.5 MHz	40620 Ch. 2593.0 MHz	41055 Ch. 2636.5 MHz	41490 Ch. 2680.0 MHz		
10 MHz	QPSK	1	0	22.14	23.22	23.16	23.11	22.87	0	0
		1	24	22.26	23.25	23.19	23.11	22.89	0	0
		1	49	22.30	23.22	23.09	23.06	22.88	0	0
		25	0	22.15	23.18	23.11	23.08	22.87	0-1	0
		25	12	22.20	23.20	23.13	23.06	22.83	0-1	0
		25	24	22.23	23.20	23.09	23.05	22.80	0-1	0
	16QAM	50	0	22.20	23.19	23.11	23.08	22.86	0-1	0
		1	0	22.34	23.38	23.29	23.27	23.03	0-1	0
		1	24	22.47	23.45	23.38	23.32	23.06	0-1	0
		1	49	22.49	23.39	23.26	23.26	23.01	0-1	0
		25	0	22.19	23.20	23.18	23.10	22.92	0-2	0
		25	12	22.24	23.22	23.16	23.11	22.85	0-2	0
		25	24	22.26	23.23	23.11	23.07	22.84	0-2	0
	64QAM	50	0	22.24	23.23	23.15	23.13	22.91	0-2	0
		1	0	22.07	23.14	23.04	23.02	22.79	0-2	0
		1	24	22.19	23.16	23.11	23.05	22.81	0-2	0
		1	49	22.22	23.14	23.00	22.99	22.74	0-2	0
		25	0	22.24	23.25	23.22	23.16	22.96	0-3	0
		25	12	22.29	23.26	23.22	23.12	22.89	0-3	0
		25	24	22.31	23.30	23.16	23.12	22.87	0-3	0
		50	0	22.20	23.21	23.13	23.07	22.87	0-3	0

LTE Band 41 _ 15 MHz Bandwidth- Power Class 2

Band width	Modulation	RB Size	RB Offset	Reduced Power [dBm]					MPR Allowed Per 3GPP [dB]	MPR [dB]
				39750 Ch. 2506.0 MHz	40185 Ch. 2549.5 MHz	40620 Ch. 2593.0 MHz	41055 Ch. 2636.5 MHz	41490 Ch. 2680.0 MHz		
15 MHz	QPSK	1	0	22.12	23.16	23.10	23.09	22.80	0	0
		1	36	22.25	23.24	23.17	23.11	22.86	0	0
		1	74	22.35	23.19	23.01	23.01	22.80	0	0
		36	0	22.12	23.14	23.10	23.04	22.84	0-1	0
		36	18	22.18	23.16	23.10	23.04	22.81	0-1	0
		36	39	22.22	23.19	23.07	23.02	22.77	0-1	0
		75	0	22.24	23.18	23.09	23.05	22.82	0-1	0
	16QAM	1	0	22.29	23.34	23.29	23.28	23.02	0-1	0
		1	36	22.43	23.39	23.36	23.26	23.04	0-1	0
		1	74	22.52	23.36	23.18	23.19	22.97	0-1	0
		36	0	22.10	23.12	23.10	23.04	22.82	0-2	0
		36	18	22.16	23.15	23.13	23.02	22.80	0-2	0
		36	39	22.23	23.17	23.06	23.02	22.78	0-2	0
		75	0	22.23	23.20	23.12	23.08	22.88	0-2	0
	64QAM	1	0	22.07	23.10	23.06	23.02	22.78	0-2	0
		1	36	22.17	23.15	23.10	23.01	22.79	0-2	0
		1	74	22.25	23.11	22.94	22.93	22.75	0-2	0
		36	0	22.13	23.14	23.11	23.04	22.84	0-3	0
36		18	22.17	23.17	23.10	23.03	22.84	0-3	0	
36		39	22.25	23.23	23.04	23.07	22.78	0-3	0	
75		0	22.24	23.20	23.13	23.09	22.86	0-3	0	

LTE Band 41 _ 20 MHz Bandwidth - Power Class 2

Band width	Modulation	RB Size	RB Offset	Reduced Power [dBm]					MPR Allowed Per 3GPP [dB]	MPR [dB]
				39750 Ch. 2506.0 MHz	40185 Ch. 2549.5 MHz	40620 Ch. 2593.0 MHz	41055 Ch. 2636.5 MHz	41490 Ch. 2680.0 MHz		
20 MHz	QPSK	1	0	22.07	23.08	23.12	23.05	22.84	0	0
		1	49	22.25	23.15	23.17	23.09	22.88	0	0
		1	99	22.33	23.22	22.92	22.94	22.77	0	0
		50	0	22.08	23.13	23.14	23.09	22.91	0-1	0
		50	25	22.18	23.20	23.14	23.10	22.86	0-1	0
		50	49	22.31	23.21	23.00	23.04	22.79	0-1	0
		100	0	22.22	23.17	23.08	23.04	22.84	0-1	0
	16QAM	1	0	22.22	23.26	23.24	23.18	22.98	0-1	0
		1	49	22.45	23.41	23.35	23.30	23.05	0-1	0
		1	99	22.53	23.27	23.12	23.11	22.93	0-1	0
		50	0	22.12	23.16	23.21	23.14	22.97	0-2	0
		50	25	22.21	23.23	23.17	23.10	22.90	0-2	0
		50	49	22.34	23.23	23.08	23.06	22.80	0-2	0
		100	0	22.23	23.19	23.12	23.07	22.88	0-2	0
	64QAM	1	0	21.98	22.99	23.00	22.94	22.74	0-2	0
		1	49	22.18	23.14	23.10	23.02	22.78	0-2	0
		1	99	22.26	23.05	22.86	22.85	22.68	0-2	0
		50	0	22.09	23.13	23.18	23.12	22.94	0-3	0
		50	25	22.22	23.21	23.13	23.08	22.87	0-3	0
		50	49	22.31	23.23	23.06	23.03	22.78	0-3	0
		100	0	22.23	23.17	23.13	23.06	22.85	0-3	0

Note; LTE Band 41 has 5 required test channels per FCC KDB 447498 D01v06.

[LTE Band 66 Conducted Power _ Grip Sensor on]

LTE Band 66 _ 1.4 MHz Bandwidth

Bandwidth	Modulation	RB Size	RB Offset	Reduced Power [dBm]			MPR Allowed Per 3GPP [dB]	MPR [dB]
				131979Ch. 1710.7 MHz	132322 Ch. 1745 MHz	132665 Ch. 1779.3 MHz		
1.4 MHz	QPSK	1	0	16.78	16.93	17.23	0	0
		1	3	16.75	16.99	17.21	0	0
		1	5	16.71	17.01	17.18	0	0
		3	0	16.76	16.98	17.27	0	0
		3	1	16.79	16.98	17.28	0	0
		3	3	16.74	17.03	17.24	0	0
		6	0	16.75	17.03	17.28	0-1	0
	16QAM	1	0	17.05	17.25	17.49	0-1	0
		1	3	17.07	17.33	17.55	0-1	0
		1	5	16.99	17.24	17.49	0-1	0
		3	0	16.78	16.99	17.26	0-1	0
		3	1	16.75	16.95	17.29	0-1	0
		3	3	16.75	17.02	17.22	0-1	0
		6	0	16.83	17.08	17.38	0-2	0
	64QAM	1	0	16.94	17.13	17.43	0-2	0
		1	3	16.87	17.17	17.31	0-2	0
		1	5	16.83	17.13	17.37	0-2	0
		3	0	16.87	17.04	17.35	0-2	0
		3	1	16.86	17.09	17.36	0-2	0
		3	3	16.83	17.13	17.37	0-2	0
		6	0	16.75	16.99	17.24	0-3	0

LTE Band 66 _ 3 MHz Bandwidth

Bandwidth	Modulation	RB Size	RB Offset	Reduced Power [dBm]			MPR Allowed Per 3GPP [dB]	MPR [dB]
				131987 Ch. 1711.5 MHz	132322 Ch. 1745 MHz	132657 Ch. 1778.5 MHz		
3 MHz	QPSK	1	0	16.71	16.90	17.27	0	0
		1	7	16.74	17.02	17.25	0	0
		1	14	16.65	17.04	17.18	0	0
		8	0	16.71	16.95	17.27	0-1	0
		8	3	16.70	17.01	17.26	0-1	0
		8	7	16.69	17.03	17.22	0-1	0
		15	0	16.68	16.98	17.26	0-1	0
	16QAM	1	0	17.00	17.14	17.58	0-1	0
		1	7	16.91	17.23	17.53	0-1	0
		1	14	16.80	17.27	17.35	0-1	0
		8	0	16.78	17.02	17.36	0-2	0
		8	3	16.80	17.05	17.35	0-2	0
		8	7	16.71	17.13	17.35	0-2	0
		15	0	16.76	17.05	17.31	0-2	0
	64QAM	1	0	16.92	17.04	17.46	0-2	0
		1	7	16.90	17.21	17.39	0-2	0
		1	14	16.85	17.22	17.32	0-2	0
		8	0	16.77	17.03	17.34	0-3	0
		8	3	16.77	17.01	17.32	0-3	0
		8	7	16.72	17.11	17.32	0-3	0
		15	0	16.73	17.01	17.29	0-3	0

LTE Band 66 _ 5 MHz Bandwidth

Bandwidth	Modulation	RB Size	RB Offset	Reduced Power [dBm]			MPR Allowed Per 3GPP [dB]	MPR [dB]
				131997 Ch. 1712.5 MHz	132322Ch. 1745 MHz	132647 Ch. 1777.5 MHz		
5 MHz	QPSK	1	0	16.79	16.91	17.40	0	0
		1	12	16.73	17.02	17.30	0	0
		1	24	16.67	17.11	17.24	0	0
		12	0	16.71	16.94	17.32	0-1	0
		12	6	16.69	16.99	17.33	0-1	0
		12	11	16.67	17.08	17.30	0-1	0
	16QAM	25	0	16.72	17.01	17.33	0-1	0
		1	0	17.04	17.19	17.71	0-1	0
		1	12	16.90	17.31	17.62	0-1	0
		1	24	16.94	17.28	17.55	0-1	0
		12	0	16.70	16.92	17.35	0-2	0
		12	6	16.68	16.99	17.30	0-2	0
	64QAM	12	11	16.71	17.07	17.27	0-2	0
		25	0	16.73	17.03	17.38	0-2	0
		1	0	16.97	16.98	17.57	0-2	0
		1	12	16.92	17.15	17.42	0-2	0
		1	24	16.81	17.22	17.44	0-2	0
		12	0	16.73	16.98	17.35	0-3	0
		12	6	16.74	17.01	17.37	0-3	0
		12	11	16.71	17.10	17.31	0-3	0
		25	0	16.72	17.03	17.37	0-3	0

LTE Band 66 _ 10 MHz Bandwidth

Bandwidth	Modulation	RB Size	RB Offset	Reduced Power [dBm]			MPR Allowed Per 3GPP [dB]	MPR [dB]
				132022 Ch. 1715 MHz	132322 Ch. 1745 MHz	132622 Ch. 1775 MHz		
10 MHz	QPSK	1	0	16.75	16.78	17.41	0	0
		1	24	16.68	17.05	17.41	0	0
		1	49	16.59	17.20	17.23	0	0
		25	0	16.71	16.89	17.40	0-1	0
		25	12	16.70	17.01	17.39	0-1	0
		25	24	16.64	17.16	17.33	0-1	0
		50	0	16.70	17.07	17.42	0-1	0
	16QAM	1	0	17.05	17.06	17.77	0-1	0
		1	24	16.97	17.31	17.62	0-1	0
		1	49	16.88	17.38	17.46	0-1	0
		25	0	16.73	16.89	17.42	0-2	0
		25	12	16.69	17.06	17.40	0-2	0
		25	24	16.65	17.21	17.41	0-2	0
		50	0	16.71	17.07	17.43	0-2	0
	64QAM	1	0	16.87	16.90	17.60	0-2	0
		1	24	16.79	17.18	17.56	0-2	0
		1	49	16.77	17.39	17.36	0-2	0
		25	0	16.72	16.90	17.39	0-3	0
		25	12	16.71	16.99	17.39	0-3	0
		25	24	16.67	17.20	17.39	0-3	0
		25	0	16.71	17.07	17.42	0-3	0
		50	0	16.71	17.07	17.42	0-3	0

LTE Band 66 _ 15 MHz Bandwidth

Bandwidth	Modulation	RB Size	RB Offset	Reduced Power [dBm]			MPR Allowed Per 3GPP [dB]	MPR [dB]
				132047 Ch. 1717.5 MHz	132322 Ch. 1745 MHz	132597 Ch. 1772.5 MHz		
15 MHz	QPSK	1	0	16.67	16.61	17.41	0	0
		1	36	16.63	17.07	17.40	0	0
		1	74	16.51	17.24	17.20	0	0
		36	0	16.64	16.75	17.43	0-1	0
		36	18	16.63	17.00	17.36	0-1	0
		36	39	16.57	17.23	17.35	0-1	0
		75	0	16.60	17.00	17.46	0-1	0
	16QAM	1	0	16.99	16.80	17.73	0-1	0
		1	36	16.82	17.31	17.64	0-1	0
		1	74	16.80	17.55	17.43	0-1	0
		36	0	16.69	16.78	17.43	0-2	0
		36	18	16.64	17.00	17.42	0-2	0
		36	39	16.57	17.23	17.40	0-2	0
		75	0	16.63	16.99	17.46	0-2	0
	64QAM	1	0	16.91	16.78	17.60	0-2	0
		1	36	16.85	17.20	17.53	0-2	0
		1	74	16.69	17.41	17.33	0-2	0
		36	0	16.69	16.84	17.50	0-3	0
		36	18	16.66	17.05	17.42	0-3	0
		36	39	16.60	17.24	17.40	0-3	0
		75	0	16.58	17.02	17.47	0-3	0

LTE Band 66 _ 20 MHz Bandwidth

Bandwidth	Modulation	RB Size	RB Offset	Reduced Power [dBm]			MPR Allowed Per 3GPP [dB]	MPR [dB]
				132072 Ch. 1720 MHz	132322 Ch. 1745 MHz	132572 Ch. 1770 MHz		
20 MHz	QPSK	1	0	16.65	16.52	17.37	0	0
		1	49	16.65	17.07	17.46	0	0
		1	99	16.50	17.33	17.16	0	0
		50	0	16.67	16.74	17.58	0-1	0
		50	25	16.69	17.07	17.48	0-1	0
		50	49	16.57	17.34	17.47	0-1	0
		100	0	16.63	17.05	17.52	0-1	0
	16QAM	1	0	16.80	16.71	17.69	0-1	0
		1	49	16.89	17.31	17.74	0-1	0
		1	99	16.80	17.58	17.45	0-1	0
		50	0	16.65	16.75	17.57	0-2	0
		50	25	16.63	17.01	17.48	0-2	0
		50	49	16.58	17.34	17.48	0-2	0
		100	0	16.60	17.01	17.46	0-2	0
	64QAM	1	0	16.74	16.64	17.51	0-2	0
		1	49	16.80	17.23	17.72	0-2	0
		1	99	16.61	17.49	17.31	0-2	0
		50	0	16.66	16.75	17.56	0-3	0
		50	25	16.70	17.05	17.48	0-3	0
		50	49	16.57	17.33	17.49	0-3	0
		100	0	16.58	17.00	17.52	0-3	0

LTE Band 48 _ 15 MHz Bandwidth

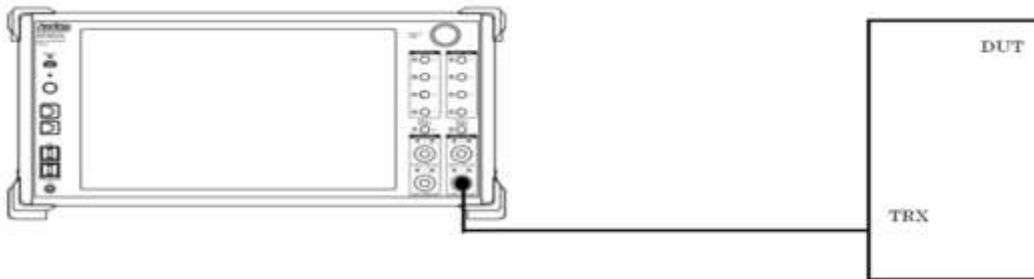
Bandwidth	Modulation	RB Size	RB Offset	Max. Average Power [dBm]				MPR Allowed Per 3GPP [dB]	MPR [dB]
				55315Ch. 3557.5 MHz	55765 Ch. 3602.5 MHz	56215 Ch. 3647.5 MHz	56665 Ch. 3692.5 MHz		
15 MHz	QPSK	1	0	21.18	19.85	19.87	21.48	0	0
		1	36	21.04	19.95	19.99	21.63	0	0
		1	74	20.70	19.95	20.02	21.55	0	0
		36	0	21.17	19.91	19.93	21.57	0-1	0
		36	18	21.09	19.94	19.98	21.61	0-1	0
		36	39	20.93	19.94	20.01	21.63	0-1	0
		75	0	21.07	19.95	20.02	21.64	0-1	0
	16QAM	1	0	21.28	19.95	19.97	21.62	0-1	0
		1	36	21.11	20.04	20.05	21.72	0-1	0
		1	74	20.79	20.06	20.14	21.67	0-1	0
		36	0	21.14	19.89	19.92	20.57	0-2	0
		36	18	21.06	19.93	19.95	20.59	0-2	0
		36	39	20.91	19.93	20.01	20.60	0-2	0
		75	0	21.08	19.97	20.04	20.64	0-2	0
	64QAM	1	0	20.91	19.59	19.61	20.22	0-2	0
		1	36	20.77	19.65	19.70	20.33	0-2	0
		1	74	20.42	19.70	19.76	20.26	0-2	0
		36	0	20.17	18.88	18.90	19.57	0-3	1
		36	18	20.10	18.92	18.95	19.60	0-3	1
		36	39	19.91	18.91	18.98	19.60	0-3	1
		75	0	20.09	18.93	18.99	19.63	0-3	1

LTE Band 48 _ 20 MHz Bandwidth

Bandwidth	Modulation	RB Size	RB Offset	Max. Average Power [dBm]				MPR Allowed Per 3GPP [dB]	MPR [dB]
				55340Ch. 3560.0 MHz	55773 Ch. 3603.3 MHz	56207 Ch. 3646.7 MHz	56640 Ch. 3690.0 MHz		
20 MHz	QPSK	1	0	21.56	19.89	19.94	21.52	0	0
		1	49	21.00	19.93	20.00	21.54	0	0
		1	99	20.50	19.92	19.87	21.54	0	0
		50	0	21.67	19.94	20.04	21.62	0-1	0
		50	25	21.03	19.98	20.06	21.66	0-1	0
		50	49	20.85	19.97	20.02	21.66	0-1	0
		100	0	21.00	19.98	20.02	21.64	0-1	0
	16QAM	1	0	21.29	19.94	20.01	21.64	0-1	0
		1	49	21.11	20.04	20.12	21.71	0-1	0
		1	99	20.57	19.99	19.95	21.63	0-1	0
		50	0	21.23	19.99	20.07	20.65	0-2	0
		50	25	21.07	20.02	20.07	20.66	0-2	0
		50	49	20.85	20.01	20.05	20.68	0-2	0
		100	0	21.01	20.01	20.06	20.64	0-2	0
	64QAM	1	0	20.91	19.59	19.62	20.19	0-2	0
		1	49	20.69	19.65	19.73	20.31	0-2	0
		1	99	20.20	19.62	19.58	20.21	0-2	0
		50	0	20.19	18.94	19.02	19.62	0-3	1
		50	25	20.03	18.95	19.02	19.62	0-3	1
		50	49	19.82	18.94	19.00	19.61	0-3	1
		100	0	19.97	18.96	18.97	19.61	0-3	1

11.4.5 LTE Up-link Carrier Aggregation Conducted Powers Setup

To measure the LTE UP CA power of this device, Anritsu's MT8821C was used to check the power as follows.



Power Measurement setup

.TDD CA_41C Intra-Band Contiguous Call Connection

Set to MT8821C with following parameters:

- Set up the call box for PCC Configuration for LTE Uplink CA
- Set up the call box for SCC Configuration for LTE Uplink CA
- Measure the maximum output power in Uplink LTE CA conditions.

The screenshot displays the MT8821C software interface. On the left, the 'Authentication Key K' is highlighted in red, showing the value: 00112233 44556677 8899AABB CCDD11FF. The 'UE Report' section on the right also has a red box around it, showing IMSI(DEC) 001010123456789, IMEI 355888090000740, and PDN Type IPv6v6. The 'Signaling Trace' at the bottom shows a sequence of messages including AUTHENTICATION REQUEST, SECURITY MODE COMMAND, and ATTACH COMPLETE.

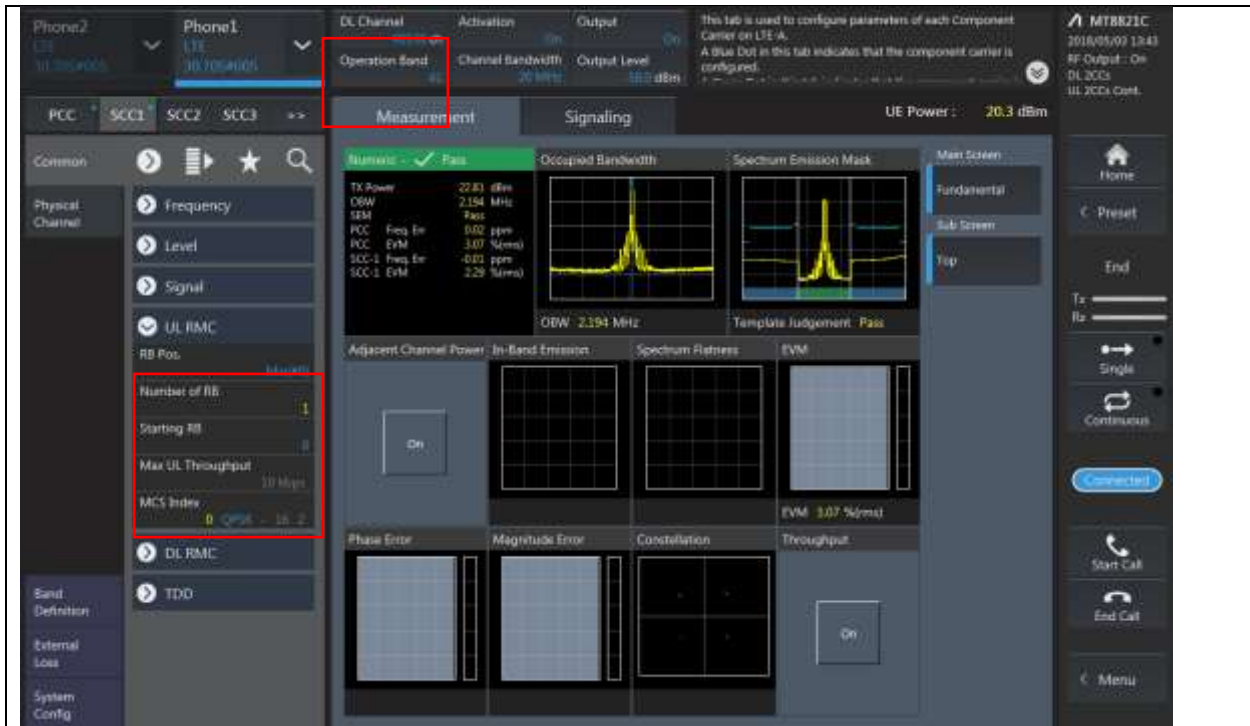
Call 1 :Select PCC Configuration for Authentication key to Register

The screenshot shows the HCT software interface for Call 2. The top bar displays 'Phone1 LTE' and '30.7054005'. The 'Measurement' section shows 'UE Power: -15.4 dBm'. The 'Test Parameter' section has 'External Loss' set to 'On' and 'Channel Coding' set to 'RMCDL/UL CA'. The 'Signaling Trace' section shows a sequence of messages including 'IDLE(Regist)'.

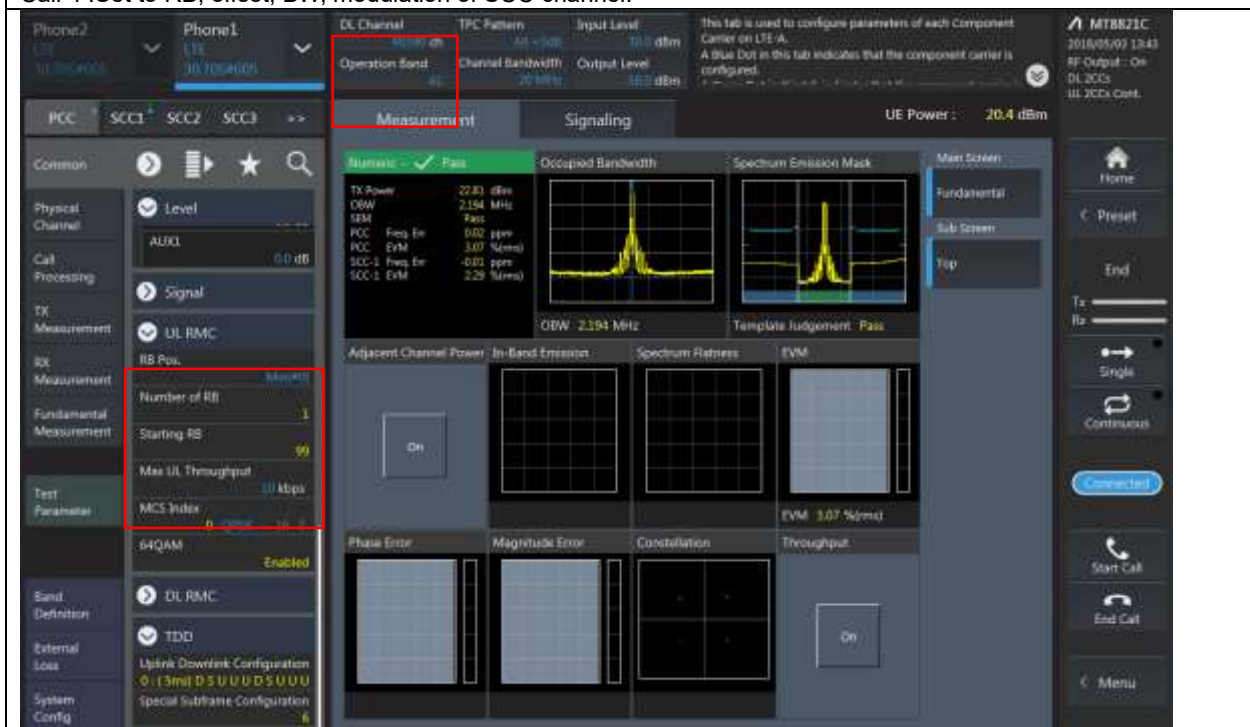
Call 2 :Select PCC Configuration for LTE UL CA and Cable loss

The screenshot shows the HCT software interface for Call 3. The top bar displays 'Phone1 LTE' and '30.7054005'. The 'Measurement' section shows 'UE Power: 16.6 dBm'. The 'Test Parameter' section has 'DL_RMC' set to 'TDD'. The 'Signaling Trace' section shows a sequence of messages including 'Connect'.

Call 3 :Select PCC Configuration for LTE TDD “ Uplink Downlink Configuration” set to “0”
And then Select “connect”button.



Call 4 :Set to RB, offset, BW, modulation of SCC channel.



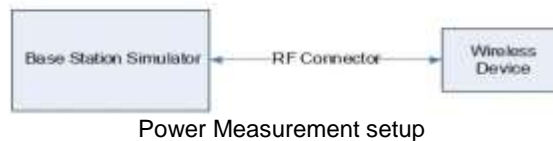
Call 5: Set to RB, offset, BW, modulation and Max Power conditions of PCC required test channel.

LTE Uplink Carrier Aggregation Conducted Powers

SAR test exclusion for LTE downlink Carrier Aggregation is determined by power measurements according to the number component carriers(CC)s supported by test product implementation. For those configurations required by April 2018 TCBC Workshop notes, conducted power measurements with LTE Carrier Aggregation(CA) (downlink only) active are made in accordance to KDB Publication 941225 D05Av01r02. The RRC connection is only handled by one cell, the primary component carrier (PCC) for downlink and uplink communications. After making a data connection to the PCC, the UE device adds secondary component carrier(s)(SCC) on the downlink only.

Uplink Carrier aggregation:

- 1 This device supports uplink carrier aggregation for LTE CA_41C with a maximum of 20 MHz component carriers. For intra-band contiguous carrier aggregation scenarios, 3GPP36.101 Table 6.2.2A-1 specifies that aggregate maximum allowed output power is equivalent to the single carrier scenario. 3GPP 36.101 6.2.3A allows for several dB of MPR to be applied when non-contiguous RB allocation is implemented. The conducted Powers and MPR setting in this device are permanently implemented per the above 3GPP requirements.
2. Per Fall 2017 TCBC Workshop Notes, the output power with uplink CA active was measured for the configuration with the highest reported SAR with single carrier for each exposure condition. The power was measured with wideband signal integration over both component carriers.



2CA 41C Uplink Carrier aggregation Conducted Powers- Maximum Power Mode

		Freq.	ch	BW	RB size	RB offset	LTE Single Carrier Tx	LTE Tx Power with UL CA Enabled
LTE 41C(PC3)	PCC	2549.5	40185	20MHz	1	0	23.22	23.10
	SCC	2529.7	39987	20MHz	1	99		
LTE 41C(PC2)	PCC	2549.5	40185	20MHz	1	0	26.25	26.00
	SCC	2529.7	39987	20MHz	1	99		

2CA 41C Uplink Carrier aggregation Conducted Powers- Reduced Power Mode

		Freq.	ch	BW	RB size	RB offset	LTE Single Carrier Tx	LTE Tx Power with UL CA Enabled
LTE 41C(PC3) Hotspot	PCC	2549.5	40185	20MHz	1	99	20.26	20.07
	SCC	2569.3	40383	20MHz	1	0		
LTE 41C(PC2) Hotspot	PCC	2549.5	40185	20MHz	1	99	23.22	23.00
	SCC	2569.3	40383	20MHz	1	0		
LTE 41C(PC3) Grip	PCC	2549.5	40185	20MHz	1	99	20.21	20.05
	SCC	2569.3	40383	20MHz	1	0		
LTE 41C(PC2) Grip	PCC	2549.5	40185	20MHz	1	99	23.22	23.03
	SCC	2569.3	40383	20MHz	1	0		

11.5 NR Maximum Output Power

11.5.1 NR Band Maximum Conducted Power

[NR Band n2 Conducted Power]

NR Band n2 _ 5 MHz Bandwidth

Bandwidth	SCS(kHz)	OFDM	Modulation	RB Size	RB Offset	Max. Average Power [dBm]			MPR [dB]																								
						370500	376000	381500																									
						1852.5 MHz	1880 MHz	1907.5 MHz																									
5 MHz	15	DFT-s OFDM	pi/2 BPSK	1	1	23.32	23.46	23.18	0																								
				1	13	23.28	23.40	23.19	0																								
				1	23	23.30	23.20	23.17	0																								
				12	0	22.89	23.09	22.82	0.5																								
				12	7	23.36	23.57	23.27	0																								
				12	13	22.81	23.07	22.68	0.5																								
			QPSK	25	0	22.90	23.08	22.77	0.5																								
				1	1	23.34	23.22	23.23	0																								
				1	13	23.21	23.31	23.24	0																								
				1	23	23.02	23.23	23.25	0																								
				12	0	22.40	22.62	22.36	1																								
				12	7	23.42	23.61	23.33	0																								
			16QAM	1	1	1	1	1	22.06	22.29	22.25	1																					
													64QAM	1	1	20.45	20.85	20.59	2.5														
																				256QAM	1	1	18.46	18.68	18.38	4.5							
																											QPSK	1	1	22.00	22.13	21.91	1.5

NR Band n2 _ 10 MHz Bandwidth

Bandwidth	SCS(kHz)	OFDM	Modulation	RB Size	RB Offset	Max. Average Power [dBm]			MPR [dB]																							
						371000	376000	381000																								
						1855 MHz	1880 MHz	1905 MHz																								
10 MHz	15	DFT-s OFDM	pi/2 BPSK	1	1	23.24	23.34	23.22	0																							
				1	26	23.21	23.44	23.16	0																							
				1	50	23.22	23.41	23.11	0																							
				25	0	22.78	23.00	22.87	0.5																							
				25	14	23.30	23.51	23.28	0																							
				25	27	22.79	22.93	22.67	0.5																							
			QPSK	50	0	22.80	22.98	22.75	0.5																							
				1	1	23.29	23.39	23.31	0																							
				1	26	23.27	23.47	23.21	0																							
				1	50	23.28	23.44	23.17	0																							
				25	0	22.29	22.54	22.37	1																							
				25	14	23.31	23.53	23.32	0																							
			16QAM	1	1	1	1	22.22	22.29	22.27	1																					
												64QAM	1	1	20.58	20.70	20.66	2.5														
																			256QAM	1	1	18.39	18.49	18.43	4.5							
																										QPSK	1	1	21.91	22.00	21.93	1.5

NR Band n2_ 15 MHz Bandwidth

Bandwidth	SCS(kHz)	OFDM	Modulation	RB Size	RB Offset	Max. Average Power [dBm]			MPR [dB]
						371500	376000	380500	
						1857.5 MHz	1880 MHz	1902.5 MHz	
15 MHz	15	DFT-s OFDM	pi/2 BPSK	1	1	23.37	23.44	23.49	0
				1	40	23.43	23.63	23.33	0
				1	77	23.43	23.45	23.21	0
				36	0	22.94	23.17	23.01	0.5
				36	22	23.53	23.68	23.42	0
				36	43	23.02	23.08	22.80	0.5
			QPSK	75	0	23.02	23.16	22.94	0.5
				1	1	23.45	23.47	23.53	0
				1	40	23.47	23.70	23.44	0
				1	77	23.48	23.53	23.27	0
				36	0	22.44	22.68	22.52	1
				36	22	23.55	23.73	23.49	0
			16QAM	36	43	22.53	22.67	22.26	1
				75	0	22.52	22.70	22.47	1
				1	1	22.42	22.45	22.51	1
			64QAM	1	1	20.76	20.83	20.90	2.5
				1	1	18.52	18.61	18.65	4.5
			256QAM	1	1	18.52	18.61	18.65	4.5
CP	QPSK	1	1	22.06	22.18	22.19	1.5		

NR Band n2_ 20 MHz Bandwidth

Bandwidth	SCS(kHz)	OFDM	Modulation	RB Size	RB Offset	Max. Average Power [dBm]			MPR [dB]
						372000	376000	380000	
						1860 MHz	1880 MHz	1900 MHz	
20 MHz	15	DFT-s OFDM	pi/2 BPSK	1	1	23.37	23.43	23.44	0
				1	53	23.45	23.69	23.47	0
				1	104	23.45	23.47	23.22	0
				50	0	22.88	23.15	23.11	0.5
				50	28	23.52	23.73	23.56	0
				50	56	23.05	23.09	22.86	0.5
			QPSK	100	0	22.99	23.22	22.95	0.5
				1	1	23.34	23.41	23.22	0
				1	53	23.50	23.71	23.43	0
				1	104	23.44	23.51	22.81	0
				50	0	22.40	22.76	22.56	1
				50	28	23.59	23.77	23.62	0
			16QAM	50	56	22.62	22.64	22.33	1
				100	0	22.54	22.69	22.55	1
				1	1	22.39	22.46	22.11	1
			64QAM	1	1	20.66	20.81	20.46	2.5
				1	1	18.50	18.58	18.66	4.5
			256QAM	1	1	18.50	18.58	18.66	4.5
CP	QPSK	1	1	22.00	22.10	22.18	1.5		

[NR Band n5 Conducted Power]

NR Band n5_ 5 MHz Bandwidth

Bandwidth	SCS(kHz)	OFDM	Modulation	RB Size	RB Offset	Max. Average Power [dBm]			MPR [dB]
						165300	167300	169300	
						826.5 MHz	836.5 MHz	846.5 MHz	
5 MHz	15	DFT-s OFDM	pi/2 BPSK	1	1	23.63	23.58	23.29	0
				1	13	23.57	23.56	23.30	0
				1	23	23.57	23.53	23.29	0
				12	0	23.26	23.12	22.96	0.5
				12	7	23.64	23.59	23.36	0
				12	13	23.10	23.07	22.84	0.5
			25	0	23.14	23.11	22.90	0.5	
			QPSK	1	1	23.70	23.57	23.34	0
				1	13	23.63	23.53	23.34	0
				1	23	23.61	23.50	23.32	0
				12	0	22.76	22.61	22.46	1
				12	7	23.68	23.60	23.37	0
				12	13	22.58	22.60	22.27	1
			25	0	22.70	22.64	22.41	1	
			16QAM	1	1	22.70	22.63	22.40	1
			64QAM	1	1	20.99	20.89	20.66	2.5
			256QAM	1	1	18.79	18.72	18.45	4.5
			CP	QPSK	1	1	22.36	22.23	22.02

NR Band n5_ 10 MHz Bandwidth

Bandwidth	SCS(kHz)	OFDM	Modulation	RB Size	RB Offset	Max. Average Power [dBm]			MPR [dB]
							167300		
							836.5 MHz		
10 MHz	15	DFT-s OFDM	pi/2 BPSK	1	1		23.37		0
				1	26		23.38		0
				1	50		23.24		0
				25	0		22.90		0.5
				25	14		23.40		0
				25	27		22.99		0.5
			50	0		22.95		0.5	
			QPSK	1	1		23.41		0
				1	26		23.38		0
				1	50		23.21		0
				25	0		22.46		1
				25	14		23.41		0
				25	27		22.49		1
			50	0		22.42		1	
			16QAM	1	1		22.45		1
			64QAM	1	1		20.71		2.5
			256QAM	1	1		18.55		4.5
			CP	QPSK	1	1		22.09	

NR Band n5_ 15 MHz Bandwidth

Bandwidth	SCS(kHz)	OFDM	Modulation	RB Size	RB Offset	Max. Average Power [dBm]			MPR [dB]
							167300		
							836.5 MHz		
15 MHz	15	DFT-s OFDM	pi/2 BPSK	1	1		23.51		0
				1	40		23.58		0
				1	77		23.23		0
				36	0		23.10		0.5
				36	22		23.57		0
				36	43		23.02		0.5
				75	0		23.10		0.5
			QPSK	1	1		23.55		0
				1	40		23.56		0
				1	77		23.26		0
				36	0		22.67		1
				36	22		23.62		0
				36	43		22.58		1
				75	0		22.61		1
			16QAM	1	1		22.53		1
		64QAM	1	1		20.88		2.5	
		256QAM	1	1		18.69		4.5	
CP	QPSK	1	1		22.25		1.5		

NR Band n5_ 20 MHz Bandwidth

Bandwidth	SCS(kHz)	OFDM	Modulation	RB Size	RB Offset	Max. Average Power [dBm]			MPR [dB]
							167300		
							836.5 MHz		
20 MHz	15	DFT-s OFDM	pi/2 BPSK	1	1		23.50		0
				1	53		23.59		0
				1	104		23.17		0
				50	0		23.21		0.5
				50	28		23.62		0
				50	56		22.90		0.5
				100	0		23.16		0.5
			QPSK	1	1		23.55		0
				1	53		23.60		0
				1	104		23.22		0
				50	0		22.76		1
				50	28		23.59		0
				50	56		22.43		1
				100	0		22.67		1
			16QAM	1	1		22.56		1
		64QAM	1	1		20.88		2.5	
		256QAM	1	1		18.70		4.5	
CP	QPSK	1	1		22.21		1.5		

[NR Band n25 Conducted Power]

NR Band n25 _ 5 MHz Bandwidth

Bandwidth	SCS(kHz)	OFDM	Modulation	RB Size	RB Offset	Max. Average Power [dBm]			MPR [dB]
						370500	376500	382500	
						1852.5 MHz	1882.5 MHz	1912.5 MHz	
5 MHz	15	DFT-s OFDM	pi/2 BPSK	1	1	23.38	23.58	23.19	0
				1	13	23.37	23.60	23.17	0
				1	23	23.35	23.59	23.20	0
				12	0	22.96	23.17	22.77	0.5
				12	7	23.40	23.66	23.26	0
				12	13	22.89	23.14	22.73	0.5
			25	0	22.95	23.18	22.80	0.5	
			QPSK	1	1	23.46	23.67	23.18	0
				1	13	23.44	23.66	23.29	0
				1	23	23.42	23.65	23.19	0
				12	0	22.50	22.73	22.29	1
				12	7	23.43	23.70	23.31	0
				12	13	22.36	22.61	22.25	1
			25	0	22.47	22.71	22.32	1	
			16QAM	1	1	22.35	22.59	22.01	1
			64QAM	1	1	20.82	21.00	20.45	2.5
			256QAM	1	1	18.55	18.75	18.35	4.5
			CP	QPSK	1	1	22.12	22.30	21.89

NR Band n25 _ 10 MHz Bandwidth

Bandwidth	SCS(kHz)	OFDM	Modulation	RB Size	RB Offset	Max. Average Power [dBm]			MPR [dB]
						371000	376500	382000	
						1855 MHz	1882.5 MHz	1910 MHz	
10 MHz	15	DFT-s OFDM	pi/2 BPSK	1	1	23.31	23.36	23.08	0
				1	26	23.21	23.45	23.06	0
				1	50	23.22	23.36	23.04	0
				25	0	22.85	23.03	22.65	0.5
				25	14	23.31	23.53	23.15	0
				25	27	22.84	22.99	22.64	0.5
			50	0	22.81	23.01	22.67	0.5	
			QPSK	1	1	23.31	23.34	22.68	0
				1	26	23.27	23.39	22.78	0
				1	50	23.24	23.29	22.69	0
				25	0	22.34	22.49	22.21	1
				25	14	23.34	23.59	23.15	0
				25	27	22.35	22.53	22.17	1
			50	0	22.33	22.50	22.21	1	
			16QAM	1	1	22.23	22.11	21.65	1
			64QAM	1	1	20.69	20.67	20.43	2.5
			256QAM	1	1	18.43	18.53	18.23	4.5
			CP	QPSK	1	1	21.95	22.06	21.73

NR Band n25 _ 15 MHz Bandwidth

Bandwidth	SCS(kHz)	OFDM	Modulation	RB Size	RB Offset	Max. Average Power [dBm]			MPR [dB]
						371500	376500	381500	
						1857.5 MHz	1882.5 MHz	1907.5 MHz	
15 MHz	15	DFT-s OFDM	pi/2 BPSK	1	1	23.39	23.48	23.33	0
				1	40	23.37	23.65	23.27	0
				1	77	23.37	23.49	23.15	0
				36	0	22.91	23.19	22.92	0.5
				36	22	23.48	23.67	23.33	0
				36	43	22.98	23.13	22.81	0.5
				75	0	23.00	23.14	22.92	0.5
			QPSK	1	1	23.00	23.21	22.92	0
				1	40	22.99	23.25	22.80	0
				1	77	23.03	23.10	22.75	0
				36	0	22.44	22.68	22.51	1
				36	22	23.50	23.70	23.32	0
				36	43	22.49	22.61	22.28	1
				75	0	22.53	22.68	22.46	1
			16QAM	1	1	22.02	22.05	21.91	1
			64QAM	1	1	20.33	20.43	20.24	2.5
			256QAM	1	1	18.55	18.64	18.52	4.5
CP	QPSK	1	1	22.04	22.16	22.06	1.5		

NR Band n25 _ 20 MHz Bandwidth

Bandwidth	SCS(kHz)	OFDM	Modulation	RB Size	RB Offset	Max. Average Power [dBm]			MPR [dB]
						372000	376500	381000	
						1860 MHz	1882.5 MHz	1905 MHz	
20 MHz	15	DFT-s OFDM	pi/2 BPSK	1	1	23.36	22.69	23.40	0
				1	53	23.44	23.61	23.31	0
				1	104	23.39	22.70	23.06	0
				50	0	22.86	22.76	23.09	0.5
				50	28	23.50	23.58	23.46	0
				50	56	23.02	22.75	22.74	0.5
				100	0	22.98	22.68	22.95	0.5
			QPSK	1	1	23.21	22.55	22.97	0
				1	53	23.25	23.27	22.85	0
				1	104	23.21	22.52	22.74	0
				50	0	22.43	22.28	22.62	1
				50	28	23.52	23.58	23.49	0
				50	56	22.60	22.24	22.29	1
				100	0	22.51	22.25	22.52	1
			16QAM	1	1	21.94	21.25	21.91	1
			64QAM	1	1	20.32	19.75	20.30	2.5
			256QAM	1	1	18.50	17.92	18.60	4.5
CP	QPSK	1	1	22.00	21.39	22.13	1.5		

[NR Band n41 Conducted Power_Power Class 3]

NR Band n41_10 MHz Bandwidth

Bandwidth	SCS(kHz)	OFDM	Modulation	RB Size	RB Offset	Max. Average Power (dBm)					MPR [dB]
						500202	509400	518598	527802	53700	
						2501.01 MHz	2547 MHz	2592.99 MHz	2639.01 MHz	2685 MHz	
10 MHz	30	DFT-s	pi/2 BPSK	1	1	22.59	22.82	23.30	23.09	22.87	0
				1	12	22.72	22.92	23.45	23.15	22.93	0
				1	22	22.65	22.82	23.33	23.05	22.87	0
				12	0	22.14	22.35	22.91	22.65	22.46	0.5
				12	6	22.69	22.86	23.42	23.13	22.94	0
				12	12	22.25	22.42	22.93	22.64	22.41	0.5
				24	0	22.22	22.40	22.93	22.64	22.45	0.5
			QPSK	1	1	22.57	22.88	23.35	23.09	22.87	0
				1	12	22.71	22.92	23.47	23.11	22.93	0
				1	22	22.60	22.82	23.34	23.04	22.90	0
				12	0	21.67	21.88	22.43	22.14	21.97	1
				12	6	22.67	22.87	23.43	23.13	22.93	0
				12	12	21.72	21.90	22.43	22.13	21.92	1
			16QAM	24	0	21.71	21.92	22.46	22.16	21.97	1
				1	1	21.54	21.80	22.29	22.07	21.82	1
				1	1	19.96	20.35	20.75	20.54	20.32	2.5
				1	1	18.36	18.58	19.07	18.71	18.60	4.5
CP	QPSK	1	1	21.15	21.36	21.73	21.59	21.34	1.5		

NR Band n41_15 MHz Bandwidth

Bandwidth	SCS(kHz)	OFDM	Modulation	RB Size	RB Offset	Max. Average Power (dBm)					MPR [dB]
						500700	509664	518598	527562	536496	
						2503.5 MHz	2548.32 MHz	2592.99 MHz	2637.81 MHz	2682.48 MHz	
15 MHz	30	DFT-s	pi/2 BPSK	1	1	22.65	22.81	23.27	23.09	23.06	0
				1	18	22.76	22.93	23.46	23.17	23.15	0
				1	36	22.71	22.86	23.28	23.03	23.05	0
				18	0	22.18	22.39	22.92	22.66	22.66	0.5
				18	9	22.71	22.91	23.42	23.16	23.14	0
				18	18	22.27	22.44	22.89	22.68	22.63	0.5
				36	0	22.27	22.43	22.94	22.67	22.68	0.5
			QPSK	1	1	22.67	22.89	23.27	23.05	23.08	0
				1	18	22.72	22.97	23.50	23.11	23.16	0
				1	36	22.69	22.90	23.32	23.01	23.08	0
				18	0	21.73	21.92	22.43	22.18	22.21	1
				18	9	22.74	22.92	23.45	23.16	23.16	0
				18	18	21.77	21.94	22.44	22.19	22.17	1
			16QAM	36	0	21.75	21.91	22.44	22.18	22.19	1
				1	1	21.64	21.80	22.24	22.14	22.02	1
				1	1	20.04	20.21	20.83	20.80	20.45	2.5
				1	1	18.39	18.24	18.92	18.73	18.48	4.5
CP	QPSK	1	1	21.12	21.39	21.66	21.52	21.53	1.5		

NR Band n41 _20 MHz Bandwidth

Bandwidth	SCS(kHz)	OFDM	Modulation	RB Size	RB Offset	Max. Average Power (dBm)					MPR [dB]
						501204	509898	518598	527298	535998	
						2506.02 MHz	2549.49 MHz	2592.99 MHz	2636.49 MHz	2679.99 MHz	
20 MHz	30	DFT-s	pi/2 BPSK	1	1	22.41	22.84	23.19	23.01	22.98	0
				1	26	22.59	22.97	23.46	23.11	23.10	0
				1	49	22.50	22.86	23.20	22.95	23.01	0
				25	0	22.01	22.36	22.91	22.65	22.64	0.5
				25	13	22.62	22.96	23.46	23.15	23.15	0
				25	26	22.13	22.46	22.90	22.58	22.58	0.5
			QPSK	50	0	22.08	22.45	22.90	22.63	22.64	0.5
				1	1	22.41	22.87	23.13	23.00	22.95	0
				1	26	22.64	22.94	23.43	23.13	23.10	0
				1	49	22.54	22.90	23.24	23.00	23.06	0
				25	0	21.47	21.87	22.39	22.12	22.16	1
				25	13	22.60	22.95	23.45	23.15	23.15	0
			16QAM	25	26	21.70	21.99	22.39	22.13	22.08	1
				50	0	21.63	21.94	22.41	22.17	22.13	1
				1	1	21.40	21.82	22.18	21.98	21.93	1
			64QAM	1	1	19.78	20.18	20.57	20.42	20.41	2.5
1	1	17.84		18.57	18.61	18.77	18.39	4.5			
256QAM	1	1	20.96	21.27	21.62	21.44	21.43	1.5			
	1	1	20.96	21.27	21.62	21.44	21.43	1.5			
CP	QPSK	1	1	20.96	21.27	21.62	21.44	21.43	1.5		

NR Band n41 _30 MHz Bandwidth

Bandwidth	SCS(kHz)	OFDM	Modulation	RB Size	RB Offset	Max. Average Power (dBm)					MPR [dB]
						502200	513468	518598	523734	535000	
						2511 MHz	2567.34 MHz	2592.99 MHz	2618.67 MHz	2675 MHz	
30 MHz	30	DFT-s	pi/2 BPSK	1	1	22.26	22.77	22.91	23.03	22.89	0
				1	39	22.74	23.00	23.47	23.30	23.22	0
				1	76	22.61	22.82	23.03	22.95	22.89	0
				36	0	22.03	22.48	22.80	22.73	22.66	0.5
				36	21	22.72	23.04	23.41	23.31	23.26	0
				36	42	22.30	22.53	22.78	22.69	22.56	0.5
			QPSK	75	0	22.18	22.50	22.82	22.77	22.62	0.5
				1	1	22.27	22.76	22.97	23.06	22.94	0
				1	39	22.72	23.02	23.46	23.29	23.24	0
				1	76	22.61	22.83	23.08	22.95	22.92	0
				36	0	21.52	21.95	22.31	22.27	22.15	1
				36	21	22.77	23.07	23.43	23.32	23.23	0
			16QAM	36	42	21.84	22.03	22.30	22.22	22.07	1
				75	0	21.69	21.98	22.37	22.26	22.17	1
				1	1	21.33	21.76	21.89	22.00	21.89	1
			64QAM	1	1	19.89	20.16	20.36	20.42	20.35	2.5
1	1	17.88		18.54	18.62	18.47	18.68	4.5			
256QAM	1	1	20.76	21.38	21.40	21.53	21.46	1.5			
	1	1	20.76	21.38	21.40	21.53	21.46	1.5			
CP	QPSK	1	1	20.76	21.38	21.40	21.53	21.46	1.5		

NR Band n41 _40 MHz Bandwidth

Bandwidth	SCS(kHz)	OFDM	Modulation	RB Size	RB Offset	Max. Average Power (dBm)					MPR [dB]
						503202	513468		523734	534000	
						2516.01 MHz	2567.34 MHz		2618.67 MHz	2670 MHz	
40 MHz	30	DFT-s	pi/2 BPSK	1	1	21.97	22.44		22.86	22.74	0
				1	53	22.69	23.04		23.16	23.12	0
				1	104	22.48	22.74		22.70	22.64	0
				50	0	21.82	22.35		22.74	22.52	0.5
				50	28	22.69	23.02		23.19	23.10	0
				50	56	22.30	22.42		22.58	22.37	0.5
				100	0	22.03	22.42		22.67	22.51	0.5
			QPSK	1	1	22.00	22.43		22.86	22.71	0
				1	53	22.74	23.04		23.16	23.12	0
				1	104	22.45	22.78		22.71	22.60	0
				50	0	21.31	21.83		22.27	22.00	1
				50	28	22.68	23.02		23.21	23.09	0
				50	56	21.80	21.95		22.10	21.90	1
				100	0	21.55	21.91		22.19	22.03	1
			16QAM	1	1	20.91	21.40		21.92	21.70	1
			64QAM	1	1	19.32	19.85		20.58	20.13	2.5
			256QAM	1	1	17.55	18.10		18.43	18.36	4.5
CP	QPSK	1	1	20.44	20.94		21.32	21.24	1.5		

NR Band n41 _50 MHz Bandwidth

Bandwidth	SCS(kHz)	OFDM	Modulation	RB Size	RB Offset	Max. Average Power (dBm)				MPR [dB]	
						504204		518598			532998
						2521.02 MHz		2592.99 MHz			2664.99 MHz
50 MHz	30	DFT-s	pi/2 BPSK	1	1	22.32		22.97		23.13	0
				1	67	22.91		23.47		23.17	0
				1	131	22.79		22.99		22.86	0
				64	0	22.06		22.85		22.78	0.5
				64	35	22.90		23.46		23.28	0
				64	69	22.55		22.79		22.58	0.5
				128	0	22.28		22.83		22.68	0.5
			QPSK	1	1	22.35		22.98		23.10	0
				1	67	22.89		23.46		23.21	0
				1	131	22.86		23.04		22.89	0
				64	0	21.59		22.33		22.28	1
				64	35	22.95		23.45		23.27	0
				64	69	22.08		22.28		22.06	1
				128	0	21.80		22.35		22.21	1
			16QAM	1	1	21.29		21.95		22.09	1
			64QAM	1	1	19.72		20.40		20.51	2.5
			256QAM	1	1	17.98		18.61		18.77	4.5
CP	QPSK	1	1	20.85		21.48		21.63	1.5		

NR Band n41_60 Mhz Bandwidth

Bandwidth	SCS(kHz)	OFDM	Modulation	RB Size	RB Offset	Max. Average Power (dBm)				MPR [dB]	
						505200		518598			531996
						2526 Mhz		2592.99 Mhz			2659.98 Mhz
60 Mhz	30	DFT-s	pi/2 BPSK	1	1	22.11		22.84		22.93	0
				1	81	22.81		23.46		23.07	0
				1	160	22.71		22.88		22.75	0
				81	0	21.91		22.85		22.63	0.5
				81	41	22.85		23.44		23.16	0
				81	81	22.49		22.69		22.42	0.5
			162	0	22.22		22.76		22.54	0.5	
			QPSK	1	1	22.15		22.84		22.88	0
				1	81	22.81		23.47		23.08	0
				1	160	22.70		22.85		22.78	0
				81	0	21.45		22.33		22.16	1
				81	41	22.83		23.44		23.17	0
				81	81	21.99		22.21		21.93	1
			162	0	21.69		22.26		22.04	1	
			16QAM	1	1	21.13		21.93		21.90	1
			64QAM	1	1	19.55		20.51		20.35	2.5
256QAM	1	1	17.52		18.46		18.57	4.5			
CP	QPSK	1	1	20.68		21.24		21.44	1.5		

NR Band n41_80 Mhz Bandwidth

Bandwidth	SCS(kHz)	OFDM	Modulation	RB Size	RB Offset	Max. Average Power (dBm)				MPR [dB]	
						507204					529998
						2536.02 Mhz					2649.99 Mhz
80 Mhz	30	DFT-s	pi/2 BPSK	1	1	22.01				22.70	0
				1	109	22.85				23.12	0
				1	215	22.56				22.51	0
				108	0	22.04				22.73	0.5
				108	55	22.81				23.22	0
				108	109	22.41				22.50	0.5
			216	0	22.20				22.55	0.5	
			QPSK	1	1	22.00				22.70	0
				1	109	22.91				23.15	0
				1	215	22.59				22.50	0
				108	0	21.54				22.21	1
				108	55	22.86				23.22	0
				108	109	21.91				22.00	1
			216	0	21.73				22.04	1	
			16QAM	1	1	21.02				21.69	1
			64QAM	1	1	19.41				20.09	2.5
256QAM	1	1	17.40				18.11	4.5			
CP	QPSK	1	1	20.56				21.17	1.5		

NR Band n41_90 MHz Bandwidth

Bandwidth	SCS(kHz)	OFDM	Modulation	RB Size	RB Offset	Max. Average Power (dBm)				MPR [dB]	
						508200					528996
						2541 MHz					2644.98 MHz
90 MHz	30	DFT-s	pi/2 BPSK	1	1	21.93				22.66	0
				1	123	22.98				23.28	0
				1	243	22.54				22.29	0
				120	0	22.09				22.71	0.5
				120	63	23.05				23.28	0
				120	125	22.45				22.42	0.5
			243	0	22.26				22.62	0.5	
			QPSK	1	1	21.92				22.66	0
				1	123	23.00				23.27	0
				1	243	22.54				22.30	0
				120	0	21.59				22.26	1
				120	63	23.01				23.29	0
				120	125	21.94				21.94	1
			243	0	21.79				22.12	1	
			16QAM	1	1	20.90				21.74	1
			64QAM	1	1	19.27				20.42	2.5
			256QAM	1	1	17.65				18.34	4.5
			CP	pi/2 BPSK	1	1	21.93				21.01

NR Band n41_100 MHz Bandwidth

Bandwidth	SCS(kHz)	OFDM	Modulation	RB Size	RB Offset	Max. Average Power (dBm)				MPR [dB]	
								518598			
								2592.99 MHz			
100 MHz	30	DFT-s	pi/2 BPSK	1	1			22.08			0
				1	137			23.48			0
				1	271			22.23			0
				135	0			22.54			0.5
				135	69			23.31			0
				135	138			22.50			0.5
			270	0			22.48			0.5	
			QPSK	1	1			22.02			0
				1	137			23.50			0
				1	271			22.28			0
				135	0			22.04			1
				135	69			23.33			0
				135	138			22.02			1
			270	0			22.02			1	
			16QAM	1	1			21.06			1
			64QAM	1	1			19.46			2.5
			256QAM	1	1			17.61			4.5
			CP	QPSK	1	1			20.60		

[NR Band n41 Conducted Power_Power Class 2]

NR Band n41_10 MHz Bandwidth

Bandwidth	SCS(kHz)	OFDM	Modulation	RB Size	RB Offset	Max. Average Power (dBm)					MPR [dB]
						500202	509400	518598	527802	53700	
						2501.01 MHz	2547 MHz	2592.99 MHz	2639.01 MHz	2685 MHz	
10 MHz	30	DFT-s	pi/2 BPSK	1	1	25.57	25.80	26.02	25.89	25.70	0
				1	12	25.67	25.88	26.14	25.91	25.78	0
				1	22	25.60	25.85	26.03	25.84	25.71	0
				12	0	25.21	25.41	25.72	25.52	25.40	0.5
				12	6	25.69	25.91	26.20	25.99	25.84	0
				12	12	25.24	25.42	25.74	25.49	25.31	0.5
			QPSK	24	0	25.25	25.46	25.74	25.48	25.36	0.5
				1	1	25.46	25.73	25.95	25.83	25.62	0
				1	12	25.58	25.78	26.01	25.82	25.65	0
				1	22	25.51	25.71	25.93	25.78	25.65	0
				12	0	24.72	24.93	25.25	25.02	24.90	1
				12	6	25.67	25.90	26.24	25.98	25.82	0
			16QAM	12	12	24.76	24.95	25.26	24.97	24.86	1
				24	0	24.76	24.97	25.27	25.03	24.89	1
				1	1	24.44	24.56	24.94	24.66	24.74	1
				1	1	23.02	23.22	23.49	23.31	23.16	2.5
256QAM	1	1	21.29	21.38	21.88	21.63	21.44	4.5			
	CP	QPSK	1	1	24.16	24.39	24.78	24.42	24.31	1.5	

NR Band n41_15 MHz Bandwidth

Bandwidth	SCS(kHz)	OFDM	Modulation	RB Size	RB Offset	Max. Average Power (dBm)					MPR [dB]
						500700	509664	518598	527562	536496	
						2503.5 MHz	2548.32 MHz	2592.99 MHz	2637.81 MHz	2682.48 MHz	
15 MHz	30	DFT-s	pi/2 BPSK	1	1	25.44	25.65	26.11	25.90	25.93	0
				1	18	25.53	25.75	26.25	25.98	26.02	0
				1	36	25.44	25.72	26.10	25.91	25.94	0
				18	0	25.05	25.22	25.76	25.53	25.55	0.5
				18	9	25.52	25.73	26.27	26.02	26.02	0
				18	18	25.07	25.30	25.75	25.54	25.55	0.5
			QPSK	36	0	25.03	25.27	25.80	25.58	25.59	0.5
				1	1	25.31	25.56	25.92	25.83	25.77	0
				1	18	25.43	25.63	26.12	25.89	25.84	0
				1	36	25.37	25.55	25.96	25.83	25.82	0
				18	0	24.54	24.75	25.35	25.06	25.11	1
				18	9	25.57	25.79	26.34	26.07	26.09	0
			16QAM	18	18	24.61	24.84	25.34	25.08	25.12	1
				36	0	24.56	24.81	25.36	25.04	25.15	1
				1	1	24.30	24.54	24.84	24.82	24.65	1
				1	1	22.83	23.08	23.50	23.34	23.37	2.5
256QAM	1	1	21.34	21.36	21.96	21.77	21.79	4.5			
	CP	QPSK	1	1	23.93	24.35	24.42	24.33	24.44	1.5	

NR Band n41_20 MHz Bandwidth

Bandwidth	SCS(kHz)	OFDM	Modulation	RB Size	RB Offset	Max. Average Power (dBm)					MPR [dB]
						501204	509898	518598	527298	535998	
						2506.02 MHz	2549.49 MHz	2592.99 MHz	2636.49 MHz	2679.99 MHz	
20 MHz	30	DFT-s	pi/2 BPSK	1	1	25.27	25.61	25.97	25.81	25.21	0
				1	26	25.47	25.74	26.25	25.93	25.93	0
				1	49	25.37	25.69	26.03	25.82	25.85	0
				25	0	24.91	25.22	25.79	25.53	25.56	0.5
				25	13	25.49	25.78	26.31	26.01	26.02	0
				25	26	25.04	25.32	25.77	25.48	25.52	0.5
			QPSK	50	0	24.95	25.30	25.75	25.51	25.57	0.5
				1	1	25.13	25.55	25.85	25.73	25.74	0
				1	26	25.33	25.67	26.08	25.83	25.86	0
				1	49	25.26	25.60	25.89	25.69	25.74	0
				25	0	24.35	24.72	25.27	25.02	25.08	1
				25	13	25.46	25.79	26.32	26.05	26.07	0
			16QAM	25	26	24.53	24.84	25.28	25.02	25.02	1
				50	0	24.47	24.81	25.32	25.01	25.08	1
				1	1	23.97	24.50	24.86	24.69	24.70	1
			64QAM	1	1	22.64	22.99	23.42	23.25	23.33	2.5
1	1	21.05		21.39	21.76	21.63	21.66	4.5			
256QAM	1	1	21.05	21.39	21.76	21.63	21.66	4.5			
CP	QPSK	1	1	23.72	24.09	24.33	24.24	24.24	1.5		

NR Band n41_30 MHz Bandwidth

Bandwidth	SCS(kHz)	OFDM	Modulation	RB Size	RB Offset	Max. Average Power (dBm)					MPR [dB]
						502200	513468	518598	523734	535000	
						2511 MHz	2567.34 MHz	2592.99 MHz	2618.67 MHz	2675 MHz	
30 MHz	30	DFT-s	pi/2 BPSK	1	1	25.07	25.59	25.74	25.82	25.80	0
				1	39	25.60	25.87	26.22	26.12	26.12	0
				1	76	25.44	25.68	25.86	25.79	25.75	0
				36	0	24.88	25.27	25.68	25.67	25.59	0.5
				36	21	25.58	25.86	26.27	26.15	26.16	0
				36	42	25.13	25.36	25.66	25.57	25.52	0.5
			QPSK	75	0	25.00	25.38	25.74	25.64	25.62	0.5
				1	1	24.97	25.51	25.63	25.79	25.70	0
				1	39	25.48	25.76	26.15	26.02	25.98	0
				1	76	25.38	25.60	25.79	25.72	25.66	0
				36	0	24.37	24.84	25.24	25.16	25.14	1
				36	21	25.61	25.91	26.31	26.20	26.19	0
			16QAM	36	42	24.64	24.94	25.20	25.12	25.03	1
				75	0	24.55	24.83	25.26	25.18	25.10	1
				1	1	23.80	24.57	24.46	24.90	24.75	1
			64QAM	1	1	22.47	22.95	23.16	23.25	23.21	2.5
1	1	20.85		21.37	21.55	21.65	21.55	4.5			
256QAM	1	1	20.85	21.37	21.55	21.65	21.55	4.5			
CP	QPSK	1	1	23.56	24.12	24.34	24.26	24.20	1.5		

NR Band n41 _40 MHz Bandwidth

Bandwidth	SCS(kHz)	OFDM	Modulation	RB Size	RB Offset	Max. Average Power (dBm)					MPR [dB]
						503202	513468		523734	534000	
						2516.01 MHz	2567.34 MHz		2618.67 MHz	2670 MHz	
40 MHz	30	DFT-s	pi/2 BPSK	1	1	24.83	25.32		25.67	25.60	0
				1	53	25.56	25.85		25.99	25.96	0
				1	104	25.29	25.58		25.56	25.49	0
				50	0	24.72	25.25		25.64	25.44	0.5
				50	28	25.55	25.90		26.06	26.01	0
				50	56	25.16	25.32		25.48	25.30	0.5
			100	0	24.86	25.30		25.57	25.42	0.5	
			QPSK	1	1	24.72	25.21		25.58	25.50	0
				1	53	25.44	25.70		25.91	25.86	0
				1	104	25.23	25.45		25.52	25.41	0
				50	0	24.24	24.75		25.20	24.98	1
				50	28	25.57	25.94		26.12	26.05	0
				50	56	24.70	24.90		25.02	24.85	1
			16QAM	100	0	24.41	24.85		25.10	24.97	1
				1	1	23.68	24.14		24.65	24.39	1
				1	1	22.15	22.65		23.15	23.00	2.5
			256QAM	1	1	20.59	21.02		21.49	21.36	4.5
				1	1	23.27	23.76		24.05	24.07	1.5
CP	QPSK	1	1	23.27	23.76		24.05	24.07	1.5		

NR Band n41 _50 MHz Bandwidth

Bandwidth	SCS(kHz)	OFDM	Modulation	RB Size	RB Offset	Max. Average Power (dBm)				MPR [dB]	
						504204		518598			532998
						2521.02 MHz		2592.99 MHz			2664.99 MHz
50 MHz	30	DFT-s	pi/2 BPSK	1	1	25.21		25.80		25.93	0
				1	67	25.70		26.25		26.05	0
				1	131	25.62		25.86		25.75	0
				64	0	24.92		25.75		25.67	0.5
				64	35	25.77		26.31		26.20	0
				64	69	25.40		25.69		25.49	0.5
			128	0	25.18		25.63		25.56	0.5	
			QPSK	1	1	25.06		25.67		25.86	0
				1	67	25.61		26.12		25.95	0
				1	131	25.55		25.77		25.63	0
				64	0	24.46		25.28		25.20	1
				64	35	25.80		26.38		26.20	0
				64	69	24.94		25.20		25.05	1
			16QAM	128	0	24.68		25.20		25.09	1
				1	1	24.03		24.75		24.86	1
				1	1	22.54		23.21		23.33	2.5
			256QAM	1	1	20.88		21.49		21.78	4.5
				1	1	23.65		24.22		24.42	1.5
CP	QPSK	1	1	23.65		24.22		24.42	1.5		

NR Band n41_60 MHz Bandwidth

Bandwidth	SCS(kHz)	OFDM	Modulation	RB Size	RB Offset	Max. Average Power (dBm)				MPR [dB]	
						505200		518598			531996
						2526 MHz		2592.99 MHz			2659.98 MHz
60 MHz	30	DFT-s	pi/2 BPSK	1	1	24.95		25.64		25.78	0
				1	81	25.64		26.23		25.99	0
				1	160	25.51		25.71		25.68	0
				81	0	24.78		25.75		25.55	0.5
				81	41	25.73		26.31		26.10	0
				81	81	25.36		25.61		25.37	0.5
				162	0	25.03		25.63		25.49	0.5
			QPSK	1	1	24.84		25.54		25.70	0
				1	81	25.53		26.14		25.87	0
				1	160	25.42		25.64		25.55	0
				81	0	24.27		25.25		25.05	1
				81	41	25.70		26.34		26.10	0
				81	81	24.86		25.13		24.92	1
				162	0	24.56		25.16		25.00	1
			16QAM	1	1	23.68		24.59		24.68	1
			64QAM	1	1	22.34		23.05		23.19	2.5
			256QAM	1	1	20.60		21.22		21.38	4.5
CP	QPSK	1	1	23.45		24.10		24.22	1.5		

NR Band n41_80 MHz Bandwidth

Bandwidth	SCS(kHz)	OFDM	Modulation	RB Size	RB Offset	Max. Average Power (dBm)				MPR [dB]	
						507204					529998
						2536.02 MHz					2649.99 MHz
80 MHz	30	DFT-s	pi/2 BPSK	1	1	24.90				25.57	0
				1	109	25.73				26.00	0
				1	215	25.44				25.42	0
				108	0	24.94				25.61	0.5
				108	55	25.72				26.16	0
				108	109	25.33				25.44	0.5
				216	0	25.10				25.43	0.5
			QPSK	1	1	24.80				25.42	0
				1	109	25.63				25.97	0
				1	215	25.36				25.32	0
				108	0	24.48				25.08	1
				108	55	25.78				26.16	0
				108	109	24.86				24.92	1
				216	0	24.61				25.00	1
			16QAM	1	1	23.72				24.39	1
			64QAM	1	1	22.34				22.98	2.5
			256QAM	1	1	20.64				21.08	4.5
CP	QPSK	1	1	23.37				23.97	1.5		

NR Band n41_90 MHz Bandwidth

Bandwidth	SCS(kHz)	OFDM	Modulation	RB Size	RB Offset	Max. Average Power (dBm)				MPR [dB]	
						508200					528996
						2541 MHz					2644.98 MHz
90 MHz	30	DFT-s	pi/2 BPSK	1	1	24.83				25.56	0
				1	123	25.85				26.13	0
				1	243	25.40				25.20	0
				120	0	24.99				25.63	0.5
				120	63	25.87				26.21	0
				120	125	25.36				25.32	0.5
			243	0	25.19				25.56	0.5	
			QPSK	1	1	24.71				25.46	0
				1	123	25.77				26.07	0
				1	243	25.32				25.12	0
				120	0	24.48				25.21	1
				120	63	25.87				26.22	0
				120	125	24.85				24.89	1
			16QAM	243	0	24.69				25.05	1
				1	1	23.89				24.53	1
				1	1	22.15				22.94	2.5
				1	1	20.46				21.28	4.5
			CP	pi/2 BPSK	1	1	23.25				23.87

NR Band n41_100 MHz Bandwidth

Bandwidth	SCS(kHz)	OFDM	Modulation	RB Size	RB Offset	Max. Average Power (dBm)				MPR [dB]	
								518598			
								2592.99 MHz			
100 MHz	30	DFT-s	pi/2 BPSK	1	1			24.97			0
				1	137			26.26			0
				1	271			25.14			0
				135	0			25.40			0.5
				135	69			26.17			0
				135	138			25.42			0.5
			270	0			25.41			0.5	
			QPSK	1	1			24.89			0
				1	137			26.17			0
				1	271			25.09			0
				135	0			24.92			1
				135	69			26.21			0
				135	138			24.92			1
			16QAM	270	0			24.92			1
				1	1			23.83			1
				1	1			22.28			2.5
				1	1			20.64			4.5
			CP	QPSK	1	1				23.53	

[NR Band n66 Conducted Power]

NR Band n66 _5 MHz Bandwidth

Bandwidth	SCS(kHz)	OFDM	Modulation	RB Size	RB Offset	Max. Average Power [dBm]			MPR [dB]
						342500	349000	355500	
						1712.5 MHz	1745 MHz	1777.5 MHz	
5 MHz	15	DFT-s OFDM	pi/2 BPSK	1	1	23.49	23.87	24.08	0
				1	13	23.60	23.89	24.09	0
				1	23	23.37	23.96	24.11	0
				12	0	23.16	23.46	23.71	0.5
				12	7	23.61	23.95	24.18	0
				12	13	23.06	23.48	23.62	0.5
			25	0	23.10	23.47	23.66	0.5	
			QPSK	1	1	23.27	23.92	24.18	0
				1	13	23.30	23.95	24.18	0
				1	23	23.16	23.98	24.15	0
				12	0	22.68	22.95	23.25	1
				12	7	23.61	24.01	24.22	0
				12	13	22.58	22.95	23.16	1
			25	0	22.64	22.97	23.20	1	
			16QAM	1	1	22.20	22.90	23.12	1
			64QAM	1	1	20.62	21.24	21.43	2.5
256QAM	1	1	18.71	19.04	19.27	4.5			
CP	QPSK	1	1	22.20	22.57	22.76	1.5		

NR Band n66 _10 MHz Bandwidth

Bandwidth	SCS(kHz)	OFDM	Modulation	RB Size	RB Offset	Max. Average Power [dBm]			MPR [dB]
						343000	349000	355000	
						1715 MHz	1745 MHz	1775 MHz	
10 MHz	15	DFT-s OFDM	pi/2 BPSK	1	1	23.53	23.67	23.98	0
				1	26	23.53	23.79	23.98	0
				1	50	23.49	23.88	23.98	0
				25	0	23.12	23.23	23.47	0.5
				25	14	23.59	23.83	24.08	0
				25	27	23.04	23.34	23.63	0.5
			50	0	23.08	23.29	23.54	0.5	
			QPSK	1	1	23.51	23.66	23.99	0
				1	26	23.53	23.80	24.03	0
				1	50	23.49	23.84	23.97	0
				25	0	22.64	22.76	22.99	1
				25	14	23.62	23.80	24.09	0
				25	27	22.53	22.89	23.10	1
			50	0	22.61	22.80	23.02	1	
			16QAM	1	1	22.45	22.67	22.84	1
			64QAM	1	1	20.77	20.97	20.99	2.5
256QAM	1	1	18.63	18.80	19.07	4.5			
CP	QPSK	1	1	22.09	22.31	22.63	1.5		

NR Band n66 _ 15 MHz Bandwidth

Bandwidth	SCS(kHz)	OFDM	Modulation	RB Size	RB Offset	Max. Average Power [dBm]			MPR [dB]
						343500	349000	354500	
						1717.5 MHz	1745 MHz	1772.5 MHz	
15 MHz	15	DFT-s OFDM	pi/2 BPSK	1	1	23.59	23.75	23.87	0
				1	40	23.67	23.94	24.10	0
				1	77	23.57	23.96	23.99	0
				36	0	23.17	23.38	23.51	0.5
				36	22	23.66	24.01	24.13	0
				36	43	23.18	23.53	23.69	0.5
			QPSK	75	0	23.25	23.46	23.63	0.5
				1	1	23.51	23.77	23.55	0
				1	40	23.65	23.99	23.77	0
				1	77	23.30	23.94	23.79	0
				36	0	22.73	22.85	23.04	1
				36	22	23.73	24.03	24.16	0
			16QAM	36	43	22.70	23.05	23.22	1
				75	0	22.77	22.95	23.13	1
				1	1	22.28	22.72	22.46	1
				1	1	20.70	21.13	20.67	2.5
256QAM	1	1	18.76	18.89	19.03	4.5			
	CP	QPSK	1	1	22.21	22.47	22.48	1.5	

NR Band n66 _ 20 MHz Bandwidth

Bandwidth	SCS(kHz)	OFDM	Modulation	RB Size	RB Offset	Max. Average Power [dBm]			MPR [dB]
						344000	349000	354000	
						1720 MHz	1745 MHz	1770 MHz	
20 MHz	15	DFT-s OFDM	pi/2 BPSK	1	1	23.50	23.74	23.87	0
				1	53	23.64	23.99	24.08	0
				1	104	23.57	23.94	24.00	0
				50	0	23.24	23.27	23.48	0.5
				50	28	23.65	24.00	24.21	0
				50	56	23.19	23.51	23.84	0.5
			QPSK	100	0	23.17	23.41	23.61	0.5
				1	1	23.30	23.73	23.56	0
				1	53	23.28	23.99	23.68	0
				1	104	23.14	23.90	23.60	0
				50	0	22.79	22.82	23.01	1
				50	28	23.70	24.03	24.21	0
			16QAM	50	56	22.69	23.00	23.35	1
				100	0	22.75	22.93	23.19	1
				1	1	22.04	22.73	22.40	1
				1	1	20.48	21.03	20.63	2.5
256QAM	1	1	18.65	18.83	18.96	4.5			
	CP	QPSK	1	1	22.14	22.31	22.48	1.5	

NR Band n66 _ 25 MHz Bandwidth

Bandwidth	SCS(kHz)	OFDM	Modulation	RB Size	RB Offset	Max. Average Power [dBm]			MPR [dB]
						344500	349000	353500	
						1722.5 MHz	1745 MHz	1767.5 MHz	
25 MHz	15	DFT-s OFDM	pi/2 BPSK	1	1	23.40	23.56	23.84	0
				1	66	23.66	24.06	24.15	0
				1	131	23.47	23.89	24.00	0
				64	0	23.14	23.30	23.58	0.5
				64	35	23.67	24.03	24.14	0
				64	69	23.14	23.53	23.71	0.5
			QPSK	128	0	23.10	23.36	23.61	0.5
				1	1	22.94	23.25	23.30	0
				1	66	23.21	23.84	23.62	0
				1	131	22.98	23.43	23.50	0
				64	0	22.60	22.81	23.04	1
				64	35	23.69	24.12	24.16	0
			16QAM	64	69	22.66	23.04	23.30	1
				128	0	22.65	22.89	23.16	1
				1	1	21.91	22.26	22.34	1
			64QAM	1	1	20.35	20.69	20.63	2.5
1	1	18.59		18.70	18.95	4.5			
256QAM	1	1	18.59	18.70	18.95	4.5			
CP	QPSK	1	1	22.04	22.19	22.47	1.5		

NR Band n66 _ 30 MHz Bandwidth

Bandwidth	SCS(kHz)	OFDM	Modulation	RB Size	RB Offset	Max. Average Power [dBm]			MPR [dB]
							349000		
							1745 MHz		
30 MHz	15	DFT-s OFDM	pi/2 BPSK	1	1		23.43		0
				1	80		23.99		0
				1	158		23.59		0
				80	0		23.24		0.5
				80	40		24.03		0
				80	80		23.43		0.5
			QPSK	160	0		23.29		0.5
				1	1		22.96		0
				1	80		23.55		0
				1	158		23.21		0
				80	0		22.75		1
				80	40		24.03		0
			16QAM	80	80		22.96		1
				160	0		22.82		1
				1	1		22.02		1
			64QAM	1	1		20.38		2.5
1	1			18.59		4.5			
256QAM	1	1		18.59		4.5			
CP	QPSK	1	1		22.10		1.5		

NR Band n66 _ 40 MHz Bandwidth

Bandwidth	SCS(kHz)	OFDM	Modulation	RB Size	RB Offset	Max. Average Power [dBm]		MPR [dB]
						349000	1745 MHz	
40 MHz	15	DFT-s OFDM	pi/2 BPSK	1	1		23.17	0
				1	108		23.97	0
				1	214		23.33	0
				108	0		22.98	0.5
				108	54		23.99	0
				108	108		23.25	0.5
			216	0		23.13	0.5	
			QPSK	1	1		22.62	0
				1	108		23.55	0
				1	214		22.94	0
				108	0		22.53	1
				108	54		24.03	0
				108	108		22.77	1
				216	0		22.61	1
			16QAM	1	1		21.72	1
			64QAM	1	1		20.10	2.5
			256QAM	1	1		18.30	4.5
CP	QPSK	1	1		21.80	1.5		

[NR Band n71 Conducted Power]

NR Band n71 _ 5 MHz Bandwidth

Bandwidth	SCS(kHz)	OFDM	Modulation	RB Size	RB Offset	Max. Average Power [dBm]			MPR [dB]
						133100	136100	139100	
						665.5 MHz	680.5 MHz	695.5 MHz	
5 MHz	15	DFT-s OFDM	pi/2 BPSK	1	1	23.72	23.50	23.64	0
				1	13	23.72	23.50	23.65	0
				1	23	23.67	23.53	23.65	0
				12	0	23.33	23.16	23.23	0.5
				12	7	23.84	23.57	23.75	0
				12	13	23.33	23.02	23.19	0.5
			QPSK	25	0	23.34	23.09	23.26	0.5
				1	1	23.87	23.55	23.66	0
				1	13	23.83	23.53	23.67	0
				1	23	23.73	23.54	23.70	0
				12	0	22.91	22.67	22.74	1
				12	7	23.86	23.61	23.79	0
			16QAM	12	13	22.82	22.51	22.70	1
				25	0	22.86	22.63	22.75	1
				1	1	22.83	22.59	22.71	1
				1	1	21.17	20.89	20.96	2.5
				1	1	18.94	18.70	18.76	4.5
				1	1	22.55	22.27	22.30	1.5

NR Band n71 _ 10 MHz Bandwidth

Bandwidth	SCS(kHz)	OFDM	Modulation	RB Size	RB Offset	Max. Average Power (dBm)			MPR [dB]
						133600	136100	138600	
						668 MHz	680.5 MHz	693 MHz	
10 MHz	15	DFT-s OFDM	pi/2 BPSK	1	1	23.62	23.34	23.48	0
				1	26	23.55	23.35	23.53	0
				1	50	23.49	23.39	23.49	0
				25	0	23.10	23.00	23.00	0.5
				25	14	23.60	23.42	23.59	0
				25	27	23.26	22.91	23.12	0.5
			QPSK	50	0	23.17	22.95	23.02	0.5
				1	1	23.65	23.36	23.47	0
				1	26	23.54	23.36	23.51	0
				1	50	23.50	23.40	23.50	0
				25	0	22.61	22.53	22.48	1
				25	14	23.64	23.47	23.59	0
			16QAM	25	27	22.74	22.38	22.65	1
				50	0	22.67	22.49	22.51	1
				1	1	22.63	22.34	22.47	1
				1	1	20.97	20.69	20.75	2.5
				1	1	18.74	18.46	18.53	4.5
				1	1	22.27	21.94	22.09	1.5

NR Band n71 _ 15 MHz Bandwidth

Bandwidth	SCS(kHz)	OFDM	Modulation	RB Size	RB Offset	Max. Average Power (dBm)		MPR [dB]
							136100	
							680.5 MHz	
15 MHz	15	DFT-s OFDM	pi/2 BPSK	1	1		23.57	0
				1	40		23.57	0
				1	77		23.52	0
				36	0		23.15	0.5
				36	22		23.61	0
				36	43		23.13	0.5
				75	0		23.13	0.5
			QPSK	1	1		23.60	0
				1	40		23.56	0
				1	77		23.56	0
				36	0		22.68	1
				36	22		23.62	0
				36	43		22.60	1
				75	0		22.68	1
			16QAM	1	1		22.57	1
			64QAM	1	1		20.89	2.5
256QAM	1	1		18.70	4.5			
CP	QPSK	1	1		22.25	1.5		

NR Band n71 _ 20 MHz Bandwidth

Bandwidth	SCS(kHz)	OFDM	Modulation	RB Size	RB Offset	Max. Average Power (dBm)		MPR [dB]
							136100	
							680.5 MHz	
20 MHz	15	DFT-s OFDM	pi/2 BPSK	1	1		23.60	0
				1	53		23.58	0
				1	104		23.63	0
				50	0		23.13	0.5
				50	28		23.63	0
				50	56		23.12	0.5
				100	0		23.16	0.5
			QPSK	1	1		23.59	0
				1	53		23.56	0
				1	104		23.62	0
				50	0		22.69	1
				50	28		23.68	0
				50	56		22.67	1
				100	0		22.71	1
			16QAM	1	1		22.62	1
			64QAM	1	1		20.91	2.5
256QAM	1	1		18.69	4.5			
CP	QPSK	1	1		22.25	1.5		

[NR Band n77 Conducted Power_Power Class 3]

NR Band n77_ 10 MHz Bandwidth

Bandwidth	SCS(kHz)	OFDM	Modulation	RB Size	RB Offset	Max. Average Power (dBm)						MPR [dB]
						647000	650600	654200	657800	661400	665000	
						3705 MHz	3759 MHz	3813 MHz	3867 MHz	3921 MHz	3975 MHz	
10 MHz	30	DFT-s OFDM	pi/2 BPSK	1	1	23.87	24.05	23.53	23.13	23.52	23.86	0
				1	12	24.04	24.15	23.57	23.28	23.63	23.99	0
				1	22	23.94	24.02	23.47	23.12	23.63	23.90	0
				12	0	23.48	23.64	23.09	22.72	23.12	23.49	0.5
				12	6	24.00	24.13	23.54	23.21	23.67	23.95	0
				12	12	23.48	23.62	23.05	22.72	23.19	23.50	0.5
			QPSK	24	0	23.48	23.64	23.07	22.72	23.16	23.46	0.5
				1	1	23.85	24.05	23.52	23.13	23.48	23.83	0
				1	12	23.97	24.14	23.55	23.16	23.64	23.88	0
				1	22	23.90	24.00	23.40	23.11	23.63	23.86	0
				12	0	22.99	23.16	22.60	22.21	22.68	22.99	1
				12	6	24.00	24.15	23.54	23.23	23.70	23.96	0
			16QAM	12	12	23.02	23.12	22.57	22.23	22.71	23.05	1
				24	0	23.00	23.15	22.60	22.20	22.70	22.96	1
				1	1	22.87	23.04	22.53	22.09	22.50	22.84	1
			64QAM	1	1	21.17	21.39	20.90	20.52	20.90	21.23	2.5
				1	1	19.44	19.73	19.26	18.63	19.21	19.56	4.5
			256QAM	1	1	19.44	19.73	19.26	18.63	19.21	19.56	4.5
1	1	22.37		22.51	21.91	21.62	21.99	22.28	1.5			
CP	QPSK	1	1	22.37	22.51	21.91	21.62	21.99	22.28	1.5		

NR Band n77_ 15 MHz Bandwidth

Bandwidth	SCS(kHz)	OFDM	Modulation	RB Size	RB Offset	Max. Average Power (dBm)						MPR [dB]
						647168	650700	654232	657766	661300	664832	
						3707.52 MHz	3760.5 MHz	3813.49 MHz	3866.5 MHz	3919.5 MHz	3972.48 MHz	
15 MHz	30	DFT-s OFDM	pi/2 BPSK	1	1	23.86	24.07	23.49	23.09	23.46	23.87	0
				1	18	24.01	24.08	23.53	23.18	23.64	23.96	0
				1	36	23.95	23.97	23.40	23.11	23.65	23.89	0
				18	0	23.47	23.64	23.07	22.73	23.08	23.50	0.5
				18	9	23.99	24.13	23.56	23.20	23.67	24.03	0
				18	18	23.54	23.60	22.99	22.70	23.20	23.49	0.5
			QPSK	36	0	23.51	23.62	23.04	22.72	22.54	23.51	0.5
				1	1	23.81	24.07	23.47	23.07	22.84	23.84	0
				1	18	23.97	24.11	23.48	23.13	23.56	23.93	0
				1	36	23.92	23.91	23.34	23.08	23.56	23.87	0
				18	0	22.98	23.17	22.61	22.22	22.53	23.05	1
				18	9	24.01	24.14	23.56	23.23	23.62	24.00	0
			16QAM	18	18	23.08	23.11	22.49	22.21	22.65	23.01	1
				36	0	23.04	23.14	22.55	22.23	22.61	23.01	1
				1	1	22.85	23.13	22.46	22.09	22.39	22.85	1
			64QAM	1	1	21.24	21.43	20.87	20.47	20.91	21.36	2.5
				1	1	19.60	19.62	19.05	18.76	18.98	19.64	4.5
			256QAM	1	1	19.60	19.62	19.05	18.76	18.98	19.64	4.5
1	1	22.33		22.54	21.94	21.52	21.90	22.28	1.5			
CP	QPSK	1	1	22.33	22.54	21.94	21.52	21.90	22.28	1.5		

NR Band n77_ 20 MHz Bandwidth

Bandwidth	SCS(kHz)	OFDM	Modulation	RB Size	RB Offset	Max. Average Power (dBm)						MPR [dB]
						647334	650800	654266	657734	661200	664666	
						3710.01 MHz	3762 MHz	3813.99 MHz	3866.01 MHz	3918 MHz	3969.99 MHz	
20 MHz	30	DFT-s OFDM	pi/2 BPSK	1	1	23.79	24.00	23.46	23.02	23.30	23.74	0
				1	26	23.96	24.02	23.48	23.12	23.57	23.93	0
				1	49	23.93	23.83	23.26	22.98	23.55	23.87	0
				25	0	23.44	23.59	23.06	22.68	23.01	23.45	0.5
				25	13	24.02	24.09	23.52	23.18	23.59	24.01	0
				25	26	23.52	23.49	22.94	22.66	23.12	23.46	0.5
				50	0	23.47	23.58	22.99	22.64	23.07	23.47	0.5
			QPSK	1	1	23.76	23.97	23.42	23.01	23.32	23.72	0
				1	26	23.94	24.00	23.43	23.11	23.53	23.85	0
				1	49	23.91	23.82	23.24	22.96	23.50	23.76	0
				25	0	22.94	23.06	22.53	22.16	22.53	22.95	1
				25	13	24.03	24.11	23.53	23.19	23.62	24.00	0
				25	26	23.01	22.98	22.43	22.16	22.63	22.95	1
				50	0	23.01	23.09	22.53	22.17	22.58	22.95	1
			16QAM	1	1	22.79	23.06	22.53	22.02	22.20	22.75	1
			64QAM	1	1	21.17	21.47	20.80	20.38	20.71	21.11	2.5
			256QAM	1	1	19.38	19.60	19.21	18.84	18.79	19.31	4.5
			CP	QPSK	1	1	22.28	22.48	21.94	21.50	21.73	22.15

NR Band n77_ 40 MHz Bandwidth

Bandwidth	SCS(kHz)	OFDM	Modulation	RB Size	RB Offset	Max. Average Power (dBm)						MPR [dB]
						648000	651200	654400	657600	660800	664000	
						3720 MHz	3768 MHz	3816 MHz	3864 MHz	3912 MHz	3960 MHz	
40 MHz	30	DFT-s OFDM	pi/2 BPSK	1	1	23.43	23.65	23.06	22.88	22.87	23.32	0
				1	53	24.13	24.05	23.41	23.32	23.60	23.89	0
				1	104	23.70	23.38	22.95	22.69	23.25	23.49	0
				50	0	23.40	23.46	22.95	22.75	22.81	23.32	0.5
				50	28	24.09	24.00	23.44	23.25	23.54	23.91	0
				50	56	23.54	23.30	22.84	22.57	23.03	23.32	0.5
				100	0	23.50	23.42	22.92	22.69	22.96	23.36	0.5
			QPSK	1	1	23.41	23.63	23.04	22.86	22.87	23.31	0
				1	53	24.05	23.94	23.40	23.22	23.55	23.89	0
				1	104	23.68	23.35	22.94	22.69	23.22	23.45	0
				50	0	22.90	22.96	22.43	22.24	22.33	22.83	1
				50	28	24.08	23.99	23.45	23.28	23.58	23.90	0
				50	56	23.05	22.81	22.33	22.08	22.55	22.85	1
				100	0	23.01	22.93	22.43	22.19	22.47	22.86	1
			16QAM	1	1	22.39	22.61	22.04	21.85	21.76	22.32	1
			64QAM	1	1	20.88	21.11	20.48	20.30	20.21	20.75	2.5
			256QAM	1	1	19.14	19.35	18.75	18.52	18.34	19.10	4.5
			CP	QPSK	1	1	21.93	22.16	21.53	21.36	21.34	21.82

NR Band n77_50 MHz Bandwidth

Bandwidth	SCS(kHz)	OFDM	Modulation	RB Size	RB Offset	Max. Average Power (dBm)						MPR [dB]
						648334	652166	656000		659834	663666	
						3725.01 MHz	3782.49 MHz	3840 MHz		3897.51 MHz	3954.99 MHz	
50 MHz	30	DFT-s OFDM	pi/2 BPSK	1	1	23.59	23.88	23.16		22.85	23.61	0
				1	67	24.04	23.84	23.35		23.34	23.91	0
				1	131	24.15	23.36	23.01		23.44	23.64	0
				64	0	23.42	23.47	22.92		22.69	23.43	0.5
				64	35	24.10	23.91	23.42		23.42	23.98	0
				64	69	23.68	23.20	22.78		23.01	23.40	0.5
				128	0	23.55	23.33	22.86		22.81	23.39	0.5
			QPSK	1	1	23.58	23.88	23.15		22.85	23.58	0
				1	67	24.03	23.83	23.32		23.36	23.88	0
				1	131	24.12	23.34	23.01		23.40	23.65	0
				64	0	22.93	23.01	22.43		22.21	22.95	1
				64	35	24.13	23.92	23.43		23.40	23.98	0
				64	69	23.18	22.67	22.28		22.52	22.93	1
				128	0	23.06	22.84	22.37		22.35	22.93	1
			16QAM	1	1	22.62	22.88	22.18		21.88	22.48	1
			64QAM	1	1	20.98	21.29	20.59		20.24	20.99	2.5
			256QAM	1	1	19.25	19.52	18.86		18.54	18.94	4.5
CP	QPSK	1	1	22.13	22.42	21.68		21.33	22.04	1.5		

NR Band n77_60 MHz Bandwidth

Bandwidth	SCS(kHz)	OFDM	Modulation	RB Size	RB Offset	Max. Average Power (dBm)						MPR [dB]
						648668	653556			658444	663332	
						3730.02 MHz	3803.34 MHz			3876.66 MHz	3949.98 MHz	
60 MHz	30	DFT-s OFDM	pi/2 BPSK	1	1	23.63	23.60			22.87	23.28	0
				1	81	24.17	23.57			23.21	23.84	0
				1	160	23.87	23.04			23.25	23.63	0
				81	0	23.51	23.26			22.66	23.28	0.5
				81	41	24.19	23.66			23.24	23.91	0
				81	81	23.67	22.90			22.82	23.37	0.5
				162	0	23.58	23.10			22.74	23.31	0.5
			QPSK	1	1	23.62	23.58			22.88	23.25	0
				1	81	24.13	23.59			23.14	23.87	0
				1	160	23.86	23.07			23.19	23.64	0
				81	0	22.99	22.80			22.19	22.78	1
				81	41	24.20	23.67			23.26	23.90	0
				81	81	23.16	22.42			22.35	22.87	1
				162	0	23.09	22.59			22.26	22.82	1
			16QAM	1	1	22.51	22.61			21.78	22.30	1
			64QAM	1	1	20.98	20.96			20.38	20.65	2.5
			256QAM	1	1	19.25	19.38			18.57	18.91	4.5
CP	QPSK	1	1	22.13	22.14			21.37	21.73	1.5		

NR Band n77_70 MHz Bandwidth

Bandwidth	SCS(kHz)	OFDM	Modulation	RB Size	RB Offset	Max. Average Power (dBm)						MPR [dB]	
						649000	654336			658334	663000		
						3735 MHz	3804.99 MHz			3875.01 MHz	3945 MHz		
70 MHz	30	DFT-s OFDM	pi/2 BPSK	1	1	23.46	23.30			22.89	23.08	0	
				1	95	24.12	23.44			23.19	23.87	0	
				1	187	23.84	23.14			23.34	23.77	0	
				90	0	23.38	23.10			22.69	23.14	0.5	
				90	50	24.17	23.55			23.30	23.92	0	
				90	99	23.69	22.91			22.91	23.51	0.5	
				180	0	23.56	23.02			22.80	23.31	0.5	
			QPSK	1	1	23.44	23.32			22.93	23.02	0	
				1	95	24.12	23.43			23.20	23.83	0	
				1	187	23.78	23.15			23.31	23.69	0	
				90	0	22.90	22.57			22.17	22.65	1	
				90	50	24.17	23.53			23.32	23.92	0	
				90	99	23.21	22.44			22.42	23.04	1	
			16QAM	1	1	22.46	22.29			21.87	22.03	1	
				64QAM	1	1	20.70	20.57			20.08	20.34	2.5
				256QAM	1	1	18.80	18.93			18.62	18.90	4.5
			CP	QPSK	1	1	21.90	21.78			21.39	21.36	1.5

NR Band n77_80 MHz Bandwidth

Bandwidth	SCS(kHz)	OFDM	Modulation	RB Size	RB Offset	Max. Average Power (dBm)						MPR [dB]	
						649334		656000		662666			
						3740.01 MHz		3840 MHz		3939.99 MHz			
80 MHz	30	DFT-s OFDM	pi/2 BPSK	1	1	23.44		23.09		22.99		0	
				1	109	24.17		23.35		23.86		0	
				1	215	23.54		22.81		23.55		0	
				108	0	23.52		22.93		23.13		0.5	
				108	55	24.20		23.42		23.94		0	
				108	109	23.59		22.77		23.47		0.5	
				216	0	23.55		22.83		23.28		0.5	
			QPSK	1	1	23.42		23.07		23.00		0	
				1	109	24.12		23.32		23.84		0	
				1	215	23.49		22.78		23.49		0	
				108	0	23.00		22.42		22.60		1	
				108	55	24.20		23.43		23.93		0	
				108	109	23.10		22.29		22.96		1	
			16QAM	1	1	22.52		21.93		22.03		1	
				64QAM	1	1	20.67		20.48		20.24		2.5
				256QAM	1	1	19.04		18.43		18.61		4.5
			CP	QPSK	1	1	21.84		21.50		21.39		1.5

NR Band n77_ 90 MHz Bandwidth

Bandwidth	SCS(kHz)	OFDM	Modulation	RB Size	RB Offset	Max. Average Power (dBm)					MPR [dB]		
						649668		656000		662332			
						3745.02 MHz		3840 MHz		3934.98 MHz			
90 MHz	30	DFT-s OFDM	pi/2 BPSK	1	1	23.21		23.05		22.87		0	
				1	123	24.12		23.39		23.87		0	
				1	243	23.45		22.76		23.31		0	
				120	0	23.37		22.93		23.12		0.5	
				120	63	24.14		23.44		23.88		0	
				120	125	23.50		22.72		23.33		0.5	
				243	0	23.47		22.85		23.23		0.5	
			QPSK	1	1	23.21		23.02		22.84		0	
				1	123	24.12		23.36		23.82		0	
				1	243	23.47		22.77		23.31		0	
				120	0	22.87		22.45		22.64		1	
				120	63	24.18		23.45		23.88		0	
				120	125	23.02		22.23		22.83		1	
			16QAM	1	1	22.30		22.00		21.92		1	
				64QAM	1	1	20.61		20.41		20.21		2.5
				256QAM	1	1	19.01		18.81		18.47		4.5
CP	QPSK	1	1	21.73		21.55		21.33		1.5			

NR Band n77_ 100 MHz Bandwidth

Bandwidth	SCS(kHz)	OFDM	Modulation	RB Size	RB Offset	Max. Average Power (dBm)					MPR [dB]	
						650000				662000		
						3750 MHz				3930 MHz		
100 MHz	30	DFT-s OFDM	pi/2 BPSK	1	1	23.16				22.53		0
				1	137	24.22				23.81		0
				1	271	23.08				23.31		0
				135	0	23.41				22.58		0.5
				135	69	24.16				23.71		0
				135	138	23.34				23.19		0.5
				270	0	23.38				22.97		0.5
			QPSK	1	1	23.20				22.42		0
				1	137	24.25				23.69		0
				1	271	23.10				23.19		0
				135	0	22.95				22.31		1
				135	69	24.19				23.70		0
				135	138	22.87				22.72		1
			16QAM	1	1	22.09				21.49		1
				64QAM	1	1	20.55			20.13		2.5
				256QAM	1	1	18.59			18.30		4.5
CP	QPSK	1	1	21.65				21.09		1.5		

[NR Band n77 Conducted Power_Power Class 2]

NR Band n77_ 10 MHz Bandwidth

Bandwidth	SCS(kHz)	OFDM	Modulation	RB Size	RB Offset	Max. Average Power (dBm)						MPR [dB]
						647000	650600	654200	657800	661400	665000	
						3705 MHz	3759 MHz	3813 MHz	3867 MHz	3921 MHz	3975 MHz	
10 MHz	30	DFT-s OFDM	pi/2 BPSK	1	1	26.02	26.07	25.69	25.57	25.93	26.17	0
				1	12	26.19	26.21	25.76	25.70	26.08	26.27	0
				1	22	26.10	25.99	25.70	25.56	26.00	26.20	0
				12	0	25.60	25.64	25.27	25.17	25.56	25.81	0.5
				12	6	26.13	26.15	25.77	25.66	26.04	26.29	0
				12	12	25.65	25.63	25.27	25.16	25.59	25.83	0.5
			24	0	25.63	25.64	25.29	25.14	25.59	25.80	0.5	
			QPSK	1	1	26.01	26.02	25.67	25.53	25.88	26.11	0
				1	12	26.12	26.09	25.78	25.63	26.00	26.24	0
				1	22	26.05	25.98	25.64	25.51	25.97	26.14	0
				12	0	25.10	25.19	24.83	24.81	25.08	25.33	1
				12	6	26.14	26.17	25.78	25.69	26.07	26.32	0
				12	12	25.17	25.15	24.93	24.79	25.09	25.34	1
			24	0	25.16	25.17	24.79	24.80	25.08	25.33	1	
			16QAM	1	1	24.89	25.04	24.53	24.48	24.83	25.07	1
			64QAM	1	1	23.53	23.55	23.23	23.07	23.48	23.65	2.5
			256QAM	1	1	21.82	21.91	21.46	21.44	21.90	22.28	4.5
CP	QPSK	1	1	24.55	24.74	24.41	24.15	24.55	24.53	1.5		

NR Band n77_ 15 MHz Bandwidth

Bandwidth	SCS(kHz)	OFDM	Modulation	RB Size	RB Offset	Max. Average Power (dBm)						MPR [dB]
						647168	650700	654232	657766	661300	664832	
						3707.52 MHz	3760.5 MHz	3813.49 MHz	3866.5 MHz	3919.5 MHz	3972.48 MHz	
15 MHz	30	DFT-s OFDM	pi/2 BPSK	1	1	26.03	26.06	25.75	25.58	25.93	26.28	0
				1	18	26.16	26.12	25.75	25.64	26.07	26.33	0
				1	36	26.13	26.01	25.67	25.58	26.04	26.26	0
				18	0	25.63	25.66	25.33	25.17	25.54	25.88	0.5
				18	9	26.17	26.15	25.79	25.70	26.10	26.42	0
				18	18	25.70	25.67	25.33	25.19	25.63	25.90	0.5
			36	0	25.67	25.69	25.31	25.16	25.62	25.90	0.5	
			QPSK	1	1	26.02	26.07	25.70	25.53	25.89	26.24	0
				1	18	26.13	26.09	25.70	25.62	25.96	26.30	0
				1	36	26.09	25.97	25.65	25.54	25.97	26.22	0
				18	0	25.14	25.20	24.82	24.81	25.07	25.40	1
				18	9	26.18	26.19	25.82	25.71	26.09	26.44	0
				18	18	25.22	25.17	24.94	24.83	25.13	25.47	1
			36	0	25.15	25.18	24.86	24.79	25.12	25.39	1	
			16QAM	1	1	25.06	25.11	24.74	24.66	24.76	25.27	1
			64QAM	1	1	23.56	23.62	23.27	23.06	23.45	23.82	2.5
			256QAM	1	1	21.59	21.53	21.15	21.46	21.58	21.91	4.5
CP	QPSK	1	1	24.48	24.53	24.33	24.13	24.51	24.61	1.5		

NR Band n77_ 20 MHz Bandwidth

Bandwidth	SCS(kHz)	OFDM	Modulation	RB Size	RB Offset	Max. Average Power (dBm)						MPR [dB]
						647334	650800	654266	657734	661200	664666	
						3710.01 MHz	3762 MHz	3813.99 MHz	3866.01 MHz	3918 MHz	3969.99 MHz	
20 MHz	30	DFT-s OFDM	pi/2 BPSK	1	1	26.07	26.11	25.74	25.55	25.86	26.20	0
				1	26	26.19	26.13	25.73	25.64	26.04	26.34	0
				1	49	26.11	26.00	25.60	25.58	26.01	26.26	0
				25	0	25.67	25.71	25.35	25.17	25.48	25.88	0.5
				25	13	26.25	26.20	25.83	25.69	26.07	26.39	0
				25	26	25.75	25.64	25.24	25.15	25.60	25.88	0.5
			QPSK	50	0	25.75	25.67	25.31	25.17	25.55	25.87	0.5
				1	1	26.06	26.06	25.68	25.52	25.81	26.14	0
				1	26	26.18	26.08	25.72	25.60	25.97	26.25	0
				1	49	26.10	25.92	25.55	25.52	25.96	26.16	0
				25	0	25.18	25.22	24.83	24.81	24.98	25.38	1
				25	13	26.25	26.21	25.83	25.70	26.07	26.42	0
			16QAM	25	26	25.27	25.12	24.88	24.80	25.09	25.40	1
				50	0	25.26	25.19	24.94	24.81	25.07	25.40	1
				1	1	25.09	24.98	24.46	24.69	24.70	25.05	1
			64QAM	1	1	23.60	23.62	23.27	23.06	23.37	23.72	2.5
1	1	21.91		21.98	21.59	21.41	21.69	22.15	4.5			
256QAM	1	1	21.91	21.98	21.59	21.41	21.69	22.15	4.5			
	1	1	24.55	24.59	24.41	24.10	24.40	24.60	1.5			
CP	QPSK	1	1	24.55	24.59	24.41	24.10	24.40	24.60	1.5		

NR Band n77_ 40 MHz Bandwidth

Bandwidth	SCS(kHz)	OFDM	Modulation	RB Size	RB Offset	Max. Average Power (dBm)						MPR [dB]
						648000	651200	654400	657600	660800	664000	
						3720 MHz	3768 MHz	3816 MHz	3864 MHz	3912 MHz	3960 MHz	
40 MHz	30	DFT-s OFDM	pi/2 BPSK	1	1	25.74	25.74	25.34	25.32	25.41	25.77	0
				1	53	26.37	26.22	25.83	25.81	26.04	26.33	0
				1	104	25.82	25.54	25.32	25.20	25.69	25.88	0
				50	0	25.64	25.56	25.17	25.19	25.38	25.74	0.5
				50	28	26.30	26.13	25.75	25.73	26.04	26.37	0
				50	56	25.72	25.44	25.16	25.09	25.48	25.75	0.5
			QPSK	100	0	25.71	25.57	25.19	25.20	25.44	25.79	0.5
				1	1	25.70	25.71	25.30	25.31	25.37	25.73	0
				1	53	26.25	26.12	25.72	25.77	26.00	26.30	0
				1	104	25.83	25.53	25.32	25.16	25.64	25.86	0
				50	0	25.16	25.08	24.78	24.79	24.88	25.26	1
				50	28	26.30	26.11	25.74	25.74	26.05	26.39	0
			16QAM	50	56	25.21	24.96	24.77	24.71	24.98	25.27	1
				100	0	25.23	25.07	24.77	24.81	24.95	25.31	1
				1	1	24.63	24.59	24.30	24.39	24.41	24.72	1
			64QAM	1	1	23.18	23.21	22.80	22.82	22.88	23.26	2.5
1	1	21.63		21.63	21.19	21.18	21.30	21.72	4.5			
256QAM	1	1	21.63	21.63	21.19	21.18	21.30	21.72	4.5			
	1	1	24.29	24.23	23.91	23.90	23.95	24.28	1.5			
CP	QPSK	1	1	24.29	24.23	23.91	23.90	23.95	24.28	1.5		

NR Band n77_50 MHz Bandwidth

Bandwidth	SCS(kHz)	OFDM	Modulation	RB Size	RB Offset	Max. Average Power (dBm)						MPR [dB]	
						648334	652166	656000		659834	663666		
						3725.01 MHz	3782.49 MHz	3840 MHz		3897.51 MHz	3954.99 MHz		
50 MHz	30	DFT-s OFDM	pi/2 BPSK	1	1	25.91	26.02	25.46		25.34	26.07	0	
				1	67	26.24	26.05	25.73		25.84	26.41	0	
				1	131	26.17	25.59	25.44		25.88	26.13	0	
				64	0	25.69	25.67	25.29		25.20	25.90	0.5	
				64	35	26.34	26.11	25.78		25.92	26.51	0	
				64	69	25.84	25.40	25.22		25.49	25.92	0.5	
			QPSK	128	0	25.78	25.55	25.26		25.34	25.95	0.5	
				1	1	25.92	25.99	25.49		25.35	26.04	0	
				1	67	26.26	26.04	25.73		25.83	26.40	0	
				1	131	26.16	25.51	25.41		25.89	26.13	0	
				64	0	25.22	25.20	24.87		24.88	25.42	1	
				64	35	26.36	26.16	25.81		25.95	26.53	0	
				64	69	25.38	24.93	24.85		25.01	25.44	1	
				128	0	25.30	25.07	24.90		24.96	25.46	1	
				16QAM	1	1	24.85	25.02	24.44		24.43	24.83	1
				64QAM	1	1	23.46	23.62	23.03		22.91	23.59	2.5
256QAM	1	1	21.94	21.67	21.38		21.53	22.10	4.5				
CP	QPSK	1	1	24.45	24.67	24.18		24.01	24.71	1.5			

NR Band n77_60 MHz Bandwidth

Bandwidth	SCS(kHz)	OFDM	Modulation	RB Size	RB Offset	Max. Average Power (dBm)						MPR [dB]	
						648668	653556			658444	663332		
						3730.02 MHz	3803.34 MHz			3876.66 MHz	3949.98 MHz		
60 MHz	30	DFT-s OFDM	pi/2 BPSK	1	1	25.88	25.74			25.24	25.72	0	
				1	81	26.36	25.90			25.72	26.40	0	
				1	160	25.87	25.29			25.65	26.14	0	
				81	0	25.72	25.47			25.08	25.71	0.5	
				81	41	26.34	25.88			25.73	26.42	0	
				81	81	25.74	25.19			25.26	25.88	0.5	
			QPSK	162	0	25.72	25.34			25.17	25.80	0.5	
				1	1	25.85	25.68			25.22	25.72	0	
				1	81	26.27	25.85			25.60	26.38	0	
				1	160	25.85	25.28			25.60	26.09	0	
				81	0	25.23	24.95			24.70	25.23	1	
				81	41	26.34	25.88			25.73	26.43	0	
				81	81	25.28	24.80			24.89	25.39	1	
				162	0	25.25	24.83			24.80	25.31	1	
				16QAM	1	1	24.74	24.60			24.42	24.60	1
				64QAM	1	1	23.48	23.34			22.80	23.34	2.5
256QAM	1	1	21.58	21.49			21.15	21.61	4.5				
CP	QPSK	1	1	24.35	24.41			23.89	24.35	1.5			

NR Band n77_70 MHz Bandwidth

Bandwidth	SCS(kHz)	OFDM	Modulation	RB Size	RB Offset	Max. Average Power (dBm)						MPR [dB]
						649000	654336			658334	663000	
						3735 MHz	3804.99 MHz			3875.01 MHz	3945 MHz	
70 MHz	30	DFT-s OFDM	pi/2 BPSK	1	1	25.67	25.47			25.11	25.45	0
				1	95	26.26	25.69			25.63	26.31	0
				1	187	25.84	25.31			25.62	26.11	0
				90	0	25.62	25.28			25.11	25.58	0.5
				90	50	26.35	25.80			25.76	26.38	0
				90	99	25.76	25.21			25.29	25.91	0.5
				180	0	25.73	25.26			25.17	25.78	0.5
			QPSK	1	1	25.62	25.42			25.13	25.45	0
				1	95	26.28	25.69			25.62	26.31	0
				1	187	25.80	25.31			25.57	26.07	0
				90	0	25.11	24.74			24.73	25.08	1
				90	50	26.35	25.78			25.75	26.38	0
				90	99	25.27	24.90			24.83	25.42	1
			180	0	25.21	24.78			24.85	25.30	1	
			16QAM	1	1	24.64	24.30			24.27	24.29	1
			64QAM	1	1	23.28	23.19			22.80	23.08	2.5
			256QAM	1	1	21.58	21.43			21.13	21.49	4.5
CP	QPSK	1	1	24.12	24.20			23.91	24.25	1.5		

NR Band n77_80 MHz Bandwidth

Bandwidth	SCS(kHz)	OFDM	Modulation	RB Size	RB Offset	Max. Average Power (dBm)						MPR [dB]
						649334		656000		662666		
						3740.01 MHz		3840 MHz		3939.99 MHz		
80 MHz	30	DFT-s OFDM	pi/2 BPSK	1	1	25.60		25.24		25.20		0
				1	109	26.33		25.73		26.27		0
				1	215	25.48		25.08		25.79		0
				108	0	25.72		25.23		25.54		0.5
				108	55	26.37		25.81		26.35		0
				108	109	25.68		25.16		25.83		0.5
				216	0	25.69		25.16		25.66		0.5
			QPSK	1	1	25.59		25.20		25.25		0
				1	109	26.35		25.69		26.27		0
				1	215	25.46		25.06		25.80		0
				108	0	25.18		24.86		25.00		1
				108	55	26.37		25.81		26.34		0
				108	109	25.17		24.81		25.34		1
			216	0	25.18		24.85		25.17		1	
			16QAM	1	1	24.50		24.08		24.08		1
			64QAM	1	1	23.32		22.87		22.90		2.5
			256QAM	1	1	21.57		21.18		21.21		4.5
CP	QPSK	1	1	24.01		23.98		23.95		1.5		

NR Band n77_ 90 MHz Bandwidth

Bandwidth	SCS(kHz)	OFDM	Modulation	RB Size	RB Offset	Max. Average Power (dBm)					MPR [dB]	
						649668		656000		662332		
						3745.02 MHz		3840 MHz		3934.98 MHz		
90 MHz	30	DFT-s OFDM	pi/2 BPSK	1	1	25.36		25.12		25.06		0
				1	123	26.32		25.74		26.26		0
				1	243	25.43		24.97		25.55		0
				120	0	25.53		25.15		25.51		0.5
				120	63	26.30		25.77		26.33		0
				120	125	25.59		25.06		25.70		0.5
			243	0	25.59		25.12		25.59		0.5	
			QPSK	1	1	25.36		25.10		25.09		0
				1	123	26.28		25.73		26.26		0
				1	243	25.40		24.98		25.54		0
				120	0	25.04		24.83		25.03		1
				120	63	26.30		25.80		26.34		0
				120	125	25.13		24.76		25.22		1
			243	0	25.08		24.81		25.11		1	
			16QAM	1	1	24.35		24.02		23.94		1
			64QAM	1	1	23.04		22.81		22.82		2.5
			256QAM	1	1	21.33		21.12		21.08		4.5
			CP	QPSK	1	1	23.75		23.93		23.87	

NR Band n77_ 100 MHz Bandwidth

Bandwidth	SCS(kHz)	OFDM	Modulation	RB Size	RB Offset	Max. Average Power (dBm)					MPR [dB]	
						650000				662000		
						3750 MHz				3930 MHz		
100 MHz	30	DFT-s OFDM	pi/2 BPSK	1	1	25.27				24.69		0
				1	137	26.35				26.19		0
				1	271	25.01				25.50		0
				135	0	25.53				25.26		0.5
				135	69	26.28				26.20		0
				135	138	25.43				25.66		0.5
			270	0	25.49				25.46		0.5	
			QPSK	1	1	25.27				24.77		0
				1	137	26.33				26.17		0
				1	271	25.02				25.50		0
				135	0	25.07				24.79		1
				135	69	26.28				26.18		0
				135	138	24.92				25.17		1
			270	0	25.01				24.96		1	
			16QAM	1	1	24.17				24.01		1
			64QAM	1	1	23.02				22.49		2.5
			256QAM	1	1	21.31				20.79		4.5
			CP	QPSK	1	1	23.71				23.49	

[NR Band n77 Conducted Power_Power Class 3(Low)]

NR Band n77_ 10 MHz Bandwidth

Bandwidth	SCS(kHz)	OFDM	Modulation	RB Size	RB Offset	Max. Average Power (dBm)			MPR [dB]
						630334	633334	636322	
						3455.01MHz	3500.01MHz	3544.99 MHz	
10 MHz	30	DFT-s OFDM	pi/2 BPSK	1	1	23.95	24.29	24.18	0
				1	12	24.07	24.31	24.29	0
				1	22	24.01	24.21	24.17	0
				12	0	23.54	23.84	23.79	0.5
				12	6	24.04	24.35	24.24	0
				12	12	23.56	23.82	23.78	0.5
			24	0	23.55	23.81	23.77	0.5	
			QPSK	1	1	23.93	24.26	24.18	0
				1	12	24.02	24.24	24.26	0
				1	22	23.95	24.24	24.15	0
				12	0	23.05	23.39	23.31	1
				12	6	24.05	24.38	24.26	0
				12	12	23.05	23.32	23.27	1
			24	0	23.06	23.33	23.26	1	
			16QAM	1	1	22.77	23.25	23.24	1
			64QAM	1	1	21.46	21.75	21.61	2.5
256QAM	1	1	19.46	19.78	19.50	4.5			
CP	QPSK	1	1	22.34	22.65	22.69	1.5		

NR Band n77_ 15 MHz Bandwidth

Bandwidth	SCS(kHz)	OFDM	Modulation	RB Size	RB Offset	Max. Average Power (dBm)			MPR [dB]
						630500	633334	636166	
						3457.5 MHz	3500.01MHz	3542.5 MHz	
15 MHz	30	DFT-s OFDM	pi/2 BPSK	1	1	24.02	24.30	24.14	0
				1	18	24.10	24.31	24.18	0
				1	36	24.11	24.25	24.13	0
				18	0	23.60	23.84	23.74	0.5
				18	9	24.12	24.37	24.25	0
				18	18	23.66	23.89	23.72	0.5
			36	0	23.66	23.87	23.75	0.5	
			QPSK	1	1	23.96	24.27	24.13	0
				1	18	24.04	24.26	24.13	0
				1	36	24.03	24.19	24.08	0
				18	0	23.13	23.39	23.26	1
				18	9	24.15	24.35	24.27	0
				18	18	23.19	23.35	23.23	1
			36	0	23.16	23.36	23.25	1	
			16QAM	1	1	22.91	23.07	22.95	1
			64QAM	1	1	21.43	21.82	21.64	2.5
256QAM	1	1	19.29	19.78	19.63	4.5			
CP	QPSK	1	1	22.42	22.70	22.54	1.5		

NR Band n77_20 MHz Bandwidth

Bandwidth	SCS(kHz)	OFDM	Modulation	RB Size	RB Offset	Max. Average Power (dBm)			MPR [dB]
						630666	633334	636000	
						3459.99MHz	3500.01MHz	3540MHz	
20 MHz	30	DFT-s OFDM	pi/2 BPSK	1	1	24.00	24.22	24.06	0
				1	26	24.18	24.31	24.12	0
				1	49	24.10	24.15	24.03	0
				25	0	23.65	23.81	23.67	0.5
				25	13	24.20	24.29	24.17	0
				25	26	23.70	23.80	23.68	0.5
			QPSK	50	0	23.70	23.82	23.70	0.5
				1	1	23.97	24.21	24.05	0
				1	26	24.15	24.27	24.09	0
				1	49	24.06	24.13	23.99	0
				25	0	23.12	23.29	23.16	1
				25	13	24.19	24.32	24.19	0
			16QAM	25	26	23.20	23.30	23.12	1
				50	0	23.26	23.33	23.20	1
				1	1	22.79	23.02	22.85	1
				1	1	21.47	21.71	21.58	2.5
64QAM	1	1	19.34	19.57	19.56	4.5			
	1	1	22.51	22.60	22.44	1.5			
256QAM	1	1	22.51	22.60	22.44	1.5			
	1	1	22.51	22.60	22.44	1.5			
CP	QPSK	1	1	22.51	22.60	22.44	1.5		

NR Band n77_40 MHz Bandwidth

Bandwidth	SCS(kHz)	OFDM	Modulation	RB Size	RB Offset	Max. Average Power (dBm)			MPR [dB]
						631334	633334	635334	
						3470.01MHz	3500.01MHz	3530.01 MHz	
40 MHz	30	DFT-s OFDM	pi/2 BPSK	1	1	23.64	23.84	23.78	0
				1	53	24.30	24.35	24.27	0
				1	104	23.87	23.77	23.64	0
				50	0	23.60	23.75	23.66	0.5
				50	28	24.28	24.30	24.22	0
				50	56	23.73	23.72	23.51	0.5
			QPSK	100	0	23.71	23.76	23.62	0.5
				1	1	23.64	23.81	23.78	0
				1	53	24.27	24.35	24.18	0
				1	104	23.86	23.73	23.61	0
				50	0	23.13	23.28	23.16	1
				50	28	24.25	24.34	24.19	0
			16QAM	50	56	23.23	23.20	23.08	1
				100	0	23.21	23.29	23.15	1
				1	1	22.67	22.63	22.65	1
				1	1	21.08	21.35	21.40	2.5
64QAM	1	1	18.88	19.17	19.18	4.5			
	1	1	22.15	22.22	22.17	1.5			
256QAM	1	1	22.15	22.22	22.17	1.5			
	1	1	22.15	22.22	22.17	1.5			
CP	QPSK	1	1	22.15	22.22	22.17	1.5		

NR Band n77_ 50 MHz Bandwidth

Bandwidth	SCS(kHz)	OFDM	Modulation	RB Size	RB Offset	Max. Average Power (dBm)			MPR [dB]
						631666		635000	
						3474.99MHz		3525MHz	
50 MHz	30	DFT-s OFDM	pi/2 BPSK	1	1	24.03		24.02	0
				1	67	24.38		24.09	0
				1	131	24.15		23.87	0
				64	0	23.81		23.65	0.5
				64	35	24.41		24.16	0
				64	69	23.93		23.55	0.5
			128	0	23.85		23.65	0.5	
			QPSK	1	1	24.02		24.03	0
				1	67	24.35		24.08	0
				1	131	24.12		23.83	0
				64	0	23.32		23.19	1
				64	35	24.42		24.14	0
				64	69	23.43		23.11	1
			128	0	23.41		23.16	1	
			16QAM	1	1	22.90		22.77	1
			64QAM	1	1	21.59		21.60	2.5
256QAM	1	1	19.55		19.55	4.5			
CP	QPSK	1	1	22.48		22.46	1.5		

NR Band n77_ 60 MHz Bandwidth

Bandwidth	SCS(kHz)	OFDM	Modulation	RB Size	RB Offset	Max. Average Power (dBm)			MPR [dB]
							633334		
							3500.01MHz		
60 MHz	30	DFT-s OFDM	pi/2 BPSK	1	1		23.93		0
				1	81		24.35		0
				1	160		23.89		0
				81	0		23.79		0.5
				81	41		24.38		0
				81	81		23.68		0.5
			162	0		23.72		0.5	
			QPSK	1	1		23.92		0
				1	81		24.30		0
				1	160		23.86		0
				81	0		23.29		1
				81	41		24.32		0
				81	81		23.23		1
			162	0		23.27		1	
			16QAM	1	1		23.04		1
			64QAM	1	1		21.35		2.5
256QAM	1	1		19.30		4.5			
CP	QPSK	1	1		22.54		1.5		

NR Band n77_70 MHz Bandwidth

Bandwidth	SCS(kHz)	OFDM	Modulation	RB Size	RB Offset	Max. Average Power (dBm)		MPR [dB]
						633334	3500.01MHz	
70 MHz	30	DFT-s OFDM	pi/2 BPSK	1	1		23.82	0
				1	95		24.29	0
				1	187		23.77	0
				90	0		23.75	0.5
				90	50		24.33	0
				90	99		23.70	0.5
			QPSK	180	0		23.79	0.5
				1	1		23.81	0
				1	95		24.29	0
				1	187		23.77	0
				90	0		23.24	1
				90	50		24.33	0
			16QAM	90	99		23.22	1
				180	0		23.27	1
				1	1		22.78	1
			64QAM	1	1		21.30	2.5
256QAM	1	1		19.03	4.5			
CP	QPSK	1	1		22.31	1.5		

NR Band n77_80 MHz Bandwidth

Bandwidth	SCS(kHz)	OFDM	Modulation	RB Size	RB Offset	Max. Average Power (dBm)		MPR [dB]
						633334	3500.01MHz	
80 MHz	30	DFT-s OFDM	pi/2 BPSK	1	1		23.69	0
				1	109		24.26	0
				1	215		23.66	0
				108	0		23.72	0.5
				108	55		24.33	0
				108	109		23.71	0.5
			QPSK	216	0		23.70	0.5
				1	1		23.72	0
				1	109		24.29	0
				1	215		23.65	0
				108	0		23.22	1
				108	55		24.37	0
			16QAM	108	109		23.19	1
				216	0		23.19	1
				1	1		22.51	1
			64QAM	1	1		21.19	2.5
256QAM	1	1		19.05	4.5			
CP	QPSK	1	1		22.15	1.5		

NR Band n77_ 90 MHz Bandwidth

Bandwidth	SCS(kHz)	OFDM	Modulation	RB Size	RB Offset	Max. Average Power (dBm)		MPR [dB]
						633334	3500.01MHz	
90 MHz	30	DFT-s OFDM	pi/2 BPSK	1	1		23.56	0
				1	123		24.31	0
				1	243		23.51	0
				120	0		23.67	0.5
				120	63		24.32	0
				120	125		23.61	0.5
			243	0		23.59	0.5	
			QPSK	1	1		23.51	0
				1	123		24.26	0
				1	243		23.51	0
				120	0		23.20	1
				120	63		24.28	0
				120	125		23.07	1
				243	0		23.16	1
			16QAM	1	1		22.29	1
			64QAM	1	1		21.00	2.5
256QAM	1	1		18.80	4.5			
CP	QPSK	1	1		21.91	1.5		

NR Band n77_ 100 MHz Bandwidth

Bandwidth	SCS(kHz)	OFDM	Modulation	RB Size	RB Offset	Max. Average Power (dBm)		MPR [dB]
						633334	3500.01MHz	
100 MHz	30	DFT-s OFDM	pi/2 BPSK	1	1		23.39	0
				1	137		24.31	0
				1	271		23.36	0
				135	0		23.59	0.5
				135	69		24.25	0
				135	138		23.58	0.5
			270	0		23.64	0.5	
			QPSK	1	1		23.38	0
				1	137		24.26	0
				1	271		23.37	0
				135	0		23.12	1
				135	69		24.25	0
				135	138		23.07	1
				270	0		23.08	1
			16QAM	1	1		22.08	1
			64QAM	1	1		20.93	2.5
256QAM	1	1		18.75	4.5			
CP	QPSK	1	1		21.78	1.5		

[NR Band n77 Conducted Power_Power Class 2(Low)]

NR Band n77_ 10 MHz Bandwidth

Bandwidth	SCS(kHz)	OFDM	Modulation	RB Size	RB Offset	Max. Average Power (dBm)			MPR [dB]
						630334	633334	636322	
						3455.01MHz	3500.01MHz	3544.99 MHz	
10 MHz	30	DFT-s OFDM	pi/2 BPSK	1	1	26.48	26.79	26.65	0
				1	12	26.56	26.89	26.76	0
				1	22	26.54	26.76	26.63	0
				12	0	26.10	26.39	26.29	0.5
				12	6	26.59	26.88	26.74	0
				12	12	26.11	26.36	26.24	0.5
			24	0	26.10	26.36	26.25	0.5	
			QPSK	1	1	26.42	26.74	26.62	0
				1	12	26.53	26.81	26.68	0
				1	22	26.46	26.72	26.59	0
				12	0	25.62	25.93	25.81	1
				12	6	26.58	26.89	26.78	0
				12	12	25.63	25.90	25.77	1
			24	0	25.62	25.88	25.77	1	
			16QAM	1	1	25.35	25.64	25.57	1
			64QAM	1	1	23.90	24.15	24.17	2.5
			256QAM	1	1	22.35	22.49	22.46	4.5
CP	QPSK	1	1	24.99	25.28	25.11	1.5		

NR Band n77_ 15 MHz Bandwidth

Bandwidth	SCS(kHz)	OFDM	Modulation	RB Size	RB Offset	Max. Average Power (dBm)			MPR [dB]
						630500	633334	636166	
						3457.5 MHz	3500.01MHz	3542.5 MHz	
15 MHz	30	DFT-s OFDM	pi/2 BPSK	1	1	26.50	26.79	26.65	0
				1	18	26.62	26.83	26.68	0
				1	36	26.60	26.74	26.60	0
				18	0	26.12	26.36	26.21	0.5
				18	9	26.65	26.89	26.75	0
				18	18	26.21	26.38	26.23	0.5
			36	0	26.20	26.40	26.24	0.5	
			QPSK	1	1	26.49	26.75	26.60	0
				1	18	26.55	26.76	26.61	0
				1	36	26.51	26.69	26.50	0
				18	0	25.63	25.89	25.73	1
				18	9	26.66	26.91	26.75	0
				18	18	25.72	25.89	25.76	1
			36	0	25.70	25.91	25.75	1	
			16QAM	1	1	25.44	25.61	25.40	1
			64QAM	1	1	23.89	24.17	24.14	2.5
			256QAM	1	1	22.48	22.46	22.43	4.5
CP	QPSK	1	1	24.92	25.19	25.04	1.5		

NR Band n77_20 MHz Bandwidth

Bandwidth	SCS(kHz)	OFDM	Modulation	RB Size	RB Offset	Max. Average Power (dBm)			MPR [dB]
						630666	633334	636000	
						3459.99MHz	3500.01MHz	3540MHz	
20 MHz	30	DFT-s OFDM	pi/2 BPSK	1	1	26.53	26.71	26.56	0
				1	26	26.69	26.81	26.60	0
				1	49	26.63	26.67	26.49	0
				25	0	26.19	26.35	26.16	0.5
				25	13	26.76	26.84	26.67	0
				25	26	26.24	26.30	26.13	0.5
			QPSK	50	0	26.24	26.34	26.16	0.5
				1	1	26.49	26.69	26.52	0
				1	26	26.63	26.77	26.59	0
				1	49	26.57	26.61	26.48	0
				25	0	25.68	25.84	25.66	1
				25	13	26.76	26.87	26.67	0
			16QAM	25	26	25.73	25.82	25.64	1
				50	0	25.76	25.87	25.68	1
				1	1	25.34	25.74	25.57	1
				1	1	23.90	24.13	24.05	2.5
64QAM	1	1	22.35	20.58	22.47	4.5			
	1	1	22.35	20.58	22.47	4.5			
256QAM	1	1	22.35	20.58	22.47	4.5			
	1	1	22.35	20.58	22.47	4.5			
CP	QPSK	1	1	24.97	25.19	25.01	1.5		

NR Band n77_40 MHz Bandwidth

Bandwidth	SCS(kHz)	OFDM	Modulation	RB Size	RB Offset	Max. Average Power (dBm)			MPR [dB]
						631334	633334	635334	
						3470.01MHz	3500.01MHz	3530.01 MHz	
40 MHz	30	DFT-s OFDM	pi/2 BPSK	1	1	26.18	26.38	26.18	0
				1	53	26.85	26.97	26.85	0
				1	104	26.42	26.30	26.42	0
				50	0	26.17	26.31	26.17	0.5
				50	28	26.83	26.89	26.83	0
				50	56	26.23	26.23	26.23	0.5
			QPSK	100	0	26.24	26.32	26.24	0.5
				1	1	26.16	26.31	26.16	0
				1	53	26.79	26.84	26.79	0
				1	104	26.40	26.24	26.40	0
				50	0	25.66	25.82	25.66	1
				50	28	26.84	26.91	26.84	0
			16QAM	50	56	25.76	25.76	25.76	1
				100	0	25.76	25.82	25.76	1
				1	1	25.11	25.22	25.11	1
				1	1	23.59	23.77	23.59	2.5
64QAM	1	1	22.06	22.21	22.06	4.5			
	1	1	22.06	22.21	22.06	4.5			
256QAM	1	1	22.06	22.21	22.06	4.5			
	1	1	22.06	22.21	22.06	4.5			
CP	QPSK	1	1	24.74	24.80	24.74	1.5		

NR Band n77_ 50 MHz Bandwidth

Bandwidth	SCS(kHz)	OFDM	Modulation	RB Size	RB Offset	Max. Average Power (dBm)			MPR [dB]
						631666		635000	
						3474.99MHz		3525MHz	
50 MHz	30	DFT-s OFDM	pi/2 BPSK	1	1	26.54		26.54	0
				1	67	26.95		26.64	0
				1	131	26.66		26.35	0
				64	0	26.37		26.20	0.5
				64	35	26.74		26.68	0
				64	69	26.47		26.10	0.5
			128	0	26.43		26.20	0.5	
			QPSK	1	1	26.52		26.50	0
				1	67	26.87		26.60	0
				1	131	26.60		26.33	0
				64	0	25.89		25.72	1
				64	35	26.75		26.71	0
				64	69	25.99		25.63	1
			128	0	25.95		25.70	1	
			16QAM	1	1	25.55		25.48	1
			64QAM	1	1	23.90		23.93	2.5
256QAM	1	1	22.39		22.41	4.5			
CP	QPSK	1	1	24.97		24.99	1.5		

NR Band n77_ 60 MHz Bandwidth

Bandwidth	SCS(kHz)	OFDM	Modulation	RB Size	RB Offset	Max. Average Power (dBm)			MPR [dB]
							633334		
							3500.01MHz		
60 MHz	30	DFT-s OFDM	pi/2 BPSK	1	1		26.39		0
				1	81		26.89		0
				1	160		26.31		0
				81	0		26.32		0.5
				81	41		26.92		0
				81	81		26.28		0.5
			162	0		26.30		0.5	
			QPSK	1	1		26.35		0
				1	81		26.84		0
				1	160		26.30		0
				81	0		25.82		1
				81	41		26.91		0
				81	81		25.78		1
			162	0		25.85		1	
			16QAM	1	1		25.32		1
			64QAM	1	1		23.80		2.5
256QAM	1	1		22.32		4.5			
CP	QPSK	1	1		24.84		1.5		

NR Band n77_70 MHz Bandwidth

Bandwidth	SCS(kHz)	OFDM	Modulation	RB Size	RB Offset	Max. Average Power (dBm)		MPR [dB]
						633334	3500.01MHz	
70 MHz	30	DFT-s OFDM	pi/2 BPSK	1	1		26.23	0
				1	95		26.84	0
				1	187		26.17	0
				90	0		26.30	0.5
				90	50		26.90	0
				90	99		26.20	0.5
			QPSK	180	0		26.28	0.5
				1	1		26.25	0
				1	95		26.83	0
				1	187		26.19	0
				90	0		25.76	1
				90	50		26.93	0
			16QAM	90	99		25.74	1
				180	0		25.80	1
				1	1		25.00	1
			64QAM	1	1		23.66	2.5
256QAM	1	1		22.42	4.5			
CP	QPSK	1	1		24.69	1.5		

NR Band n77_80 MHz Bandwidth

Bandwidth	SCS(kHz)	OFDM	Modulation	RB Size	RB Offset	Max. Average Power (dBm)		MPR [dB]
						633334	3500.01MHz	
80 MHz	30	DFT-s OFDM	pi/2 BPSK	1	1		26.08	0
				1	109		26.85	0
				1	215		26.03	0
				108	0		26.23	0.5
				108	55		26.89	0
				108	109		26.17	0.5
			QPSK	216	0		26.20	0.5
				1	1		26.08	0
				1	109		26.82	0
				1	215		26.02	0
				108	0		25.73	1
				108	55		26.90	0
			16QAM	108	109		25.69	1
				216	0		25.70	1
				1	1		25.10	1
			64QAM	1	1		23.44	2.5
256QAM	1	1		22.08	4.5			
CP	QPSK	1	1		24.52	1.5		

NR Band n77_ 90 MHz Bandwidth

Bandwidth	SCS(kHz)	OFDM	Modulation	RB Size	RB Offset	Max. Average Power (dBm)		MPR [dB]
						633334	3500.01MHz	
90 MHz	30	DFT-s OFDM	pi/2 BPSK	1	1		25.88	0
				1	123		26.83	0
				1	243		25.88	0
				120	0		26.18	0.5
				120	63		26.83	0
				120	125		26.09	0.5
			QPSK	243	0		26.17	0.5
				1	1		25.87	0
				1	123		26.82	0
				1	243		25.89	0
				120	0		25.71	1
				120	63		26.85	0
				120	125		25.62	1
			243	0		25.68	1	
			16QAM	1	1		24.90	1
			64QAM	1	1		23.26	2.5
256QAM	1	1		21.90	4.5			
CP	QPSK	1	1		24.29	1.5		

NR Band n77_ 100 MHz Bandwidth

Bandwidth	SCS(kHz)	OFDM	Modulation	RB Size	RB Offset	Max. Average Power (dBm)		MPR [dB]
						633334	3500.01MHz	
100 MHz	30	DFT-s OFDM	pi/2 BPSK	1	1		25.71	0
				1	137		26.83	0
				1	271		25.68	0
				135	0		26.09	0.5
				135	69		26.82	0
				135	138		26.06	0.5
			QPSK	270	0		26.10	0.5
				1	1		25.69	0
				1	137		26.82	0
				1	271		25.68	0
				135	0		25.63	1
				135	69		26.82	0
				135	138		25.58	1
			270	0		25.61	1	
			16QAM	1	1		24.61	1
			64QAM	1	1		23.09	2.5
256QAM	1	1		21.76	4.5			
CP	QPSK	1	1		24.12	1.5		

11.5.2 NR Band Reduced Conducted Power (Hotspot activated)

[NR Band n2 Conducted Power_ Hotspot activated]

NR Band n2 _ 5 MHz Bandwidth

Bandwidth	SCS(kHz)	OFDM	Modulation	RB Size	RB Offset	Reduced Power [dBm]			MPR [dB]
						370500	376000	381500	
						1852.5 MHz	1880 MHz	1907.5 MHz	
5 MHz	15	DFT-s OFDM	pi/2 BPSK	1	1	20.27	20.70	20.28	0
				1	13	20.27	20.71	20.36	0
				1	23	20.23	20.76	20.39	0
				12	0	20.38	20.77	20.48	0
				12	7	20.26	20.77	20.42	0
				12	13	20.29	20.77	20.32	0
			25	0	20.34	20.78	20.40	0	
			QPSK	1	1	20.31	20.68	20.35	0
				1	13	20.32	20.72	20.31	0
				1	23	20.29	20.72	20.38	0
				12	0	20.45	20.83	20.47	0
				12	7	20.30	20.82	20.41	0
				12	13	20.30	20.79	20.35	0
			25	0	20.38	20.79	20.41	0	
			16QAM	1	1	20.34	20.69	20.36	0
			64QAM	1	1	20.19	20.54	20.22	0
			256QAM	1	1	18.40	18.77	18.44	1.5
			CP	QPSK	1	1	20.49	20.88	20.56

NR Band n2 _ 10 MHz Bandwidth

Bandwidth	SCS(kHz)	OFDM	Modulation	RB Size	RB Offset	Reduced Power [dBm]			MPR [dB]
						371000	376000	381000	
						1855 MHz	1880 MHz	1905 MHz	
10 MHz	15	DFT-s OFDM	pi/2 BPSK	1	1	20.25	20.47	20.33	0
				1	26	20.21	20.62	20.25	0
				1	50	20.24	20.56	20.26	0
				25	0	20.31	20.58	20.31	0
				25	14	20.30	20.65	20.32	0
				25	27	20.26	20.53	20.26	0
			50	0	20.29	20.53	20.26	0	
			QPSK	1	1	20.24	20.52	20.28	0
				1	26	20.24	20.63	20.29	0
				1	50	20.24	20.53	20.21	0
				25	0	20.34	20.66	20.30	0
				25	14	20.31	20.69	20.33	0
				25	27	20.32	20.61	20.28	0
			50	0	20.33	20.65	20.31	0	
			16QAM	1	1	20.27	20.48	20.33	0
			64QAM	1	1	20.15	20.36	20.16	0
			256QAM	1	1	18.32	18.63	18.33	1.5
			CP	QPSK	1	1	20.42	20.70	20.48

NR Band n2_ 15 MHz Bandwidth

Bandwidth	SCS(kHz)	OFDM	Modulation	RB Size	RB Offset	Reduced Power [dBm]			MPR [dB]
						371500	376000	380500	
						1857.5 MHz	1880 MHz	1902.5 MHz	
15 MHz	15	DFT-s OFDM	pi/2 BPSK	1	1	20.32	20.59	20.40	0
				1	40	20.46	20.76	20.38	0
				1	77	20.44	20.62	20.27	0
				36	0	20.44	20.72	20.43	0
				36	22	20.38	20.77	20.38	0
				36	43	20.50	20.76	20.37	0
			QPSK	75	0	20.45	20.79	20.38	0
				1	1	20.37	20.58	20.45	0
				1	40	20.44	20.77	20.36	0
				1	77	20.41	20.64	20.30	0
				36	0	20.51	20.76	20.45	0
				36	22	20.46	20.83	20.44	0
			16QAM	36	43	20.52	20.80	20.42	0
				75	0	20.47	20.80	20.43	0
				1	1	20.38	20.58	20.44	0
			64QAM	1	1	20.24	20.46	20.28	0
				1	1	18.42	18.69	18.49	1.5
			CP	QPSK	1	1	20.53	20.77	20.61

NR Band n2_ 20 MHz Bandwidth

Bandwidth	SCS(kHz)	OFDM	Modulation	RB Size	RB Offset	Reduced Power [dBm]			MPR [dB]
						372000	376000	380000	
						1860 MHz	1880 MHz	1900 MHz	
20 MHz	15	DFT-s OFDM	pi/2 BPSK	1	1	20.25	20.49	20.56	0
				1	53	20.41	20.82	20.46	0
				1	104	20.42	20.54	20.26	0
				50	0	20.44	20.67	20.60	0
				50	28	20.42	20.82	20.53	0
				50	56	20.50	20.65	20.35	0
			QPSK	100	0	20.49	20.68	20.47	0
				1	1	20.29	20.46	20.49	0
				1	53	20.44	20.83	20.49	0
				1	104	20.42	20.55	20.28	0
				50	0	20.48	20.69	20.61	0
				50	28	20.49	20.84	20.52	0
			16QAM	50	56	20.51	20.67	20.40	0
				100	0	20.54	20.71	20.55	0
				1	1	20.28	20.48	20.53	0
			64QAM	1	1	20.12	20.33	20.38	0
				1	1	18.37	18.52	18.58	1.5
			CP	QPSK	1	1	20.45	20.64	20.69

[NR Band n25 Conducted Power _ Hotspot activated]

NR Band n25 _ 5 MHz Bandwidth

Bandwidth	SCS(kHz)	OFDM	Modulation	RB Size	RB Offset	Reduced Power [dBm]			MPR [dB]
						370500	376500	382500	
						1852.5 MHz	1882.5 MHz	1912.5 MHz	
5 MHz	15	DFT-s OFDM	pi/2 BPSK	1	1	20.24	20.72	20.17	0
				1	13	20.28	20.72	20.27	0
				1	23	20.27	20.73	20.33	0
				12	0	20.30	20.77	20.39	0
				12	7	20.28	20.73	20.34	0
				12	13	20.24	20.70	20.32	0
				25	0	20.30	20.74	20.38	0
			QPSK	1	1	20.25	20.74	20.23	0
				1	13	20.26	20.72	20.28	0
				1	23	20.22	20.66	20.34	0
				12	0	20.36	20.76	20.39	0
				12	7	20.27	20.71	20.37	0
				12	13	20.31	20.70	20.29	0
				25	0	20.35	20.76	20.34	0
			16QAM	1	1	20.28	20.66	20.22	0
			64QAM	1	1	20.11	20.57	20.08	0
			256QAM	1	1	18.33	18.75	18.30	1.5
			CP	QPSK	1	1	20.49	20.94	20.46

NR Band n25 _ 10 MHz Bandwidth

Bandwidth	SCS(kHz)	OFDM	Modulation	RB Size	RB Offset	Reduced Power [dBm]			MPR [dB]
						371000	376500	382000	
						1855 MHz	1882.5 MHz	1910 MHz	
10 MHz	15	DFT-s OFDM	pi/2 BPSK	1	1	20.23	20.46	20.09	0
				1	26	20.20	20.53	20.11	0
				1	50	20.19	20.49	20.13	0
				25	0	20.26	20.59	20.18	0
				25	14	20.26	20.59	20.15	0
				25	27	20.26	20.55	20.17	0
				50	0	20.26	20.50	20.11	0
			QPSK	1	1	20.20	20.45	20.12	0
				1	26	20.22	20.57	20.14	0
				1	50	20.18	20.49	20.16	0
				25	0	20.28	20.60	20.25	0
				25	14	20.26	20.59	20.18	0
				25	27	20.26	20.51	20.15	0
				50	0	20.31	20.57	20.17	0
			16QAM	1	1	20.26	20.46	20.17	0
			64QAM	1	1	20.08	20.30	19.99	0
			256QAM	1	1	18.25	18.52	18.18	1.5
			CP	QPSK	1	1	20.41	20.62	20.34

NR Band n25 _ 15 MHz Bandwidth

Bandwidth	SCS(kHz)	OFDM	Modulation	RB Size	RB Offset	Reduced Power [dBm]			MPR [dB]
						371500	376500	381500	
						1857.5 MHz	1882.5 MHz	1907.5 MHz	
15 MHz	15	DFT-s OFDM	pi/2 BPSK	1	1	20.34	20.53	20.31	0
				1	40	20.41	20.77	20.36	0
				1	77	20.32	20.53	20.32	0
				36	0	20.43	20.73	20.39	0
				36	22	20.39	20.71	20.35	0
				36	43	20.44	20.7	20.35	0
			QPSK	75	0	20.41	20.69	20.44	0
				1	1	20.30	20.52	20.29	0
				1	40	20.38	20.75	20.36	0
				1	77	20.35	20.50	20.28	0
				36	0	20.45	20.78	20.43	0
				36	22	20.42	20.77	20.41	0
			16QAM	36	43	20.48	20.70	20.35	0
				75	0	20.46	20.76	20.41	0
				1	1	20.32	20.53	20.33	0
			64QAM	1	1	20.17	20.42	20.19	0
1	1	18.35		18.62	18.38	1.5			
CP	QPSK	1	1	20.50	20.80	20.57	0		

NR Band n25 _ 20 MHz Bandwidth

Bandwidth	SCS(kHz)	OFDM	Modulation	RB Size	RB Offset	Reduced Power [dBm]			MPR [dB]
						372000	376500	381000	
						1860 MHz	1882.5 MHz	1905 MHz	
20 MHz	15	DFT-s OFDM	pi/2 BPSK	1	1	20.24	20.42	20.45	0
				1	53	20.38	20.76	20.43	0
				1	104	20.45	20.45	20.33	0
				50	0	20.33	20.70	20.44	0
				50	28	20.40	20.73	20.42	0
				50	56	20.50	20.55	20.31	0
			QPSK	100	0	20.42	20.69	20.43	0
				1	1	20.23	20.45	20.48	0
				1	53	20.39	20.75	20.44	0
				1	104	20.40	20.45	20.32	0
				50	0	20.43	20.70	20.44	0
				50	28	20.42	20.77	20.43	0
			16QAM	50	56	20.53	20.60	20.36	0
				100	0	20.46	20.73	20.45	0
				1	1	20.25	20.43	20.53	0
			64QAM	1	1	20.09	20.32	20.32	0
1	1	18.32		18.52	18.52	1.5			
CP	QPSK	1	1	20.42	20.68	20.66	0		

NR Band n25 _ 25 MHz Bandwidth

Bandwidth	SCS(kHz)	OFDM	Modulation	RB Size	RB Offset	Reduced Power [dBm]		MPR [dB]
						376500	1882.5 MHz	
25 MHz	15	DFT-s OFDM	pi/2 BPSK	1	1		20.30	0
				1	66		20.79	0
				1	131		20.34	0
				64	0		20.63	0
				64	35		20.76	0
				64	69		20.60	0
				128	0		20.60	0
			QPSK	1	1		20.36	0
				1	66		20.76	0
				1	131		20.35	0
				64	0		20.69	0
				64	35		20.78	0
				64	69		20.63	0
				128	0		20.62	0
			16QAM	1	1		20.35	0
			64QAM	1	1		20.19	0
			256QAM	1	1		18.41	1.5
CP	QPSK	1	1		20.55	0		

NR Band n25 _ 30 MHz Bandwidth

Bandwidth	SCS(kHz)	OFDM	Modulation	RB Size	RB Offset	Reduced Power [dBm]		MPR [dB]
						376500	1882.5 MHz	
30 MHz	15	DFT-s OFDM	pi/2 BPSK	1	1		20.15	0
				1	80		20.73	0
				1	158		20.19	0
				80	0		20.57	0
				80	40		20.73	0
				80	80		20.52	0
				160	0		20.51	0
			QPSK	1	1		20.21	0
				1	80		20.74	0
				1	158		20.15	0
				80	0		20.62	0
				80	40		20.71	0
				80	80		20.53	0
				160	0		20.57	0
			16QAM	1	1		20.26	0
			64QAM	1	1		20.06	0
			256QAM	1	1		18.25	1.5
CP	QPSK	1	1		20.40	0		

NR Band n25 _ 40 MHz Bandwidth

Bandwidth	SCS(kHz)	OFDM	Modulation	RB Size	RB Offset	Reduced Power [dBm]		MPR [dB]
						376500	1882.5 MHz	
40 MHz	15	DFT-s OFDM	pi/2 BPSK	1	1		19.86	0
				1	108		20.75	0
				1	214		19.84	0
				108	0		20.45	0
				108	54		20.73	0
				108	108		20.42	0
			216	0		20.40	0	
			QPSK	1	1		19.85	0
				1	108		20.75	0
				1	214		19.82	0
				108	0		20.44	0
				108	54		20.66	0
				108	108		20.41	0
				216	0		20.42	0
			16QAM	1	1		19.92	0
			64QAM	1	1		19.72	0
			256QAM	1	1		17.90	1.5
CP	QPSK	1	1		20.04	0		

[NR Band n66 Conducted Power_ Hotspot activated]

NR Band n66 _5 MHz Bandwidth

Bandwidth	SCS(kHz)	OFDM	Modulation	RB Size	RB Offset	Reduced Power [dBm]			MPR [dB]
						342500	349000	355500	
						1712.5 MHz	1745 MHz	1777.5 MHz	
5 MHz	15	DFT-s OFDM	pi/2 BPSK	1	1	19.89	19.81	19.66	0
				1	13	19.85	19.93	19.68	0
				1	23	19.81	19.98	19.61	0
				12	0	19.94	19.93	19.77	0
				12	7	19.86	19.95	19.73	0
				12	13	19.82	20.01	19.70	0
			25	0	19.91	19.97	19.73	0	
			QPSK	1	1	19.87	19.77	19.68	0
				1	13	19.82	19.89	19.65	0
				1	23	19.77	19.99	19.60	0
				12	0	19.97	19.89	19.83	0
				12	7	19.85	19.96	19.72	0
				12	13	19.83	19.95	19.68	0
			25	0	19.92	19.97	19.77	0	
			16QAM	1	1	19.84	19.76	19.68	0
			64QAM	1	1	19.74	19.66	19.50	0
			256QAM	1	1	18.94	18.85	18.73	0.5
			CP	QPSK	1	1	20.07	20.01	19.89

NR Band n66 _10 MHz Bandwidth

Bandwidth	SCS(kHz)	OFDM	Modulation	RB Size	RB Offset	Reduced Power [dBm]			MPR [dB]
						343000	349000	355000	
						1715 MHz	1745 MHz	1775 MHz	
10 MHz	15	DFT-s OFDM	pi/2 BPSK	1	1	19.77	19.52	19.72	0
				1	26	19.69	19.77	19.58	0
				1	50	19.51	19.99	19.42	0
				25	0	19.79	19.68	19.76	0
				25	14	19.71	19.81	19.64	0
				25	27	19.70	19.96	19.64	0
			50	0	19.72	19.81	19.63	0	
			QPSK	1	1	19.73	19.50	19.69	0
				1	26	19.70	19.78	19.57	0
				1	50	19.51	19.95	19.39	0
				25	0	19.76	19.71	19.82	0
				25	14	19.73	19.86	19.69	0
				25	27	19.72	19.97	19.59	0
			50	0	19.74	19.81	19.73	0	
			16QAM	1	1	19.67	19.50	19.66	0
			64QAM	1	1	19.57	19.40	19.56	0
			256QAM	1	1	18.79	18.54	18.75	0.5
			CP	QPSK	1	1	19.93	19.70	19.92

NR Band n66 _ 15 MHz Bandwidth

Bandwidth	SCS(kHz)	OFDM	Modulation	RB Size	RB Offset	Reduced Power [dBm]			MPR [dB]
						343500	349000	354500	
						1717.5 MHz	1745 MHz	1772.5 MHz	
15 MHz	15	DFT-s OFDM	pi/2 BPSK	1	1	19.90	19.64	19.94	0
				1	40	19.82	19.96	19.82	0
				1	77	19.59	20.14	19.51	0
				36	0	19.89	19.81	20.04	0
				36	22	19.81	20.00	19.87	0
				36	43	19.74	20.21	19.75	0
			75	0	19.79	19.96	19.93	0	
			QPSK	1	1	19.81	19.60	19.96	0
				1	40	19.73	19.95	19.77	0
				1	77	19.53	20.08	19.51	0
				36	0	19.90	19.76	20.10	0
				36	22	19.83	20.01	19.88	0
				36	43	19.75	20.16	19.74	0
			75	0	19.80	20.04	20.02	0	
			16QAM	1	1	19.78	19.50	19.93	0
			64QAM	1	1	19.74	19.38	19.84	0
			256QAM	1	1	18.90	18.60	19.01	0.5
			CP	QPSK	1	1	20.07	19.80	20.22

NR Band n66 _ 20 MHz Bandwidth

Bandwidth	SCS(kHz)	OFDM	Modulation	RB Size	RB Offset	Reduced Power [dBm]			MPR [dB]
						344000	349000	354000	
						1720 MHz	1745 MHz	1770 MHz	
20 MHz	15	DFT-s OFDM	pi/2 BPSK	1	1	19.83	19.48	20.02	0
				1	53	19.75	19.98	19.99	0
				1	104	19.48	20.14	19.54	0
				50	0	19.84	19.70	20.14	0
				50	28	19.74	19.95	19.97	0
				50	56	19.62	20.24	19.76	0
			100	0	19.77	20.00	20.04	0	
			QPSK	1	1	19.79	19.45	19.93	0
				1	53	19.74	19.95	19.97	0
				1	104	19.43	20.07	19.47	0
				50	0	19.83	19.75	20.16	0
				50	28	19.75	19.98	20.04	0
				50	56	19.66	20.25	19.77	0
			100	0	19.75	20.04	20.03	0	
			16QAM	1	1	19.75	19.46	20.02	0
			64QAM	1	1	19.64	19.29	19.85	0
			256QAM	1	1	18.85	18.53	19.06	0.5
			CP	QPSK	1	1	20.00	19.65	20.22

NR Band n66 _ 25 MHz Bandwidth

Bandwidth	SCS(kHz)	OFDM	Modulation	RB Size	RB Offset	Reduced Power [dBm]			MPR [dB]
						344500	349000	353500	
						1722.5 MHz	1745 MHz	1767.5 MHz	
25 MHz	15	DFT-s OFDM	pi/2 BPSK	1	1	19.67	19.41	19.95	0
				1	66	19.68	19.98	20.01	0
				1	131	19.36	20.00	19.37	0
				64	0	19.71	19.67	20.04	0
				64	35	19.64	19.89	20.02	0
				64	69	19.53	20.13	19.71	0
			128	0	19.59	19.88	19.93	0	
			QPSK	1	1	19.61	19.36	19.93	0
				1	66	19.62	19.94	19.98	0
				1	131	19.33	19.98	19.30	0
				64	0	19.78	19.70	20.09	0
				64	35	19.70	19.92	20.06	0
				64	69	19.58	20.15	19.77	0
			128	0	19.61	19.90	19.95	0	
			16QAM	1	1	19.65	19.38	19.96	0
			64QAM	1	1	19.45	19.20	19.77	0
256QAM	1	1	18.71	18.41	19.02	0.5			
CP	QPSK	1	1	19.89	19.61	20.21	0		

NR Band n66 _ 30 MHz Bandwidth

Bandwidth	SCS(kHz)	OFDM	Modulation	RB Size	RB Offset	Reduced Power [dBm]			MPR [dB]
							349000		
							1745 MHz		
30 MHz	15	DFT-s OFDM	pi/2 BPSK	1	1		19.23		0
				1	80		19.93		0
				1	158		19.83		0
				80	0		19.61		0
				80	40		19.91		0
				80	80		20.08		0
			160	0		19.83		0	
			QPSK	1	1		19.20		0
				1	80		19.90		0
				1	158		19.80		0
				80	0		19.64		0
				80	40		19.95		0
				80	80		20.08		0
			160	0		19.84		0	
			16QAM	1	1		19.24		0
			64QAM	1	1		19.06		0
256QAM	1	1		18.27		0.5			
CP	QPSK	1	1		19.46		0		

NR Band n66 _ 40 MHz Bandwidth

Bandwidth	SCS(kHz)	OFDM	Modulation	RB Size	RB Offset	Reduced Power [dBm]		MPR [dB]
						349000	1745 MHz	
40 MHz	15	DFT-s OFDM	pi/2 BPSK	1	1		19.06	0
				1	108		19.94	0
				1	214		19.47	0
				108	0		19.66	0
				108	54		19.98	0
				108	108		20.11	0
			216	0		19.81	0	
			QPSK	1	1		19.03	0
				1	108		19.92	0
				1	214		19.44	0
				108	0		19.62	0
				108	54		20.10	0
				108	108		19.99	0
				216	0		19.85	0
			16QAM	1	1		19.05	0
			64QAM	1	1		18.90	0
			256QAM	1	1		18.06	0.5
CP	QPSK	1	1		19.28	0		

11.5.3 NR Band Reduced Conducted Power(Grip Sensor on)

[NR Band n2 Conducted Power_ Grip Sensor on]

NR Band n2 _ 5 MHz Bandwidth

Bandwidth	SCS(kHz)	OFDM	Modulation	RB Size	RB Offset	Reduced Power [dBm]			MPR [dB]
						370500	376000	381500	
						1852.5 MHz	1880 MHz	1907.5 MHz	
5 MHz	15	DFT-s OFDM	pi/2 BPSK	1	1	20.37	20.72	20.35	0
				1	13	20.33	20.79	20.32	0
				1	23	20.31	20.77	20.44	0
				12	0	20.44	20.80	20.47	0
				12	7	20.31	20.81	20.42	0
				12	13	20.31	20.77	20.36	0
			25	0	20.39	20.79	20.43	0	
			QPSK	1	1	20.38	20.76	20.37	0
				1	13	20.30	20.78	20.35	0
				1	23	20.33	20.78	20.42	0
				12	0	20.42	20.85	20.47	0
				12	7	20.40	20.84	20.40	0
				12	13	20.33	20.77	20.41	0
			25	0	20.44	20.82	20.43	0	
			16QAM	1	1	20.38	20.73	20.38	0
			64QAM	1	1	20.22	20.58	20.25	0
			256QAM	1	1	18.38	18.82	18.44	1.5
			CP	QPSK	1	1	20.56	20.92	20.59

NR Band n2 _ 10 MHz Bandwidth

Bandwidth	SCS(kHz)	OFDM	Modulation	RB Size	RB Offset	Reduced Power [dBm]			MPR [dB]
						371000	376000	381000	
						1855 MHz	1880 MHz	1905 MHz	
10 MHz	15	DFT-s OFDM	pi/2 BPSK	1	1	20.24	20.47	20.32	0
				1	26	20.24	20.64	20.25	0
				1	50	20.30	20.57	20.28	0
				25	0	20.38	20.63	20.26	0
				25	14	20.31	20.75	20.34	0
				25	27	20.29	20.59	20.29	0
			50	0	20.34	20.60	20.24	0	
			QPSK	1	1	20.28	20.53	20.31	0
				1	26	20.25	20.65	20.28	0
				1	50	20.24	20.59	20.20	0
				25	0	20.38	20.62	20.34	0
				25	14	20.32	20.69	20.31	0
				25	27	20.29	20.59	20.28	0
			50	0	20.35	20.63	20.31	0	
			16QAM	1	1	20.34	20.50	20.35	0
			64QAM	1	1	20.16	20.37	20.13	0
			256QAM	1	1	18.27	18.61	18.33	1.5
			CP	QPSK	1	1	20.43	20.70	20.51

NR Band n2_15 MHz Bandwidth

Bandwidth	SCS(kHz)	OFDM	Modulation	RB Size	RB Offset	Reduced Power [dBm]			MPR [dB]
						371500	376000	380500	
						1857.5 MHz	1880 MHz	1902.5 MHz	
15 MHz	15	DFT-s OFDM	pi/2 BPSK	1	1	20.34	20.61	20.42	0
				1	40	20.41	20.77	20.40	0
				1	77	20.43	20.65	20.28	0
				36	0	20.45	20.78	20.44	0
				36	22	20.43	20.86	20.42	0
				36	43	20.47	20.79	20.34	0
				75	0	20.46	20.81	20.41	0
			QPSK	1	1	20.40	20.59	20.41	0
				1	40	20.44	20.80	20.37	0
				1	77	20.43	20.63	20.26	0
				36	0	20.47	20.73	20.45	0
				36	22	20.49	20.87	20.43	0
				36	43	20.52	20.80	20.44	0
				75	0	20.49	20.80	20.43	0
			16QAM	1	1	20.39	20.59	20.44	0
			64QAM	1	1	20.22	20.46	20.33	0
			256QAM	1	1	18.45	18.65	18.50	1.5
			CP	QPSK	1	1	20.55	20.80	20.64

NR Band n2_20 MHz Bandwidth

Bandwidth	SCS(kHz)	OFDM	Modulation	RB Size	RB Offset	Reduced Power [dBm]			MPR [dB]
						372000	376000	380000	
						1860 MHz	1880 MHz	1900 MHz	
20 MHz	15	DFT-s OFDM	pi/2 BPSK	1	1	20.31	20.39	20.51	0
				1	53	20.44	20.83	20.48	0
				1	104	20.45	20.54	20.27	0
				50	0	20.40	20.70	20.63	0
				50	28	20.50	20.85	20.49	0
				50	56	20.52	20.61	20.38	0
				100	0	20.49	20.73	20.52	0
			QPSK	1	1	20.29	20.46	20.54	0
				1	53	20.45	20.84	20.49	0
				1	104	20.44	20.53	20.31	0
				50	0	20.47	20.71	20.64	0
				50	28	20.51	20.83	20.53	0
				50	56	20.58	20.67	20.42	0
				100	0	20.51	20.73	20.54	0
			16QAM	1	1	20.27	20.47	20.59	0
			64QAM	1	1	20.13	20.31	20.42	0
			256QAM	1	1	18.33	18.53	18.59	1.5
			CP	QPSK	1	1	20.44	20.65	20.69

[NR Band n25 Conducted Power _ Grip Sensor on]

NR Band n25 _ 5 MHz Bandwidth

Bandwidth	SCS(kHz)	OFDM	Modulation	RB Size	RB Offset	Reduced Power [dBm]			MPR [dB]
						370500	376500	382500	
						1852.5 MHz	1882.5 MHz	1912.5 MHz	
5 MHz	15	DFT-s OFDM	pi/2 BPSK	1	1	20.26	20.68	20.22	0
				1	13	20.22	20.71	20.27	0
				1	23	20.28	20.71	20.34	0
				12	0	20.31	20.75	20.40	0
				12	7	20.30	20.70	20.30	0
				12	13	20.28	20.72	20.32	0
				25	0	20.33	20.78	20.38	0
			QPSK	1	1	20.32	20.70	20.27	0
				1	13	20.24	20.66	20.28	0
				1	23	20.27	20.70	20.35	0
				12	0	20.36	20.78	20.40	0
				12	7	20.29	20.77	20.36	0
				12	13	20.30	20.75	20.34	0
				25	0	20.34	20.78	20.37	0
			16QAM	1	1	20.29	20.66	20.22	0
			64QAM	1	1	20.14	20.56	20.09	0
			256QAM	1	1	18.36	18.73	18.33	1.5
			CP	QPSK	1	1	20.51	20.95	20.48

NR Band n25 _ 10 MHz Bandwidth

Bandwidth	SCS(kHz)	OFDM	Modulation	RB Size	RB Offset	Reduced Power [dBm]			MPR [dB]
						371000	376500	382000	
						1855 MHz	1882.5 MHz	1910 MHz	
10 MHz	15	DFT-s OFDM	pi/2 BPSK	1	1	20.21	20.47	20.14	0
				1	26	20.22	20.55	20.11	0
				1	50	20.22	20.50	20.16	0
				25	0	20.33	20.59	20.25	0
				25	14	20.23	20.62	20.18	0
				25	27	20.27	20.54	20.14	0
				50	0	20.23	20.49	20.14	0
			QPSK	1	1	20.18	20.44	20.15	0
				1	26	20.21	20.55	20.13	0
				1	50	20.12	20.49	20.12	0
				25	0	20.32	20.57	20.25	0
				25	14	20.27	20.62	20.17	0
				25	27	20.30	20.53	20.14	0
				50	0	20.30	20.60	20.21	0
			16QAM	1	1	20.26	20.46	20.14	0
			64QAM	1	1	20.09	20.30	19.99	0
			256QAM	1	1	18.26	18.53	18.20	1.5
			CP	QPSK	1	1	20.40	20.68	20.35

NR Band n25 _ 15 MHz Bandwidth

Bandwidth	SCS(kHz)	OFDM	Modulation	RB Size	RB Offset	Reduced Power [dBm]			MPR [dB]
						371500	376500	381500	
						1857.5 MHz	1882.5 MHz	1907.5 MHz	
15 MHz	15	DFT-s OFDM	pi/2 BPSK	1	1	20.30	20.57	20.31	0
				1	40	20.41	20.78	20.37	0
				1	77	20.39	20.51	20.35	0
				36	0	20.39	20.73	20.39	0
				36	22	20.37	20.71	20.37	0
				36	43	20.44	20.7	20.33	0
			QPSK	75	0	20.41	20.74	20.42	0
				1	1	20.30	20.57	20.31	0
				1	40	20.38	20.75	20.35	0
				1	77	20.35	20.50	20.34	0
				36	0	20.41	20.78	20.44	0
				36	22	20.37	20.79	20.41	0
			16QAM	36	43	20.48	20.68	20.36	0
				75	0	20.49	20.74	20.44	0
				1	1	20.32	20.53	20.32	0
			64QAM	1	1	20.17	20.40	20.20	0
				1	1	18.39	18.61	18.39	1.5
			CP	QPSK	1	1	20.53	20.82	20.58

NR Band n25 _ 20 MHz Bandwidth

Bandwidth	SCS(kHz)	OFDM	Modulation	RB Size	RB Offset	Reduced Power [dBm]			MPR [dB]
						372000	376500	381000	
						1860 MHz	1882.5 MHz	1905 MHz	
20 MHz	15	DFT-s OFDM	pi/2 BPSK	1	1	20.30	20.46	20.51	0
				1	53	20.39	20.75	20.44	0
				1	104	20.43	20.47	20.32	0
				50	0	20.33	20.71	20.44	0
				50	28	20.40	20.74	20.43	0
				50	56	20.50	20.57	20.34	0
			QPSK	100	0	20.42	20.71	20.38	0
				1	1	20.23	20.46	20.46	0
				1	53	20.38	20.77	20.44	0
				1	104	20.40	20.44	20.32	0
				50	0	20.36	20.75	20.44	0
				50	28	20.39	20.79	20.47	0
			16QAM	50	56	20.57	20.60	20.30	0
				100	0	20.46	20.76	20.43	0
				1	1	20.33	20.45	20.56	0
			64QAM	1	1	20.12	20.31	20.32	0
				1	1	18.33	18.52	18.56	1.5
			CP	QPSK	1	1	20.42	20.69	20.67

NR Band n25 _ 25 MHz Bandwidth

Bandwidth	SCS(kHz)	OFDM	Modulation	RB Size	RB Offset	Reduced Power [dBm]		MPR [dB]
						376500	1882.5 MHz	
25 MHz	15	DFT-s OFDM	pi/2 BPSK	1	1		20.36	0
				1	66		20.80	0
				1	131		20.35	0
				64	0		20.66	0
				64	35		20.76	0
				64	69		20.59	0
			128	0		20.61	0	
			QPSK	1	1		20.37	0
				1	66		20.78	0
				1	131		20.32	0
				64	0		20.72	0
				64	35		20.76	0
				64	69		20.64	0
			128	0		20.65	0	
			16QAM	1	1		20.38	0
		64QAM	1	1		20.23	0	
256QAM	1	1		18.41	1.5			
CP	QPSK	1	1		20.58	0		

NR Band n25 _ 30 MHz Bandwidth

Bandwidth	SCS(kHz)	OFDM	Modulation	RB Size	RB Offset	Reduced Power [dBm]		MPR [dB]
						376500	1882.5 MHz	
30 MHz	15	DFT-s OFDM	pi/2 BPSK	1	1		20.20	0
				1	80		20.73	0
				1	158		20.20	0
				80	0		20.56	0
				80	40		20.69	0
				80	80		20.51	0
			160	0		20.52	0	
			QPSK	1	1		20.21	0
				1	80		20.75	0
				1	158		20.14	0
				80	0		20.58	0
				80	40		20.75	0
				80	80		20.49	0
			160	0		20.56	0	
			16QAM	1	1		20.22	0
		64QAM	1	1		20.04	0	
256QAM	1	1		18.23	1.5			
CP	QPSK	1	1		20.40	0		

NR Band n25 _ 40 MHz Bandwidth

Bandwidth	SCS(kHz)	OFDM	Modulation	RB Size	RB Offset	Reduced Power [dBm]		MPR [dB]
						376500	1882.5 MHz	
40 MHz	15	DFT-s OFDM	pi/2 BPSK	1	1		19.86	0
				1	108		20.76	0
				1	214		19.85	0
				108	0		20.48	0
				108	54		20.72	0
				108	108		20.44	0
			216	0		20.39	0	
			QPSK	1	1		19.84	0
				1	108		20.75	0
				1	214		19.80	0
				108	0		20.44	0
				108	54		20.70	0
				108	108		20.38	0
			216	0		20.43	0	
			16QAM	1	1		19.86	0
			64QAM	1	1		19.70	0
			256QAM	1	1		17.92	1.5
			CP	QPSK	1	1		20.05

[NR Band n66 Conducted Power Grip Sensor on]

NR Band n66 _5 MHz Bandwidth

Bandwidth	SCS(kHz)	OFDM	Modulation	RB Size	RB Offset	Reduced Power [dBm]			MPR [dB]
						342500	349000	355500	
						1712.5 MHz	1745 MHz	1777.5 MHz	
5 MHz	15	DFT-s OFDM	pi/2 BPSK	1	1	19.85	19.77	19.64	0
				1	13	19.75	19.91	19.65	0
				1	23	19.69	19.97	19.55	0
				12	0	19.86	19.87	19.72	0
				12	7	19.84	19.93	19.69	0
				12	13	19.78	19.94	19.61	0
			25	0	19.84	19.91	19.70	0	
			QPSK	1	1	19.81	19.73	19.63	0
				1	13	19.75	19.83	19.60	0
				1	23	19.72	19.96	19.54	0
				12	0	19.91	19.84	19.76	0
				12	7	19.83	19.91	19.72	0
				12	13	19.77	19.92	19.65	0
			25	0	19.85	19.95	19.70	0	
			16QAM	1	1	19.74	19.69	19.67	0
			64QAM	1	1	19.71	19.58	19.47	0
			256QAM	1	1	18.87	18.80	18.69	0.5
			CP	QPSK	1	1	20.05	19.94	19.86

NR Band n66 _10 MHz Bandwidth

Bandwidth	SCS(kHz)	OFDM	Modulation	RB Size	RB Offset	Reduced Power [dBm]			MPR [dB]
						343000	349000	355000	
						1715 MHz	1745 MHz	1775 MHz	
10 MHz	15	DFT-s OFDM	pi/2 BPSK	1	1	19.74	19.46	19.67	0
				1	26	19.67	19.73	19.53	0
				1	50	19.49	19.94	19.37	0
				25	0	19.76	19.65	19.74	0
				25	14	19.68	19.75	19.61	0
				25	27	19.60	19.89	19.59	0
			50	0	19.69	19.77	19.57	0	
			QPSK	1	1	19.69	19.45	19.67	0
				1	26	19.66	19.73	19.55	0
				1	50	19.43	19.87	19.35	0
				25	0	19.73	19.61	19.75	0
				25	14	19.66	19.77	19.65	0
				25	27	19.61	19.90	19.55	0
			50	0	19.72	19.80	19.62	0	
			16QAM	1	1	19.64	19.46	19.63	0
			64QAM	1	1	19.55	19.28	19.47	0
			256QAM	1	1	18.75	18.52	18.69	0.5
			CP	QPSK	1	1	19.93	19.66	19.89

NR Band n66 _ 15 MHz Bandwidth

Bandwidth	SCS(kHz)	OFDM	Modulation	RB Size	RB Offset	Reduced Power [dBm]			MPR [dB]
						343500	349000	354500	
						1717.5 MHz	1745 MHz	1772.5 MHz	
15 MHz	15	DFT-s OFDM	pi/2 BPSK	1	1	19.75	19.58	19.89	0
				1	40	19.68	19.88	19.77	0
				1	77	19.50	20.02	19.44	0
				36	0	19.77	19.72	19.97	0
				36	22	19.69	19.91	19.80	0
				36	43	19.64	20.08	19.67	0
			75	0	19.76	19.94	19.90	0	
			QPSK	1	1	19.81	19.53	19.90	0
				1	40	19.67	19.84	19.75	0
				1	77	19.44	19.99	19.44	0
				36	0	19.82	19.76	20.01	0
				36	22	19.79	19.94	19.81	0
				36	43	19.64	20.12	19.74	0
			75	0	19.80	19.92	19.90	0	
			16QAM	1	1	19.70	19.50	19.87	0
			64QAM	1	1	19.63	19.37	19.71	0
			256QAM	1	1	18.80	18.58	18.95	0.5
			CP	QPSK	1	1	20.01	19.76	20.17

NR Band n66 _ 20 MHz Bandwidth

Bandwidth	SCS(kHz)	OFDM	Modulation	RB Size	RB Offset	Reduced Power [dBm]			MPR [dB]
						344000	349000	354000	
						1720 MHz	1745 MHz	1770 MHz	
20 MHz	15	DFT-s OFDM	pi/2 BPSK	1	1	19.81	19.39	19.95	0
				1	53	19.71	19.88	19.92	0
				1	104	19.44	20.07	19.44	0
				50	0	19.74	19.65	20.07	0
				50	28	19.74	19.87	19.90	0
				50	56	19.61	20.19	19.72	0
			100	0	19.71	19.92	19.95	0	
			QPSK	1	1	19.75	19.42	19.91	0
				1	53	19.69	19.90	19.90	0
				1	104	19.40	20.01	19.40	0
				50	0	19.83	19.72	20.13	0
				50	28	19.73	19.95	19.96	0
				50	56	19.57	20.21	19.73	0
			100	0	19.75	19.94	19.95	0	
			16QAM	1	1	19.72	19.37	19.92	0
			64QAM	1	1	19.56	19.23	19.74	0
			256QAM	1	1	18.79	18.45	19.00	0.5
			CP	QPSK	1	1	19.95	19.60	20.15

NR Band n66 _ 25 MHz Bandwidth

Bandwidth	SCS(kHz)	OFDM	Modulation	RB Size	RB Offset	Reduced Power [dBm]			MPR [dB]
						344500	349000	353500	
						1722.5 MHz	1745 MHz	1767.5 MHz	
25 MHz	15	DFT-s OFDM	pi/2 BPSK	1	1	19.62	19.33	19.94	0
				1	66	19.64	19.93	19.99	0
				1	131	19.33	19.94	19.36	0
				64	0	19.66	19.65	20.06	0
				64	35	19.58	19.88	20.03	0
				64	69	19.53	20.10	19.70	0
			128	0	19.63	19.85	19.91	0	
			QPSK	1	1	19.62	19.32	19.91	0
				1	66	19.58	19.90	19.96	0
				1	131	19.27	19.93	19.31	0
				64	0	19.69	19.68	20.08	0
				64	35	19.61	19.95	20.03	0
				64	69	19.54	20.16	19.78	0
			128	0	19.60	19.87	19.93	0	
			16QAM	1	1	19.53	19.31	19.88	0
			64QAM	1	1	19.46	19.13	19.76	0
			256QAM	1	1	18.68	18.39	19.02	0.5
			CP	QPSK	1	1	19.84	19.56	20.18

NR Band n66 _ 30 MHz Bandwidth

Bandwidth	SCS(kHz)	OFDM	Modulation	RB Size	RB Offset	Reduced Power [dBm]			MPR [dB]
							349000		
							1745 MHz		
30 MHz	15	DFT-s OFDM	pi/2 BPSK	1	1		19.23		0
				1	80		19.89		0
				1	158		19.83		0
				80	0		19.59		0
				80	40		19.91		0
				80	80		20.07		0
			160	0		19.79		0	
			QPSK	1	1		19.22		0
				1	80		19.88		0
				1	158		19.76		0
				80	0		19.60		0
				80	40		19.92		0
				80	80		20.04		0
			160	0		19.81		0	
			16QAM	1	1		19.19		0
			64QAM	1	1		19.04		0
			256QAM	1	1		18.26		0.5
			CP	QPSK	1	1		19.39	

NR Band n66 _ 40 MHz Bandwidth

Bandwidth	SCS(kHz)	OFDM	Modulation	RB Size	RB Offset	Reduced Power [dBm]		MPR [dB]
						349000	1745 MHz	
40 MHz	15	DFT-s OFDM	pi/2 BPSK	1	1		19.04	0
				1	108		19.91	0
				1	214		19.46	0
				108	0		19.62	0
				108	54		19.94	0
				108	108		20.09	0
			216	0		19.78	0	
			QPSK	1	1		19.05	0
				1	108		19.90	0
				1	214		19.37	0
				108	0		19.59	0
				108	54		19.97	0
				108	108		20.14	0
				216	0		19.82	0
				16QAM	1	1		19.01
			64QAM	1	1		18.86	0
			256QAM	1	1		18.09	0.5
CP	QPSK	1	1		19.25	0		

11.7 WIFI Conducted Power measurement method

Un-Licensed bands (DTS Band)

Test Description	Test Procedure Used
Conducted Output Power	- KDB 558074 v05 - Section 8.3.2.3 - ANSI 63.10-2013 - Section 11.9.2.3

Test Procedure

1. Measure the duty cycle.
2. Measure the average power of the transmitter. This measurement is an average over both the on and off periods of the transmitter.
3. Add $10 \log(1/x)$, where x is the duty cycle, to the measured power in order to compute the average power during the actual transmission times.

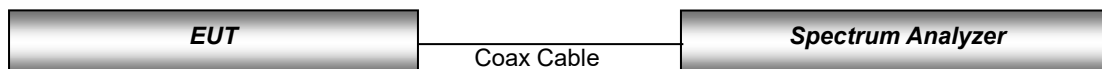
Un-Licensed bands (NII Band)

Test Description	Test Procedure Used
Conducted Output Power	- KDB 789033 D02 v02r01 - Section E.3.a

Test Procedure

1. Measure the duty cycle.
2. Measure the average power of the transmitter. This measurement is an average over both the on and off periods of the transmitter.
3. Add $10 \log(1/x)$, where x is the duty cycle, to the measured power in order to compute the average power during the actual transmission times.

Test setup



11.7.1 IEEE 802.11 (2.4 GHz) Maximum Conducted Power

Mode	Frequency [MHz]	Channel	IEEE 802.11 (2.4 GHz) Average RF Conducted Power [dBm]
802.11b	2 412	1	18.57
	2 437	6	18.47
	2 462	11	18.97
802.11g	2 412	1	18.88
	2 437	6	18.65
	2 462	11	19.24
802.11n (HT20)	2 412	1	18.73
	2 437	6	18.47
	2 462	11	19.12

11.7.2 IEEE 802.11 (2.4 GHz) Reduced Conducted Power (Held to ear VOIP)

Mode	Frequency [MHz]	Channel	IEEE 802.11 (2.4 GHz) Average RF Conducted Power [dBm]
802.11b	2 412	1	18.78
	2 437	6	18.78
	2 462	11	18.63
802.11g	2 412	1	13.05
	2 437	6	12.87
	2 462	11	13.17
802.11n (HT20)	2 412	1	13.91
	2 437	6	13.79
	2 462	11	13.90

11.7.3 IEEE 802.11 (5 GHz) Maximum Conducted Power

Mode	Frequency [MHz]	Channel	IEEE 802.11 (5 GHz) Average RF Conducted Power [dBm]
802.11a (20 MHz BW)	5 180	36	16.04
	5 200	40	16.23
	5 220	44	16.21
	5 240	48	16.57
	5 260	52	15.61
	5 280	56	15.55
	5 300	60	15.91
	5 320	64	15.98
	5 500	100	15.62
	5 600	120	15.38
	5 620	124	15.35
	5 720	144	15.54
	5 745	149	16.82
	5 785	157	16.71
5 825	165	16.44	


11.7.4 IEEE 802.11 (5 GHz) Reduced Conducted Power (Held to ear VOIP)

Mode	Frequency [MHz]	Channel	IEEE 802.11 (5 GHz) Reduced Average Conducted Power [dBm]
802.11ac (80 MHz BW)	5 210	42	5.76
	5 290	58	4.90
	5 530	106	4.96
	5 610	122	4.97
	5 690	138	4.98
	5 775	155	4.99

Justification for test configurations for WLAN per KDB Publication 248227 D01v02r02:

- Power measurements were performed for the transmission mode configuration with the highest maximum output power specified for production units.
- For transmission mode with the same maximum output power specification, powers were measured for the largest channel bandwidth, lowest order modulation and lowest data rate.
- For transmission modes with identical maximum specified output power, channel bandwidth, modulation and data rates, power measurements were required for all identical configurations.
- For each transmission mode configuration, powers were measured for the highest and lowest channels; and at the mid-band channel(s) when there were at least 3 channels supported. For configurations with multiple mid-band channels, due to an even number of channels, both channels were measured.

Test Configuration



11.8 Bluetooth

11.8.1 Bluetooth Maximum Conducted Power

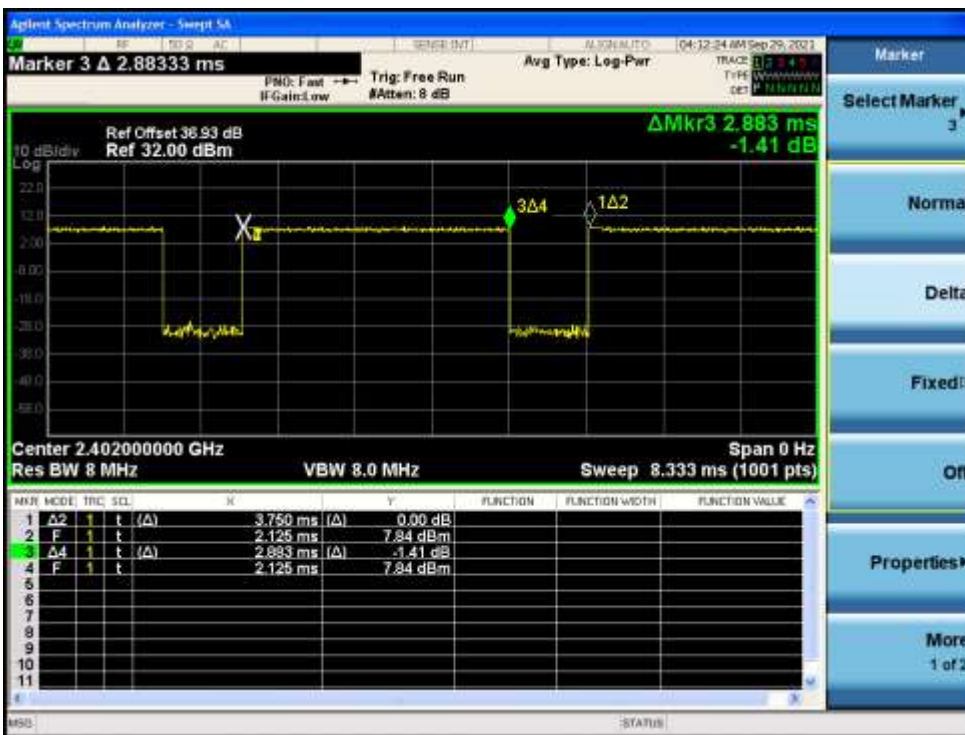
The Burst averaged-conducted power

Mode	Channel	Bluetooth Power [dBm]
DH5	0	8.05
	39	7.71
	78	7.94
2-DH5	0	4.75
	39	4.45
	78	4.95
3-DH5	0	4.85
	39	4.21
	78	4.65

Per October 2016 TCB Workshop Notes:

When call box and Bluetooth protocol are used for Bluetooth SAR measurement, time-domain plot is required to identify duty factor for supporting the test setup and result.

Bluetooth duty cycle was measured using Bluetooth tester equipment (CBT / R&S) with Bluetooth DH5 mode.



Bluetooth

Duty Cycle

$$= (\text{BT-On time} / \text{BT-Full time}) = (2.883 / 3.750) = 0.769 \text{ (DH5)}$$

Duty factor= 1/Duty cycle : 1.300

12. System Verification

12.1 Tissue Verification

The body simulating material is calibrated by HCT using the DAKS 3.5 to determine the conductivity and permittivity.

Table for Head Tissue Verification									
Date of Tests	Tissue Temp. (°C)	Tissue Type	Freq. (MHz)	Measured Conductivity σ (S/m)	Measured Dielectric Constant, ϵ	Target Conductivity σ (S/m)	Target Dielectric Constant, ϵ	% dev σ	% dev ϵ
09/16/2021	20.5	750H	705	0.879	43.171	0.889	42.174	-1.12	2.36
			710	0.880	43.136	0.890	42.148	-1.12	2.34
			750	0.898	43.005	0.893	41.940	0.56	2.54
09/27/2021	20.0	750H	670	0.867	43.452	0.888	42.356	-2.36	2.59
			700	0.880	43.364	0.890	42.200	-1.12	2.76
			750	0.900	43.217	0.893	41.940	0.78	3.04
09/17/2021	20.1	750H	750	0.899	43.224	0.893	41.940	0.67	3.06
			785	0.913	43.119	0.896	41.758	1.90	3.26
09/24/2021	20.4	750H	750	0.899	43.265	0.893	41.940	0.67	3.16
			785	0.913	43.102	0.896	41.758	1.90	3.22
09/19/2021	21.5	835H	820	0.916	40.691	0.899	41.577	1.89	-2.13
			835	0.937	40.421	0.900	41.500	4.11	-2.60
			850	0.940	40.233	0.916	41.500	2.62	-3.05
09/15/2021	19.4	835H	820	0.897	41.942	0.899	41.577	-0.22	0.88
			835	0.911	41.718	0.900	41.500	1.22	0.53
			850	0.926	41.569	0.916	41.500	1.09	0.17
09/30/2021	21.0	1800H	1710	1.294	40.201	1.348	40.144	-4.01	0.14
			1750	1.330	40.136	1.371	40.080	-2.99	0.14
			1800	1.376	40.001	1.400	40.000	-1.71	0.00
10/08/2021	22.4	1800H	1710	1.289	40.207	1.348	40.144	-4.38	0.16
			1750	1.325	40.124	1.371	40.080	-3.36	0.11
			1800	1.372	39.984	1.400	40.000	-2.00	-0.04
09/28/2021	19.5	1900H	1850	1.390	41.174	1.400	40.000	-0.71	2.94
			1900	1.398	40.959	1.400	40.000	-0.14	2.40
			1910	1.406	40.925	1.400	40.000	0.43	2.31
09/29/2021	20.5	1900H	1850	1.331	40.729	1.400	40.000	-4.93	1.82
			1900	1.390	40.447	1.400	40.000	-0.71	1.12
			1910	1.398	40.417	1.400	40.000	-0.14	1.04
10/01/2021	20.6	1900H	1850	1.356	41.687	1.400	40.000	-3.14	4.22
			1900	1.421	41.447	1.400	40.000	1.50	3.62
			1910	1.425	41.392	1.400	40.000	1.79	3.48
10/12/2021	20.8	2300H	2300	1.634	41.083	1.667	39.470	-1.98	4.09
			2310	1.640	41.072	1.676	39.452	-2.15	4.11
			2350	1.684	41.025	1.711	39.380	-1.58	4.18
			2360	1.700	40.958	1.720	39.362	-1.16	4.05

Table for Head Tissue Verification									
Date of Tests	Tissue Temp. (°C)	Tissue Type	Freq. (MHz)	Measured Conductivity σ (S/m)	Measured Dielectric Constant, ϵ	Target Conductivity σ (S/m)	Target Dielectric Constant, ϵ	% dev σ	% dev ϵ
10/01/2021	20.4	2300H	2300	1.644	41.022	1.667	39.470	-1.38	3.93
			2310	1.644	41.039	1.676	39.452	-1.91	4.02
			2350	1.692	40.986	1.711	39.380	-1.11	4.08
			2360	1.705	40.905	1.720	39.362	-0.87	3.92
09/30/2021	23.0	2300H	2300	1.642	41.066	1.667	39.470	-1.50	4.04
			2310	1.647	41.070	1.676	39.452	-1.73	4.10
			2350	1.696	40.970	1.711	39.380	-0.88	4.04
09/16/2021	23.7	2450H	2400	1.765	38.021	1.756	39.290	0.51	-3.23
			2450	1.824	37.839	1.800	39.200	1.33	-3.47
			2500	1.882	37.712	1.855	39.140	1.46	-3.65
09/28/2021	22.5	2450H	2400	1.763	38.105	1.756	39.290	0.40	-3.02
			2450	1.826	37.889	1.800	39.200	1.44	-3.34
			2500	1.885	37.704	1.855	39.140	1.62	-3.67
09/24/2021	22.4	2450H	2400	1.775	38.042	1.756	39.290	1.08	-3.18
			2450	1.834	37.868	1.800	39.200	1.89	-3.40
			2500	1.885	37.711	1.855	39.140	1.62	-3.65
10/05/2021	19.3	2600H	2500	1.849	38.320	1.855	39.140	-0.32	-2.10
			2600	1.956	37.848	1.964	39.010	-0.41	-2.98
			2690	2.061	37.566	2.062	38.894	-0.05	-3.41
10/02/2021	21.3	2600H	2500	1.929	40.525	1.855	39.140	3.99	3.54
			2600	2.039	40.130	1.964	39.010	3.82	2.87
			2690	2.107	39.230	2.062	38.894	2.18	0.86
09/27/2021	19.4	3500H-3700H	3500	2.966	39.134	2.913	37.930	1.82	3.17
			3550	2.920	38.290	2.964	37.870	-1.48	1.11
			3650	3.120	38.543	3.066	37.760	1.76	2.07
			3700	3.190	38.540	3.118	37.700	2.31	2.23
10/14/2021	22.0	5180H-5800H	5180	4.637	35.829	4.635	36.010	0.04	-0.50
			5250	4.709	35.700	4.706	35.930	0.06	-0.64
			5280	4.737	35.704	4.737	35.894	0.00	-0.53
			5320	4.792	35.654	4.778	35.846	0.29	-0.54
			5500	4.947	35.451	4.963	35.640	-0.32	-0.53
			5600	5.027	35.192	5.065	35.530	-0.75	-0.95
			5750	5.284	35.070	5.219	35.360	1.25	-0.82
			5800	5.234	35.112	5.270	35.300	-0.68	-0.53
10/15/2021	21.8	5180H-5800H	5180	4.674	36.832	4.635	36.010	0.84	2.28
			5250	4.842	36.706	4.706	35.930	2.89	2.16
			5280	4.735	36.534	4.737	35.894	-0.04	1.78
			5320	4.805	36.896	4.778	35.846	0.57	2.93
			5500	5.080	36.426	4.963	35.640	2.36	2.21
			5600	5.130	36.435	5.065	35.530	1.28	2.55
			5750	5.259	36.608	5.219	35.360	0.77	3.53
			5800	5.148	36.938	5.270	35.300	-2.31	4.64
			5825	5.153	36.371	5.296	35.270	-2.70	3.12

- 5G NR SUB 6

Table for Head Tissue Verification									
Date of Tests	Tissue Temp. (°C)	Tissue Type	Freq. (MHz)	Measured Conductivity σ (S/m)	Measured Dielectric Constant, ϵ	Target Conductivity σ (S/m)	Target Dielectric Constant, ϵ	% dev σ	% dev ϵ
09/16/2021	20.6	750H	705	0.862	43.142	0.889	42.174	-3.04	2.30
			710	0.867	43.021	0.890	42.148	-2.58	2.07
			750	0.910	42.555	0.893	41.940	1.90	1.47
09/17/2021	20.4	835H	820	0.888	43.117	0.899	41.577	-1.22	3.70
			835	0.903	42.984	0.900	41.500	0.33	3.58
			850	0.918	42.821	0.916	41.500	0.22	3.18
09/18/2021	20.4	1800H	1710	1.294	40.247	1.348	40.144	-4.01	0.26
			1750	1.329	40.192	1.371	40.080	-3.06	0.28
			1800	1.379	40.035	1.400	40.000	-1.50	0.09
10/12/2021	22.4	1900H	1850	1.394	40.933	1.400	40.000	-0.43	2.33
			1900	1.447	40.869	1.400	40.000	3.36	2.17
			1910	1.461	40.846	1.400	40.000	4.36	2.11
09/27/2021	20.5	2600H	2500	1.849	38.327	1.855	39.140	-0.32	-2.08
			2600	1.964	37.814	1.964	39.010	0.00	-3.07
			2690	2.061	37.533	2.062	38.894	-0.05	-3.50
09/24/2021	20.8	2600H	2500	1.926	40.126	1.855	39.140	3.83	2.52
			2600	2.043	39.732	1.964	39.010	4.02	1.85
			2690	2.113	39.101	2.062	38.894	2.47	0.53
09/14/2021	19.0	3400H~3550	3400	2.830	39.241	2.810	38.040	0.71	3.16
			3500	2.937	38.987	2.913	37.930	0.82	2.79
			3550	2.952	39.041	2.964	37.870	-0.40	3.09
09/13/2021	19.4	3400H~3550	3400	2.814	39.051	2.810	38.040	0.14	2.66
			3500	2.928	38.862	2.913	37.930	0.51	2.46
			3550	2.943	38.829	2.964	37.870	-0.71	2.53
10/01/2021	22.6	3700H~3970	3700	3.128	37.893	3.118	37.700	0.32	0.51
			3750	3.156	37.884	3.169	37.640	-0.41	0.65
			3800	3.199	37.883	3.220	37.590	-0.65	0.78
			3900	3.256	37.815	3.233	37.470	0.71	0.92
10/02/2021	22.7	3700H~3970	3970	3.308	37.664	3.394	37.390	-2.53	0.73
			3700	3.125	37.830	3.118	37.700	0.22	0.34
			3750	3.163	37.827	3.169	37.640	-0.19	0.50
			3800	3.196	37.827	3.220	37.590	-0.75	0.63
10/13/2021	24.6	3700H~3970	3900	3.253	37.740	3.233	37.470	0.62	0.72
			3970	3.305	37.595	3.394	37.390	-2.62	0.55
			3700	3.141	37.806	3.118	37.700	0.74	0.28
			3750	3.179	37.802	3.169	37.640	0.32	0.43
10/14/2021	21.8	3700H~3970	3800	3.213	37.805	3.220	37.590	-0.22	0.57
			3900	3.272	37.723	3.233	37.470	1.21	0.68
			3970	3.323	37.589	3.394	37.390	-2.09	0.53
			3700	3.090	37.856	3.118	37.700	-0.90	0.41
			3750	3.127	37.861	3.169	37.640	-1.33	0.59
			3800	3.159	37.879	3.220	37.590	-1.89	0.77
			3900	3.213	37.803	3.233	37.470	-0.62	0.89
			3970	3.263	37.645	3.394	37.390	-3.86	0.68

12.2 System Verification

Input Power: 50 mW

Freq. [MHz]	Date	Probe (S/N)	Dipole (S/N)	Liquid	Amb. Temp. [°C]	Liquid Temp. [°C]	1 W Target SAR _{1g} (SPEAG) [W/kg]	50mW Measured SAR _{1g} [W/kg]	1 W Normalized SAR _{1g} [W/kg]	Deviation [%]	Limit [%]
750	09/16/2021	7654	1014	Head	20.6	20.5	8.55	0.442	8.84	+ 3.39	± 10
750	09/27/2021	7654		Head	20.1	20.0	8.55	0.444	8.88	+ 3.86	± 10
750	09/17/2021	7654		Head	20.2	20.1	8.55	0.443	8.86	+ 3.63	± 10
750	09/24/2021	7654		Head	20.4	20.4	8.55	0.442	8.84	+ 3.39	± 10
835	09/19/2021	3903	4d165	Head	21.6	21.5	9.68	0.454	9.08	- 6.20	± 10
835	09/15/2021	7654		Head	19.5	19.4	9.68	0.470	9.40	- 2.89	± 10
1 800	09/30/2021	7654	2d015	Head	21.1	21.0	38.8	1.81	36.2	- 6.70	± 10
1 800	10/08/2021	7654		Head	22.4	22.4	38.8	1.80	36.0	- 7.22	± 10
1 900	09/28/2021	7654	5d032	Head	19.5	19.5	40.0	1.93	38.6	- 3.50	± 10
1 900	09/29/2021	7654		Head	20.6	20.5	40.0	1.95	39.0	- 2.50	± 10
1 900	10/01/2021	7654		Head	20.7	20.6	40.0	1.98	39.6	- 1.00	± 10
2 300	10/12/2021	7654	1010	Head	20.9	20.8	49.5	2.30	46.0	- 7.07	± 10
2 300	10/01/2021	3076		Head	20.5	20.4	49.5	2.36	47.2	- 4.65	± 10
2 300	09/30/2021	3076		Head	23.2	23.0	49.5	2.35	47.0	- 5.05	± 10
2 450	09/16/2021	3972	965	Head	23.8	23.7	53.3	2.64	52.8	- 0.94	± 10
2 450	09/28/2021	7370		Head	22.5	22.5	53.3	2.60	52.0	- 2.44	± 10
2 450	09/24/2021	7370		Head	22.5	22.4	53.3	2.56	51.2	- 3.94	± 10
2 600	10/02/2021	7654	1106	Head	21.3	21.3	56.3	2.73	54.6	- 3.02	± 10
2 600	10/07/2021	7654		Head	21.2	21.2	56.3	2.84	56.8	+ 0.89	± 10
3 500	09/27/2021	7370	1040	Head	19.5	19.4	66.3	3.33	66.6	+ 0.45	± 10
5 250	10/14/2021	7370	1107	Head	22.0	22.0	80.6	4.11	82.2	+ 1.99	± 10
5 600	10/14/2021	7370		Head	22.0	22.0	84.2	4.28	85.6	+ 1.66	± 10
5 750	10/14/2021	7370		Head	22.0	22.0	80.9	4.27	85.4	+ 5.56	± 10
5 250	10/15/2021	7370	1107	Head	21.8	21.8	80.6	3.75	75.0	- 6.95	± 10
5 600	10/15/2021	7370		Head	21.8	21.8	84.2	4.12	82.4	- 2.14	± 10
5 750	10/15/2021	7370		Head	21.8	21.8	80.9	4.18	83.6	+ 3.34	± 10

5G NR SUB 6

Freq. [MHz]	Date	Probe (S/N)	Dipole (S/N)	Liquid	Amb. Temp. [°C]	Liquid Temp. [°C]	1 W Target SAR _{1g} (SPEAG) [W/kg]	50mW Measured SAR _{1g} [W/kg]	1 W Normalized SAR _{1g} [W/kg]	Deviation [%]	Limit [%]
750	09/16/2021	3903	1014	Head	20.6	20.6	8.55	0.429	8.58	+ 0.35	± 10
835	09/17/2021	3903	4d165	Head	20.5	20.4	9.68	0.502	10.04	+ 3.72	± 10
1 800	09/18/2021	7654	2d015	Head	20.5	20.4	38.8	1.95	39.0	+ 0.52	± 10
1 900	10/12/2021	7654	5d032	Head	22.5	22.4	40.0	2.06	41.2	+ 3.00	± 10
2 600	09/27/2021	3903	1106	Head	20.7	20.5	56.3	2.73	54.6	- 3.02	± 10
2 600	09/24/2021	3903	1106	Head	20.9	20.8	56.3	2.83	56.6	+ 0.53	± 10
3 500	09/14/2021	7654	1040	Head	19.1	19.0	66.3	3.31	66.2	- 0.15	± 10
3 500	09/13/2021	7654	1040	Head	19.5	19.4	66.3	3.29	65.8	- 0.75	± 10
3 700	10/01/2021	7622	1066	Head	22.7	22.6	66.4	3.19	63.8	- 3.92	± 10
3 900	10/01/2021	7622	1019	Head	22.7	22.6	70.4	3.66	73.2	+ 3.98	± 10
3 700	10/02/2021	7622	1066	Head	22.7	22.7	66.4	3.19	63.8	- 3.92	± 10
3 900	10/02/2021	7622	1019	Head	22.7	22.7	70.4	3.67	73.4	+ 4.26	± 10
3 700	10/13/2021	7654	1066	Head	24.6	24.6	66.4	3.43	68.6	+ 3.31	± 10
3 900	10/13/2021	7654	1019	Head	24.6	24.6	70.4	3.48	69.6	- 1.14	± 10
3 700	10/14/2021	7654	1066	Head	21.8	21.8	66.4	3.32	66.4	+ 0.00	± 10
3 900	10/14/2021	7654	1019	Head	21.8	21.8	70.4	3.40	68.0	- 3.41	± 10

System Verification Results – Extremity SAR

Input Power: 50 mW

Freq. [MHz]	Date	Probe (S/N)	Dipole (S/N)	Liquid	Amb. Temp. [°C]	Liquid Temp. [°C]	1 W Target SAR _{10g} (SPEAG) [W/kg]	50mW Measured SAR _{10g} [W/kg]	1 W Normalized SAR _{10g} [W/kg]	Deviation [%]	Limit [%]
5 250	10/15/2021	7370	1107	Head	21.8	21.8	23.2	1.08	21.6	- 6.90	± 10
5 600	10/15/2021	7370		Head	21.8	21.8	24.2	1.17	23.4	- 3.31	± 10

12.3 System Verification Procedure

SAR measurement was prior to assessment; the system is verified to the ± 10 % of the specifications at each frequency band by using the system verification kit. (Graphic Plots Attached)

- Cabling the system, using the verification kit equipment.
- Generate about 50 mW Input level from the signal generator to the Dipole Antenna.
- Dipole antenna was placed below the flat phantom.
- The measured one-gram SAR at the surface of the phantom above the dipole feed-point should be within 10 % of the target reference value.
- The results are normalized to 1 W input power.

Note;

SAR Verification was performed according to the FCC KDB 865664 D01v01r04.

13. SAR Test Data Summary

13.1 SAR Measurement Results

GSM 850 Head SAR _ Main Ant.#1											
Frequency		Mode	Tune-Up Limit	Meas. Power	Power Drift	Test Position	Duty Cycle	1g Meas. SAR	Scaling Factor	1g Scaled SAR	Plot No.
Mhz	Ch.		(dB)	(dB)	(dB)			(W/kg)		(W/kg)	
836.6	190	GSM	34.0	32.55	0.17	Left Cheek	1:8.3	0.217	1.396	0.303	-
836.6	190	GSM	34.0	32.55	-0.14	Left Tilt	1:8.3	0.102	1.396	0.142	-
836.6	190	GSM	34.0	32.55	-0.13	Right Cheek	1:8.3	0.264	1.396	0.369	-
836.6	190	GSM	34.0	32.55	0.09	Right Tilt	1:8.3	0.134	1.396	0.187	-
836.6	190	GPRS 2Tx	32.5	31.46	0.14	Left Cheek	1:4.15	0.282	1.271	0.358	-
836.6	190	GPRS 2Tx	32.5	31.46	0.07	Left Tilt	1:4.15	0.135	1.271	0.172	-
836.6	190	GPRS 2Tx	32.5	31.46	0.06	Right Cheek	1:4.15	0.363	1.271	0.461	1
836.6	190	GPRS 2Tx	32.5	31.46	-0.13	Right Tilt	1:4.15	0.178	1.271	0.226	-
ANSI/ IEEE C95.1 - 2005 – Safety Limit Spatial Peak Uncontrolled Exposure/ General Population						Head 1.6 W/kg Averaged over 1 gram					

GSM 1900 Head SAR _ Main Ant.#2											
Frequency		Mode	Tune-Up Limit	Meas. Power	Power Drift	Test Position	Duty Cycle	1g Meas. SAR	Scaling Factor	1g Scaled SAR	Plot No.
Mhz	Ch.		(dB)	(dB)	(dB)			(W/kg)		(W/kg)	
1 880	661	GSM	31.0	29.90	-0.19	Left Cheek	1:8.3	0.119	1.288	0.153	-
1 880	661	GSM	31.0	29.90	0.13	Left Tilt	1:8.3	0.081	1.288	0.104	-
1 880	661	GSM	31.0	29.90	-0.10	Right Cheek	1:8.3	0.081	1.288	0.104	-
1 880	661	GSM	31.0	29.90	0.12	Right Tilt	1:8.3	0.049	1.288	0.063	-
1 880	661	GPRS 2Tx	29.5	28.86	-0.11	Left Cheek	1:4.15	0.193	1.159	0.224	2
1 880	661	GPRS 2Tx	29.5	28.86	0.01	Left Tilt	1:4.15	0.116	1.159	0.134	-
1 880	661	GPRS 2Tx	29.5	28.86	-0.12	Right Cheek	1:4.15	0.127	1.159	0.147	-
1 880	661	GPRS 2Tx	29.5	28.86	0.12	Right Tilt	1:4.15	0.073	1.159	0.085	-
ANSI/ IEEE C95.1 - 2005 – Safety Limit Spatial Peak Uncontrolled Exposure/ General Population						Head 1.6 W/kg Averaged over 1 gram					

UMTS Band 5 Head SAR _ Main Ant.#1											
Frequency		Mode	Tune-Up Limit	Meas. Power	Power Drift	Test Position	Duty Cycle	1g Meas. SAR	Scaling Factor	1g Scaled SAR	Plot No.
Mhz	Ch.		(dB)	(dB)	(dB)			(W/kg)		(W/kg)	
836.6	4183	RMC	25.0	23.69	0.12	Left Cheek	1:1	0.237	1.352	0.320	-
836.6	4183	RMC	25.0	23.69	0.09	Left Tilt	1:1	0.135	1.352	0.183	-
836.6	4183	RMC	25.0	23.69	0.16	Right Cheek	1:1	0.311	1.352	0.420	3
836.6	4183	RMC	25.0	23.69	0.06	Right Tilt	1:1	0.188	1.352	0.254	-
ANSI/ IEEE C95.1 - 2005 – Safety Limit Spatial Peak Uncontrolled Exposure/ General Population						Head 1.6 W/kg Averaged over 1 gram					

UMTS Band 4 Head SAR _ Main Ant.#2												
Frequency		Mode	Tune-Up Limit	Meas. Power	Power Drift	Test Position	Duty Cycle	1g Meas. SAR	Scaling Factor	1g Scaled SAR	Plot No.	
Mhz	Ch.		(dB)	(dB)	(dB)			(W/kg)		(W/kg)		
1 732.4	1412	RMC	25.0	23.31	0.12	Left Cheek	1:1	0.131	1.476	0.193	-	
1 732.4	1412	RMC	25.0	23.31	-0.19	Left Tilt	1:1	0.086	1.476	0.127	-	
1 732.4	1412	RMC	25.0	23.31	0.18	Right Cheek	1:1	0.137	1.476	0.202	4	
1 732.4	1412	RMC	25.0	23.31	0.16	Right Tilt	1:1	0.079	1.476	0.117	-	
ANSI/ IEEE C95.1 - 2005 – Safety Limit Spatial Peak Uncontrolled Exposure/ General Population						Head 1.6 W/kg Averaged over 1 gram						

UMTS Band 2 Head SAR _ Main Ant.#2												
Frequency		Mode	Tune-Up Limit	Meas. Power	Power Drift	Test Position	Duty Cycle	1g Meas. SAR	Scaling Factor	1g Scaled SAR	Plot No.	
Mhz	Ch.		(dB)	(dB)	(dB)			(W/kg)		(W/kg)		
1 880	9400	RMC	24.5	23.83	0.15	Left Cheek	1:1	0.253	1.167	0.295	5	
1 880	9400	RMC	24.5	23.83	0.17	Left Tilt	1:1	0.175	1.167	0.204	-	
1 880	9400	RMC	24.5	23.83	0.17	Right Cheek	1:1	0.223	1.167	0.260	-	
1 880	9400	RMC	24.5	23.83	0.19	Right Tilt	1:1	0.122	1.167	0.142	-	
ANSI/ IEEE C95.1 - 2005 – Safety Limit Spatial Peak Uncontrolled Exposure/ General Population						Head 1.6 W/kg Averaged over 1 gram						

LTE Band 7 Head SAR _ Main Ant.#2															
Frequency		Mode	Band width	Tune-Up Limit	Meas. Power	Power Drift	Test Position	MPR	RB Size	RB offset	Duty Cycle	1g Meas. SAR	Scaling Factor	1g Scaled SAR	Plot No.
Mhz	Ch.			(dBm)	(dBm)	(dB)		(dB)	(dB)	(dB)		(W/kg)		(W/kg)	
2 560	21350	QPSK	20	24.5	23.52	0.14	Left Cheek	0	1	49	1:1	0.345	1.253	0.432	6
2 560	21350	QPSK	20	23.5	23.21	0.18	Left Cheek	1	50	0	1:1	0.294	1.069	0.314	-
2 560	21350	QPSK	20	24.5	23.52	0.19	Left Tilt	0	1	49	1:1	0.131	1.253	0.164	-
2 560	21350	QPSK	20	23.5	23.21	0.17	Left Tilt	1	50	0	1:1	0.113	1.069	0.121	-
2 560	21350	QPSK	20	24.5	23.52	0.12	Right Cheek	0	1	49	1:1	0.179	1.253	0.224	-
2 560	21350	QPSK	20	23.5	23.21	0.18	Right Cheek	1	50	0	1:1	0.168	1.069	0.180	-
2 560	21350	QPSK	20	24.5	23.52	-0.18	Right Tilt	0	1	49	1:1	0.234	1.253	0.293	-
2 560	21350	QPSK	20	23.5	23.21	-0.17	Right Tilt	1	50	0	1:1	0.214	1.069	0.229	-
ANSI/ IEEE C95.1 - 2005 – Safety Limit Spatial Peak Uncontrolled Exposure/ General Population							Head 1.6 W/kg Averaged over 1 gram								

LTE Band 12 Head SAR_ Main Ant.#1															
Frequency		Mode	Band width	Tune-Up Limit	Meas. Power	Power Drift	Test Position	MPR	RB Size	RB offset	Duty Cycle	Meas. SAR	Scaling Factor	Scaled SAR	Plot No.
Mhz	Ch.														
707.5	23095	QPSK	10	24.5	23.37	0.12	Left Cheek	0	1	0	1:1	0.163	1.297	0.211	-
707.5	23095	QPSK	10	23.5	22.33	0.19	Left Cheek	1	25	12	1:1	0.118	1.309	0.154	-
707.5	23095	QPSK	10	24.5	23.37	0.14	Left Tilt	0	1	0	1:1	0.081	1.297	0.105	-
707.5	23095	QPSK	10	23.5	22.33	-0.03	Left Tilt	1	25	12	1:1	0.071	1.309	0.093	-
707.5	23095	QPSK	10	24.5	23.37	0.13	Right Cheek	0	1	0	1:1	0.187	1.297	0.243	7
707.5	23095	QPSK	10	23.5	22.33	0.18	Right Cheek	1	25	12	1:1	0.150	1.309	0.196	-
707.5	23095	QPSK	10	24.5	23.37	0.16	Right Tilt	0	1	0	1:1	0.086	1.297	0.112	-
707.5	23095	QPSK	10	23.5	22.33	0.18	Right Tilt	1	25	12	1:1	0.067	1.309	0.088	-
ANSI/ IEEE C95.1 - 2005 – Safety Limit Spatial Peak Uncontrolled Exposure/ General Population								Head 1.6 W/kg Averaged over 1 gram							

LTE Band 13 Head SAR_ Main Ant.#1															
Frequency		Mode	Band width	Tune-Up Limit	Meas. Power	Power Drift	Test Position	MPR	RB Size	RB offset	Duty Cycle	Meas. SAR	Scaling Factor	Scaled SAR	Plot No.
Mhz	Ch.														
782	23230	QPSK	10	24.5	23.46	-0.02	Left Cheek	0	1	0	1:1	0.215	1.271	0.273	-
782	23230	QPSK	10	23.5	22.34	-0.15	Left Cheek	1	25	24	1:1	0.173	1.306	0.226	-
782	23230	QPSK	10	24.5	23.46	0.14	Left Tilt	0	1	0	1:1	0.121	1.271	0.154	-
782	23230	QPSK	10	23.5	22.34	0.19	Left Tilt	1	25	24	1:1	0.091	1.306	0.119	-
782	23230	QPSK	10	24.5	23.46	0.16	Right Cheek	0	1	0	1:1	0.274	1.271	0.348	8
782	23230	QPSK	10	23.5	22.34	0.14	Right Cheek	1	25	24	1:1	0.205	1.306	0.268	-
782	23230	QPSK	10	24.5	23.46	0.13	Right Tilt	0	1	0	1:1	0.137	1.271	0.174	-
782	23230	QPSK	10	23.5	22.34	0.08	Right Tilt	1	25	24	1:1	0.107	1.306	0.140	-
ANSI/ IEEE C95.1 - 2005 – Safety Limit Spatial Peak Uncontrolled Exposure/ General Population								Head 1.6 W/kg Averaged over 1 gram							

LTE Band 14 Head SAR_ Main Ant.#1															
Frequency		Mode	Band width	Tune-Up Limit	Meas. Power	Power Drift	Test Position	MPR	RB Size	RB offset	Duty Cycle	Meas. SAR	Scaling Factor	Scaled SAR	Plot No.
Mhz	Ch.														
793	23330	QPSK	10	24.5	23.41	0.19	Left Cheek	0	1	24	1:1	0.192	1.285	0.247	-
793	23330	QPSK	10	23.5	22.34	0.15	Left Cheek	1	25	0	1:1	0.160	1.306	0.209	-
793	23330	QPSK	10	24.5	23.41	0.07	Left Tilt	0	1	24	1:1	0.112	1.285	0.144	-
793	23330	QPSK	10	23.5	22.34	0.06	Left Tilt	1	25	0	1:1	0.093	1.306	0.121	-
793	23330	QPSK	10	24.5	23.41	0.14	Right Cheek	0	1	24	1:1	0.246	1.285	0.316	9
793	23330	QPSK	10	23.5	22.34	0.18	Right Cheek	1	25	0	1:1	0.195	1.306	0.255	-
793	23330	QPSK	10	24.5	23.41	0.04	Right Tilt	0	1	24	1:1	0.141	1.285	0.181	-
793	23330	QPSK	10	23.5	22.34	-0.01	Right Tilt	1	25	0	1:1	0.117	1.306	0.153	-
ANSI/ IEEE C95.1 - 2005 – Safety Limit Spatial Peak Uncontrolled Exposure/ General Population								Head 1.6 W/kg Averaged over 1 gram							

LTE Band 25 Head SAR _ Main Ant.#2

Frequency		Mode	Band width	Tune-Up Limit	Meas. Power	Power Drift	Test Position	MPR	RB Size	RB offset	Duty Cycle	Meas. SAR	Scaling Factor	Scaled SAR	Plot No.
Mhz	Ch.														
1 882.5	26365	QPSK	20	24.5	24.03	-0.12	Left Cheek	0	1	49	1:1	0.322	1.114	0.359	10
1 882.5	26365	QPSK	20	23.5	23.09	0.16	Left Cheek	1	50	0	1:1	0.244	1.099	0.268	-
1 882.5	26365	QPSK	20	24.5	24.03	0.16	Left Tilt	0	1	49	1:1	0.139	1.114	0.155	-
1 882.5	26365	QPSK	20	23.5	23.09	0.16	Left Tilt	1	50	0	1:1	0.110	1.099	0.121	-
1 882.5	26365	QPSK	20	24.5	24.03	-0.14	Right Cheek	0	1	49	1:1	0.237	1.114	0.264	-
1 882.5	26365	QPSK	20	23.5	23.09	0.13	Right Cheek	1	50	0	1:1	0.174	1.099	0.191	-
1 882.5	26365	QPSK	20	24.5	24.03	0.10	Right Tilt	0	1	49	1:1	0.117	1.114	0.130	-
1 882.5	26365	QPSK	20	23.5	23.09	0.17	Right Tilt	1	50	0	1:1	0.089	1.099	0.098	-
ANSI/ IEEE C95.1 - 2005 – Safety Limit Spatial Peak Uncontrolled Exposure/ General Population								Head 1.6 W/kg Averaged over 1 gram							

LTE Band 26 Head SAR _ Main Ant.#1

Frequency		Mode	Band width	Tune-Up Limit	Meas. Power	Power Drift	Test Position	MPR	RB Size	RB offset	Duty Cycle	1g Meas. SAR	Scaling Factor	1g Scaled SAR	Plot No.
Mhz	Ch.														
831.5	26865	QPSK	15	25.0	23.48	-0.08	Left Cheek	0	1	36	1:1	0.120	1.419	0.170	-
831.5	26865	QPSK	15	24.0	22.42	-0.11	Left Cheek	1	36	0	1:1	0.107	1.439	0.154	-
831.5	26865	QPSK	15	25.0	23.48	0.00	Left Tilt	0	1	36	1:1	0.104	1.419	0.148	-
831.5	26865	QPSK	15	24.0	22.42	0.15	Left Tilt	1	36	0	1:1	0.082	1.439	0.118	-
831.5	26865	QPSK	15	25.0	23.48	0.18	Right Cheek	0	1	36	1:1	0.244	1.419	0.346	11
831.5	26865	QPSK	15	24.0	22.42	0.10	Right Cheek	1	36	0	1:1	0.207	1.439	0.298	-
831.5	26865	QPSK	15	25.0	23.48	0.15	Right Tilt	0	1	36	1:1	0.121	1.419	0.172	-
831.5	26865	QPSK	15	24.0	22.42	0.17	Right Tilt	1	36	0	1:1	0.101	1.439	0.145	-
ANSI/ IEEE C95.1 - 2005 – Safety Limit Spatial Peak Uncontrolled Exposure/ General Population								Head 1.6 W/kg Averaged over 1 gram							

LTE Band 30 Head SAR _ Main Ant.#2

Frequency		Mode	Band width	Tune-Up Limit	Meas. Power	Power Drift	Test Position	MPR	RB Size	RB offset	Duty Cycle	Meas. SAR	Scaling Factor	Scaled SAR	Plot No.
Mhz	Ch.														
2 310	27710	QPSK	10	23.0	21.90	-0.12	Left Cheek	0	1	0	1:1	0.208	1.288	0.268	12
2 310	27710	QPSK	10	22.0	21.43	0.15	Left Cheek	1	25	0	1:1	0.181	1.140	0.206	-
2 310	27710	QPSK	10	23.0	21.90	0.16	Left Tilt	0	1	0	1:1	0.067	1.288	0.086	-
2 310	27710	QPSK	10	22.0	21.43	-0.10	Left Tilt	1	25	0	1:1	0.082	1.140	0.093	-
2 310	27710	QPSK	10	23.0	21.90	0.14	Right Cheek	0	1	0	1:1	0.112	1.288	0.144	-
2 310	27710	QPSK	10	22.0	21.43	0.16	Right Cheek	1	25	0	1:1	0.101	1.140	0.115	-
2 310	27710	QPSK	10	23.0	21.90	0.16	Right Tilt	0	1	0	1:1	0.100	1.288	0.129	-
2 310	27710	QPSK	10	22.0	21.43	0.12	Right Tilt	1	25	0	1:1	0.088	1.140	0.100	-
ANSI/ IEEE C95.1 - 2005 – Safety Limit Spatial Peak Uncontrolled Exposure/ General Population								Head 1.6 W/kg Averaged over 1 gram							

LTE TDD Band 40 Head SAR_ Lower frequency range_ Main Ant.#2

Frequency		Mode	Band width (MHz)	Tune-Up Limit (dBm)	Meas. Power (dBm)	Power Drift (dB)	Test Position	MPR (dB)	RB Size	RB offset	Duty Cycle	Meas. SAR (W/kg)	Scaling Factor	Scaled SAR (W/kg)	Plot No.
Mhz	Ch.														
2 310	38750	QPSK	10	11.0	9.91	0.15	Left Cheek	0	1	0	1:1.58	0.0067	1.285	0.009	-
2 310	38750	QPSK	10	11.0	9.87	0.19	Left Cheek	0	25	12	1:1.58	0.00697	1.297	0.009	13
2 310	38750	QPSK	10	11.0	9.91	0.11	Left Tilt	0	1	0	1:1.58	0.00127	1.285	0.002	-
2 310	38750	QPSK	10	11.0	9.87	0.18	Left Tilt	0	25	12	1:1.58	0.00256	1.297	0.003	-
2 310	38750	QPSK	10	11.0	9.91	0.12	Right Cheek	0	1	0	1:1.58	0.00527	1.285	0.007	-
2 310	38750	QPSK	10	11.0	9.87	0.18	Right Cheek	0	25	12	1:1.58	0.0051	1.297	0.007	-
2 310	38750	QPSK	10	11.0	9.91	-0.18	Right Tilt	0	1	0	1:1.58	0.00348	1.285	0.004	-
2 310	38750	QPSK	10	11.0	9.87	0.08	Right Tilt	0	25	12	1:1.58	0.00316	1.297	0.004	-
ANSI/ IEEE C95.1 - 2005 – Safety Limit Spatial Peak Uncontrolled Exposure/ General Population								Head 1.6 W/kg Averaged over 1 gram							

LTE TDD Band 40 Head SAR_ Upper frequency range_ Main Ant.#2

Frequency		Mode	Band width (MHz)	Tune-Up Limit (dBm)	Meas. Power (dBm)	Power Drift (dB)	Test Position	MPR (dB)	RB Size	RB offset	Duty Cycle	Meas. SAR (W/kg)	Scaling Factor	Scaled SAR (W/kg)	Plot No.
Mhz	Ch.														
2 355	39200	QPSK	10	11.0	10.07	0.06	Left Cheek	0	1	0	1:1.58	0.00519	1.239	0.006	-
2 355	39200	QPSK	10	11.0	10.06	0.09	Left Cheek	0	25	24	1:1.58	0.00628	1.242	0.008	14
2 355	39200	QPSK	10	11.0	10.07	-0.10	Left Tilt	0	1	0	1:1.58	0.00189	1.239	0.002	-
2 355	39200	QPSK	10	11.0	10.06	0.17	Left Tilt	0	25	24	1:1.58	0.0021	1.242	0.003	-
2 355	39200	QPSK	10	11.0	10.07	0.17	Right Cheek	0	1	0	1:1.58	0.00361	1.239	0.004	-
2 355	39200	QPSK	10	11.0	10.06	0.06	Right Cheek	0	25	24	1:1.58	0.00388	1.242	0.005	-
2 355	39200	QPSK	10	11.0	10.07	0.10	Right Tilt	0	1	0	1:1.58	0.0032	1.239	0.004	-
2 355	39200	QPSK	10	11.0	10.06	0.16	Right Tilt	0	25	24	1:1.58	0.00427	1.242	0.005	-
ANSI/ IEEE C95.1 - 2005 – Safety Limit Spatial Peak Uncontrolled Exposure/ General Population								Head 1.6 W/kg Averaged over 1 gram							

LTE TDD Band 41 Head SAR_ Main Ant.#2																
Frequency		Mode	Band width	Tune-Up Limit	Meas. Power	Power Drift	Test Position	MPR	RB Size	RB offset	Duty Cycle	Meas. SAR	Scaling Factor	Scaled SAR	Plot No.	
Mhz	Ch.															(MHz)
2 549.5	40185	QPSK	20	24.2	23.22	0.10	Left Cheek	0	1	0	1:1.58	0.171	1.253	0.214	-	
2 549.5	40185	QPSK	20	23.2	22.26	0.17	Left Cheek	1	50	0	1:1.58	0.135	1.242	0.168	-	
2 549.5	40185	QPSK	20	24.2	23.22	0.12	Left Tilt	0	1	0	1:1.58	0.041	1.253	0.051	-	
2 549.5	40185	QPSK	20	23.2	22.26	0.15	Left Tilt	1	50	0	1:1.58	0.035	1.242	0.043	-	
2 549.5	40185	QPSK	20	24.2	23.22	0.08	Right Cheek	0	1	0	1:1.58	0.090	1.253	0.113	-	
2 549.5	40185	QPSK	20	23.2	22.26	-0.12	Right Cheek	1	50	0	1:1.58	0.088	1.242	0.109	-	
2 549.5	40185	QPSK	20	24.2	23.22	-0.01	Right Tilt	0	1	0	1:1.58	0.102	1.253	0.128	-	
2 549.5	40185	QPSK	20	23.2	22.26	0.15	Right Tilt	1	50	0	1:1.58	0.082	1.242	0.102	-	
2 549.5	40185	QPSK	20	27.0	26.25	-0.15	Left Cheek	0	1	0	1:2.31	0.282	1.189	0.335	15 **	
Up-link Carrier Aggregation (41C)																
2 549.5	40185	QPSK	PCC	20	24.2	23.10	-1.15	Left Cheek	0	1	0	1:1.58	0.200	1.288	0.258	-
2 529.7	39987	QPSK	SCC	20						1	99					
2 549.5	40185	QPSK	PCC	20	26.5	26.00	-0.13	Left Cheek	0	1	0	1:2.31	0.257	1.122	0.288	**
2 529.7	39987	QPSK	SCC	20						1	99					
ANSI/ IEEE C95.1 - 2005- Safety Limit Spatial Peak Uncontrolled Exposure/ General Population								Head 1.6 W/kg Averaged over 1 gram								

Note: ** Data entry indicate LTE 41 Power Class 2(HPUE)

LTE TDD Band 48 Head SAR_ Main Ant.#3															
Frequency		Mode	Band width	Tune-Up Limit	Meas. Power	Power Drift	Test Position	MPR	RB Size	RB offset	Duty Cycle	1g Meas. SAR	Scaling Factor	1g Scaled SAR	Plot No.
Mhz	Ch.														
3 560	55340	QPSK	20	22	21.56	-0.08	Left Cheek	0	1	0	1:1.58	0.196	1.107	0.217	-
3 560	55340	QPSK	20	22	21.67	-0.02	Left Cheek	1	50	0	1:1.58	0.164	1.079	0.177	-
3 560	55340	QPSK	20	22	21.56	0.04	Left Tilt	0	1	0	1:1.58	0.202	1.107	0.224	-
3 560	55340	QPSK	20	22	21.67	0.03	Left Tilt	1	50	0	1:1.58	0.166	1.079	0.179	-
3 560	55340	QPSK	20	22	21.56	-0.11	Right Cheek	0	1	0	1:1.58	0.411	1.107	0.455	16
3 560	55340	QPSK	20	22	21.67	-0.07	Right Cheek	1	50	0	1:1.58	0.333	1.079	0.356	-
3 560	55340	QPSK	20	22	21.56	-0.16	Right Tilt	0	1	0	1:1.58	0.351	1.107	0.388	-
3 560	55340	QPSK	20	22	21.67	-0.04	Right Tilt	1	50	0	1:1.58	0.285	1.079	0.307	-
ANSI/ IEEE C95.1 - 2005 - Safety Limit Spatial Peak Uncontrolled Exposure/ General Population								Head 1.6 W/kg Averaged over 1 gram							

LTE Band 66 Head SAR_ Main Ant.#2															
Frequency		Mode	Band width	Tune-Up Limit	Meas. Power	Power Drift	Test Position	MPR	RB Size	RB offset	Duty Cycle	1g Meas. SAR	Scaling Factor	1g Scaled SAR	Plot No.
Mhz	Ch.														
1 770	132572	QPSK	20	25.0	23.61	-0.17	Left Cheek	0	1	49	1:1	0.146	1.377	0.201	17
1 770	132572	QPSK	20	24.0	22.75	0.16	Left Cheek	1	50	49	1:1	0.124	1.334	0.165	-
1 770	132572	QPSK	20	25.0	23.61	0.19	Left Tilt	0	1	49	1:1	0.078	1.377	0.107	-
1 770	132572	QPSK	20	24.0	22.75	0.18	Left Tilt	1	50	49	1:1	0.072	1.334	0.096	-
1 770	132572	QPSK	20	25.0	23.61	-0.16	Right Cheek	0	1	49	1:1	0.123	1.377	0.169	-
1 770	132572	QPSK	20	24.0	22.75	0.11	Right Cheek	1	50	49	1:1	0.122	1.334	0.163	-
1 770	132572	QPSK	20	25.0	23.61	0.01	Right Tilt	0	1	49	1:1	0.088	1.377	0.121	-
1 770	132572	QPSK	20	24.0	22.75	0.09	Right Tilt	1	50	49	1:1	0.071	1.334	0.095	-
ANSI/ IEEE C95.1 - 2005 – Safety Limit Spatial Peak Uncontrolled Exposure/ General Population							Head 1.6 W/kg Averaged over 1 gram								

LTE Band 71 Head SAR_ Main Ant.#1															
Frequency		Mode	Band width	Tune-Up Limit	Meas. Power	Power Drift	Test Position	MPR	RB Size	RB offset	Duty Cycle	1g Meas. SAR	Scaling Factor	1g Scaled SAR	Plot No.
Mhz	Ch.														
680.5	133297	QPSK	20	25.0	23.18	-0.02	Left Cheek	0	1	0	1:1	0.119	1.521	0.181	-
680.5	133297	QPSK	20	24.0	22.27	0.13	Left Cheek	1	50	0	1:1	0.127	1.489	0.189	-
680.5	133297	QPSK	20	25.0	23.18	0.14	Left Tilt	0	1	0	1:1	0.051	1.521	0.078	-
680.5	133297	QPSK	20	24.0	22.27	0.10	Left Tilt	1	50	0	1:1	0.068	1.489	0.101	-
680.5	133297	QPSK	20	25.0	23.18	0.14	Right Cheek	0	1	0	1:1	0.186	1.521	0.283	18
680.5	133297	QPSK	20	24.0	22.27	0.12	Right Cheek	1	50	0	1:1	0.139	1.489	0.207	-
680.5	133297	QPSK	20	25.0	23.18	0.16	Right Tilt	0	1	0	1:1	0.081	1.521	0.123	-
680.5	133297	QPSK	20	24.0	22.27	0.14	Right Tilt	1	50	0	1:1	0.064	1.489	0.095	-
ANSI/ IEEE C95.1 - 2005 – Safety Limit Spatial Peak Uncontrolled Exposure/ General Population							Head 1.6 W/kg Averaged over 1 gram								

NR Band n5 (Cell) Head SAR_ Main Ant.#1

Frequency		Mode	Band width	Tune-Up Limit	Meas. Power	Power Drift	Test Position	MPR	RB Size	RB offset	Duty Cycle	1g Meas. SAR	Scaling Factor	1g Scaled SAR	Plot No.
Mhz	Ch.		(Mhz)	(dBm)	(dBm)	(dB)		(dB)					(W/kg)		
836.5	167300	DFT-s OFDM QPSK	20	25.0	23.60	-0.06	Left Cheek	0	1	53	1:1	0.195	1.380	0.269	-
836.5	167300	DFT-s OFDM QPSK	20	25.0	23.59	-0.14	Left Cheek	0	50	28	1:1	0.158	1.384	0.219	-
836.5	167300	DFT-s OFDM QPSK	20	25.0	23.60	0.18	Left Tilt	0	1	53	1:1	0.098	1.380	0.135	-
836.5	167300	DFT-s OFDM QPSK	20	25.0	23.59	0.17	Left Tilt	0	50	28	1:1	0.075	1.384	0.104	-
836.5	167300	DFT-s OFDM QPSK	20	25.0	23.60	-0.15	Right Cheek	0	1	53	1:1	0.258	1.380	0.356	19
836.5	167300	DFT-s OFDM QPSK	20	25.0	23.59	-0.11	Right Cheek	0	50	28	1:1	0.213	1.384	0.295	-
836.5	167300	DFT-s OFDM QPSK	20	25.0	23.60	0.17	Right Tilt	0	1	53	1:1	0.122	1.380	0.168	-
836.5	167300	DFT-s OFDM QPSK	20	25.0	23.59	0.01	Right Tilt	0	50	28	1:1	0.103	1.384	0.143	-
836.5	167300	CP QPSK	20	23.5	22.21	-0.12	Right Cheek	1.5	1	1	1:1	0.129	1.346	0.174	-
ANSI/ IEEE C95.1 - 2005 – Safety Limit Spatial Peak Uncontrolled Exposure/ General Population							Head 1.6 W/kg Averaged over 1 gram								

NR Band n25 Head SAR_ Main Ant.#2

Frequency		Mode	Band width	Tune-Up Limit	Meas. Power	Power Drift	Test Position	MPR	RB Size	RB offset	Duty Cycle	1g Meas. SAR	Scaling Factor	1g Scaled SAR	Plot No.
Mhz	Ch.		(Mhz)	(dBm)	(dBm)	(dB)		(dB)					(W/kg)		
1 882.5	376500	DFT-s OFDM QPSK	20	24.5	23.27	0.10	Left Cheek	0	1	53	1:1	0.297	1.327	0.394	20
1 882.5	376500	DFT-s OFDM QPSK	20	24.5	23.58	-0.15	Left Cheek	0	50	28	1:1	0.265	1.236	0.328	-
1 882.5	376500	DFT-s OFDM QPSK	20	24.5	23.27	0.12	Left Tilt	0	1	53	1:1	0.102	1.327	0.135	-
1 882.5	376500	DFT-s OFDM QPSK	20	24.5	23.58	0.12	Left Tilt	0	50	28	1:1	0.098	1.236	0.121	-
1 882.5	376500	DFT-s OFDM QPSK	20	24.5	23.27	0.16	Right Cheek	0	1	53	1:1	0.211	1.327	0.280	-
1 882.5	376500	DFT-s OFDM QPSK	20	24.5	23.58	0.11	Right Cheek	0	50	28	1:1	0.187	1.236	0.231	-
1 882.5	376500	DFT-s OFDM QPSK	20	24.5	23.27	0.18	Right Tilt	0	1	53	1:1	0.062	1.327	0.082	-
1 882.5	376500	DFT-s OFDM QPSK	20	24.5	23.58	0.17	Right Tilt	0	50	28	1:1	0.062	1.236	0.077	-
1 882.5	376500	CP QPSK	20	23.0	21.39	0.19	Left Cheek	1.5	1	1	1:1	0.150	1.449	0.217	-
ANSI/ IEEE C95.1 - 2005 – Safety Limit Spatial Peak Uncontrolled Exposure/ General Population							Head 1.6 W/kg Averaged over 1 gram								

NR Band n41 Head SAR (Power Class 3) Main Ant.#2

Frequency		Mode	Band width	Tune-Up Limit	Meas. Power	Power Drift	Test Position	MPR	RB Size	RB offset	Duty Cycle	Meas. SAR	Scaling Factor	Scaled SAR	Plot No.
Mhz	Ch.														
2592.99	518598	DFT-s OFDM QPSK	100	24.0	23.50	-0.12	Left Cheek	0	1	137	1:1	0.125	1.122	0.140	21
2592.99	518598	DFT-s OFDM QPSK	100	24.0	23.33	-0.18	Left Cheek	0	135	69	1:1	0.109	1.167	0.127	-
2592.99	518598	DFT-s OFDM QPSK	100	24.0	23.50	0.11	Left Tilt	0	1	137	1:1	0.035	1.122	0.039	-
2592.99	518598	DFT-s OFDM QPSK	100	24.0	23.33	0.17	Left Tilt	0	135	69	1:1	0.037	1.167	0.043	-
2592.99	518598	DFT-s OFDM QPSK	100	24.0	23.50	-0.12	Right Cheek	0	1	137	1:1	0.059	1.122	0.066	-
2592.99	518598	DFT-s OFDM QPSK	100	24.0	23.33	-0.12	Right Cheek	0	135	69	1:1	0.056	1.167	0.065	-
2592.99	518598	DFT-s OFDM QPSK	100	24.0	23.50	0.15	Right Tilt	0	1	137	1:1	0.073	1.122	0.082	-
2592.99	518598	DFT-s OFDM QPSK	100	24.0	23.33	-0.16	Right Tilt	0	135	69	1:1	0.056	1.167	0.065	-
2592.99	518598	CP QPSK	100	22.5	20.60	-0.03	Left Cheek	1.5	1	1	1:1	0.050	1.549	0.077	-
ANSI/ IEEE C95.1 - 2005 – Safety Limit Spatial Peak Uncontrolled Exposure/ General Population							Head 1.6 W/kg Averaged over 1 gram								

NR Band n41 Head SAR (Power Class 2) Main Ant.#2

Frequency		Modulation	Band width	Tune-Up Limit	Meas. Power	Power Drift	Test Position	MPR	RB Size	RB offset	Duty Cycle	Meas. SAR	Scaling Factor	Scaled SAR	Plot No.
Mhz	Ch.														
2592.99	518598	DFT-s OFDM QPSK	100	26.5	26.17	0.15	Left Cheek	0	1	137	1:1	0.167	1.079	0.180	-
2592.99	518598	DFT-s OFDM QPSK	100	26.5	26.21	-0.10	Left Cheek	0	135	69	1:1	0.230	1.069	0.246	22
2592.99	518598	DFT-s OFDM QPSK	100	26.5	26.17	-0.00	Left Tilt	0	1	137	1:1	0.062	1.079	0.067	-
2592.99	518598	DFT-s OFDM QPSK	100	26.5	26.21	-0.13	Left Tilt	0	135	69	1:1	0.075	1.069	0.080	-
2592.99	518598	DFT-s OFDM QPSK	100	26.5	26.17	0.07	Right Cheek	0	1	137	1:1	0.092	1.079	0.099	-
2592.99	518598	DFT-s OFDM QPSK	100	26.5	26.21	-0.11	Right Cheek	0	135	69	1:1	0.111	1.069	0.119	-
2592.99	518598	DFT-s OFDM QPSK	100	26.5	26.17	0.16	Right Tilt	0	1	137	1:1	0.133	1.079	0.144	-
2592.99	518598	DFT-s OFDM QPSK	100	26.5	26.21	-0.13	Right Tilt	0	135	69	1:1	0.138	1.069	0.148	-
2592.99	518598	CP QPSK	100	25.0	23.53	-0.17	Left Cheek	1.5	1	1	1:1	0.130	1.403	0.182	-
ANSI/ IEEE C95.1 - 2005– Safety Limit Spatial Peak Uncontrolled Exposure/ General Population							Head 1.6 W/kg Averaged over 1 gram								

NR Band n66 Head SAR_ Main Ant.#2

Frequency		Mode	Band width	Tune-Up Limit	Meas. Power	Power Drift	Test Position	MPR	RB Size	RB offset	Duty Cycle	1g Meas. SAR	Scaling Factor	1g Scaled SAR	Plot No.
Mhz	Ch.		(Mhz)	(dBm)	(dBm)	(dB)		(dB)	(dB)	(W/kg)	(W/kg)				
1 745	349000	DFT-s OFDM QPSK	40	25.0	23.55	-0.14	Left Cheek	0	1	108	1:1	0.147	1.396	0.205	-
1 745	349000	DFT-s OFDM QPSK	40	25.0	24.03	0.12	Left Cheek	0	108	54	1:1	0.182	1.250	0.228	23
1 745	349000	DFT-s OFDM QPSK	40	25.0	23.55	0.15	Left Tilt	0	1	108	1:1	0.075	1.396	0.105	-
1 745	349000	DFT-s OFDM QPSK	40	25.0	24.03	0.14	Left Tilt	0	108	54	1:1	0.085	1.250	0.106	-
1 745	349000	DFT-s OFDM QPSK	40	25.0	23.55	0.19	Right Cheek	0	1	108	1:1	0.074	1.396	0.103	-
1 745	349000	DFT-s OFDM QPSK	40	25.0	24.03	0.10	Right Cheek	0	108	54	1:1	0.084	1.250	0.105	-
1 745	349000	DFT-s OFDM QPSK	40	25.0	23.55	0.10	Right Tilt	0	1	108	1:1	0.078	1.396	0.109	-
1 745	349000	DFT-s OFDM QPSK	40	25.0	24.03	-0.19	Right Tilt	0	108	54	1:1	0.068	1.250	0.085	-
1 745	349000	CP QPSK	40	23.5	21.80	0.10	Left Cheek	1.5	1	1	1:1	0.096	1.479	0.142	-
ANSI/ IEEE C95.1 - 2005 – Safety Limit Spatial Peak Uncontrolled Exposure/ General Population							Head 1.6 W/kg Averaged over 1 gram								

NR Band n71 Head SAR_ Main Ant.#1

Frequency		Mode	Band width	Tune-Up Limit	Meas. Power	Power Drift	Test Position	MPR	RB Size	RB offset	Duty Cycle	1g Meas. SAR	Scaling Factor	1g Scaled SAR	Plot No.
Mhz	Ch.		(Mhz)	(dBm)	(dBm)	(dB)		(dB)	(dB)	(W/kg)	(W/kg)				
680.5	136100	DFT-s OFDM QPSK	20	25.0	23.62	0.16	Left Cheek	0	1	104	1:1	0.141	1.374	0.194	24
680.5	136100	DFT-s OFDM QPSK	20	25.0	23.68	0.15	Left Cheek	0	50	28	1:1	0.126	1.355	0.171	-
680.5	136100	DFT-s OFDM QPSK	20	25.0	23.62	0.14	Left Tilt	0	1	104	1:1	0.073	1.374	0.100	-
680.5	136100	DFT-s OFDM QPSK	20	25.0	23.68	-0.03	Left Tilt	0	50	28	1:1	0.067	1.355	0.091	-
680.5	136100	DFT-s OFDM QPSK	20	25.0	23.62	0.18	Right Cheek	0	1	104	1:1	0.139	1.374	0.191	-
680.5	136100	DFT-s OFDM QPSK	20	25.0	23.68	-0.12	Right Cheek	0	50	28	1:1	0.121	1.355	0.164	-
680.5	136100	DFT-s OFDM QPSK	20	25.0	23.62	0.18	Right Tilt	0	1	104	1:1	0.063	1.374	0.087	-
680.5	136100	DFT-s OFDM QPSK	20	25.0	23.68	0.05	Right Tilt	0	50	28	1:1	0.056	1.355	0.076	-
680.5	136100	CP QPSK	20	23.5	22.25	0.08	Left Cheek	1.5	1	1	1:1	0.081	1.334	0.108	-
ANSI/ IEEE C95.1 - 2005 – Safety Limit Spatial Peak Uncontrolled Exposure/ General Population							Head 1.6 W/kg Averaged over 1 gram								

NR Band n77 Head SAR (Power Class 3) _ Main Ant.#3

Frequency		Mode	Band width	Tune-Up Limit	Meas. Power	Power Drift	Test Position	MPR	RB Size	RB offset	Duty Cycle	1g Meas. SAR	Scaling Factor	1g Scaled SAR	Plot No.
Mhz	Ch.		(Mhz)	(dBm)	(dBm)	(dB)		(dB)					(W/kg)		
3 750	650000	DFT-s OFDM QPSK	100	24.5	24.25	-0.17	Left Cheek	0	1	137	1:1	0.227	1.059	0.240	-
3 750	650000	DFT-s OFDM QPSK	100	24.5	24.19	-0.12	Left Cheek	0	135	69	1:1	0.234	1.074	0.251	-
3 750	650000	DFT-s OFDM QPSK	100	24.5	24.25	0.18	Left Tilt	0	1	137	1:1	0.233	1.059	0.247	-
3 750	650000	DFT-s OFDM QPSK	100	24.5	24.19	-0.17	Left Tilt	0	135	69	1:1	0.235	1.074	0.252	-
3 750	650000	DFT-s OFDM QPSK	100	24.5	24.25	-0.12	Right Cheek	0	1	137	1:1	0.429	1.059	0.454	-
3 930	662000	DFT-s OFDM QPSK	100	24.5	23.69	-0.41	Right Cheek	0	1	137	1:1	0.385	1.205	0.464	-
3 750	650000	DFT-s OFDM QPSK	100	24.5	24.19	-0.16	Right Cheek	0	135	69	1:1	0.443	1.074	0.476	-
3 930	662000	DFT-s OFDM QPSK	100	24.5	23.70	0.01	Right Cheek	0	135	69	1:1	0.388	1.202	0.466	-
3 750	650000	DFT-s OFDM QPSK	100	23.5	22.91	-0.13	Right Cheek	1	270	0	1:1	0.332	1.146	0.380	-
3 750	650000	DFT-s OFDM QPSK	100	24.5	24.25	-0.07	Right Tilt	0	1	137	1:1	0.461	1.059	0.488	25
3 930	662000	DFT-s OFDM QPSK	100	24.5	23.69	0.07	Right Tilt	0	1	137	1:1	0.344	1.205	0.415	-
3 750	650000	DFT-s OFDM QPSK	100	24.5	24.19	-0.09	Right Tilt	0	135	69	1:1	0.449	1.074	0.482	-
3 930	662000	DFT-s OFDM QPSK	100	24.5	23.70	-0.04	Right Tilt	0	135	69	1:1	0.349	1.202	0.419	-
3 750	650000	DFT-s OFDM QPSK	100	23.5	22.91	-0.17	Right Tilt	1	270	0	1:1	0.307	1.146	0.352	-
3 750	650000	CP QPSK	100	23.0	21.65	0.18	Right Tilt	1.5	1	1	1:1	0.198	1.365	0.270	-
ANSI/ IEEE C95.1 - 2005 – Safety Limit Spatial Peak Uncontrolled Exposure/ General Population							Head 1.6 W/kg Averaged over 1 gram								

NR Band n77 Head SAR (Power Class 2) _ Main Ant.#3															
Frequency		Mode	Band width	Tune-Up Limit	Meas. Power	Power Drift	Test Position	MPR	RB Size	RB offset	Duty Cycle	1g Meas. SAR	Scaling Factor	1g Scaled SAR	Plot No.
Mhz	Ch.														
3 750	650000	DFT-s OFDM QPSK	100	27.0	26.33	-0.11	Left Cheek	0	1	137	1:1	0.411	1.167	0.480	-
3 930	662000	DFT-s OFDM QPSK	100	27.0	26.17	0.14	Left Cheek	0	1	137	1:1	0.360	1.211	0.436	-
3 750	650000	DFT-s OFDM QPSK	100	27.0	26.28	0.19	Left Cheek	0	135	69	1:1	0.399	1.180	0.471	-
3 930	662000	DFT-s OFDM QPSK	100	27.0	26.18	-0.04	Left Cheek	0	135	69	1:1	0.467	1.208	0.564	-
3 750	650000	DFT-s OFDM QPSK	100	26.0	25.01	0.15	Left Cheek	1	270	0	1:1	0.358	1.256	0.450	-
3 750	650000	DFT-s OFDM QPSK	100	27.0	26.33	0.19	Left Tilt	0	1	137	1:1	0.447	1.167	0.522	-
3 930	662000	DFT-s OFDM QPSK	100	27.0	26.17	-0.06	Left Tilt	0	1	137	1:1	0.343	1.211	0.415	-
3 750	650000	DFT-s OFDM QPSK	100	27.0	26.28	0.11	Left Tilt	0	135	69	1:1	0.416	1.180	0.491	-
3 930	662000	DFT-s OFDM QPSK	100	27.0	26.18	-0.10	Left Tilt	0	135	69	1:1	0.446	1.208	0.539	-
3 750	650000	DFT-s OFDM QPSK	100	26.0	25.01	0.19	Left Tilt	1	270	0	1:1	0.378	1.256	0.475	-
3 750	650000	DFT-s OFDM QPSK	100	27.0	26.33	-0.17	Right Cheek	0	1	137	1:1	0.824	1.167	0.962	-
3 930	662000	DFT-s OFDM QPSK	100	27.0	26.17	0.09	Right Cheek	0	1	137	1:1	0.781	1.211	0.946	-
3 750	650000	DFT-s OFDM QPSK	100	27.0	26.28	-0.11	Right Cheek	0	135	69	1:1	0.910	1.180	1.074	-
3 930	662000	DFT-s OFDM QPSK	100	27.0	26.18	0.15	Right Cheek	0	135	69	1:1	1.050	1.208	1.268	26
3 750	650000	DFT-s OFDM QPSK	100	26.0	25.01	-0.04	Right Cheek	1	270	0	1:1	0.780	1.256	0.980	-
3 750	650000	DFT-s OFDM QPSK	100	27.0	26.33	0.14	Right Tilt	0	1	137	1:1	0.776	1.167	0.906	-
3 930	662000	DFT-s OFDM QPSK	100	27.0	26.17	0.07	Right Tilt	0	1	137	1:1	0.672	1.211	0.814	-
3 750	650000	DFT-s OFDM QPSK	100	27.0	26.28	-0.02	Right Tilt	0	135	69	1:1	0.791	1.180	0.933	-
3 930	662000	DFT-s OFDM QPSK	100	27.0	26.18	-0.19	Right Tilt	0	135	69	1:1	0.865	1.208	1.045	-
3 750	650000	DFT-s OFDM QPSK	100	26.0	25.01	0.14	Right Tilt	1	270	0	1:1	0.667	1.256	0.838	-
3 930	662000	CP QPSK	100	25.5	23.71	-0.18	Right Cheek	1.5	1	1	1:1	0.619	1.510	0.935	-
3 930	662000	DFT-s OFDM QPSK	100	27.0	26.18	-0.13	Right Cheek	0	135	69	1:1	1.020	1.208	1.232	*
3 930	662000	DFT-s OFDM QPSK	100	27.0	26.18	-0.19	Right Cheek	0	135	69	1:1	1.040	1.208	1.256	**
ANSI/ IEEE C95.1 - 2005 – Safety Limit Spatial Peak Uncontrolled Exposure/ General Population							Head 1.6 W/kg Averaged over 1 gram								

Note: * Data entry indicate Variability measurement.

** Data entry indicate Device holder perturbation measurement.

NR Band n77 Head SAR (Power Class 3_Lower) _ Main Ant.#3															
Frequency		Mode	Band width	Tune-Up Limit	Meas. Power	Power Drift	Test Position	MPR	RB Size	RB offset	Duty Cycle	1g Meas. SAR	Scaling Factor	1g Scaled SAR	Plot No.
Mhz	Ch.														
3 500.01	633334	DFT-s OFDM QPSK	100	24.5	24.26	-0.17	Left Cheek	0	1	137	1:1	0.056	1.057	0.059	-
3 500.01	633334	DFT-s OFDM QPSK	100	24.5	24.25	0.17	Left Cheek	0	135	69	1:1	0.053	1.059	0.056	-
3 500.01	633334	DFT-s OFDM QPSK	100	24.5	24.26	0.15	Left Tilt	0	1	137	1:1	0.049	1.057	0.052	-
3 500.01	633334	DFT-s OFDM QPSK	100	24.5	24.25	0.01	Left Tilt	0	135	69	1:1	0.049	1.059	0.052	-
3 500.01	633334	DFT-s OFDM QPSK	100	24.5	24.26	-0.15	Right Cheek	0	1	137	1:1	0.110	1.057	0.116	-
3 500.01	633334	DFT-s OFDM QPSK	100	24.5	24.25	0.14	Right Cheek	0	135	69	1:1	0.117	1.059	0.124	-
3 500.01	633334	DFT-s OFDM QPSK	100	24.5	24.26	0.17	Right Tilt	0	1	137	1:1	0.119	1.057	0.126	-
3 500.01	633334	DFT-s OFDM QPSK	100	24.5	24.25	-0.11	Right Tilt	0	135	69	1:1	0.120	1.059	0.127	27
3 500.01	633334	CP QPSK	100	23.0	21.78	0.10	Right Tilt	1.5	1	1	1:1	0.057	1.324	0.075	-
ANSI/ IEEE C95.1 - 2005 – Safety Limit Spatial Peak Uncontrolled Exposure/ General Population							Head 1.6 W/kg Averaged over 1 gram								

NR Band n77 Head SAR (Power Class 2_Lower) _ Main Ant.#3															
Frequency		Mode	Band width	Tune-Up Limit	Meas. Power	Power Drift	Test Position	MPR	RB Size	RB offset	Duty Cycle	1g Meas. SAR	Scaling Factor	1g Scaled SAR	Plot No.
MHz	Ch.														
3 500.01	633334	DFT-s OFDM QPSK	100	27.0	26.82	-0.10	Left Cheek	0	1	137	1:1	0.226	1.042	0.235	-
3 500.01	633334	DFT-s OFDM QPSK	100	27.0	26.82	0.12	Left Cheek	0	135	69	1:1	0.218	1.042	0.227	-
3 500.01	633334	DFT-s OFDM QPSK	100	27.0	26.82	0.15	Left Tilt	0	1	137	1:1	0.203	1.042	0.212	-
3 500.01	633334	DFT-s OFDM QPSK	100	27.0	26.82	0.11	Left Tilt	0	135	69	1:1	0.211	1.042	0.220	-
3 500.01	633334	DFT-s OFDM QPSK	100	27.0	26.82	0.19	Right Cheek	0	1	137	1:1	0.520	1.042	0.542	28
3 500.01	633334	DFT-s OFDM QPSK	100	27.0	26.82	-0.14	Right Cheek	0	135	69	1:1	0.461	1.042	0.480	-
3 500.01	633334	DFT-s OFDM QPSK	100	27.0	26.82	0.14	Right Tilt	0	1	137	1:1	0.469	1.042	0.489	-
3 500.01	633334	DFT-s OFDM QPSK	100	27.0	26.82	0.16	Right Tilt	0	135	69	1:1	0.470	1.042	0.490	-
3 500.01	633334	CP QPSK	100	25.5	24.12	0.18	Right Cheek	1.5	1	1	1:1	0.091	1.374	0.125	-
ANSI/ IEEE C95.1 - 2005 – Safety Limit Spatial Peak Uncontrolled Exposure/ General Population							Head 1.6 W/kg Averaged over 1 gram								

DTS Head SAR															
Frequency		Mode	Band width	Data Rate	Tune-Up Limit	Meas. Power	Power Drift	Test Position	Duty Cycle	Area Scan Peak SAR	1g Meas. SAR	Scaling Factor	Scaling Factor	1g Scaled SAR	Plot No.
MHz	Ch.														
2 412	1	802.11b	20	1	14.0	13.08	-0.12	Left Cheek	99.5	0.00956	0.055	1.236	1.005	0.068	-
2 412	1	802.11b	20	1	14.0	13.08	0.13	Left Tilt	99.5	0.101	0.057	1.236	1.005	0.071	-
2 412	1	802.11b	20	1	14.0	13.08	0.15	Right Cheek	99.5	0.246	0.125	1.236	1.005	0.155	29
2 412	1	802.11b	20	1	14.0	13.08	0.11	Right Tilt	99.5	0.188	0.104	1.236	1.005	0.129	-
ANSI/ IEEE C95.1 - 2005 – Safety Limit Spatial Peak Uncontrolled Exposure/ General Population							Head 1.6 W/kg Averaged over 1 gram								

NII Head SAR

Frequency		Mode	Band width	Data Rate	Tune-Up Limit	Meas. Power	Power Drift	Test Position	Duty Cycle	Area Scan Peak SAR	1g Meas. SAR	Scaling Factor	Scaling Factor	1g Scaled SAR	Plot No.
Mhz	Ch.														
5 290	58	802.11ac	80	MCS0	6.0	4.90		Left Cheek	88.0	0.0364		1.288	1.136		-
5 290	58	802.11ac	80	MCS0	6.0	4.90	0.01	Left Tilt	88.0	0.092	0.017	1.288	1.136	0.025	-
5 290	58	802.11ac	80	MCS0	6.0	4.90		Right Cheek	88.0	0.0818		1.288	1.136		-
5 290	58	802.11ac	80	MCS0	6.0	4.90		Right Tilt	88.0	0.0528		1.288	1.136		-
5 690	138	802.11ac	80	MCS0	6.0	4.98		Left Cheek	88.0	0.0641		1.265	1.136		-
5 690	138	802.11ac	80	MCS0	6.0	4.98		Left Tilt	88.0	0.0717		1.265	1.136		-
5 690	138	802.11ac	80	MCS0	6.0	4.98		Right Cheek	88.0	0.0989		1.265	1.136		-
5 690	138	802.11ac	80	MCS0	6.0	4.98	0.10	Right Tilt	88.0	0.133	0.021	1.265	1.136	0.030	-
5 775	155	802.11ac	80	MCS0	6.0	4.99		Left Cheek	88.0	0.0526		1.262	1.136		-
5 775	155	802.11ac	80	MCS0	6.0	4.99		Left Tilt	88.0	0.0845		1.262	1.136		-
5 775	155	802.11ac	80	MCS0	6.0	4.99	0.18	Right Cheek	88.0	0.118	0.025	1.262	1.136	0.036	30
5 775	155	802.11ac	80	MCS0	6.0	4.99		Right Tilt	88.0	0.11		1.262	1.136		-
ANSI/ IEEE C95.1 - 2005 – Safety Limit Spatial Peak Uncontrolled Exposure/ General Population								Head 1.6 W/kg Averaged over 1 gram							

DSS Head SAR

Frequency		Mode	Tune-Up Limit	Meas. Power	Power Drift	Test Position	1g Meas. SAR	Scaling Factor	Scaling Factor	1g Scaled SAR	Plot No.
Mhz	Ch.										
2 402	0	Bluetooth DH5	9.5	8.05	-0.13	Left Cheek	0.021	1.396	1.300	0.038	-
2 402	0	Bluetooth DH5	9.5	8.05	-0.11	Left Tilt	0.018	1.396	1.300	0.033	-
2 402	0	Bluetooth DH5	9.5	8.05	-0.09	Right Cheek	0.042	1.396	1.300	0.076	31
2 402	0	Bluetooth DH5	9.5	8.05	0.14	Right Tilt	0.032	1.396	1.300	0.058	-
ANSI/ IEEE C95.1 - 2005 – Safety Limit Spatial Peak Uncontrolled Exposure/ General Population							Head 1.6 W/kg Averaged over 1 gram				

13.2 Body-worn SAR Measurement Results

GSM Body-Worn SAR _ Main Ant.#1

Frequency		Mode	Tune-Up Limit	Meas. Power	Power Drift	Test Position	Duty Cycle	Distance	1g Meas. SAR	Scaling Factor	1g Scaled SAR	Plot No.
Mhz	Ch.		(dB)	(dB)	(dB)			(mm)	(W/kg)		(W/kg)	
836.6	190	GSM 850 Voice	34.0	32.55	0.01	Rear	1:8.3	15	0.292	1.396	0.408	32
836.6	190	GSM 850 Voice	34.0	32.55	0.07	Front	1:8.3	15	0.127	1.396	0.177	-
836.6	190	GSM 850 GPRS 2Tx	32.5	31.46	-0.02	Rear	1:4.15	15	0.286	1.271	0.364	-
836.6	190	GSM 850 GPRS 2Tx	32.5	31.46	-0.05	Front	1:4.15	15	0.179	1.271	0.228	-

GSM/ UMTS Body-Worn SAR _ Main Ant.#2

Frequency		Mode	Tune-Up Limit	Meas. Power	Power Drift	Test Position	Duty Cycle	Distance	1g Meas. SAR	Scaling Factor	1g Scaled SAR	Plot No.
Mhz	Ch.		(dB)	(dB)	(dB)			(mm)	(W/kg)		(W/kg)	
1 880	661	GSM 1900 Voice	31.0	29.90	0.08	Rear	1:8.3	15	0.165	1.288	0.213	-
1 880	661	GSM 1900 Voice	31.0	29.90	0.01	Front	1:8.3	15	0.144	1.288	0.185	-
1 880	661	GSM 1900 GPRS 2Tx	29.5	28.86	-0.02	Rear	1:4.15	15	0.254	1.159	0.294	33
1 880	661	GSM 1900 GPRS 2Tx	29.5	28.86	0.01	Front	1:4.15	15	0.212	1.159	0.246	-
836.6	4183	UMTS Band 5 RMC	25.0	23.69	-0.04	Rear	1:1	15	0.272	1.352	0.368	34
836.6	4183	UMTS Band 5 RMC	25.0	23.69	-0.00	Front	1:1	15	0.161	1.352	0.218	-
1 732.4	1412	UMTS Band 4 RMC	25.0	23.31	-0.03	Rear	1:1	15	0.099	1.476	0.146	-
1 732.4	1412	UMTS Band 4 RMC	25.0	23.31	0.03	Front	1:1	15	0.112	1.476	0.165	35
1 880	9400	UMTS Band 2 RMC	24.5	23.83	0.06	Rear	1:1	15	0.135	1.167	0.158	36
1 880	9400	UMTS Band 2 RMC	24.5	23.83	0.07	Front	1:1	15	0.119	1.167	0.139	-

ANSI/ IEEE C95.1 - 2005 – Safety Limit
Spatial Peak
Uncontrolled Exposure/ General Population

Body
1.6 W/kg
Averaged over 1 gram

LTE Body-Worn SAR																
Frequency		Mode	Band width	Tune-Up Limit	Meas. Power	Power Drift	Test Position	MPR	RB Size	RB offset	Duty Cycle	Distance	1g Meas. SAR	Scaling Factor	1g Scaled SAR	Plot No.
Mhz	Ch.		(Mhz)	(dBm)	(dBm)	(dB)		(dB)	(dB)	(mm)		(W/kg)	(W/kg)			
2 560	21350	LTE 7 QPSK (Ant.#2)	20	24.5	23.52	0.12	Rear	0	1	49	1:1	15	0.272	1.253	0.341	-
2 560	21350		20	23.5	23.21	0.10	Rear	1	50	0	1:1	15	0.250	1.069	0.267	-
2 560	21350		20	24.5	23.52	-0.15	Front	0	1	49	1:1	15	0.320	1.253	0.401	37
2 560	21350		20	23.5	23.21	0.15	Front	1	50	0	1:1	15	0.297	1.069	0.317	-
707.5	23095	LTE 12 QPSK (Main Ant.#1)	10	24.5	23.37	0.01	Rear	0	1	0	1:1	15	0.242	1.297	0.314	38
707.5	23095		10	23.5	22.33	-0.01	Rear	1	25	12	1:1	15	0.187	1.309	0.245	-
707.5	23095		10	24.5	23.37	0.09	Front	0	1	0	1:1	15	0.159	1.297	0.206	-
707.5	23095		10	23.5	22.33	-0.05	Front	1	25	12	1:1	15	0.125	1.309	0.164	-
782	23230	LTE 13 QPSK (Main Ant.#1)	10	24.5	23.46	0.05	Rear	0	1	0	1:1	15	0.456	1.271	0.580	39
782	23230		10	23.5	22.34	-0.00	Rear	1	25	24	1:1	15	0.342	1.306	0.447	-
782	23230		10	24.5	23.46	-0.03	Front	0	1	0	1:1	15	0.335	1.271	0.426	-
782	23230		10	23.5	22.34	-0.02	Front	1	25	24	1:1	15	0.255	1.306	0.333	-
793	23330	LTE 14 QPSK (Main Ant.#1)	10	24.5	23.41	0.11	Rear	0	1	24	1:1	15	0.391	1.285	0.502	40
793	23330		10	23.5	22.34	0.05	Rear	1	25	0	1:1	15	0.317	1.306	0.414	-
793	23330		10	24.5	23.41	0.11	Front	0	1	24	1:1	15	0.328	1.285	0.421	-
793	23330		10	23.5	22.34	0.06	Front	1	25	0	1:1	15	0.255	1.306	0.333	-
1 882.5	26365	LTE 25 QPSK (Main Ant.#2)	20	24.5	24.03	-0.00	Rear	0	1	49	1:1	15	0.440	1.114	0.490	41
1 882.5	26365		20	23.5	23.08	-0.04	Rear	1	50	25	1:1	15	0.351	1.102	0.387	-
1 882.5	26365		20	24.5	24.03	0.45	Front	0	1	49	1:1	15	0.379	1.114	0.422	-
1 882.5	26365		20	23.5	23.08	0.02	Front	1	50	25	1:1	15	0.299	1.102	0.329	-
831.5	26865	LTE 26 QPSK (Main Ant.#1)	15	25.0	23.48	0.00	Rear	0	1	36	1:1	15	0.314	1.419	0.446	42
831.5	26865		15	24.0	22.42	0.02	Rear	1	36	0	1:1	15	0.246	1.439	0.354	-
831.5	26865		15	25.0	23.48	0.11	Front	0	1	36	1:1	15	0.237	1.419	0.336	-
831.5	26865		15	24.0	22.42	0.09	Front	1	36	0	1:1	15	0.205	1.439	0.295	-
2 310	27710	LTE 30 QPSK (Main Ant.#2)	10	23.0	21.90	0.20	Rear	0	1	0	1:1	15	0.189	1.288	0.243	-
2 310	27710		10	22.0	21.43	0.52	Rear	1	25	0	1:1	15	0.167	1.140	0.190	-
2 310	27710		10	23.0	21.90	-0.04	Front	0	1	0	1:1	15	0.212	1.288	0.273	43
2 310	27710		10	22.0	21.43	0.16	Front	1	25	0	1:1	15	0.186	1.140	0.212	-
ANSI/ IEEE C95.1 - 2005 – Safety Limit Spatial Peak Uncontrolled Exposure/ General Population							Body 1.6 W/kg Averaged over 1 gram									

LTE Body-Worn SAR

Frequency		Mode	Band width	Tune-Up Limit	Meas. Power	Power Drift	Test Position	MPR	RB Size	RB offset	Duty Cycle	Distance	1g Meas. SAR	Scaling Factor	1g Scaled SAR	Plot No.	
Mhz	Ch.		(Mhz)	(dBm)	(dBm)	(dB)									(dB)		(W/kg)
2 310	38750	LTE TDD 40 QPSK (Lower) (Main Ant.#2)	10	11.0	9.91	0.06	Rear	0	1	0	1:1.58	15	0.00701	1.285	0.009	-	
2 310	38750		10	11.0	9.87	0.09	Rear	0	25	12	1:1.58	15	0.00697	1.297	0.009	-	
2 310	38750		10	11.0	9.91	0.11	Front	0	1	0	1:1.58	15	0.00825	1.285	0.011	-	
2 310	38750		10	11.0	9.87	0.07	Front	0	25	12	1:1.58	15	0.00851	1.297	0.011	44	
2 535	39200	LTE TDD 40 QPSK (Upper) (Main Ant.#2)	10	11.0	10.07	0.12	Rear	0	1	0	1:1.58	15	0.00678	1.239	0.008	-	
2 535	39200		10	11.0	10.06	0.18	Rear	0	25	24	1:1.58	15	0.00686	1.242	0.009	-	
2 535	39200		10	11.0	10.07	0.10	Front	0	1	0	1:1.58	15	0.00777	1.239	0.010	45	
2 535	39200		10	11.0	10.06	0.17	Front	0	25	24	1:1.58	15	0.00664	1.242	0.008	-	
2 549.5	40185	LTE TDD 41 QPSK(PC3) (Main Ant.#2)	20	24.2	23.22	-0.72	Rear	0	1	0	1:1.58	15	0.190	1.253	0.238	-	
2 549.5	40185		20	23.2	22.26	0.07	Rear	1	50	0	1:1.58	15	0.151	1.242	0.188	-	
2 549.5	40185		20	24.2	23.22	-1.13	Front	0	1	0	1:1.58	15	0.138	1.253	0.173	-	
2 549.5	40185		20	23.2	22.26	-0.04	Front	1	50	0	1:1.58	15	0.203	1.242	0.252	-	
2 549.5	40185	QPSK (PC2) HPUE		20	26.5	26.25	-0.11	Front	0	1	0	1:2.31	15	0.280	1.059	0.297	46**
2 549.5	40185	PCC	QPSK ULCA (PC3) 41C	20	24.2	23.10	0.19	Front	0	1	99	1:1.58	15	0.205	1.288	0.264	-
2 569.3	40383	SCC		1						0							
2 549.5	40185	PCC	QPSK ULCA (PC2) HPUE 41C	20	26.5	26.00	-0.16	Front	0	1	99	1:2.31	15	0.276	1.122	0.310	47**
2 569.3	40383	SCC		1						0							
3 560.0	55340	LTE TDD 48 QPSK (Main Ant.#3)	20	24.0	23.76	-0.03	Rear	0	1	0	1:1.58	15	0.118	1.057	0.125	48	
3 560.0	55340		20	23.0	22.82	0.19	Rear	1	50	0	1:1.58	15	0.099	1.042	0.103	-	
3 560.0	55340		20	24.0	23.76	-0.14	Front	0	1	0	1:1.58	15	0.055	1.057	0.058	-	
3 560.0	55340		20	23.0	22.82	-0.04	Front	1	50	0	1:1.58	15	0.046	1.042	0.048	-	
1 770.0	132572	LTE 66 QPSK (Main Ant.#2)	20	25.0	23.61	-0.12	Rear	0	1	49	1:1	15	0.251	1.377	0.346	-	
1 770.0	132572		20	24.0	22.75	-0.01	Rear	1	50	49	1:1	15	0.229	1.409	0.305	-	
1 770.0	132572		20	25.0	23.61	-0.17	Front	0	1	49	1:1	15	0.261	1.377	0.359	49	
1 770.0	132572		20	24.0	22.75	0.03	Front	1	50	49	1:1	15	0.244	1.409	0.325	-	
680.5	133297	LTE 71 QPSK (Main Ant.#1)	20	25.0	23.18	0.03	Rear	0	1	0	1:1	15	0.248	1.521	0.377	50	
680.5	133297		20	24.0	22.27	0.01	Rear	1	50	0	1:1	15	0.227	1.489	0.338	-	
680.5	133297		20	25.0	23.18	0.04	Front	0	1	0	1:1	15	0.165	1.521	0.251	-	
680.5	133297		20	24.0	22.27	-0.15	Front	1	50	0	1:1	15	0.148	1.489	0.220	-	
ANSI/ IEEE C95.1 - 2005 – Safety Limit Spatial Peak Uncontrolled Exposure/ General Population								Body 1.6 W/kg Averaged over 1 gram									

Note: ** Data entry indicate LTE 41 Power Class 2(HPUE)

NR Body-Worn SAR																
Frequency		Mode	Band	Tune-	Meas.	Power	Test	MPR	RB	RB	Duty	Distance	1g Meas.	Scaling	1g Scaled	Plot
Mhz	Ch.		width	Up Limit	Power	Drift										
			(MHz)	(dBm)	(dBm)	(dB)		(dB)							(W/kg)	
836.5	167300	NR n5	20	25.0	23.60	-0.10	Rear	0	1	53	1:1	15	0.199	1.380	0.275	-
836.5	167300	DFT-s OFDM	20	25.0	23.59	-0.07	Rear	0	50	28	1:1	15	0.193	1.384	0.267	-
836.5	167300	QPSK	20	25.0	23.60	-0.08	Front	0	1	53	1:1	15	0.131	1.380	0.181	-
836.5	167300	(Main Ant.#1)	20	25.0	23.59	-0.02	Front	0	50	28	1:1	15	0.120	1.384	0.166	-
836.5	167300	NR n5 CP QPSK	20	23.5	22.21	0.05	Rear	1.5	1	1	1:1	15	0.215	1.346	0.289	51
1 882.5	376500	NR n25	20	24.5	23.27	0.00	Rear	0	1	53	1:1	15	0.370	1.327	0.491	-
1 882.5	376500	DFT-s OFDM	20	24.5	23.58	-0.05	Rear	0	50	28	1:1	15	0.357	1.236	0.441	-
1 882.5	376500	QPSK	20	24.5	23.27	0.05	Front	0	1	53	1:1	15	0.392	1.327	0.520	52
1 882.5	376500	(Main Ant.#2)	20	24.5	23.58	0.04	Front	0	50	28	1:1	15	0.370	1.236	0.457	-
1 882.5	376500	NR n25 CP QPSK	20	23.0	21.39	-0.05	Front	1.5	1	1	1:1	15	0.186	1.449	0.270	-
2 592.99	518598	NR n41	100	24.0	23.50	-0.10	Rear	0	1	137	1:1	15	0.038	1.122	0.043	-
2 592.99	518598	DFT-s OFDM	100	24.0	23.33	-0.16	Rear	0	135	69	1:1	15	0.060	1.167	0.070	-
2 592.99	518598	QPSK (PC3)	100	24.0	23.50	0.10	Front	0	1	137	1:1	15	0.068	1.122	0.076	-
2 592.99	518598	(Main Ant.#2)	100	24.0	23.33	-0.10	Front	0	135	69	1:1	15	0.090	1.167	0.105	53
2 592.99	518598	NR n41CP QPSK	100	22.5	20.60	0.12	Front	1.5	1	1	1:1	15	0.050	1.549	0.077	-
2 592.99	518598	NR n41	100	26.5	26.17	-0.19	Rear	0	1	137	1:1	15	0.102	1.079	0.110	-
2 592.99	518598	DFT-s OFDM	100	26.5	26.21	-0.15	Rear	0	135	69	1:1	15	0.129	1.069	0.138	-
2 592.99	518598	QPSK (PC2)	100	26.5	26.17	0.12	Front	0	1	137	1:1	15	0.140	1.079	0.151	-
2 592.99	518598	(Main Ant.#2)	100	26.5	26.21	-0.15	Front	0	135	69	1:1	15	0.178	1.069	0.190	54
2 592.99	518598	NR n41CP QPSK	100	25.0	23.53	-0.02	Front	1.5	1	1	1:1	15	0.097	1.403	0.136	-
1 745.0	349000	NR n66	40	25.0	23.55	-0.14	Rear	0	1	108	1:1	15	0.111	1.396	0.155	-
1 745.0	349000	DFT-s OFDM	40	25.0	24.03	-0.08	Rear	0	108	54	1:1	15	0.116	1.250	0.145	-
1 745.0	349000	QPSK	40	25.0	23.55	0.11	Front	0	1	108	1:1	15	0.098	1.396	0.137	-
1 745.0	349000	(Main Ant.#2)	40	25.0	24.03	0.11	Front	0	108	54	1:1	15	0.100	1.250	0.125	-
1 745.0	349000	NR n66CP QPSK	40	23.5	21.80	0.02	Rear	1.5	1	1	1:1	15	0.144	1.479	0.213	55
680.5	136100	NR n71	20	25.0	23.62	0.09	Rear	0	1	104	1:1	15	0.244	1.374	0.335	56
680.5	136100	DFT-s OFDM	20	25.0	23.68	0.07	Rear	0	50	28	1:1	15	0.243	1.355	0.329	-
680.5	136100	QPSK	20	25.0	23.62	-0.19	Front	0	1	104	1:1	15	0.175	1.374	0.240	-
680.5	136100	(Main Ant.#1)	20	25.0	23.68	-0.01	Front	0	50	28	1:1	15	0.203	1.355	0.275	-
680.5	136100	NR n71 CP QPSK	20	23.5	22.25	-0.00	Rear	1.5	1	1	1:1	15	0.163	1.334	0.217	-
3 750	650000	NR n77	100	24.5	24.25	0.14	Rear	0	1	137	1:1	15	0.121	1.059	0.128	57
3 750	650000	DFT-s OFDM	100	24.5	24.19	-0.11	Rear	0	135	69	1:1	15	0.119	1.074	0.128	-
3 750	650000	QPSK_PC3	100	24.5	24.25	0.00	Front	0	1	137	1:1	15	0.081	1.059	0.086	-
3 750	650000	(Main Ant.#3)	100	24.5	24.19	0.00	Front	0	135	69	1:1	15	0.087	1.074	0.093	-
3 750	650000	NR n77 CP QPSK	100	23.0	21.65	-0.17	Rear	1.5	1	1	1:1	15	0.056	1.365	0.076	-
3 750	650000	NR n77	100	27.0	26.33	0.10	Rear	0	1	137	1:1	15	0.144	1.167	0.168	-
3 750	650000	DFT-s OFDM	100	27.0	26.28	-0.12	Rear	0	135	69	1:1	15	0.213	1.180	0.251	58
3 750	650000	QPSK_PC2	100	27.0	26.33	-0.10	Front	0	1	137	1:1	15	0.118	1.167	0.138	-
3 750	650000	(Main Ant.#3)	100	27.0	26.28	0.00	Front	0	135	69	1:1	15	0.103	1.180	0.122	-
3 750	650000	NR n77 CP QPSK	100	25.5	23.74	-0.19	Rear	1.5	1	1	1:1	15	0.125	1.500	0.188	-
ANSI/ IEEE C95.1 - 2005 – Safety Limit							Body									
Spatial Peak							1.6 W/kg									
Uncontrolled Exposure/ General Population							Averaged over 1 gram									

NR Body-Worn SAR																
Frequency		Mode	Band width	Tune-Up Limit	Meas. Power	Power Drift	Test Position	MPR	RB	RB	Duty	Distance (mm)	1g Meas. SAR	Scaling Factor	1g Scaled SAR	Plot No.
Mhz	Ch.		(MHz)	(dBm)	(dBm)	(dB)		(dB)	Size	offset	Cycle		(W/kg)		(W/kg)	
3 500.01	633334	NR n77	20	24.5	24.26	-0.10	Rear	0	1	137	1:1	15	0.101	1.057	0.107	59
3 500.01	633334	DFT-s OFDM	20	24.5	24.25	0.14	Rear	0	135	69	1:1	15	0.100	1.059	0.106	-
3 500.01	633334	QPSK_PC3(Lower)	20	24.5	24.26	0.01	Front	0	1	137	1:1	15	0.020	1.057	0.021	-
3 500.01	633334	(Main Ant.#1)	20	24.5	24.25	0.00	Front	0	135	69	1:1	15	0.019	1.059	0.020	-
3 500.01	633334	NR n77 CP QPSK	20	23.0	21.78	-0.10	Rear	1.5	1	1	1:1	15	0.033	1.324	0.044	-
3 500.01	633334	NR n77	100	27.0	26.82	-0.10	Rear	0	1	137	1:1	15	0.210	1.042	0.219	-
3 500.01	633334	DFT-s OFDM	100	27.0	26.82	0.13	Rear	0	135	69	1:1	15	0.235	1.042	0.245	60
3 500.01	633334	QPSK_PC2(Lower)	100	27.0	26.82	-0.11	Front	0	1	137	1:1	15	0.048	1.042	0.050	-
3 500.01	633334	(Main Ant.#1)	100	27.0	26.82	-0.14	Front	0	135	69	1:1	15	0.055	1.042	0.057	-
3 500.01	633334	NR n77 CP QPSK	100	25.5	24.12	-0.14	Rear	1.5	1	1	1:1	15	0.077	1.374	0.106	-
ANSI/ IEEE C95.1 - 2005 – Safety Limit Spatial Peak Uncontrolled Exposure/ General Population								Body 1.6 W/kg Averaged over 1 gram								

DTS Body-Worn SAR																
Frequency		Mode	Band width	Data Rate	Tune-Up Limit	Meas. Power	Power Drift	Test Position	Duty Cycle	Distance (mm)	Area Scan Peak SAR (W/kg)	1g Meas. SAR	Scaling Factor	Scaling Factor (Duty)	1g Scaled SAR	Plot No.
Mhz	Ch.		(MHz)	(Mbps)	(dBm)	(dBm)	(dB)					(W/kg)			(W/kg)	
2 462	11	802.11b	20	1	20.0	18.97	0.10	Rear	99.5	15	0.208	0.122	1.268	1.005	0.155	61
2 462	11	802.11b	20	1	20.0	18.97	-0.12	Front	99.5	15	0.143	0.091	1.268	1.005	0.116	-
ANSI/ IEEE C95.1 - 2005 – Safety Limit Spatial Peak Uncontrolled Exposure/ General Population								Body 1.6 W/kg Averaged over 1 gram								

NII Body-Worn SAR																
Frequency		Mode	Band width	Data Rate	Tune-Up Limit	Meas. Power	Power Drift	Test Position	Duty Cycle	Distance (mm)	Area Scan Peak SAR (W/kg)	1g Meas. SAR	Scaling Factor	Scaling Factor (Duty)	1g Scaled SAR	Plot No.
Mhz	Ch.		(MHz)	(Mbps)	(dBm)	(dBm)	(dB)					(W/kg)			(W/kg)	
5 320	64	802.11a	20	6	17.5	15.98	-0.10	Rear	96.9	15	0.549	0.253	1.419	1.032	0.370	62
5 320	64	802.11a	20	6	17.5	15.98	-0.18	Front	96.9	15	0.101	0.046	1.419	1.032	0.067	-
5 500	100	802.11a	20	6	17.5	15.62	0.10	Rear	96.9	15	0.464	0.207	1.542	1.032	0.329	-
5 500	100	802.11a	20	6	17.5	15.62	-0.11	Front	96.9	15	0.137	0.059	1.542	1.032	0.094	-
5 745	149	802.11a	20	6	17.5	16.82	-0.10	Rear	96.9	15	0.323	0.146	1.169	1.032	0.176	-
5 745	149	802.11a	20	6	17.5	16.82	0.11	Front	96.9	15	0.099	0.049	1.169	1.032	0.059	-
ANSI/ IEEE C95.1 - 2005 – Safety Limit Spatial Peak Uncontrolled Exposure/ General Population								Body 1.6 W/kg Averaged over 1 gram								

DSS Body-Worn SAR												
Frequency		Mode	Tune-Up Limit	Meas. Power	Power Drift	Test Position	Distance	1g Meas. SAR	Scaling Factor	Scaling Factor	1g Scaled SAR	Plot No.
Mhz	Ch.		(dBm)	(dBm)	(dB)		(mm)	(W/kg)		(Duty)	(W/kg)	
2 402	0	Bluetooth DH5	9.5	8.05	-0.11	Rear	15	0.00665	1.396	1.300	0.012	63
2 402	0	Bluetooth DH5	9.5	8.05	-0.18	Front	15	0.00322	1.396	1.300	0.006	-
ANSI/ IEEE C95.1 - 2005 – Safety Limit Spatial Peak Uncontrolled Exposure/ General Population						Body 1.6 W/kg Averaged over 1 gram						

13.3 Hotspot SAR Measurement Results

GSM 850 Hotspot SAR _ Main Ant.#1												
Frequency		Mode	Tune-Up Limit	Meas. Power	Power Drift	Test Position	Duty Cycle	Distance	1g Meas. SAR	Scaling Factor	1g Scaled SAR	Plot No.
Mhz	Ch.		(dB)	(dB)	(dB)			(mm)				
836.6	190	GPRS 2Tx	32.5	31.46	0.04	Rear	1:4.15	10	0.568	1.271	0.722	-
836.6	190	GPRS 2Tx	32.5	31.46	-0.01	Front	1:4.15	10	0.185	1.271	0.235	-
836.6	190	GPRS 2Tx	32.5	31.46	-0.10	Left	1:4.15	10	0.184	1.271	0.234	-
836.6	190	GPRS 2Tx	32.5	31.46	0.03	Right	1:4.15	10	0.253	1.271	0.322	-
836.6	190	GPRS 2Tx	32.5	31.46	0.17	Bottom	1:4.15	10	0.636	1.271	0.808	64
824.2	128	GPRS 2Tx	32.5	31.68	0.18	Bottom	1:4.15	10	0.468	1.208	0.565	-
848.8	251	GPRS 2Tx	32.5	31.45	0.13	Bottom	1:4.15	10	0.518	1.274	0.660	-
ANSI/ IEEE C95.1 - 2005 – Safety Limit Spatial Peak Uncontrolled Exposure/ General Population						Body 1.6 W/kg Averaged over 1 gram						

GSM 1900 Hotspot SAR _ Main Ant.#2												
Frequency		Mode	Tune-Up Limit	Meas. Power	Power Drift	Test Position	Duty Cycle	Distance	1g Meas. SAR	Scaling Factor	1g Scaled SAR	Plot No.
Mhz	Ch.		(dB)	(dB)	(dB)			(mm)				
1 880	661	GPRS 2Tx	29.5	28.86	-0.04	Rear	1:4.15	10	0.564	1.159	0.654	65
1 880	661	GPRS 2Tx	29.5	28.86	-0.01	Front	1:4.15	10	0.419	1.159	0.486	-
1 880	661	GPRS 2Tx	29.5	28.86	-0.04	Left	1:4.15	10	0.280	1.159	0.325	-
1 880	661	GPRS 2Tx	29.5	28.86	-0.00	Bottom	1:4.15	10	0.398	1.159	0.461	-
ANSI/ IEEE C95.1 - 2005 – Safety Limit Spatial Peak Uncontrolled Exposure/ General Population						Body 1.6 W/kg Averaged over 1 gram						

UMTS Band 5 Hotspot SAR _ Main Ant.#1												
Frequency		Mode	Tune-Up Limit	Meas. Power	Power Drift	Test Position	Duty Cycle	Distance	1g Meas. SAR	Scaling Factor	1g Scaled SAR	Plot No.
Mhz	Ch.		(dB)	(dB)	(dB)			(mm)				
836.6	4183	RMC	25.0	23.69	-0.17	Rear	1:1	10	0.503	1.352	0.680	66
836.6	4183	RMC	25.0	23.69	-0.05	Front	1:1	10	0.146	1.352	0.197	-
836.6	4183	RMC	25.0	23.69	0.13	Left	1:1	10	0.208	1.352	0.281	-
836.6	4183	RMC	25.0	23.69	0.03	Right	1:1	10	0.197	1.352	0.266	-
836.6	4183	RMC	25.0	23.69	0.02	Bottom	1:1	10	0.365	1.352	0.493	-
ANSI/ IEEE C95.1 - 2005 – Safety Limit Spatial Peak Uncontrolled Exposure/ General Population						Body 1.6 W/kg Averaged over 1 gram						

UMTS Band 4 Hotspot SAR _ Main Ant.#2												
Frequency		Mode	Tune-Up Limit	Meas. Power	Power Drift	Test Position	Duty Cycle	Distance	1g Meas. SAR	Scaling Factor	1g Scaled SAR	Plot No.
Mhz	Ch.		(dB)	(dB)	(dB)						(mm)	
1 752.8	1513	RMC	21.0	19.55	0.01	Rear	1:1	10	0.209	1.396	0.292	-
1 752.8	1513	RMC	21.0	19.55	0.04	Front	1:1	10	0.142	1.396	0.198	-
1 752.8	1513	RMC	21.0	19.55	0.11	Left	1:1	10	0.108	1.396	0.151	-
1 752.8	1513	RMC	21.0	19.55	-0.15	Bottom	1:1	10	0.272	1.396	0.380	67
ANSI/ IEEE C95.1 - 2005 – Safety Limit Spatial Peak Uncontrolled Exposure/ General Population						Body 1.6 W/kg Averaged over 1 gram						

UMTS Band 2 Hotspot SAR _ Main Ant.#2												
Frequency		Mode	Tune-Up Limit	Meas. Power	Power Drift	Test Position	Duty Cycle	Distance	1g Meas. SAR	Scaling Factor	1g Scaled SAR	Plot No.
Mhz	Ch.		(dB)	(dB)	(dB)						(mm)	
1 880.0	9400	RMC	19.5	18.79	0.12	Rear	1:1	10	0.273	1.178	0.321	68
1 880.0	9400	RMC	19.5	18.79	0.03	Front	1:1	10	0.231	1.178	0.272	-
1 880.0	9400	RMC	19.5	18.79	0.04	Left	1:1	10	0.124	1.178	0.146	-
1 880.0	9400	RMC	19.5	18.79	-0.11	Bottom	1:1	10	0.219	1.178	0.258	-
ANSI/ IEEE C95.1 – 2005 – Safety Limit Spatial Peak Uncontrolled Exposure/ General Population						Body 1.6 W/kg Averaged over 1 gram						

LTE Band 7 Hotspot SAR _ Main Ant.#2																
Frequency		Mode	Band width	Tune-Up Limit	Meas. Power	Power Drift	Test Position	MPR	RB Size	RB offset	Duty Cycle	Distance	1g Meas. SAR	Scaling Factor	1g Scaled SAR	Plot No.
Mhz	Ch.		(MHz)	(dBm)	(dBm)	(dB)		(dB)	(dB)	(dB)					(mm)	
2 560	21350	QPSK	20	20.5	19.48	0.14	Rear	0	1	49	1:1	10	0.271	1.265	0.343	-
2 560	21350	QPSK	20	20.5	19.52	0.03	Rear	0	50	0	1:1	10	0.280	1.253	0.351	-
2 560	21350	QPSK	20	20.5	19.48	0.19	Front	0	1	49	1:1	10	0.273	1.265	0.345	-
2 560	21350	QPSK	20	20.5	19.52	0.10	Front	0	50	0	1:1	10	0.280	1.253	0.351	69
2 560	21350	QPSK	20	20.5	19.48	-0.04	Left	0	1	49	1:1	10	0.135	1.265	0.171	-
2 560	21350	QPSK	20	20.5	19.52	0.02	Left	0	50	0	1:1	10	0.134	1.253	0.168	-
2 560	21350	QPSK	20	20.5	19.48	0.01	Bottom	0	1	49	1:1	10	0.202	1.265	0.256	-
2 560	21350	QPSK	20	20.5	19.52	0.12	Bottom	0	50	0	1:1	10	0.209	1.253	0.262	-
ANSI/ IEEE C95.1 – 2005 – Safety Limit Spatial Peak Uncontrolled Exposure/ General Population								Body 1.6 W/kg Averaged over 1 gram								

LTE Band 12 Hotspot SAR_ Main Ant.#1																
Frequency		Mode	Band width	Tune-Up Limit	Meas. Power	Power Drift	Test Position	MPR	RB Size	RB offset	Duty Cycle	Distance	1g Meas. SAR	Scaling Factor	1g Scaled SAR	Plot No.
Mhz	Ch.															
707.5	23095	QPSK	10	24.5	23.37	0.01	Rear	0	1	0	1:1	10	0.327	1.297	0.424	70
707.5	23095	QPSK	10	23.5	22.33	0.01	Rear	1	25	12	1:1	10	0.259	1.309	0.339	-
707.5	23095	QPSK	10	24.5	23.37	-0.00	Front	0	1	0	1:1	10	0.162	1.297	0.210	-
707.5	23095	QPSK	10	23.5	22.33	0.02	Front	1	25	12	1:1	10	0.125	1.309	0.164	-
707.5	23095	QPSK	10	24.5	23.37	0.01	Left	0	1	0	1:1	10	0.101	1.297	0.131	-
707.5	23095	QPSK	10	23.5	22.33	0.06	Left	1	25	12	1:1	10	0.077	1.309	0.101	-
707.5	23095	QPSK	10	24.5	23.37	-0.02	Right	0	1	0	1:1	10	0.196	1.297	0.254	-
707.5	23095	QPSK	10	23.5	22.33	-0.02	Right	1	25	12	1:1	10	0.165	1.309	0.216	-
707.5	23095	QPSK	10	24.5	23.37	-0.09	Bottom	0	1	0	1:1	10	0.184	1.297	0.239	-
707.5	23095	QPSK	10	23.5	22.33	0.02	Bottom	1	25	12	1:1	10	0.153	1.309	0.200	-
ANSI/ IEEE C95.1 – 2005 – Safety Limit Spatial Peak Uncontrolled Exposure/ General Population							Body 1.6 W/kg Averaged over 1 gram									

LTE Band 13 Hotspot SAR_ Main Ant.#1																
Frequency		Mode	Band width	Tune-Up Limit	Meas. Power	Power Drift	Test Position	MPR	RB Size	RB offset	Duty Cycle	Distance	1g Meas. SAR	Scaling Factor	1g Scaled SAR	Plot No.
Mhz	Ch.															
782	23230	QPSK	10	24.5	23.46	0.07	Rear	0	1	0	1:1	10	0.563	1.271	0.716	71
782	23230	QPSK	10	23.5	22.34	0.03	Rear	0	25	24	1:1	10	0.461	1.306	0.602	-
782	23230	QPSK	10	24.5	23.46	0.02	Front	0	1	0	1:1	10	0.326	1.271	0.414	-
782	23230	QPSK	10	23.5	22.34	0.07	Front	0	25	24	1:1	10	0.245	1.306	0.320	-
782	23230	QPSK	10	24.5	23.46	0.16	Left	0	1	0	1:1	10	0.311	1.271	0.395	-
782	23230	QPSK	10	23.5	22.34	0.03	Left	0	25	24	1:1	10	0.245	1.306	0.320	-
782	23230	QPSK	10	24.5	23.46	0.04	Right	0	1	0	1:1	10	0.403	1.271	0.512	-
782	23230	QPSK	10	23.5	22.34	0.01	Right	0	25	24	1:1	10	0.328	1.306	0.428	-
782	23230	QPSK	10	24.5	23.46	0.17	Bottom	0	1	0	1:1	10	0.366	1.271	0.465	-
782	23230	QPSK	10	23.5	22.34	-0.01	Bottom	0	25	24	1:1	10	0.305	1.306	0.398	-
ANSI/ IEEE C95.1 – 2005 – Safety Limit Spatial Peak Uncontrolled Exposure/ General Population							Body 1.6 W/kg Averaged over 1 gram									

LTE Band 14 Hotspot SAR_ Main Ant.#1

Frequency		Mode	Band width	Tune-Up Limit	Meas. Power	Power Drift	Test Position	MPR	RB Size	RB offset	Duty Cycle	Distance	1g Meas. SAR	Scaling Factor	1g Scaled SAR	Plot No.
Mhz	Ch.															
793	23330	QPSK	10	24.5	23.41	0.02	Rear	0	1	24	1:1	10	0.608	1.285	0.781	72
793	23330	QPSK	10	23.5	22.34	0.01	Rear	0	25	0	1:1	10	0.480	1.306	0.627	-
793	23330	QPSK	10	24.5	23.41	0.11	Front	0	1	24	1:1	10	0.294	1.285	0.378	-
793	23330	QPSK	10	23.5	22.34	0.01	Front	0	25	0	1:1	10	0.237	1.306	0.310	-
793	23330	QPSK	10	24.5	23.41	-0.00	Left	0	1	24	1:1	10	0.289	1.285	0.371	-
793	23330	QPSK	10	23.5	22.34	-0.02	Left	0	25	0	1:1	10	0.226	1.306	0.295	-
793	23330	QPSK	10	24.5	23.41	0.01	Right	0	1	24	1:1	10	0.407	1.285	0.523	-
793	23330	QPSK	10	23.5	22.34	-0.01	Right	0	25	0	1:1	10	0.325	1.306	0.424	-
793	23330	QPSK	10	24.5	23.41	0.12	Bottom	0	1	24	1:1	10	0.401	1.285	0.515	-
793	23330	QPSK	10	23.5	22.34	-0.01	Bottom	0	25	0	1:1	10	0.311	1.306	0.406	-
ANSI/ IEEE C95.1 – 2005 – Safety Limit Spatial Peak Uncontrolled Exposure/ General Population								Body 1.6 W/kg Averaged over 1 gram								

LTE Band 25 Hotspot SAR_ Main Ant.#2

Frequency		Mode	Band width	Tune-Up Limit	Meas. Power	Power Drift	Test Position	MPR	RB Size	RB offset	Duty Cycle	Distance	1g Meas. SAR	Scaling Factor	1g Scaled SAR	Plot No.
Mhz	Ch.															
1 882.5	26365	QPSK	20	20.5	19.71	-0.00	Rear	0	1	49	1:1	10	0.330	1.199	0.396	-
1 882.5	26365	QPSK	20	20.5	19.71	0.05	Rear	1	50	25	1:1	10	0.335	1.199	0.402	-
1 882.5	26365	QPSK	20	20.5	19.71	0.05	Front	0	1	49	1:1	10	0.293	1.199	0.351	-
1 882.5	26365	QPSK	20	20.5	19.71	-0.01	Front	1	50	25	1:1	10	0.294	1.199	0.353	-
1 882.5	26365	QPSK	20	20.5	19.71	-0.12	Left	0	1	49	1:1	10	0.201	1.199	0.241	-
1 882.5	26365	QPSK	20	20.5	19.71	-0.03	Left	1	50	25	1:1	10	0.203	1.199	0.243	-
1 882.5	26365	QPSK	20	20.5	19.71	-0.02	Bottom	0	1	49	1:1	10	0.378	1.199	0.453	-
1 882.5	26365	QPSK	20	20.5	19.71	0.01	Bottom	1	50	25	1:1	10	0.384	1.199	0.460	73
ANSI/ IEEE C95.1 – 2005 – Safety Limit Spatial Peak Uncontrolled Exposure/ General Population								Body 1.6 W/kg Averaged over 1 gram								

LTE Band 26 Hotspot SAR _ Main Ant.#1																
Frequency		Mode	Band width (MHz)	Tune- Up Limit (dBm)	Meas. Power (dBm)	Power Drift (dB)	Test Position	MPR (dB)	RB Size	RB offset	Duty Cycle	Distance (mm)	1g Meas. SAR (W/kg)	Scaling Factor	1g Scaled SAR (W/kg)	Plot No.
Mhz	Ch.															
831.5	26865	QPSK	15	22.0	20.06	-0.02	Rear	0	1	36	1:1	10	0.318	1.563	0.497	-
831.5	26865	QPSK	15	22.0	20.06	0.01	Rear	1	36	0	1:1	10	0.325	1.563	0.508	74
831.5	26865	QPSK	15	22.0	20.06	0.04	Front	0	1	36	1:1	10	0.109	1.563	0.170	-
831.5	26865	QPSK	15	22.0	20.06	0.05	Front	1	36	0	1:1	10	0.114	1.563	0.178	-
831.5	26865	QPSK	15	22.0	20.06	0.04	Left	0	1	36	1:1	10	0.089	1.563	0.139	-
831.5	26865	QPSK	15	22.0	20.06	-0.11	Left	1	36	0	1:1	10	0.098	1.563	0.153	-
831.5	26865	QPSK	15	22.0	20.06	-0.00	Right	0	1	36	1:1	10	0.111	1.563	0.173	-
831.5	26865	QPSK	15	22.0	20.06	0.05	Right	1	36	0	1:1	10	0.113	1.563	0.177	-
831.5	26865	QPSK	15	22.0	20.06	-0.05	Bottom	0	1	36	1:1	10	0.208	1.563	0.325	-
831.5	26865	QPSK	15	22.0	20.06	-0.00	Bottom	1	36	0	1:1	10	0.203	1.563	0.317	-
ANSI/ IEEE C95.1 – 2005 – Safety Limit Spatial Peak Uncontrolled Exposure/ General Population								Body 1.6 W/kg Averaged over 1 gram								

LTE Band 30 Hotspot SAR _ Main Ant.#2																
Frequency		Mode	Band width (MHz)	Tune- Up Limit (dBm)	Meas. Power (dBm)	Power Drift (dB)	Test Position	MPR (dB)	RB Size	RB offset	Duty Cycle	Distance (mm)	1g Meas. SAR (W/kg)	Scaling Factor	1g Scaled SAR (W/kg)	Plot No.
Mhz	Ch.															
2 310	27710	QPSK	10	20.0	19.16	-0.19	Rear	0	1	0	1:1	10	0.391	1.213	0.474	75
2 310	27710	QPSK	10	20.0	19.23	-0.15	Rear	1	50	0	1:1	10	0.238	1.194	0.284	-
2 310	27710	QPSK	10	20.0	19.16	0.07	Front	0	1	0	1:1	10	0.221	1.213	0.268	-
2 310	27710	QPSK	10	20.0	19.23	-0.03	Front	1	50	0	1:1	10	0.216	1.194	0.258	-
2 310	27710	QPSK	10	20.0	19.16	0.12	Left	0	1	0	1:1	10	0.105	1.213	0.127	-
2 310	27710	QPSK	10	20.0	19.23	0.13	Left	1	50	0	1:1	10	0.106	1.194	0.127	-
2 310	27710	QPSK	10	20.0	19.16	0.09	Bottom	0	1	0	1:1	10	0.177	1.213	0.215	-
2 310	27710	QPSK	10	20.0	19.23	0.00	Bottom	1	50	0	1:1	10	0.175	1.194	0.209	-
ANSI/ IEEE C95.1 – 2005 – Safety Limit Spatial Peak Uncontrolled Exposure/ General Population								Body 1.6 W/kg Averaged over 1 gram								

LTE TDD Band 40 Hotspot SAR – Lower frequency range _ Main Ant.#2																
Frequency		Mode	Band width (MHz)	Tune- Up Limit (dBm)	Meas. Power (dBm)	Power Drift (dB)	Test Position	MPR (dB)	RB Size	RB offset	Duty Cycle	Distance (mm)	1g Meas. SAR (W/kg)	Scaling Factor	1g Scaled SAR (W/kg)	Plot No.
Mhz	Ch.															
2 310	38750	QPSK	10	11.0	9.91	-0.11	Rear	0	1	0	1:1.58	10	0.016	1.285	0.021	76
2 310	38750	QPSK	10	11.0	9.87	0.08	Rear	0	25	12	1:1.58	10	0.015	1.297	0.019	-
2 310	38750	QPSK	10	11.0	9.91	0.04	Front	0	1	0	1:1.58	10	0.015	1.285	0.019	-
2 310	38750	QPSK	10	11.0	9.87	0.15	Front	0	25	12	1:1.58	10	0.015	1.297	0.019	-
2 310	38750	QPSK	10	11.0	9.91	-0.19	Left	0	1	0	1:1.58	10	0.00837	1.285	0.011	-
2 310	38750	QPSK	10	11.0	9.87	0.13	Left	0	25	12	1:1.58	10	0.00812	1.297	0.011	-
2 310	38750	QPSK	10	11.0	9.91	0.08	Bottom	0	1	0	1:1.58	10	0.015	1.285	0.019	-
2 310	38750	QPSK	10	11.0	9.87	-0.15	Bottom	0	25	12	1:1.58	10	0.015	1.297	0.019	-
ANSI/ IEEE C95.1 – 2005 – Safety Limit Spatial Peak Uncontrolled Exposure/ General Population								Body 1.6 W/kg Averaged over 1 gram								

LTE TDD Band 40 Hotspot SAR – Upper frequency rang Main Ant.#2																
Frequency		Mode	Band width (MHz)	Tune-Up Limit (dBm)	Meas. Power (dBm)	Power Drift (dB)	Test Position	MPR (dB)	RB Size	RB offset	Duty Cycle	Distance (mm)	1g Meas. SAR (W/kg)	Scaling Factor	1g Scaled SAR (W/kg)	Plot No.
Mhz	Ch.															
2 355	39200	QPSK	10	11.0	10.07	0.18	Rear	0	1	0	1:1.58	10	0.019	1.239	0.024	77
2 355	39200	QPSK	10	11.0	10.06	0.13	Rear	0	25	24	1:1.58	10	0.016	1.242	0.020	-
2 355	39200	QPSK	10	11.0	10.07	0.14	Front	0	1	0	1:1.58	10	0.015	1.239	0.019	-
2 355	39200	QPSK	10	11.0	10.06	0.18	Front	0	25	24	1:1.58	10	0.015	1.242	0.019	-
2 355	39200	QPSK	10	11.0	10.07	0.16	Left	0	1	0	1:1.58	10	0.00743	1.239	0.009	-
2 355	39200	QPSK	10	11.0	10.06	0.12	Left	0	25	24	1:1.58	10	0.00799	1.242	0.010	-
2 355	39200	QPSK	10	11.0	10.07	0.02	Bottom	0	1	0	1:1.58	10	0.014	1.239	0.017	-
2 355	39200	QPSK	10	11.0	10.06	0.12	Bottom	0	25	24	1:1.58	10	0.015	1.242	0.019	-
ANSI/ IEEE C95.1 – 2005 – Safety Limit Spatial Peak Uncontrolled Exposure/ General Population								Body 1.6 W/kg Averaged over 1 gram								

LTE TDD Band 41 Hotspot SAR Main Ant.#2																	
Frequency		Mode	Band width (MHz)	Tune-Up Limit (dBm)	Meas. Power (dBm)	Power Drift (dB)	Test Position	MPR (dB)	RB Size	RB offset	Duty Cycle	Distance (mm)	1g Meas. SAR (W/kg)	Scaling Factor	1g Scaled SAR (W/kg)	Plot No.	
Mhz	Ch.																
2 549.5	40185	QPSK	20	21.2	20.26	-0.36	Rear	0	1	99	1:1.58	10	0.192	1.242	0.238	-	
2 549.5	40185	QPSK	20	21.2	20.25	-2.95	Rear	0	50	49	1:1.58	10	0.203	1.245	0.253	-	
2 549.5	40185	QPSK	20	21.2	20.26	-0.06	Front	0	1	99	1:1.58	10	0.192	1.242	0.238	-	
2 549.5	40185	QPSK	20	21.2	20.25	-0.29	Front	0	50	49	1:1.58	10	0.228	1.245	0.284	-	
2 549.5	40185	QPSK	20	21.2	20.26	0.03	Left	0	1	99	1:1.58	10	0.130	1.242	0.161	-	
2 549.5	40185	QPSK	20	21.2	20.25	0.31	Left	0	50	49	1:1.58	10	0.134	1.245	0.167	-	
2 549.5	40185	QPSK	20	21.2	20.26	0.03	Bottom	0	1	99	1:1.58	10	0.170	1.242	0.211	-	
2 549.5	40185	QPSK	20	21.2	20.25	-0.08	Bottom	0	50	49	1:1.58	10	0.174	1.245	0.217	-	
2 549.5	40185	QPSK	20	23.5	23.21	0.18	Front	0	50	49	1:2.31	10	0.311	1.069	0.332	78**	
Up-link Carrier Aggregation (41C)																	
2 549.5	40185	QPSK	PCC	20	21.2	20.07	0.10	Front	0	1	99	1:1.58	10	0.136	1.297	0.176	-
2 569.3	40383	QPSK	SCC	20						1	0						
HPUE Up-link Carrier Aggregation (41C)																	
2 549.5	40185	QPSK	PCC	20	23.5	23.00	-0.14	Front	0	1	99	1:2.31	10	0.167	1.122	0.187	**
2 569.3	40383	QPSK	SCC	20						1	0						
ANSI/ IEEE C95.1 – 2005 – Safety Limit Spatial Peak Uncontrolled Exposure/ General Population								Body 1.6 W/kg Averaged over 1 gram									

Note: ** Data entry indicate LTE 41 Power Class 2(HPUE)

LTE TDD Band 48 Hotspot SAR _ Main Ant.#3																
Frequency		Mode	Band width	Tune-Up Limit	Meas. Power	Power Drift	Test Position	MPR	RB Size	RB offset	Duty Cycle	Distance	1g Meas. SAR	Scaling Factor	1g Scaled SAR	Plot No.
Mhz	Ch.															
3 560.0	55340	QPSK	20	24.0	23.76	-0.18	Rear	0	1	0	1:1.58	10	0.362	1.057	0.383	79
3 560.0	55340	QPSK	20	23.0	22.82	-0.16	Rear	1	50	0	1:1.58	10	0.287	1.042	0.299	-
3 560.0	55340	QPSK	20	24.0	23.76	-0.16	Front	0	1	0	1:1.58	10	0.131	1.057	0.138	-
3 560.0	55340	QPSK	20	23.0	22.82	-0.19	Front	1	50	0	1:1.58	10	0.108	1.042	0.113	-
3 560.0	55340	QPSK	20	24.0	23.76	-0.07	Left	0	1	0	1:1.58	10	0.175	1.057	0.185	-
3 560.0	55340	QPSK	20	23.0	22.82	0.10	Left	1	50	0	1:1.58	10	0.145	1.042	0.151	-
3 560.0	55340	QPSK	20	24.0	23.76	-0.10	Top	0	1	0	1:1.58	10	0.136	1.057	0.144	-
3 560.0	55340	QPSK	20	23.0	22.82	-0.14	Top	1	50	0	1:1.58	10	0.112	1.042	0.117	-
ANSI/ IEEE C95.1 – 2005 – Safety Limit Spatial Peak Uncontrolled Exposure/ General Population							Body 1.6 W/kg Averaged over 1 gram									

LTE Band 66 Hotspot SAR _ Main Ant.#2																
Frequency		Mode	Band width	Tune-Up Limit	Meas. Power	Power Drift	Test Position	MPR	RB Size	RB offset	Duty Cycle	Distance	Meas. SAR	Scaling Factor	Scaled SAR	Plot No.
Mhz	Ch.															
1770	132572	QPSK	20	21.0	19.53	-0.04	Rear	0	1	49	1:1	10	0.246	1.403	0.345	-
1770	132572	QPSK	20	21.0	19.61	0.09	Rear	1	50	0	1:1	10	0.260	1.377	0.358	-
1770	132572	QPSK	20	21.0	19.53	0.01	Front	0	1	49	1:1	10	0.200	1.403	0.281	-
1770	132572	QPSK	20	21.0	19.61	0.03	Front	1	50	0	1:1	10	0.207	1.377	0.285	-
1770	132572	QPSK	20	21.0	19.53	-0.01	Left	0	1	49	1:1	10	0.165	1.403	0.231	-
1770	132572	QPSK	20	21.0	19.61	-0.05	Left	1	50	0	1:1	10	0.174	1.377	0.240	-
1770	132572	QPSK	20	21.0	19.53	0.02	Bottom	0	1	49	1:1	10	0.312	1.403	0.438	-
1770	132572	QPSK	20	21.0	19.61	-0.01	Bottom	1	50	0	1:1	10	0.320	1.377	0.441	80
ANSI/ IEEE C95.1 – 2005 – Safety Limit Spatial Peak Uncontrolled Exposure/ General Population							Body 1.6 W/kg Averaged over 1 gram									

LTE Band 71 Hotspot SAR_ Main Ant.#1																
Frequency		Mode	Band width	Tune-Up Limit	Meas. Power	Power Drift	Test Position	MPR	RB Size	RB offset	Duty Cycle	Distance	Meas. SAR	Scaling Factor	Scaled SAR	Plot No.
Mhz	Ch.		(Mhz)	(dBm)	(dBm)	(dB)		(dB)	(dB)	Size		(mm)			(W/kg)	
680.5	133297	QPSK	20	25.0	23.18	0.07	Rear	0	1	0	1:1	10	0.369	1.521	0.561	81
680.5	133297	QPSK	20	24.0	22.27	-0.02	Rear	0	50	0	1:1	10	0.279	1.489	0.415	-
680.5	133297	QPSK	20	25.0	23.18	-0.01	Front	0	1	0	1:1	10	0.176	1.521	0.268	-
680.5	133297	QPSK	20	24.0	22.27	-0.00	Front	0	50	0	1:1	10	0.145	1.489	0.216	-
680.5	133297	QPSK	20	25.0	23.18	0.06	Left	0	1	0	1:1	10	0.140	1.521	0.213	-
680.5	133297	QPSK	20	24.0	22.27	-0.01	Left	0	50	0	1:1	10	0.111	1.489	0.165	-
680.5	133297	QPSK	20	25.0	23.18	-0.16	Right	0	1	0	1:1	10	0.232	1.521	0.353	-
680.5	133297	QPSK	20	24.0	22.27	-0.01	Right	0	50	0	1:1	10	0.245	1.489	0.365	-
680.5	133297	QPSK	20	25.0	23.18	0.18	Bottom	0	1	0	1:1	10	0.172	1.521	0.262	-
680.5	133297	QPSK	20	24.0	22.27	0.10	Bottom	0	50	0	1:1	10	0.157	1.489	0.234	-
ANSI/ IEEE C95.1 – 2005 – Safety Limit Spatial Peak Uncontrolled Exposure/ General Population							Body 1.6 W/kg Averaged over 1 gram									

NR Band n5 Hotspot SAR_ Main Ant.#1																
Frequency		Mode	Band width	Tune-Up Limit	Meas. Power	Power Drift	Test Position	MPR	RB Size	RB offset	Duty Cycle	Distance	Meas. SAR	Scaling Factor	Scaled SAR	Plot No.
Mhz	Ch.		(Mhz)	(dBm)	(dBm)	(dB)		(dB)	Size	(mm)		(W/kg)			(W/kg)	
836.5	167300	DFT-s OFDM QPSK	20	25.0	23.60	0.01	Rear	0	1	53	1:1	10	0.369	1.380	0.509	-
836.5	167300	DFT-s OFDM QPSK	20	25.0	23.59	-0.07	Rear	0	50	28	1:1	10	0.336	1.384	0.465	-
836.5	167300	DFT-s OFDM QPSK	20	25.0	23.60	-0.02	Front	0	1	53	1:1	10	0.112	1.380	0.155	-
836.5	167300	DFT-s OFDM QPSK	20	25.0	23.59	0.04	Front	0	50	28	1:1	10	0.116	1.384	0.161	-
836.5	167300	DFT-s OFDM QPSK	20	25.0	23.60	0.10	Left	0	1	53	1:1	10	0.169	1.380	0.233	-
836.5	167300	DFT-s OFDM QPSK	20	25.0	23.59	0.06	Left	0	50	28	1:1	10	0.130	1.384	0.180	-
836.5	167300	DFT-s OFDM QPSK	20	25.0	23.60	0.01	Right	0	1	53	1:1	10	0.275	1.380	0.380	-
836.5	167300	DFT-s OFDM QPSK	20	25.0	23.59	0.00	Right	0	50	28	1:1	10	0.181	1.384	0.251	-
836.5	167300	DFT-s OFDM QPSK	20	25.0	23.60	0.15	Bottom	0	1	53	1:1	10	0.437	1.380	0.603	82
836.5	167300	DFT-s OFDM QPSK	20	25.0	23.59	0.16	Bottom	0	50	28	1:1	10	0.328	1.384	0.454	-
836.5	167300	CP QPSK	20	23.5	22.21	0.19	Bottom	1.5	1	1	1:1	10	0.248	1.346	0.334	-
ANSI/ IEEE C95.1 – 2005 – Safety Limit Spatial Peak Uncontrolled Exposure/ General Population							Body 1.6 W/kg Averaged over 1 gram									

NR Band n25 Hotspot SAR_ Main Ant.#2																
sppFrequency		Mode	Band width	Tune-Up Limit	Meas. Power	Power Drift	Test Position	MPR	RB Size	RB offset	Duty Cycle	Distance	Meas. SAR	Scaling Factor	Scaled SAR	Plot No.
Mhz	Ch.															
1882.5	376500	DFT-s OFDM QPSK	20	21.5	20.75	-0.08	Rear	0	1	53	1:1	10	0.436	1.189	0.518	83
1882.5	376500	DFT-s OFDM QPSK	20	21.5	20.66	-0.06	Rear	0	50	28	1:1	10	0.427	1.213	0.518	-
1882.5	376500	DFT-s OFDM QPSK	20	21.5	20.75	0.08	Front	0	1	53	1:1	10	0.396	1.189	0.471	-
1882.5	376500	DFT-s OFDM QPSK	20	21.5	20.66	-0.10	Front	0	50	28	1:1	10	0.362	1.213	0.439	-
1882.5	376500	DFT-s OFDM QPSK	20	21.5	20.75	0.05	Left	0	1	53	1:1	10	0.219	1.189	0.260	-
1882.5	376500	DFT-s OFDM QPSK	20	21.5	20.66	0.03	Left	0	50	28	1:1	10	0.215	1.213	0.261	-
1882.5	376500	DFT-s OFDM QPSK	20	21.5	20.75	-0.01	Bottom	0	1	53	1:1	10	0.329	1.189	0.391	-
1882.5	376500	DFT-s OFDM QPSK	20	21.5	20.66	0.06	Bottom	0	50	28	1:1	10	0.331	1.213	0.402	-
1882.5	376500	CP QPSK	20	21.5	20.04	-0.04	Rear	0	1	1	1:1	10	0.396	1.400	0.554	84
ANSI/ IEEE C95.1 - 2005 – Safety Limit Spatial Peak Uncontrolled Exposure/ General Population							Body 1.6 W/kg Averaged over 1 gram									

NR Band n41 Hotspot SAR_ Power Class 3_ Main Ant.#2																
Frequency		Mode	Band width	Tune-Up Limit	Meas. Power	Power Drift	Test Position	MPR	RB Size	RB offset	Duty Cycle	Distance	Meas. SAR	Scaling Factor	Scaled SAR	Plot No.
Mhz	Ch.															
2592.99	518598	DFT-s OFDM QPSK	100	24.0	23.50	-0.11	Rear	0	1	137	1:1	10	0.114	1.122	0.128	-
2592.99	518598	DFT-s OFDM QPSK	100	24.0	23.33	-0.01	Rear	1	135	69	1:1	10	0.148	1.167	0.173	-
2592.99	518598	DFT-s OFDM QPSK	100	24.0	23.50	-0.15	Front	0	1	137	1:1	10	0.128	1.122	0.144	-
2592.99	518598	DFT-s OFDM QPSK	100	24.0	23.33	0.10	Front	1	135	69	1:1	10	0.172	1.167	0.201	85
2592.99	518598	DFT-s OFDM QPSK	100	24.0	23.50	0.08	Left	0	1	137	1:1	10	0.056	1.122	0.063	-
2592.99	518598	DFT-s OFDM QPSK	100	24.0	23.33	0.07	Left	1	135	69	1:1	10	0.057	1.167	0.067	-
2592.99	518598	DFT-s OFDM QPSK	100	24.0	23.50	-0.00	Bottom	0	1	137	1:1	10	0.112	1.122	0.126	-
2592.99	518598	DFT-s OFDM QPSK	100	24.0	23.33	-0.05	Bottom	1	135	69	1:1	10	0.151	1.167	0.176	-
2592.99	518598	CP QPSK	100	22.5	20.60	0.18	Front	0	1	1	1:1	10	0.102	1.549	0.158	-
ANSI/ IEEE C95.1 - 2005 – Safety Limit Spatial Peak Uncontrolled Exposure/ General Population							Body 1.6 W/kg Averaged over 1 gram									

NR Band n41 Hotspot SAR – Power Class 2 - Main Ant.#2

Frequency		Mode	Band width (MHz)	Tune-up Limit (dBm)	Meas. Power (dBm)	Power Drift (dB)	Test Position	MPR (dB)	RB Size	RB offset	Duty Cycle	Distance (mm)	Meas. SAR (W/kg)	Scaling Factor	Scaled SAR (W/kg)	Plot No.
Mhz	Ch.															
2592.99	518598	DFT-s OFDM QPSK	100	26.5	26.17	-0.19	Rear	0	1	137	1:1	10	0.288	1.079	0.311	-
2592.99	518598	DFT-s OFDM QPSK	100	26.5	26.21	0.03	Rear	1	135	69	1:1	10	0.187	1.069	0.200	-
2592.99	518598	DFT-s OFDM QPSK	100	26.5	26.17	0.17	Front	0	1	137	1:1	10	0.307	1.079	0.331	-
2592.99	518598	DFT-s OFDM QPSK	100	26.5	26.21	-0.05	Front	1	135	69	1:1	10	0.201	1.069	0.215	-
2592.99	518598	DFT-s OFDM QPSK	100	26.5	26.17	-0.10	Left	0	1	137	1:1	10	0.153	1.079	0.165	-
2592.99	518598	DFT-s OFDM QPSK	100	26.5	26.21	0.06	Left	1	135	69	1:1	10	0.136	1.069	0.145	-
2592.99	518598	DFT-s OFDM QPSK	100	26.5	26.17	-0.18	Bottom	0	1	137	1:1	10	0.330	1.079	0.356	86
2592.99	518598	DFT-s OFDM QPSK	100	26.5	26.21	-0.16	Bottom	1	135	69	1:1	10	0.315	1.069	0.337	-
2592.99	518598	CP QPSK	100	25.0	23.53	0.13	Bottom	0	1	1	1:1	10	0.194	1.403	0.272	-
ANSI/ IEEE C95.1 - 2005 – Safety Limit Spatial Peak Uncontrolled Exposure/ General Population								Body 1.6 W/kg Averaged over 1 gram								

NR Band n66 Hotspot SAR_ Main Ant.#2

Frequency		Mode	Band width (MHz)	Tune-up Limit (dBm)	Meas. Power (dBm)	Power Drift (dB)	Test Position	MPR (dB)	RB Size	RB offset	Duty Cycle	Distance (mm)	Meas. SAR (W/kg)	Scaling Factor	Scaled SAR (W/kg)	Plot No.
Mhz	Ch.															
1 745	349000	DFT-s OFDM QPSK	40	21.0	19.92	-0.10	Rear	0	1	108	1:1	10	0.168	1.282	0.215	87
1 745	349000	DFT-s OFDM QPSK	40	21.0	20.10	-0.10	Rear	0	108	54	1:1	10	0.157	1.230	0.193	-
1 745	349000	DFT-s OFDM QPSK	40	21.0	19.92	0.16	Front	0	1	108	1:1	10	0.130	1.282	0.167	-
1 745	349000	DFT-s OFDM QPSK	40	21.0	20.10	0.09	Front	0	108	54	1:1	10	0.138	1.230	0.170	-
1 745	349000	DFT-s OFDM QPSK	40	21.0	19.92	-0.10	Left	0	1	108	1:1	10	0.055	1.282	0.071	-
1 745	349000	DFT-s OFDM QPSK	40	21.0	20.10	-0.05	Left	0	108	54	1:1	10	0.066	1.230	0.081	-
1 745	349000	DFT-s OFDM QPSK	40	21.0	19.92	0.06	Bottom	0	1	108	1:1	10	0.140	1.282	0.179	-
1 745	349000	DFT-s OFDM QPSK	40	21.0	20.10	0.02	Bottom	0	108	54	1:1	10	0.149	1.230	0.183	-
1 745	349000	CP QPSK	40	21.0	19.28	0.13	Rear	0	1	1	1:1	10	0.134	1.486	0.199	-
ANSI/ IEEE C95.1 - 2005 – Safety Limit Spatial Peak Uncontrolled Exposure/ General Population								Body 1.6 W/kg Averaged over 1 gram								

NR Band n71 Hotspot SAR_ Main Ant.#1																
Frequency		Mode	Band width	Tune-Up Limit	Meas. Power	Power Drift	Test Position	MPR	RB Size	RB offset	Duty Cycle	Distance	Meas. SAR	Scaling Factor	Scaled SAR	Plot No.
Mhz	Ch.															
680.5	136100	DFT-s OFDM QPSK	20	25.0	23.62	-0.01	Rear	0	1	104	1:1	10	0.308	1.374	0.423	-
680.5	136100	DFT-s OFDM QPSK	20	25.0	23.62	0.07	Rear	0	50	28	1:1	10	0.364	1.374	0.500	88
680.5	136100	DFT-s OFDM QPSK	20	25.0	23.62	0.07	Front	0	1	104	1:1	10	0.172	1.374	0.236	-
680.5	136100	DFT-s OFDM QPSK	20	25.0	23.62	-0.01	Front	0	50	28	1:1	10	0.225	1.374	0.309	-
680.5	136100	DFT-s OFDM QPSK	20	25.0	23.62	-0.00	Left	0	1	104	1:1	10	0.111	1.374	0.153	-
680.5	136100	DFT-s OFDM QPSK	20	25.0	23.62	-0.01	Left	0	50	28	1:1	10	0.134	1.374	0.184	-
680.5	136100	DFT-s OFDM QPSK	20	25.0	23.62	0.14	Right	0	1	104	1:1	10	0.267	1.374	0.367	-
680.5	136100	DFT-s OFDM QPSK	20	25.0	23.62	-0.12	Right	0	50	28	1:1	10	0.303	1.374	0.416	-
680.5	136100	DFT-s OFDM QPSK	20	25.0	23.62	0.13	Bottom	0	1	104	1:1	10	0.169	1.374	0.232	-
680.5	136100	DFT-s OFDM QPSK	20	25.0	23.62	0.18	Bottom	0	50	28	1:1	10	0.202	1.374	0.278	-
680.5	136100	CP QPSK	20	23.5	22.25	0.01	Rear	1.5	1	1	1:1	10	0.208	1.334	0.277	-
ANSI/ IEEE C95.1 - 2005 – Safety Limit Spatial Peak Uncontrolled Exposure/ General Population							Body 1.6 W/kg Averaged over 1 gram									

NR Band n77 Hotspot SAR (Power Class 3)_ Main Ant.#3																
Frequency		Mode	Band width	Tune-Up Limit	Meas. Power	Power Drift	Test Position	MPR	RB Size	RB offset	Duty Cycle	Distance	Meas. SAR	Scaling Factor	Scaled SAR	Plot No.
Mhz	Ch.															
3 750	650000	DFT-s OFDM QPSK	100	24.5	24.25	0.16	Rear	0	1	137	1:1	10	0.301	1.059	0.319	89
3 750	650000	DFT-s OFDM QPSK	100	24.5	24.19	0.16	Rear	0	135	69	1:1	10	0.300	1.074	0.322	90
3 750	650000	DFT-s OFDM QPSK	100	24.5	24.25	0.00	Front	0	1	137	1:1	10	0.163	1.059	0.173	-
3 750	650000	DFT-s OFDM QPSK	100	24.5	24.19	-0.10	Front	0	135	69	1:1	10	0.150	1.074	0.161	-
3 750	650000	DFT-s OFDM QPSK	100	24.5	24.25	0.05	Left	0	1	137	1:1	10	0.175	1.059	0.185	-
3 750	650000	DFT-s OFDM QPSK	100	24.5	24.19	0.09	Left	0	135	69	1:1	10	0.179	1.074	0.192	-
3 840	656000	DFT-s OFDM QPSK	100	24.5	24.25	0.18	Top	0	1	137	1:1	10	0.196	1.059	0.208	-
3 930	662000	DFT-s OFDM QPSK	100	24.5	24.19	-0.01	Top	0	135	69	1:1	10	0.190	1.074	0.204	-
3 750	650000	CP QPSK	100	23.0	21.65	-0.18	Rear	1.5	1	1	1:1	10	0.178	1.365	0.243	-
ANSI/ IEEE C95.1 - 2005 – Safety Limit Spatial Peak Uncontrolled Exposure/ General Population							Body 1.6 W/kg Averaged over 1 gram									

NR Band n77 Hotspot SAR (Power Class 2) _ Main Ant.#3

Frequency		Mode	Band width	Tune- Up Limit	Meas. Power	Power Drift	Test Position	MPR	RB Size	RB offset	Duty Cycle	Distance	Meas. SAR	Scaling Factor	Scaled SAR	Plot No.
Mhz	Ch.		(Mhz)	(dBm)	(dBm)	(dB)		(dB)	(dB)			(mm)	(W/kg)		(W/kg)	
3 750	650000	DFT-s OFDM QPSK	100	27.0	26.33	-0.10	Rear	0	1	137	1:1	10	0.328	1.167	0.383	-
3 750	650000	DFT-s OFDM QPSK	100	27.0	26.28	-0.19	Rear	0	135	69	1:1	10	0.569	1.180	0.671	91
3 930	662000	DFT-s OFDM QPSK	100	27.0	26.18	-0.17	Rear	0	135	69	1:1	10	0.405	1.208	0.489	-
3 750	650000	DFT-s OFDM QPSK	100	26.0	25.01	0.07	Rear	1	270	0	1:1	10	0.475	1.256	0.597	-
3 750	650000	DFT-s OFDM QPSK	100	27.0	26.33	0.00	Front	0	1	137	1:1	10	0.200	1.167	0.233	-
3 750	650000	DFT-s OFDM QPSK	100	27.0	26.28	0.00	Front	0	135	69	1:1	10	0.300	1.180	0.354	-
3 750	650000	DFT-s OFDM QPSK	100	27.0	26.33	-0.17	Left	0	1	137	1:1	10	0.313	1.167	0.365	-
3 750	650000	DFT-s OFDM QPSK	100	27.0	26.28	0.11	Left	0	135	69	1:1	10	0.331	1.180	0.391	-
3 750	650000	DFT-s OFDM QPSK	100	27.0	26.33	-0.08	Top	0	1	137	1:1	10	0.361	1.167	0.421	-
3 930	662000	DFT-s OFDM QPSK	100	27.0	26.17	-0.19	Top	0	1	137	1:1	10	0.292	1.211	0.354	-
3 750	650000	DFT-s OFDM QPSK	100	27.0	26.28	-0.10	Top	0	135	69	1:1	10	0.393	1.180	0.464	-
3 930	662000	DFT-s OFDM QPSK	100	27.0	26.18	-0.13	Top	0	135	69	1:1	10	0.274	1.208	0.331	-
3 750	650000	DFT-s OFDM QPSK	100	26.0	25.01	-0.05	Top	1	270	0	1:1	10	0.229	1.256	0.288	-
3 750	650000	CP QPSK	100	25.5	23.71	-0.16	Rear	1.5	1	1	1:1	10	0.352	1.500	0.528	-
ANSI/ IEEE C95.1 - 2005 – Safety Limit Spatial Peak Uncontrolled Exposure/ General Population							Body 1.6 W/kg Averaged over 1 gram									

NR Band n77 Hotspot SAR (Power Class 3_Lower) _ Main Ant.#3

Frequency		Mode	Band width	Tune- Up Limit	Meas. Power	Power Drift	Test Position	MPR	RB Size	RB offset	Duty Cycle	Distance	Meas. SAR	Scaling Factor	Scaled SAR	Plot No.
Mhz	Ch.		(Mhz)	(dBm)	(dBm)	(dB)		(dB)				(mm)	(W/kg)		(W/kg)	
3 500.01	633334	DFT-s OFDM QPSK	100	24.5	24.26	-0.16	Rear	0	1	137	1:1	10	0.189	1.057	0.200	-
3 500.01	633334	DFT-s OFDM QPSK	100	24.5	24.25	0.16	Rear	0	135	69	1:1	10	0.190	1.059	0.201	92
3 500.01	633334	DFT-s OFDM QPSK	100	24.5	24.26	0.01	Front	0	1	137	1:1	10	0.018	1.057	0.019	-
3 500.01	633334	DFT-s OFDM QPSK	100	24.5	24.25	0.01	Front	0	135	69	1:1	10	0.016	1.059	0.017	-
3 500.01	633334	DFT-s OFDM QPSK	100	24.5	24.26	0.19	Left	0	1	137	1:1	10	0.143	1.057	0.151	-
3 500.01	633334	DFT-s OFDM QPSK	100	24.5	24.25	0.11	Left	0	135	69	1:1	10	0.141	1.059	0.149	-
3 500.01	633334	DFT-s OFDM QPSK	100	24.5	24.26	0.11	Top	0	1	137	1:1	10	0.068	1.057	0.072	-
3 500.01	633334	DFT-s OFDM QPSK	100	24.5	24.25	0.15	Top	0	135	69	1:1	10	0.070	1.059	0.074	-
3 500.01	633334	CP QPSK	100	23.0	21.78	0.14	Rear	1.5	1	1	1:1	10	0.098	1.324	0.130	-
ANSI/ IEEE C95.1 - 2005 – Safety Limit Spatial Peak Uncontrolled Exposure/ General Population							Body 1.6 W/kg Averaged over 1 gram									

NR Band n77 Hotspot SAR (Power Class 2 Lower) _ Main Ant.#3																
Frequency		Mode	Band width	Tune-Up Limit	Meas. Power	Power Drift	Test Position	MPR	RB Size	RB offset	Duty Cycle	Distance	Meas. SAR	Scaling Factor	Scaled SAR	Plot No.
Mhz	Ch.		(Mhz)	(dBm)	(dBm)	(dB)		(dB)	(dB)	(mm)		(W/kg)	(W/kg)			
3 500.01	633334	DFT-s OFDM QPSK	100	27.0	26.82	0.03	Rear	0	1	137	1:1	10	0.533	1.042	0.555	-
3 500.01	633334	DFT-s OFDM QPSK	100	27.0	26.82	0.18	Rear	0	135	69	1:1	10	0.538	1.042	0.561	93
3 500.01	633334	DFT-s OFDM QPSK	100	27.0	26.82	0.15	Front	0	1	137	1:1	10	0.106	1.042	0.110	-
3 500.01	633334	DFT-s OFDM QPSK	100	27.0	26.82	0.10	Front	0	135	69	1:1	10	0.126	1.042	0.131	-
3 500.01	633334	DFT-s OFDM QPSK	100	27.0	26.82	0.05	Left	0	1	137	1:1	10	0.255	1.042	0.266	-
3 500.01	633334	DFT-s OFDM QPSK	100	27.0	26.82	0.18	Left	0	135	69	1:1	10	0.317	1.042	0.330	-
3 500.01	633334	DFT-s OFDM QPSK	100	27.0	26.82	0.13	Top	0	1	137	1:1	10	0.258	1.042	0.269	-
3 500.01	633334	DFT-s OFDM QPSK	100	27.0	26.82	0.13	Top	0	135	69	1:1	10	0.197	1.042	0.205	-
3 500.01	633334	CP QPSK	100	25.5	24.12	-0.15	Rear	1.5	1	1	1:1	10	0.200	1.374	0.275	-
ANSI/ IEEE C95.1 - 2005 – Safety Limit Spatial Peak Uncontrolled Exposure/ General Population							Body 1.6 W/kg Averaged over 1 gram									

DTS Hotspot SAR																
Frequency		Mode	Band width	Data Rate	Tune-Up Limit	Meas. Power	Power Drift	Test Position	Duty Cycle	Distance (mm)	Area Scan Peak SAR (W/kg)	1g Meas. SAR (W/kg)	Scaling Factor	Scaling Factor (Duty)	1g Reported SAR	Plot No.
Mhz	Ch.		(Mhz)	(Mbps)	(dBm)	(dBm)	(dB)								(W/kg)	
2 462	11	802.11b	20	1	20.0	18.97	-0.18	Rear	99.5	10	0.299	0.173	1.268	1.005	0.220	94
2 462	11	802.11b	20	1	20.0	18.97	0.07	Front	99.5	10	0.255	0.155	1.268	1.005	0.198	-
2 462	11	802.11b	20	1	20.0	18.97	-0.18	Left	99.5	10	0.0699	0.045	1.268	1.005	0.057	-
2 462	11	802.11b	20	1	20.0	18.97	-0.02	Top	99.5	10	0.0963	0.062	1.268	1.005	0.079	-
ANSI/ IEEE C95.1 - 2005 – Safety Limit Spatial Peak Uncontrolled Exposure/ General Population							Body 1.6 W/kg Averaged over 1 gram									

5 GHz WLAN Hotspot SAR																
Frequency		Mode	Band width (MHz)	Data Rate (Mbps)	Tune-Up Limit (dBm)	Meas. Power (dBm)	Power Drift (dB)	Test Position	Duty Cycle	Distance (mm)	Area Scan Peak SAR (W/kg)	1g Meas. SAR (W/kg)	Scaling Factor	Scaling Factor (Duty)	1g Reported SAR (W/kg)	Plot No.
Mhz	Ch.															
5 745	149	802.11a	20	6	17.5	16.82	-0.19	Rear	96.9	10	0.41	0.182	1.169	1.032	0.220	95
5 745	149	802.11a	20	6	17.5	16.82	0.04	Front	96.9	10	0.133	0.058	1.169	1.032	0.070	-
5 745	149	802.11a	20	6	17.5	16.82	0.18	Left	96.9	10	0.335	0.152	1.169	1.032	0.183	-
5 745	149	802.11a	20	6	17.5	16.82	-0.11	Top	96.9	10	0.392	0.174	1.169	1.032	0.210	-
ANSI/ IEEE C95.1 - 2005 – Safety Limit Spatial Peak Uncontrolled Exposure/ General Population									Body 1.6 W/kg Averaged over 1 gram							

DSS Tethering SAR												
Frequency		Mode	Tune-Up Limit (dBm)	Meas. Power (dBm)	Power Drift (dB)	Test Position	Distance (mm)	1g Meas. SAR (W/kg)	Scaling Factor	Scaling Factor (Duty)	1g Scaled SAR (W/kg)	Plot No.
Mhz	Ch.											
2 402	0	Bluetooth DH5	9.5	8.05	-0.19	Rear	10	0.014	1.396	1.300	0.025	96
2 402	0	Bluetooth DH5	9.5	8.05	-0.13	Front	10	0.00701	1.396	1.300	0.013	-
2 402	0	Bluetooth DH5	9.5	8.05	-0.15	Left	10	0.00419	1.396	1.300	0.008	-
2 402	0	Bluetooth DH5	9.5	8.05	-0.19	Top	10	0.00532	1.396	1.300	0.010	-
ANSI/ IEEE C95.1 - 2005 – Safety Limit Spatial Peak Uncontrolled Exposure/ General Population							Body 1.6 W/kg Averaged over 1 gram					

13.4 Phablet SAR Measurement Considerations

Per FCC KDB 648474 D04v01r03, this device is considered a “Phablet” since the diagonal dimension is greater than 160 mm and less than 200 mm. Therefore, extremity SAR tests are required when wireless router mode does not apply or if wireless router 1g SAR >1.2 W/kg. When hotspot mode applies, 10g SAR required only for the surfaces and edges with hotspot mode scaled to the maximum output power (including tolerance) is 1g SAR > 1.2 W/kg.

5 GHz WLAN Phablet SAR 10g

Frequency		Mode	Band width (MHz)	Data Rate (Mbps)	Tune-Up Limit (dBm)	Meas. Power (dBm)	Power Drift (dB)	Test Position	Duty Cycle	Distance (mm)	Area Scan Peak SAR (W/kg)	10g Meas. SAR (W/kg)	Scaling Factor	Scaling Factor (Duty)	10g Scaled SAR (W/kg)	Plot No.
Mhz	Ch.															
5 320	64	802.11a	20	6	17.5	15.98	0.00	Rear	96.9	0	8.26	0.616	1.419	1.032	0.902	97
5 320	64	802.11a	20	6	17.5	15.98	0.00	Front	96.9	0	1.55	0.158	1.419	1.032	0.231	-
5 320	64	802.11a	20	6	17.5	15.98	-0.15	Left	96.9	0	1.18	0.166	1.419	1.032	0.243	-
5 320	64	802.11a	20	6	17.5	15.98	-0.11	Top	96.9	0	6.01	0.417	1.419	1.032	0.611	-
5 500	100	802.11a	20	6	17.5	15.62	-0.12	Rear	96.9	0	6.57	0.548	1.542	1.032	0.872	-
5 500	100	802.11a	20	6	17.5	15.62	-0.10	Front	96.9	0	1.85	0.210	1.542	1.032	0.334	-
5 500	100	802.11a	20	6	17.5	15.62	-0.12	Left	96.9	0	2.22	0.250	1.542	1.032	0.398	-
5 500	100	802.11a	20	6	17.5	15.62	-0.06	Top	96.9	0	9.09	0.586	1.542	1.032	0.933	98
ANSI/ IEEE C95.1 - 2005 – Safety Limit Spatial Peak Uncontrolled Exposure/ General Population											Hand 4.0 W/kg Averaged over 10 gram					

13.6 SAR Test Notes

General Notes:

1. The test data reported are the worst-case SAR values according to test procedures specified in IEEE 1528-2013, FCC KDB Procedure.
2. Batteries are fully charged at the beginning of the SAR measurements. A standard battery was used for all SAR measurements.
3. Liquid tissue depth was at least 15.0 cm for all frequencies.
4. The manufacturer has confirmed that the device(s) tested have the same physical, mechanical and thermal characteristics and are within operational tolerances expected for production units.
5. SAR results were scaled to the maximum allowed power to demonstrate compliance per FCC KDB 447498 D01v06.
6. Device was tested using a fixed spacing for body-worn accessory testing. A separation distance of 15 mm was considered because the manufacturer has determined that there will be body-worn accessories available in the marketplace for users to support this separation distance.
7. Per FCC KDB 648474 D04v01r03, SAR was evaluated without a headset connected to the device. Since the standalone reported SAR was 1.2 W/kg, no additional SAR evaluation using a headset cable were required.
8. Per KDB 648474 D04v01r03, this device is considered a "Phablet" since the diagonal dimension is > 160 mm and < 200 mm. When hotspot mode applies, extremity SAR is required only for the surfaces and edges with hotspot mode scaled to the maximum output power (with tolerance) is 1 g SAR > 1.2 W/kg.
9. Per FCC KDB 865664 D01v01r04, variability SAR measurement were performed when the measured SAR results for a frequency band were greater than or equal to 0.8 W/kg for 1g SAR and >2 for 10g SAR Please see Section 15 for variability analysis.
10. This device utilizes power reduction for some wireless mode and technologies, as outlined in sec. 4 The maximum output power allowed for each transmitter and exposure condition was evaluated for SAR compliance based on expected use conditions and simultaneous scenarios.
11. During SAR testing for the Hotspot conditions per KDB 941225 D06v02r01, the actual portable hotspot operation (with actual simultaneous transmission of a transmitter with WiFi) was not activated.

GSM/GPRS Test Notes:

1. This EUT'S GSM and GPRS device class is B.
2. This device does not support GPRS VOIP .
3. Body-Worn accessory testing is typically associated with voice operations. Therefore, GSM voice was evaluated for body-worn SAR.
4. Justification for reduced test configurations per KDB 941225 D01v03r01: The source-based time-averaged output power was evaluated for all multi-slot operations. The multi-slot configuration with the highest frame averaged output power including tolerance was evaluated for SAR.
5. Per FCC KDB 447498 D01v06, if the reported (scaled) SAR measured at the middle channel or highest output power channel for each test configuration is 0.8 W/kg then testing at the other channels is not required for such test configuration(s). When the maximum output power variation across the required test channels is 1/2 dB, instead of the middle channel, the highest output power channel must be used.

UMTS Notes:

1. The 12.2 kbps RMC mode is the primary mode per KDB 941225 D01v03r01.
2. UMTS SAR was tested under RMC 12.2 kbps with HSPA inactive per KDB publication 941225 D01v03r01. AMR and HSPA SAR was not required per the 3G Test Reduction Procedure in KDB Publication 941225 D01v03r01.
3. Per FCC KDB 447498 D01v06, if the reported (scaled) SAR measured at the middle channel or highest

output power channel for each test configuration is 0.8 W/kg then testing at the other channels is not required for such test configuration(s). When the maximum output power variation across the channel highest output power channel was used.

4. When Power back-off of UMTS B4/B2 are applied, MPR of HSUPA is set to 0.

LTE Notes:

1. LTE Considerations: LTE test configurations are determined according to SAR Evaluation Consideration for LTE Devices in FCC KDB 941225 D05v02r05.
2. According to FCC KDB 941225 D05v02r05:
When the reported SAR is 0.8 W/kg, testing of the 100% RB allocation and required test channels is not required. Otherwise, SAR is required for the remaining required test channels using the 1RB, 50%RB and 100%RB allocation with highest output power for that channel.
Only one channel, and as reported SAR values for 1RB allocation and 50%RB allocation were less than 1.45 W/Kg only the highest power RB offset for each allocation was required.
3. MPR is permanently implemented for this device by the manufacturer. The specific manufacturer target MPR is indicated alongside the SAR results. MPR is enabled for this device, according to target MPR is indicated alongside the SAR results.
4. When Power reduction is applied, MPR is 0.
5. A-MPR was disabled for all SAR tests by setting NS=01 on the base station simulator.
6. Per FCC KDB Publication 447498 D01v06, if the reported (scaled) LTE TDD Band 41 SAR measured at the highest output power channel for each test configuration is 0.6 W/kg then testing at the other channels is not required for such test configurations.
7. TDD LTE B41 (Power Class 3) was tested using UL-DL configuration 0 with 6 UL sub frames and 2S sub frames using extended cyclic prefix only and special sub frame configuration 6. SAR tests were performed at maximum output power and worst-case transmission duty factor in extended cyclic prefix. Per 3GPP 36.211 Sec. 4, the duty factor using extended cyclic prefix is 0.633(cf=1.58).
8. Per KDB 941225 D05Av01r02, SAR for LTE Carrier Aggregation operations was not needed because the maximum average output power in LTE CA mode was not > 0.25 dB higher than the maximum output power when downlink CA was not activated.
9. This device supports Power Class 2 and Power Class 3 operations for LTE Band 41. The Highest available duty cycle for Power Class 2 operations is 43.3% using UL-DL configuration 1. Per May TCB Workshop notes, all SAR tests were performed using Power Class 3. SAR with power class 2 at the available duty factor was additionally performed for the power class 3 configuration with the highest SAR configuration for each exposure conditions.
10. This device supports LTE Carrier Aggregation(CA) in Uplink for LTE 41C with two component carriers in the uplink. SAR measurements and conducted powers were evaluated per Fall 2017 TCBC Workshop notes (LTE Carrier aggregation).
For LTE Band 41, per 2017 TCBC Workshop notes ,SAR was first measured with only a single carrier active in the uplink (carrier aggregation not active). For each exposure condition, the uplink CA scenario with two component carriers was additionally tested for the configuration with the highest SAR when carrier aggregation was not active.
Because the maximum output for UL CA of LTE 41C is \leq standalone LTE mode (without CA), SAR for LTE41C Up link CA was performed at the highest standalone SAR configuration without CA and also UL CA SAR is not required for all required test channels, Because the reported SAR for UL CA configuration is < 1.4 W/kg.
The SCC was configured with the closest available contiguous channel. The two component carriers were configured so the resource blocks are physically allocated side by side to achieve the maximum output power.

NR Notes:

1. Due to Limitations of the SAR measurement equipment, SAR testing for NR was performed using test mode (FTM) software.
2. More detailed specifications of the NR bands are contained in the Technical description document.
3. This device additionally supports some EN-DC conditions where additional LTE carriers are added on the downlink only.
4. For NR modulations and RB Sizes/Offsets were selected for testing such that configurations with the highest output power were evaluated for SAR tests.
5. For final implementation, TDD NR slot configuration is synchronized using maximum duty cycle of 100%.

WLAN Notes:

1. For held-to-ear and hotspot operations, the initial test position procedures were applied. For initial test position, the highest extrapolated peak SAR will be used. When reported SAR for the initial test position is ≤ 0.4 W/kg for 1g SAR and ≤ 1.0 W/kg for 10g SAR, no additional testing for the remaining test positions was required. Otherwise, SAR is evaluated at the subsequent highest peak SAR positions until the reported SAR results is ≤ 0.8 W/kg for 1g SAR and ≤ 2.0 W/kg for 10g SAR or all test position are measured.
2. Per KDB 2482227 D01v02r02 justification for test configurations of 2.4 GHz WiFi Single transmission chain operations, the highest measured maximum output power channel for DSSS was selected for SAR measurement. SAR for OFDM modes (2.4 GHz 802.11 g/n) was not required due to the maximum allowed powers and the highest reported DSSS SAR.
3. Per KDB 2482227 D01v02r02 justification for test configurations of 5 GHz WiFi Single transmission chain operations, the initial test configuration was selected according to the transmission mode with the highest maximum allowed powers. Other transmission mode were not investigated since the highest reported SAR for initial test configuration adjusted by the ration of maximum output powers is less than 1.2 W/kg for 1g SAR and less than 3.0 W/kg for 10 g SAR.
4. When the maximum reported 1g averaged SAR is ≤ 0.8 W/kg, SAR testing on additional channels was not required. Otherwise, SAR for the next highest output power channel was required until the reported SAR result was ≤ 1.20 W/kg or all test channels were measured.
5. The device was configured to transmit continuously at the required data rated, channel bandwidth and signal modulation, using the highest transmission duty factor supported by the test mode tools. The reported SAR was scaled to the 100% transmission duty factor to determine compliance. Procedures used to measure the duty factor are identical to that in the associated WLAN test reports.

Bluetooth Notes:

1. Bluetooth SAR was measured with the device connected to a call box with hopping disabled with DH5 operation and Tx Tests mode type. Per October 2016 TCBC Workshop Notes, the reported SAR was scaled to 100% transmission duty factor to determine compliance. Please see sec.11 for the time-domain plot and calculation for duty factor of the device.
2. Head and Bluetooth tethering SAR were evaluated for BT BR tethering applications.

14. Simultaneous SAR Analysis

14.1 Head SAR Simultaneous Transmission Analysis.

Simultaneous Transmission Summation Scenario (Head SAR)									
Band	WWAN SAR	2.4 GHz WLAN SAR	5 GHz WLAN SAR	Bluetooth SAR	∑ 1-g SAR	∑ 1-g SAR	∑ 1-g SAR	∑ 1-g SAR	SPLSR
	(W/kg)	(W/kg)	(W/kg)	(W/kg)	(W/kg)	(W/kg)	(W/kg)	(W/kg)	(Yes/No)
	1	2	3	4	1+2	1+3	1+4	1+3+4	
GSM 850	0.369	0.155	0.036	0.076	0.524	0.405	0.445	0.481	No
GPRS 850	0.461	0.155	0.036	0.076	0.616	0.497	0.537	0.573	No
GSM 1900	0.153	0.155	0.036	0.076	0.308	0.189	0.229	0.265	No
GPRS 1900	0.224	0.155	0.036	0.076	0.379	0.260	0.300	0.336	No
UMTS Band 5	0.420	0.155	0.036	0.076	0.575	0.456	0.496	0.532	No
UMTS Band 4	0.202	0.155	0.036	0.076	0.357	0.238	0.278	0.314	No
UMTS Band 2	0.295	0.155	0.036	0.076	0.450	0.331	0.371	0.407	No
LTE Band 7	0.432	0.155	0.036	0.076	0.587	0.468	0.508	0.544	No
LTE Band 12	0.243	0.155	0.036	0.076	0.398	0.279	0.319	0.355	No
LTE Band 13	0.348	0.155	0.036	0.076	0.503	0.384	0.424	0.460	No
LTE Band 14	0.316	0.155	0.036	0.076	0.471	0.352	0.392	0.428	No
LTE Band 2/25	0.359	0.155	0.036	0.076	0.514	0.395	0.435	0.471	No
LTE Band 5/26	0.346	0.155	0.036	0.076	0.501	0.382	0.422	0.458	No
LTE Band 30	0.268	0.155	0.036	0.076	0.423	0.304	0.344	0.380	No
LTE Band 40 Lower	0.009	0.155	0.036	0.076	0.164	0.045	0.085	0.121	No
LTE Band 40 Upper	0.008	0.155	0.036	0.076	0.163	0.044	0.084	0.120	No
LTE Band 41	0.335	0.155	0.036	0.076	0.490	0.371	0.411	0.447	No
LTE Band 48	0.455	0.155	0.036	0.076	0.610	0.491	0.531	0.567	No
LTE Band 4/66	0.201	0.155	0.036	0.076	0.356	0.237	0.277	0.313	No
LTE Band 71	0.283	0.155	0.036	0.076	0.438	0.319	0.359	0.395	No
NR Band n5	0.356	0.155	0.036	0.076	0.511	0.392	0.432	0.468	No
NR Band n2/n25	0.394	0.155	0.036	0.076	0.549	0.430	0.470	0.506	No
NR Band n41 (PC3)	0.140	0.155	0.036	0.076	0.295	0.176	0.216	0.252	No
NR Band n41 (PC2)	0.246	0.155	0.036	0.076	0.401	0.282	0.322	0.358	No
NR Band n66	0.228	0.155	0.036	0.076	0.383	0.264	0.304	0.340	No
NR Band n71	0.194	0.155	0.036	0.076	0.349	0.230	0.270	0.306	No
NR Band n77 (PC3)	0.488	0.155	0.036	0.076	0.643	0.524	0.564	0.600	No
NR Band n77 (PC2)	1.268	0.155	0.036	0.076	1.423	1.304	1.344	1.380	No
NR Band n77 (PC3)_Lower	0.127	0.155	0.036	0.076	0.282	0.163	0.203	0.239	No
NR Band n77 (PC2)_Lower	0.542	0.155	0.036	0.076	0.697	0.578	0.618	0.654	No

Simultaneous Transmission Summation Scenario (Head SAR)

Band	NR SAR	LTE SAR	2.4 GHz WLAN SAR	5 GHz WLAN SAR	Bluetooth SAR	Σ 1-g SAR (EN-DC)	Σ 1-g SAR	Σ 1-g SAR	Σ 1-g SAR	Σ 1-g SAR	SPLSR	
	(W/kg)	(W/kg)	(W/kg)	(W/kg)	(W/kg)	(W/kg)	(W/kg)	(W/kg)	(W/kg)	(W/kg)	(Yes/No)	
	1	2	3	4	5	1+2	1+2+3	1+2+4	1+2+5	1+2+4+5		
NR n2/n25	LTE Band 5/26	0.394	0.346	0.155	0.036	0.076	0.740	0.895	0.776	0.816	0.852	No
	LTE Band 12	0.394	0.243	0.155	0.036	0.076	0.637	0.792	0.673	0.713	0.749	No
	LTE Band 13	0.394	0.348	0.155	0.036	0.076	0.742	0.897	0.778	0.818	0.854	No
	LTE Band 14	0.394	0.316	0.155	0.036	0.076	0.710	0.865	0.746	0.786	0.822	No
	LTE Band 48	0.394	0.454	0.155	0.036	0.076	0.849	1.004	0.885	0.925	0.961	No
NR n5	LTE Band 2/25	0.356	0.359	0.155	0.036	0.076	0.715	0.870	0.751	0.791	0.827	No
	LTE Band 7	0.356	0.432	0.155	0.036	0.076	0.788	0.943	0.824	0.864	0.900	No
	LTE Band 30	0.356	0.268	0.155	0.036	0.076	0.624	0.779	0.660	0.700	0.736	No
	LTE Band 48	0.356	0.454	0.155	0.036	0.076	0.811	0.966	0.847	0.887	0.923	No
	LTE Band 4/66	0.356	0.201	0.155	0.036	0.076	0.557	0.712	0.593	0.633	0.669	No
NR n41(PC3)	LTE Band 2/25	0.140	0.359	0.155	0.036	0.076	0.499	0.654	0.535	0.575	0.611	No
	LTE Band 12	0.140	0.243	0.155	0.036	0.076	0.383	0.538	0.419	0.459	0.495	No
	LTE Band 4/66	0.140	0.201	0.155	0.036	0.076	0.341	0.496	0.377	0.417	0.453	No
NR n66	LTE Band 5/26	0.228	0.346	0.155	0.036	0.076	0.574	0.729	0.610	0.650	0.574	No
	LTE Band 12	0.228	0.243	0.155	0.036	0.076	0.471	0.626	0.507	0.547	0.583	No
	LTE Band 13	0.228	0.348	0.155	0.036	0.076	0.576	0.731	0.612	0.652	0.688	No
	LTE Band 14	0.228	0.316	0.155	0.036	0.076	0.544	0.699	0.580	0.620	0.656	No
	LTE Band 48	0.228	0.454	0.155	0.036	0.076	0.683	0.838	0.719	0.759	0.795	No
	LTE Band 71	0.228	0.283	0.155	0.036	0.076	0.511	0.666	0.547	0.587	0.623	No
NR n71	LTE Band 2/25	0.194	0.359	0.155	0.036	0.076	0.553	0.708	0.589	0.629	0.665	No
	LTE Band 7	0.194	0.432	0.155	0.036	0.076	0.626	0.781	0.662	0.702	0.738	No
	LTE Band 4/66	0.194	0.201	0.155	0.036	0.076	0.395	0.550	0.431	0.471	0.507	No
NR n77(PC3)	LTE Band 2/25	0.488	0.359	0.155	0.036	0.076	0.847	1.002	0.883	0.923	0.959	No
	LTE Band 5/26	0.488	0.346	0.155	0.036	0.076	0.834	0.989	0.870	0.910	0.946	No
	LTE Band 12	0.488	0.243	0.155	0.036	0.076	0.731	0.886	0.767	0.807	0.843	No
	LTE Band 14	0.488	0.316	0.155	0.036	0.076	0.804	0.959	0.840	0.880	0.916	No
	LTE Band 7	0.488	0.432	0.155	0.036	0.076	0.920	1.075	0.956	0.996	1.032	No
	LTE Band 30	0.488	0.268	0.155	0.036	0.076	0.756	0.911	0.792	0.832	0.868	No
	LTE Band 4/66	0.488	0.201	0.155	0.036	0.076	0.689	0.844	0.725	0.765	0.801	No
NR n77(PC3) Lower	LTE Band 2/25	0.127	0.359	0.155	0.036	0.076	0.486	0.641	0.522	0.562	0.598	No
	LTE Band 5/26	0.127	0.346	0.155	0.036	0.076	0.473	0.628	0.509	0.549	0.585	No
	LTE Band 12	0.127	0.243	0.155	0.036	0.076	0.370	0.525	0.406	0.446	0.482	No
	LTE Band 14	0.127	0.316	0.155	0.036	0.076	0.443	0.598	0.479	0.519	0.555	No
	LTE Band 7	0.127	0.432	0.155	0.036	0.076	0.559	0.714	0.595	0.635	0.671	No
	LTE Band 30	0.127	0.268	0.155	0.036	0.076	0.395	0.550	0.431	0.471	0.507	No
	LTE Band 4/66	0.127	0.201	0.155	0.036	0.076	0.328	0.483	0.364	0.404	0.440	No

14.2 Body-Worn SAR Simultaneous Transmission Analysis.

Simultaneous Transmission Summation Scenario (Body-Worn SAR) – Distance: 15 mm

Band	WWAN SAR	2.4 GHz WLAN SAR	5 GHz WLAN SAR	Bluetooth SAR	Σ 1-g SAR	Σ 1-g SAR	Σ 1-g SAR	Σ 1-g SAR	SPLSR (Yes/No)
	(W/kg)	(W/kg)	(W/kg)	(W/kg)	(W/kg)	(W/kg)	(W/kg)	(W/kg)	
	1	2	3	4	1+2	1+3	1+4	1+3+4	
GSM 850	0.408	0.155	0.370	0.012	0.563	0.778	0.420	0.790	No
GPRS 850	0.364	0.155	0.370	0.012	0.519	0.734	0.376	0.746	No
GSM 1900	0.213	0.155	0.370	0.012	0.368	0.583	0.225	0.595	No
GPRS 1900	0.294	0.155	0.370	0.012	0.449	0.664	0.306	0.676	No
UMTS Band 5	0.368	0.155	0.370	0.012	0.523	0.738	0.380	0.750	No
UMTS Band 4	0.165	0.155	0.370	0.012	0.320	0.535	0.177	0.547	No
UMTS Band 2	0.158	0.155	0.370	0.012	0.313	0.528	0.170	0.540	No
LTE Band 7	0.401	0.155	0.370	0.012	0.556	0.771	0.413	0.783	No
LTE Band 12	0.314	0.155	0.370	0.012	0.469	0.684	0.326	0.696	No
LTE Band 13	0.580	0.155	0.370	0.012	0.735	0.950	0.592	0.962	No
LTE Band 14	0.502	0.155	0.370	0.012	0.657	0.872	0.514	0.884	No
LTE Band 2/25	0.490	0.155	0.370	0.012	0.645	0.860	0.502	0.872	No
LTE Band 5/26	0.446	0.155	0.370	0.012	0.601	0.816	0.458	0.828	No
LTE Band 30	0.273	0.155	0.370	0.012	0.428	0.643	0.285	0.655	No
LTE Band 40 Lower	0.011	0.155	0.370	0.012	0.166	0.381	0.023	0.393	No
LTE Band 40 Upper	0.010	0.155	0.370	0.012	0.165	0.380	0.022	0.392	No
LTE Band 41	0.310	0.155	0.370	0.012	0.465	0.680	0.322	0.692	No
LTE Band 48	0.125	0.155	0.370	0.012	0.280	0.495	0.137	0.507	No
LTE Band 4/66	0.359	0.155	0.370	0.012	0.514	0.729	0.371	0.741	No
LTE Band 71	0.377	0.155	0.370	0.012	0.532	0.747	0.389	0.759	No
NR Band n5	0.289	0.155	0.370	0.012	0.444	0.659	0.301	0.671	No
NR Band n2/n25	0.520	0.155	0.370	0.012	0.675	0.890	0.532	0.902	No
NR Band n41 (PC3)	0.105	0.155	0.370	0.012	0.26	0.475	0.117	0.487	No
NR Band n41 (PC2)	0.190	0.155	0.370	0.012	0.345	0.56	0.202	0.572	No
NR Band n66	0.213	0.155	0.370	0.012	0.368	0.583	0.225	0.595	No
NR Band n71	0.335	0.155	0.370	0.012	0.49	0.705	0.347	0.717	No
NR Band n77 (PC3)	0.128	0.155	0.370	0.012	0.283	0.498	0.14	0.51	No
NR Band n77 (PC2)	0.251	0.155	0.370	0.012	0.406	0.621	0.263	0.633	No
NR Band n77 (PC3)_Lower	0.107	0.155	0.370	0.012	0.262	0.477	0.119	0.489	No
NR Band n77 (PC2)_Lower	0.245	0.155	0.370	0.012	0.4	0.615	0.257	0.4	No

Simultaneous Transmission Summation Scenario (Body-Worn SAR) – Distance: 15 mm

Band			NR SAR	LTE SAR	2.4 GHz WLAN SAR	5 GHz WLAN SAR	BT SAR	∑ 1-g SAR (EN-DC)	∑ 1-g SAR	∑ 1-g SAR	∑ 1-g SAR	∑ 1-g SAR	SPLSR	
			(W/kg)	(W/kg)	(W/kg)	(W/kg)	(W/kg)	(W/kg)	(W/kg)	(W/kg)	(W/kg)	(W/kg)	(W/kg)	(Yes/No)
			1	2	3	4	5	1+2	1+2+3	1+2+4	1+2+5	1+2+4+5		
NR n2/ NR n25	LTE Band 5/26	Rear	0.491	0.446	0.155	0.370	0.012	0.937	1.092	1.307	0.949	1.319	No	
		Front	0.520	0.336	0.116	0.094	0.006	0.856	0.972	0.950	0.862	0.956	No	
	LTE Band 12	Rear	0.491	0.314	0.155	0.370	0.012	0.805	0.960	1.175	0.817	1.187	No	
		Front	0.520	0.206	0.116	0.094	0.006	0.726	0.842	0.820	0.732	0.826	No	
	LTE Band 13	Rear	0.491	0.580	0.155	0.370	0.012	1.071	1.226	1.441	1.083	1.453	No	
		Front	0.520	0.426	0.116	0.094	0.006	0.946	1.062	1.040	0.952	1.046	No	
	LTE Band 14	Rear	0.491	0.502	0.155	0.370	0.012	0.993	1.148	1.363	1.005	1.375	No	
		Front	0.520	0.421	0.116	0.094	0.006	0.941	1.057	1.035	0.947	1.041	No	
	LTE Band 48	Rear	0.491	0.125	0.155	0.370	0.012	0.616	0.771	0.986	0.628	0.998	No	
		Front	0.520	0.058	0.116	0.094	0.006	0.578	0.694	0.672	0.584	0.678	No	
NR n5	LTE Band 2/25	Rear	0.289	0.490	0.155	0.370	0.012	0.779	0.934	1.149	0.791	1.161	No	
		Front	0.181	0.422	0.116	0.094	0.006	0.603	0.719	0.697	0.609	0.703	No	
	LTE Band 7	Rear	0.289	0.341	0.155	0.370	0.012	0.630	0.785	1.000	0.642	1.012	No	
		Front	0.181	0.401	0.116	0.094	0.006	0.582	0.698	0.676	0.588	0.682	No	
	LTE Band 30	Rear	0.289	0.243	0.155	0.370	0.012	0.532	0.687	0.902	0.544	0.914	No	
		Front	0.181	0.273	0.116	0.094	0.006	0.454	0.570	0.548	0.460	0.554	No	
	LTE Band 48	Rear	0.289	0.125	0.155	0.370	0.012	0.414	0.569	0.784	0.426	0.796	No	
		Front	0.181	0.058	0.116	0.094	0.006	0.239	0.355	0.333	0.245	0.339	No	
	LTE Band 4/66	Rear	0.289	0.346	0.155	0.370	0.012	0.635	0.790	1.005	0.647	1.017	No	
		Front	0.181	0.359	0.116	0.094	0.006	0.540	0.656	0.634	0.546	0.640	No	
NR n41(PC3)	LTE Band 2/25	Rear	0.070	0.490	0.155	0.370	0.012	0.560	0.715	0.930	0.572	0.942	No	
		Front	0.105	0.422	0.116	0.094	0.006	0.527	0.643	0.621	0.533	0.627	No	
	LTE Band 12	Rear	0.070	0.314	0.155	0.370	0.012	0.384	0.539	0.754	0.396	0.766	No	
		Front	0.105	0.206	0.116	0.094	0.006	0.311	0.427	0.405	0.317	0.411	No	
	LTE Band 4/66	Rear	0.070	0.346	0.155	0.370	0.012	0.416	0.571	0.786	0.428	0.798	No	
		Front	0.105	0.359	0.116	0.094	0.006	0.464	0.580	0.558	0.470	0.564	No	
NR n66	LTE Band 5/26	Rear	0.213	0.446	0.155	0.370	0.012	0.659	0.814	1.029	0.671	1.041	No	
		Front	0.137	0.336	0.116	0.094	0.006	0.473	0.589	0.567	0.479	0.573	No	
	LTE Band 12	Rear	0.213	0.314	0.155	0.370	0.012	0.527	0.682	0.897	0.539	0.909	No	
		Front	0.137	0.206	0.116	0.094	0.006	0.343	0.459	0.437	0.349	0.443	No	
	LTE Band 13	Rear	0.213	0.580	0.155	0.370	0.012	0.793	0.948	1.163	0.805	1.175	No	
		Front	0.137	0.426	0.116	0.094	0.006	0.563	0.679	0.657	0.569	0.663	No	
	LTE Band 14	Rear	0.213	0.502	0.155	0.370	0.012	0.715	0.870	1.085	0.727	1.097	No	
		Front	0.137	0.421	0.116	0.094	0.006	0.558	0.674	0.652	0.564	0.658	No	
	LTE Band 48	Rear	0.213	0.125	0.155	0.370	0.012	0.338	0.493	0.708	0.350	0.720	No	
		Front	0.137	0.058	0.116	0.094	0.006	0.195	0.311	0.289	0.201	0.295	No	
	LTE Band 71	Rear	0.213	0.377	0.155	0.370	0.012	0.590	0.745	0.960	0.602	0.972	No	
		Front	0.137	0.251	0.116	0.094	0.006	0.388	0.504	0.482	0.394	0.488	No	

Simultaneous Transmission Summation Scenario (Body-Worn SAR) – Distance: 15 mm

Band			NR SAR	LTE SAR	2.4 GHz WLAN SAR	5 GHz WLAN SAR	BT SAR	∑ 1-g SAR (EN-DC)	∑ 1-g SAR	∑ 1-g SAR	∑ 1-g SAR	∑ 1-g SAR	SPLSR	
			(W/kg)	(W/kg)	(W/kg)	(W/kg)	(W/kg)	(W/kg)	(W/kg)	(W/kg)	(W/kg)	(W/kg)	(W/kg)	(Yes/No)
			1	2	3	4	5	1+2	1+2+3	1+2+4	1+2+5	1+2+4+5		
NR n71	LTE Band 2/25	Rear	0.335	0.490	0.155	0.370	0.012	0.825	0.980	1.195	0.837	1.207	No	
		Front	0.275	0.422	0.116	0.094	0.006	0.697	0.813	0.791	0.703	0.797	No	
	LTE Band 7	Rear	0.335	0.341	0.155	0.370	0.012	0.676	0.831	1.046	0.688	1.058	No	
		Front	0.275	0.401	0.116	0.094	0.006	0.676	0.792	0.770	0.682	0.776	No	
	LTE Band 4/66	Rear	0.335	0.346	0.155	0.370	0.012	0.681	0.836	1.051	0.693	1.063	No	
		Front	0.275	0.359	0.116	0.094	0.006	0.634	0.750	0.728	0.640	0.734	No	
NR n77(PC3)	LTE Band 2/25	Rear	0.128	0.490	0.155	0.370	0.012	0.618	0.773	0.988	0.630	1.000	No	
		Front	0.093	0.422	0.116	0.094	0.006	0.515	0.631	0.609	0.521	0.615	No	
	LTE Band 5/26	Rear	0.128	0.446	0.155	0.370	0.012	0.574	0.729	0.944	0.586	0.956	No	
		Front	0.093	0.336	0.116	0.094	0.006	0.429	0.545	0.523	0.435	0.529	No	
	LTE Band 12	Rear	0.128	0.314	0.155	0.370	0.012	0.442	0.597	0.812	0.454	0.824	No	
		Front	0.093	0.206	0.116	0.094	0.006	0.299	0.415	0.393	0.305	0.399	No	
	LTE Band 14	Rear	0.128	0.502	0.155	0.370	0.012	0.630	0.785	1.000	0.642	1.012	No	
		Front	0.093	0.421	0.116	0.094	0.006	0.514	0.630	0.608	0.520	0.614	No	
	LTE Band 7	Rear	0.128	0.341	0.155	0.370	0.012	0.469	0.624	0.839	0.481	0.851	No	
		Front	0.093	0.401	0.116	0.094	0.006	0.494	0.610	0.588	0.500	0.594	No	
	LTE Band 30	Rear	0.128	0.243	0.155	0.370	0.012	0.371	0.526	0.741	0.383	0.753	No	
		Front	0.093	0.273	0.116	0.094	0.006	0.366	0.482	0.460	0.372	0.466	No	
LTE Band 4/66	Rear	0.128	0.346	0.155	0.370	0.012	0.474	0.629	0.844	0.486	0.856	No		
	Front	0.093	0.359	0.116	0.094	0.006	0.452	0.568	0.546	0.458	0.552	No		
NR n77(PC3)_Lower	LTE Band 2/25	Rear	0.107	0.490	0.155	0.370	0.012	0.597	0.752	0.967	0.609	0.979	No	
		Front	0.021	0.422	0.116	0.094	0.006	0.443	0.559	0.537	0.449	0.543	No	
	LTE Band 5/26	Rear	0.107	0.446	0.155	0.370	0.012	0.553	0.708	0.923	0.565	0.935	No	
		Front	0.021	0.336	0.116	0.094	0.006	0.357	0.473	0.451	0.363	0.457	No	
	LTE Band 12	Rear	0.107	0.314	0.155	0.370	0.012	0.421	0.576	0.791	0.433	0.803	No	
		Front	0.021	0.206	0.116	0.094	0.006	0.227	0.343	0.321	0.233	0.327	No	
	LTE Band 14	Rear	0.107	0.502	0.155	0.370	0.012	0.609	0.764	0.979	0.621	0.991	No	
		Front	0.021	0.421	0.116	0.094	0.006	0.442	0.558	0.536	0.448	0.542	No	
	LTE Band 7	Rear	0.107	0.341	0.155	0.370	0.012	0.448	0.603	0.818	0.460	0.830	No	
		Front	0.021	0.401	0.116	0.094	0.006	0.422	0.538	0.516	0.428	0.522	No	
	LTE Band 30	Rear	0.107	0.243	0.155	0.370	0.012	0.350	0.505	0.720	0.362	0.732	No	
		Front	0.021	0.273	0.116	0.094	0.006	0.294	0.410	0.388	0.300	0.394	No	
LTE Band 4/66	Rear	0.107	0.346	0.155	0.370	0.012	0.453	0.608	0.823	0.465	0.835	No		
	Front	0.021	0.359	0.116	0.094	0.006	0.380	0.496	0.474	0.386	0.480	No		

14.3 Hotspot SAR Simultaneous Transmission Analysis.

Simultaneous Transmission Summation Scenario (Hotspot SAR) – Distance: 10 mm										
Band		WWAN SAR	2.4 GHz WLAN SAR	5 GHz WLAN SAR	Bluetooth SAR	∑ 1-g SAR	∑ 1-g SAR	∑ 1-g SAR	∑ 1-g SAR	SPLSR
		(W/kg)	(W/kg)	(W/kg)	(W/kg)	(W/kg)	(W/kg)	(W/kg)	(W/kg)	(Yes/No)
		1	2	3	4	1+2	1+3	1+4	1+3+4	
GSM 850	Rear	0.722	0.220	0.220	0.025	0.942	0.942	0.747	0.967	No
	Front	0.235	0.198	0.070	0.013	0.433	0.305	0.248	0.318	No
	Left	0.234	0.057	0.183	0.008	0.291	0.417	0.242	0.425	No
	Right	0.322				0.322	0.322	0.322	0.322	No
	Top		0.079	0.210	0.010	0.079	0.210	0.010	0.220	No
	Bottom	0.808				0.808	0.808	0.808	0.808	No
GSM 1900	Rear	0.654	0.220	0.220	0.025	0.874	0.874	0.679	0.899	No
	Front	0.486	0.198	0.070	0.013	0.684	0.556	0.499	0.569	No
	Left	0.325	0.057	0.183	0.008	0.382	0.508	0.333	0.516	No
	Right									No
	Top		0.079	0.210	0.010	0.079	0.210	0.010	0.220	No
	Bottom	0.461				0.461	0.461	0.461	0.461	No
UMTS Band 5	Rear	0.680	0.220	0.220	0.025	0.900	0.900	0.705	0.925	No
	Front	0.197	0.198	0.070	0.013	0.395	0.267	0.210	0.280	No
	Left	0.281	0.057	0.183	0.008	0.338	0.464	0.289	0.472	No
	Right									No
	Top		0.079	0.210	0.010	0.079	0.210	0.010	0.220	No
	Bottom	0.493				0.493	0.493	0.493	0.493	No
UMTS Band 4	Rear	0.292	0.220	0.220	0.025	0.512	0.512	0.317	0.537	No
	Front	0.198	0.198	0.070	0.013	0.396	0.268	0.211	0.281	No
	Left	0.151	0.057	0.183	0.008	0.208	0.334	0.159	0.342	No
	Right									No
	Top		0.079	0.210	0.010	0.079	0.210	0.010	0.220	No
	Bottom	0.380				0.380	0.380	0.380	0.380	No
UMTS Band 2	Rear	0.321	0.220	0.220	0.025	0.541	0.541	0.346	0.566	No
	Front	0.272	0.198	0.070	0.013	0.47	0.342	0.285	0.355	No
	Left	0.146	0.057	0.183	0.008	0.203	0.329	0.154	0.337	No
	Right									No
	Top		0.079	0.210	0.010	0.079	0.21	0.01	0.22	No
	Bottom	0.258				0.258	0.258	0.258	0.258	No
LTE Band 7	Rear	0.351	0.220	0.220	0.025	0.571	0.571	0.376	0.596	No
	Front	0.351	0.198	0.070	0.013	0.549	0.421	0.364	0.434	No
	Left	0.171	0.057	0.183	0.008	0.228	0.354	0.179	0.362	No
	Right									No
	Top		0.079	0.210	0.010	0.079	0.210	0.010	0.220	No
	Bottom	0.262				0.262	0.262	0.262	0.262	No
LTE Band 12	Rear	0.424	0.220	0.220	0.025	0.644	0.644	0.449	0.669	No
	Front	0.210	0.198	0.070	0.013	0.408	0.280	0.223	0.293	No
	Left	0.131	0.057	0.183	0.008	0.188	0.314	0.139	0.322	No
	Right	0.254				0.254	0.254	0.254	0.254	No
	Top		0.079	0.210	0.010	0.079	0.210	0.010	0.220	No
	Bottom	0.239				0.239	0.239	0.239	0.239	No

Simultaneous Transmission Summation Scenario (Hotspot SAR) – Distance: 10 mm										
Band		WWAN SAR	2.4 GHz WLAN SAR	5 GHz WLAN SAR	Bluetooth SAR	∑ 1-g SAR	∑ 1-g SAR	∑ 1-g SAR	∑ 1-g SAR	SPLSR
		(W/kg)	(W/kg)	(W/kg)	(W/kg)	(W/kg)	(W/kg)	(W/kg)	(W/kg)	(Yes/No)
		1	2	3	4	1+2	1+3	1+4	1+3+4	
LTE Band 13	Rear	0.716	0.220	0.220	0.025	0.936	0.936	0.741	0.961	No
	Front	0.414	0.198	0.070	0.013	0.612	0.484	0.427	0.497	No
	Left	0.395	0.057	0.183	0.008	0.452	0.578	0.403	0.586	No
	Right	0.512				0.512	0.512	0.512	0.512	No
	Top		0.079	0.210	0.010	0.079	0.210	0.010	0.220	No
	Bottom	0.465				0.465	0.465	0.465	0.465	No
LTE Band 14	Rear	0.781	0.220	0.220	0.025	1.001	1.001	0.806	1.026	No
	Front	0.378	0.198	0.070	0.013	0.576	0.448	0.391	0.461	No
	Left	0.371	0.057	0.183	0.008	0.428	0.554	0.379	0.562	No
	Right	0.523				0.523	0.523	0.523	0.523	No
	Top		0.079	0.210	0.010	0.079	0.210	0.010	0.220	No
	Bottom	0.515				0.515	0.515	0.515	0.515	No
LTE Band 2/25	Rear	0.402	0.220	0.220	0.025	0.622	0.622	0.427	0.647	No
	Front	0.353	0.198	0.070	0.013	0.551	0.423	0.366	0.436	No
	Left	0.243	0.057	0.183	0.008	0.300	0.426	0.251	0.434	No
	Right									No
	Top		0.079	0.210	0.010	0.079	0.210	0.010	0.220	No
	Bottom	0.460				0.460	0.460	0.460	0.460	No
LTE Band 5/26	Rear	0.508	0.220	0.220	0.025	0.728	0.728	0.533	0.753	No
	Front	0.178	0.198	0.070	0.013	0.376	0.248	0.191	0.261	No
	Left	0.153	0.057	0.183	0.008	0.210	0.336	0.161	0.344	No
	Right	0.177				0.177	0.177	0.177	0.177	No
	Top		0.079	0.210	0.010	0.079	0.210	0.010	0.220	No
	Bottom	0.325				0.325	0.325	0.325	0.325	No
LTE Band 30	Rear	0.474	0.220	0.220	0.025	0.694	0.694	0.499	0.719	No
	Front	0.268	0.198	0.070	0.013	0.466	0.338	0.281	0.351	No
	Left	0.127	0.057	0.183	0.008	0.184	0.310	0.135	0.318	No
	Right									No
	Top		0.079	0.210	0.010	0.079	0.210	0.010	0.220	No
	Bottom	0.215				0.215	0.215	0.215	0.215	No
LTE Band 40 (Lower)	Rear	0.021	0.220	0.220	0.025	0.241	0.241	0.046	0.266	No
	Front	0.019	0.198	0.070	0.013	0.217	0.089	0.032	0.102	No
	Left	0.011	0.057	0.183	0.008	0.068	0.194	0.019	0.202	No
	Right									No
	Top		0.079	0.210	0.010	0.079	0.210	0.010	0.220	No
	Bottom	0.019				0.019	0.019	0.019	0.019	No
LTE Band 40 (Upper)	Rear	0.024	0.220	0.220	0.025	0.244	0.244	0.049	0.269	No
	Front	0.019	0.198	0.070	0.013	0.217	0.089	0.032	0.102	No
	Left	0.010	0.057	0.183	0.008	0.067	0.193	0.018	0.201	No
	Right									No
	Top		0.079	0.210	0.010	0.079	0.210	0.010	0.220	No
	Bottom	0.019				0.019	0.019	0.019	0.019	No

Simultaneous Transmission Summation Scenario (Hotspot SAR) – Distance: 10 mm										
Band		WWAN SAR	2.4 GHz WLAN SAR	5 GHz WLAN SAR	Bluetooth SAR	∑ 1-g SAR	∑ 1-g SAR	∑ 1-g SAR	∑ 1-g SAR	SPLSR
		(W/kg)	(W/kg)	(W/kg)	(W/kg)	(W/kg)	(W/kg)	(W/kg)	(W/kg)	(Yes/No)
		1	2	3	4	1+2	1+3	1+4	1+3+4	
LTE Band 41	Rear	0.253	0.220	0.220	0.025	0.473	0.473	0.278	0.498	No
	Front	0.332	0.198	0.070	0.013	0.530	0.402	0.345	0.415	No
	Left	0.167	0.057	0.183	0.008	0.224	0.350	0.175	0.358	No
	Right									No
	Top		0.079	0.210	0.010	0.079	0.210	0.010	0.220	No
	Bottom	0.217				0.217	0.217	0.217	0.217	No
LTE Band 48	Rear	0.383	0.220	0.220	0.025	0.603	0.603	0.408	0.628	No
	Front	0.138	0.198	0.070	0.013	0.336	0.208	0.151	0.221	No
	Left	0.185	0.057	0.183	0.008	0.242	0.368	0.193	0.376	No
	Right									No
	Top	0.144	0.079	0.210	0.010	0.223	0.354	0.154	0.364	No
	Bottom									No
LTE Band 4/66	Rear	0.358	0.220	0.220	0.025	0.578	0.578	0.383	0.603	No
	Front	0.285	0.198	0.070	0.013	0.483	0.355	0.298	0.368	No
	Left	0.240	0.057	0.183	0.008	0.297	0.423	0.248	0.431	No
	Right									No
	Top		0.079	0.210	0.010	0.079	0.210	0.010	0.220	No
	Bottom	0.441				0.441	0.441	0.441	0.441	No
LTE Band 71	Rear	0.561	0.220	0.220	0.025	0.781	0.781	0.586	0.806	No
	Front	0.268	0.198	0.070	0.013	0.466	0.338	0.281	0.351	No
	Left	0.213	0.057	0.183	0.008	0.270	0.396	0.221	0.404	No
	Right	0.365				0.365	0.365	0.365	0.365	No
	Top		0.079	0.210	0.010	0.079	0.210	0.010	0.220	No
	Bottom	0.262				0.262	0.262	0.262	0.262	No
NR Band n5	Rear	0.509	0.220	0.220	0.025	0.729	0.729	0.534	0.754	No
	Front	0.161	0.198	0.070	0.013	0.359	0.231	0.174	0.244	No
	Left	0.233	0.057	0.183	0.008	0.290	0.416	0.241	0.424	No
	Right	0.380				0.380	0.380	0.380	0.380	No
	Top		0.079	0.210	0.010	0.079	0.210	0.010	0.220	No
	Bottom	0.603				0.603	0.603	0.603	0.603	No
NR Band n2/n25	Rear	0.554	0.220	0.220	0.025	0.774	0.774	0.579	0.799	No
	Front	0.471	0.198	0.070	0.013	0.669	0.541	0.484	0.554	No
	Left	0.261	0.057	0.183	0.008	0.318	0.444	0.269	0.452	No
	Right					0.000	0.000	0.000	0.000	No
	Top		0.079	0.210	0.010	0.079	0.210	0.010	0.220	No
	Bottom	0.402				0.402	0.402	0.402	0.402	No
NR Band n41 (PC3)	Rear	0.173	0.220	0.220	0.025	0.393	0.393	0.198	0.418	No
	Front	0.201	0.198	0.070	0.013	0.399	0.271	0.214	0.284	No
	Left	0.067	0.057	0.183	0.008	0.124	0.250	0.075	0.258	No
	Right									No
	Top		0.079	0.210	0.010	0.079	0.210	0.010	0.220	No
	Bottom	0.176				0.176	0.176	0.176	0.176	No

Simultaneous Transmission Summation Scenario (Hotspot SAR) – Distance: 10 mm										
Band		WWAN SAR	2.4 GHz WLAN SAR	5 GHz WLAN SAR	Bluetooth SAR	∑ 1-g SAR	∑ 1-g SAR	∑ 1-g SAR	∑ 1-g SAR	SPLSR
		(W/kg)	(W/kg)	(W/kg)	(W/kg)	(W/kg)	(W/kg)	(W/kg)	(W/kg)	(Yes/No)
		1	2	3	4	1+2	1+3	1+4	1+3+4	
NR Band n41 (PC2)	Rear	0.311	0.220	0.220	0.025	0.531	0.531	0.336	0.556	No
	Front	0.331	0.198	0.070	0.013	0.529	0.401	0.344	0.414	No
	Left	0.165	0.057	0.183	0.008	0.222	0.348	0.173	0.356	No
	Right									No
	Top		0.079	0.210	0.010	0.079	0.210	0.010	0.220	No
	Bottom	0.356				0.356	0.356	0.356	0.356	No
NR Band n66	Rear	0.215	0.220	0.220	0.025	0.435	0.435	0.240	0.460	No
	Front	0.170	0.198	0.070	0.013	0.368	0.240	0.183	0.253	No
	Left	0.081	0.057	0.183	0.008	0.138	0.264	0.089	0.272	No
	Right									No
	Top		0.079	0.210	0.010	0.079	0.210	0.010	0.220	No
	Bottom	0.183				0.183	0.183	0.183	0.183	No
NR Band n71	Rear	0.500	0.220	0.220	0.025	0.720	0.720	0.525	0.745	No
	Front	0.309	0.198	0.070	0.013	0.507	0.379	0.322	0.392	No
	Left	0.184	0.057	0.183	0.008	0.241	0.367	0.192	0.375	No
	Right	0.416				0.416	0.416	0.416	0.416	No
	Top		0.079	0.210	0.010	0.079	0.210	0.010	0.220	No
	Bottom	0.278				0.278	0.278	0.278	0.278	No
NR Band n77 (PC3)	Rear	0.322	0.220	0.220	0.025	0.542	0.542	0.347	0.567	No
	Front	0.173	0.198	0.070	0.013	0.371	0.243	0.186	0.256	No
	Left	0.192	0.057	0.183	0.008	0.249	0.375	0.200	0.383	No
	Right									No
	Top	0.208	0.079	0.210	0.010	0.287	0.418	0.218	0.428	No
	Bottom									No
NR Band n77 (PC2)	Rear	0.671	0.220	0.220	0.025	0.891	0.891	0.696	0.916	No
	Front	0.354	0.198	0.070	0.013	0.552	0.424	0.367	0.437	No
	Left	0.391	0.057	0.183	0.008	0.448	0.574	0.399	0.582	No
	Right									No
	Top	0.464	0.079	0.210	0.010	0.543	0.674	0.474	0.684	No
	Bottom									No
NR Band n77 (PC3)_Lower	Rear	0.201	0.220	0.220	0.025	0.421	0.421	0.226	0.446	No
	Front	0.019	0.198	0.070	0.013	0.217	0.089	0.032	0.102	No
	Left	0.151	0.057	0.183	0.008	0.208	0.334	0.159	0.342	No
	Right									No
	Top	0.074	0.079	0.210	0.010	0.153	0.284	0.084	0.294	No
	Bottom									No
NR Band n77 (PC2)_Lower	Rear	0.561	0.220	0.220	0.025	0.781	0.781	0.586	0.806	No
	Front	0.131	0.198	0.070	0.013	0.329	0.201	0.144	0.214	No
	Left	0.330	0.057	0.183	0.008	0.387	0.513	0.338	0.521	No
	Right									No
	Top	0.269	0.079	0.210	0.010	0.348	0.479	0.279	0.489	No
	Bottom									No

Simultaneous Transmission Summation Scenario (Hotspot SAR) – Distance: 10 mm

Band		SAR	LTE SAR	2.4 GHz WLAN SAR	5 GHz WLAN SAR	Bluetooth SAR	Σ 1-g SAR (EN-DC)	Σ 1-g SAR	Σ 1-g SAR	Σ 1-g SAR	Σ 1-g SAR	SPLSR
		(W/kg)	(W/kg)	(W/kg)	(W/kg)	(W/kg)	(W/kg)	(W/kg)	(W/kg)	(W/kg)	(W/kg)	(Yes/No)
		1	2	3	4	5	1+2	1+2+3	1+2+4	1+2+5	1+2+4+5	
NR n2/ NR n25 + LTE Band 5/26	Rear	0.554	0.508	0.220	0.220	0.025	1.062	1.282	1.282	1.087	1.307	No
	Front	0.471	0.178	0.198	0.070	0.013	0.649	0.847	0.719	0.662	0.732	No
	Left	0.261	0.153	0.057	0.183	0.008	0.414	0.471	0.597	0.422	0.605	No
	Right		0.177				0.177	0.177	0.177	0.177	0.177	No
	Top			0.079	0.210	0.010	0.000	0.079	0.210	0.010	0.220	No
	Bottom	0.402	0.325				0.727	0.727	0.727	0.727	0.727	No
NR n2/ NR n25 + LTE Band 12	Rear	0.554	0.424	0.220	0.220	0.025	0.978	1.198	1.198	1.003	1.223	No
	Front	0.471	0.210	0.198	0.070	0.013	0.681	0.879	0.751	0.694	0.764	No
	Left	0.261	0.131	0.057	0.183	0.008	0.392	0.449	0.575	0.400	0.583	No
	Right		0.254				0.254	0.254	0.254	0.254	0.254	No
	Top			0.079	0.210	0.010	0.000	0.079	0.210	0.010	0.220	No
	Bottom	0.402	0.239				0.641	0.641	0.641	0.641	0.641	No
NR n2/ NR n25 + LTE Band 13	Rear	0.554	0.716	0.220	0.220	0.025	1.270	1.490	1.490	1.295	1.515	No
	Front	0.471	0.414	0.198	0.070	0.013	0.885	1.083	0.955	0.898	0.968	No
	Left	0.261	0.395	0.057	0.183	0.008	0.656	0.713	0.839	0.664	0.847	No
	Right		0.512				0.512	0.512	0.512	0.512	0.512	No
	Top			0.079	0.210	0.010	0.000	0.079	0.210	0.010	0.220	No
	Bottom	0.402	0.465				0.867	0.867	0.867	0.867	0.867	No
NR n2/ NR n25 + LTE Band 14	Rear	0.554	0.781	0.220	0.220	0.025	1.335	1.555	1.555	1.360	1.580	No
	Front	0.471	0.378	0.198	0.070	0.013	0.849	1.047	0.919	0.862	0.932	No
	Left	0.261	0.371	0.057	0.183	0.008	0.632	0.689	0.815	0.640	0.823	No
	Right		0.523				0.523	0.523	0.523	0.523	0.523	No
	Top			0.079	0.210	0.010	0.000	0.079	0.210	0.010	0.220	No
	Bottom	0.402	0.515				0.917	0.917	0.917	0.917	0.917	No
NR n2/ NR n25 + LTE Band 48	Rear	0.554	0.383	0.220	0.220	0.025	0.937	1.157	1.157	0.962	1.182	No
	Front	0.471	0.138	0.198	0.070	0.013	0.609	0.807	0.679	0.622	0.692	No
	Left	0.261	0.185	0.057	0.183	0.008	0.446	0.503	0.629	0.454	0.637	No
	Right											No
	Top		0.144	0.079	0.210	0.010	0.144	0.223	0.354	0.154	0.364	No
	Bottom	0.402					0.402	0.402	0.402	0.402	0.402	No
NR n5 + LTE Band 2/25	Rear	0.509	0.402	0.220	0.220	0.025	0.911	1.131	1.131	0.936	1.156	No
	Front	0.161	0.353	0.198	0.070	0.013	0.514	0.712	0.584	0.527	0.597	No
	Left	0.233	0.243	0.057	0.183	0.008	0.476	0.533	0.659	0.484	0.667	No
	Right	0.380					0.380	0.380	0.380	0.380	0.380	No
	Top			0.079	0.210	0.010	0.000	0.079	0.210	0.010	0.220	No
	Bottom	0.603	0.460				1.063	1.063	1.063	1.063	1.063	No
NR n5 + LTE Band 7	Rear	0.509	0.351	0.220	0.220	0.025	0.860	1.080	1.080	0.885	1.105	No
	Front	0.161	0.351	0.198	0.070	0.013	0.512	0.710	0.582	0.525	0.595	No
	Left	0.233	0.171	0.057	0.183	0.008	0.404	0.461	0.587	0.412	0.595	No
	Right	0.380					0.380	0.380	0.380	0.380	0.380	No
	Top			0.079	0.210	0.010	0.000	0.079	0.210	0.010	0.220	No
	Bottom	0.603	0.262				0.865	0.865	0.865	0.865	0.865	No
NR n5 + LTE Band 30	Rear	0.509	0.474	0.220	0.220	0.025	0.983	1.203	1.203	1.008	1.228	No
	Front	0.161	0.268	0.198	0.070	0.013	0.429	0.627	0.499	0.442	0.512	No
	Left	0.233	0.127	0.057	0.183	0.008	0.360	0.417	0.543	0.368	0.551	No
	Right	0.380					0.380	0.380	0.380	0.380	0.380	No
	Top			0.079	0.210	0.010	0.000	0.079	0.210	0.010	0.220	No
	Bottom	0.603	0.215				0.818	0.818	0.818	0.818	0.818	No

Simultaneous Transmission Summation Scenario (Hotspot SAR) – Distance: 10 mm

Band		NR SAR	LTE SAR	2.4 GHz WLAN SAR	5 GHz WLAN SAR	Bluetooth SAR	Σ 1-g SAR (EN-DC)	Σ 1-g SAR	Σ 1-g SAR	Σ 1-g SAR	Σ 1-g SAR	SPLSR
		(W/kg)	(W/kg)	(W/kg)	(W/kg)	(W/kg)	(W/kg)	(W/kg)	(W/kg)	(W/kg)	(W/kg)	(Yes/No)
		1	2	3	4	5	1+2	1+2+3	1+2+4	1+2+5	1+2+4+5	
NR n5 + LTE Band 48	Rear	0.509	0.383	0.220	0.220	0.025	0.892	1.112	1.112	0.917	1.137	No
	Front	0.161	0.138	0.198	0.070	0.013	0.299	0.497	0.369	0.312	0.382	No
	Left	0.233	0.185	0.057	0.183	0.008	0.418	0.475	0.601	0.426	0.609	No
	Right	0.380					0.380	0.380	0.380	0.380	0.380	No
	Top		0.144	0.079	0.210	0.010	0.144	0.223	0.354	0.154	0.364	No
	Bottom	0.603					0.603	0.603	0.603	0.603	0.603	No
NR n5 + LTE Band 4/66	Rear	0.509	0.358	0.220	0.220	0.025	0.867	1.087	1.087	0.892	1.112	No
	Front	0.161	0.285	0.198	0.070	0.013	0.446	0.644	0.516	0.459	0.529	No
	Left	0.233	0.240	0.057	0.183	0.008	0.473	0.530	0.656	0.481	0.664	No
	Right	0.380					0.380	0.380	0.380	0.380	0.380	No
	Top			0.079	0.210	0.010	0.000	0.079	0.210	0.010	0.220	No
	Bottom	0.603	0.441				1.044	1.044	1.044	1.044	1.044	No
NR n41(PC3) + LTE Band 2/25	Rear	0.173	0.402	0.220	0.220	0.025	0.575	0.795	0.795	0.600	0.820	No
	Front	0.201	0.353	0.198	0.070	0.013	0.554	0.752	0.624	0.567	0.637	No
	Left	0.067	0.243	0.057	0.183	0.008	0.310	0.367	0.493	0.318	0.501	No
	Right											No
	Top			0.079	0.210	0.010	0.000	0.079	0.210	0.010	0.220	No
	Bottom	0.176	0.460				0.636	0.636	0.636	0.636	0.636	No
NR n41(PC3) + LTE Band 12	Rear	0.173	0.424	0.220	0.220	0.025	0.597	0.817	0.817	0.622	0.842	No
	Front	0.201	0.210	0.198	0.070	0.013	0.411	0.609	0.481	0.424	0.494	No
	Left	0.067	0.131	0.057	0.183	0.008	0.198	0.255	0.381	0.206	0.389	No
	Right		0.254				0.254	0.254	0.254	0.254	0.254	No
	Top			0.079	0.210	0.010	0.000	0.079	0.210	0.010	0.220	No
	Bottom	0.176	0.239				0.415	0.415	0.415	0.415	0.415	No
NR n41(PC3) + LTE Band 4/66	Rear	0.173	0.358	0.220	0.220	0.025	0.531	0.751	0.751	0.556	0.776	No
	Front	0.201	0.285	0.198	0.070	0.013	0.486	0.684	0.556	0.499	0.569	No
	Left	0.067	0.240	0.057	0.183	0.008	0.307	0.364	0.490	0.315	0.498	No
	Right											No
	Top			0.079	0.210	0.010	0.000	0.079	0.210	0.010	0.220	No
	Bottom	0.176	0.441				0.617	0.617	0.617	0.617	0.617	No

Simultaneous Transmission Summation Scenario (Hotspot SAR) – Distance: 10 mm

Band		NR SAR	LTE SAR	2.4 GHz WLAN SAR	5 GHz WLAN SAR	Bluetooth SAR	∑ 1-g SAR (EN-DC)	∑ 1-g SAR	∑ 1-g SAR	∑ 1-g SAR	∑ 1-g SAR	SPLSR
		(W/kg)	(W/kg)	(W/kg)	(W/kg)	(W/kg)	(W/kg)	(W/kg)	(W/kg)	(W/kg)	(W/kg)	(Yes/No)
		1	2	3	4	5	1+2	1+2+3	1+2+4	1+2+5	1+2+4+5	
NR n66 + LTE Band 5/26	Rear	0.235	0.508	0.220	0.220	0.025	0.743	0.963	0.963	0.768	0.988	No
	Front	0.181	0.178	0.198	0.070	0.013	0.359	0.557	0.429	0.372	0.442	No
	Left	0.083	0.153	0.057	0.183	0.008	0.236	0.293	0.419	0.244	0.427	No
	Right		0.177				0.177	0.177	0.177	0.177	0.177	No
	Top			0.079	0.210	0.010	0.000	0.079	0.210	0.010	0.220	No
	Bottom	0.195	0.325				0.520	0.520	0.520	0.520	0.520	No
NR n66 + LTE Band 12	Rear	0.235	0.424	0.220	0.220	0.025	0.659	0.879	0.879	0.684	0.904	No
	Front	0.181	0.210	0.198	0.070	0.013	0.391	0.589	0.461	0.404	0.474	No
	Left	0.083	0.131	0.057	0.183	0.008	0.214	0.271	0.397	0.222	0.405	No
	Right		0.254				0.254	0.254	0.254	0.254	0.254	No
	Top			0.079	0.210	0.010	0.000	0.079	0.210	0.010	0.220	No
	Bottom	0.195	0.239				0.434	0.434	0.434	0.434	0.434	No
NR n66 + LTE Band 13	Rear	0.235	0.716	0.220	0.220	0.025	0.951	1.171	1.171	0.976	1.196	No
	Front	0.181	0.414	0.198	0.070	0.013	0.595	0.793	0.665	0.608	0.678	No
	Left	0.083	0.395	0.057	0.183	0.008	0.478	0.535	0.661	0.486	0.669	No
	Right		0.512				0.512	0.512	0.512	0.512	0.512	No
	Top			0.079	0.210	0.010	0.000	0.079	0.210	0.010	0.220	No
	Bottom	0.195	0.465				0.660	0.660	0.660	0.660	0.660	No
NR n66 + LTE Band 14	Rear	0.235	0.781	0.220	0.220	0.025	1.016	1.236	1.236	1.041	1.261	No
	Front	0.181	0.378	0.198	0.070	0.013	0.559	0.757	0.629	0.572	0.642	No
	Left	0.083	0.371	0.057	0.183	0.008	0.454	0.511	0.637	0.462	0.645	No
	Right		0.523				0.523	0.523	0.523	0.523	0.523	No
	Top			0.079	0.210	0.010	0.000	0.079	0.210	0.010	0.220	No
	Bottom	0.195	0.515				0.710	0.710	0.710	0.710	0.710	No
NR n66 + LTE Band 48	Rear	0.235	0.383	0.220	0.220	0.025	0.618	0.838	0.838	0.643	0.863	No
	Front	0.181	0.138	0.198	0.070	0.013	0.319	0.517	0.389	0.332	0.402	No
	Left	0.083	0.185	0.057	0.183	0.008	0.268	0.325	0.451	0.276	0.459	No
	Right						0.000	0.000	0.000	0.000	0.000	No
	Top		0.144	0.079	0.210	0.010	0.144	0.223	0.354	0.154	0.364	No
	Bottom	0.195					0.195	0.195	0.195	0.195	0.195	No
NR n66 + LTE Band 71	Rear	0.235	0.561	0.220	0.220	0.025	0.796	1.016	1.016	0.821	1.041	No
	Front	0.181	0.268	0.198	0.070	0.013	0.449	0.647	0.519	0.462	0.532	No
	Left	0.083	0.213	0.057	0.183	0.008	0.296	0.353	0.479	0.304	0.487	No
	Right		0.365				0.365	0.365	0.365	0.365	0.365	No
	Top			0.079	0.210	0.010	0.000	0.079	0.210	0.010	0.220	No
	Bottom	0.195	0.262				0.457	0.457	0.457	0.457	0.457	No
NR n71 + LTE Band 2/25	Rear	0.500	0.402	0.220	0.220	0.025	0.902	1.122	1.122	0.927	1.147	No
	Front	0.309	0.353	0.198	0.070	0.013	0.662	0.860	0.732	0.675	0.745	No
	Left	0.184	0.243	0.057	0.183	0.008	0.427	0.484	0.610	0.435	0.618	No
	Right	0.416					0.416	0.416	0.416	0.416	0.416	No
	Top			0.079	0.210	0.010	0.000	0.079	0.210	0.010	0.220	No
	Bottom	0.278	0.460				0.738	0.738	0.738	0.738	0.738	No
NR n71 + LTE Band 7	Rear	0.500	0.351	0.220	0.220	0.025	0.851	1.071	1.071	0.876	1.096	No
	Front	0.309	0.351	0.198	0.070	0.013	0.660	0.858	0.730	0.673	0.743	No
	Left	0.184	0.171	0.057	0.183	0.008	0.355	0.412	0.538	0.363	0.546	No
	Right	0.416					0.416	0.416	0.416	0.416	0.416	No
	Top			0.079	0.210	0.010	0.000	0.079	0.210	0.010	0.220	No
	Bottom	0.278	0.262				0.540	0.540	0.540	0.540	0.540	No

Simultaneous Transmission Summation Scenario (Hotspot SAR) – Distance: 10 mm

Band		NR SAR	LTE SAR	2.4 GHz WLAN SAR	5 GHz WLAN SAR	Bluetooth SAR	Σ 1-g SAR (EN-DC)	Σ 1-g SAR	Σ 1-g SAR	Σ 1-g SAR	Σ 1-g SAR	SPLSR
		(W/kg)	(W/kg)	(W/kg)	(W/kg)	(W/kg)	(W/kg)	(W/kg)	(W/kg)	(W/kg)	(W/kg)	(Yes/No)
		1	2	3	4	5	1+2	1+2+3	1+2+4	1+2+5	1+2+4+5	
NR n71 + LTE Band 4/66	Rear	0.500	0.358	0.220	0.220	0.025	0.858	1.078	1.078	0.883	1.103	No
	Front	0.309	0.285	0.198	0.070	0.013	0.594	0.792	0.664	0.607	0.677	No
	Left	0.184	0.240	0.057	0.183	0.008	0.424	0.481	0.607	0.432	0.615	No
	Right	0.416					0.416	0.416	0.416	0.416	0.416	No
	Top			0.079	0.210	0.010	0.000	0.079	0.210	0.010	0.220	No
	Bottom	0.278	0.441				0.719	0.719	0.719	0.719	0.719	No
NR n77(PC3) + LTE Band 2/25	Rear	0.322	0.402	0.220	0.220	0.025	0.724	0.944	0.944	0.749	0.969	No
	Front	0.173	0.353	0.198	0.070	0.013	0.526	0.724	0.596	0.539	0.609	No
	Left	0.192	0.243	0.057	0.183	0.008	0.435	0.492	0.618	0.443	0.626	No
	Right						0.000	0.000	0.000	0.000	0.000	No
	Top	0.208		0.079	0.210	0.010	0.208	0.287	0.418	0.218	0.428	No
	Bottom		0.460				0.460	0.460	0.460	0.460	0.460	No
NR n77(PC3) + LTE Band 5/26	Rear	0.322	0.508	0.220	0.220	0.025	0.830	1.050	1.050	0.855	1.075	No
	Front	0.173	0.178	0.198	0.070	0.013	0.351	0.549	0.421	0.364	0.434	No
	Left	0.192	0.153	0.057	0.183	0.008	0.345	0.402	0.528	0.353	0.536	No
	Right		0.177				0.177	0.177	0.177	0.177	0.177	No
	Top	0.208		0.079	0.210	0.010	0.208	0.287	0.418	0.218	0.428	No
	Bottom		0.325				0.325	0.325	0.325	0.325	0.325	No
NR n77(PC3) + LTE Band 12	Rear	0.322	0.424	0.220	0.220	0.025	0.746	0.966	0.966	0.771	0.991	No
	Front	0.173	0.210	0.198	0.070	0.013	0.383	0.581	0.453	0.396	0.466	No
	Left	0.192	0.131	0.057	0.183	0.008	0.323	0.380	0.506	0.331	0.514	No
	Right		0.254				0.254	0.254	0.254	0.254	0.254	No
	Top	0.208		0.079	0.210	0.010	0.208	0.287	0.418	0.218	0.428	No
	Bottom		0.239				0.239	0.239	0.239	0.239	0.239	No
NR n77(PC3) + LTE Band 14	Rear	0.322	0.781	0.220	0.220	0.025	1.103	1.323	1.323	1.128	1.348	No
	Front	0.173	0.378	0.198	0.070	0.013	0.551	0.749	0.621	0.564	0.634	No
	Left	0.192	0.371	0.057	0.183	0.008	0.563	0.620	0.746	0.571	0.754	No
	Right		0.523				0.523	0.523	0.523	0.523	0.523	No
	Top	0.208		0.079	0.210	0.010	0.208	0.287	0.418	0.218	0.428	No
	Bottom		0.515				0.515	0.515	0.515	0.515	0.515	No
NR n77(PC3) + LTE Band 7	Rear	0.322	0.351	0.220	0.220	0.025	0.673	0.893	0.893	0.698	0.918	No
	Front	0.173	0.351	0.198	0.070	0.013	0.524	0.722	0.594	0.537	0.607	No
	Left	0.192	0.171	0.057	0.183	0.008	0.363	0.420	0.546	0.371	0.554	No
	Right											No
	Top	0.208		0.079	0.210	0.010	0.208	0.287	0.418	0.218	0.428	No
	Bottom		0.262				0.262	0.262	0.262	0.262	0.262	No
NR n77(PC3) + LTE Band 30	Rear	0.322	0.474	0.220	0.220	0.025	0.796	1.016	1.016	0.821	1.041	No
	Front	0.173	0.268	0.198	0.070	0.013	0.441	0.639	0.511	0.454	0.524	No
	Left	0.192	0.127	0.057	0.183	0.008	0.319	0.376	0.502	0.327	0.510	No
	Right											No
	Top	0.208		0.079	0.210	0.010	0.208	0.287	0.418	0.218	0.428	No
	Bottom		0.215				0.215	0.215	0.215	0.215	0.215	No
NR n77(PC3) + LTE Band 4/66	Rear	0.322	0.358	0.220	0.220	0.025	0.680	0.900	0.900	0.705	0.925	No
	Front	0.173	0.285	0.198	0.070	0.013	0.458	0.656	0.528	0.471	0.541	No
	Left	0.192	0.240	0.057	0.183	0.008	0.432	0.489	0.615	0.440	0.623	No
	Right											No
	Top	0.208		0.079	0.210	0.010	0.208	0.287	0.418	0.218	0.428	No
	Bottom		0.441				0.441	0.441	0.441	0.441	0.441	No

Simultaneous Transmission Summation Scenario (Hotspot SAR) – Distance: 10 mm

Band		NR SAR	LTE SAR	2.4 GHz WLAN SAR	5 GHz WLAN SAR	Bluetooth SAR	∑ 1-g SAR (EN-DC)	∑ 1-g SAR	∑ 1-g SAR	∑ 1-g SAR	∑ 1-g SAR	SPLSR
		(W/kg)	(W/kg)	(W/kg)	(W/kg)	(W/kg)	(W/kg)	(W/kg)	(W/kg)	(W/kg)	(W/kg)	(Yes/No)
		1	2	3	4	5	1+2	1+2+3	1+2+4	1+2+5	1+2+4+5	
NR n77(PC3)_Lower + LTE Band 2/25	Rear	0.201	0.402	0.220	0.220	0.025	0.603	0.823	0.823	0.628	0.848	No
	Front	0.019	0.353	0.198	0.070	0.013	0.372	0.570	0.442	0.385	0.455	No
	Left	0.151	0.243	0.057	0.183	0.008	0.394	0.451	0.577	0.402	0.585	No
	Right											No
	Top	0.074		0.079	0.210	0.010	0.074	0.153	0.284	0.084	0.294	No
	Bottom		0.460				0.460	0.460	0.460	0.460	0.460	No
NR n77(PC3)_Lower + LTE Band 5/26	Rear	0.201	0.508	0.220	0.220	0.025	0.709	0.929	0.929	0.734	0.954	No
	Front	0.019	0.178	0.198	0.070	0.013	0.197	0.395	0.267	0.210	0.280	No
	Left	0.151	0.153	0.057	0.183	0.008	0.304	0.361	0.487	0.312	0.495	No
	Right		0.177				0.177	0.177	0.177	0.177	0.177	No
	Top	0.074		0.079	0.210	0.010	0.074	0.153	0.284	0.084	0.294	No
	Bottom		0.325				0.325	0.325	0.325	0.325	0.325	No
NR n77(PC3)_Lower + LTE Band 12	Rear	0.201	0.424	0.220	0.220	0.025	0.625	0.845	0.845	0.650	0.870	No
	Front	0.019	0.210	0.198	0.070	0.013	0.229	0.427	0.299	0.242	0.312	No
	Left	0.151	0.131	0.057	0.183	0.008	0.282	0.339	0.465	0.290	0.473	No
	Right		0.254				0.254	0.254	0.254	0.254	0.254	No
	Top	0.074		0.079	0.210	0.010	0.074	0.153	0.284	0.084	0.294	No
	Bottom		0.239				0.239	0.239	0.239	0.239	0.239	No
NR n77(PC3)_Lower + LTE Band 14	Rear	0.201	0.781	0.220	0.220	0.025	0.982	1.202	1.202	1.007	1.227	No
	Front	0.019	0.378	0.198	0.070	0.013	0.397	0.595	0.467	0.410	0.480	No
	Left	0.151	0.371	0.057	0.183	0.008	0.522	0.579	0.705	0.530	0.713	No
	Right		0.523				0.523	0.523	0.523	0.523	0.523	No
	Top	0.074		0.079	0.210	0.010	0.074	0.153	0.284	0.084	0.294	No
	Bottom		0.515				0.515	0.515	0.515	0.515	0.515	No
NR n77(PC3)_Lower + LTE Band 7	Rear	0.201	0.351	0.220	0.220	0.025	0.552	0.772	0.772	0.577	0.797	No
	Front	0.019	0.351	0.198	0.070	0.013	0.370	0.568	0.440	0.383	0.453	No
	Left	0.151	0.171	0.057	0.183	0.008	0.322	0.379	0.505	0.330	0.513	No
	Right											No
	Top	0.074		0.079	0.210	0.010	0.074	0.153	0.284	0.084	0.294	No
	Bottom		0.262				0.262	0.262	0.262	0.262	0.262	No
NR n77(PC3)_Lower + LTE Band 30	Rear	0.201	0.474	0.220	0.220	0.025	0.675	0.895	0.895	0.700	0.920	No
	Front	0.019	0.268	0.198	0.070	0.013	0.287	0.485	0.357	0.300	0.370	No
	Left	0.151	0.127	0.057	0.183	0.008	0.278	0.335	0.461	0.286	0.469	No
	Right											No
	Top	0.074		0.079	0.210	0.010	0.074	0.153	0.284	0.084	0.294	No
	Bottom		0.215				0.215	0.215	0.215	0.215	0.215	No
NR n77(PC3)_Lower + LTE Band 4/66	Rear	0.201	0.358	0.220	0.220	0.025	0.559	0.779	0.779	0.584	0.804	No
	Front	0.019	0.285	0.198	0.070	0.013	0.304	0.502	0.374	0.317	0.387	No
	Left	0.151	0.240	0.057	0.183	0.008	0.391	0.448	0.574	0.399	0.582	No
	Right											No
	Top	0.074		0.079	0.210	0.010	0.074	0.153	0.284	0.084	0.294	No
	Bottom		0.441				0.441	0.441	0.441	0.441	0.441	No

14.4 Simultaneous Transmission Conclusion

The above numerical summed SAR Results are sufficient to determine that simultaneous transmission cases will not exceed the SAR Limit and therefore no measured volumetric simultaneous SAR summation is required per FCC KDB Publication 447498 D01v06 and IEEE1528-2013.

15. SAR Measurement Variability and Uncertainty

In accordance with KDB procedure 865664 D01v01r04 SAR measurement 100 MHz to 6 GHz, SAR additional measurements are repeated after the completion of all measurements requiring the same head or body tissue-equivalent medium in a frequency band. The test device should be returned to ambient conditions (normal room temperature) with the battery fully charged before it is re-mounted on the device holder for the repeated measurement(s) to minimize any unexpected variations in the repeated results.

SAR Measurement variability was assessed using the following procedures for each frequency band:

- 1) Repeated measurement is not required when the original highest measured SAR is < 0.80 W/kg for 1g SAR or < 2.0 W/kg for 10g SAR; steps 2) through 4) do not apply.
- 2) When the original highest measured 1g SAR is ≥ 0.80 W/kg or 10g SAR ≥ 2.0 W/kg, repeat that measurement once.
- 3) Perform a second repeated measurement only if the ratio of largest to smallest SAR for the original and first repeated measurements is > 1.20 or when the original or repeated measurement is ≥ 1.45 W/kg for 1g SAR or ≥ 3.625 W/kg for 10g SAR (~ 10% from the 1-g SAR limit).
- 4) Perform a third repeated measurement only if the original, first or second repeated measurement is ≥ 1.5 W/kg for 1g SAR or ≥ 3.75 W/kg for 10g SAR and the ratio of largest to smallest SAR for the original, first and second repeated measurements is > 1.20.

Head SAR measurement variability Results

Frequency		Mode/Band	Configuration	Measured SAR (W/kg)	Measured SAR (W/kg)	SAR Ratio
MHz	Channel					
3 930	662000	NR Band n77 (PC2) (Main Ant.#3)	Right Cheek	1.05	1.02	1.03

16. Device Holder Perturbation Verification.

In accordance with published DUT Holder Perturbations in Oct.2016 TCB Workshop.

When Highest reported SAR is over 1.2 W/kg, Holder Perturbation Verification is required for each antenna, using the highest configuration among all applicable frequency bands.

Frequency		Mode/Band	Configuration	Highest Reported SAR		Deviation (%)
MHz	Channel			(without Device Holder)	(with Device Holder)	
				(W/kg)	(W/kg)	
3 930	662000	NR Band n77 (PC2) (Main Ant.#3)	Right Cheek	1.268	1.256	-0.95

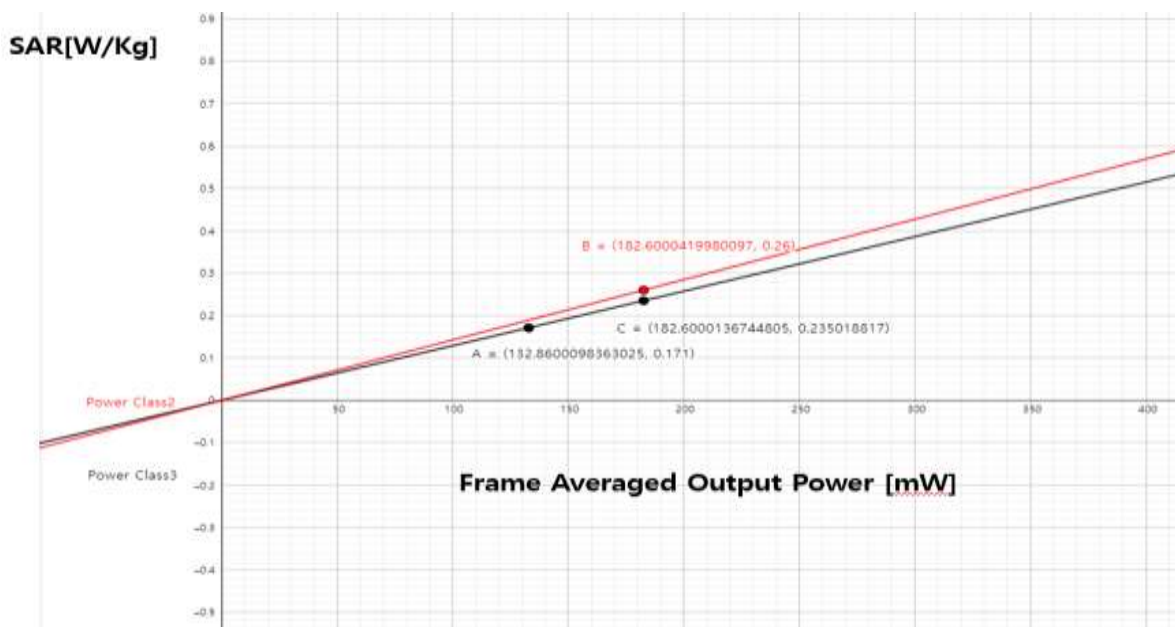
17. LTE Band 41 Power Class 2 and Power class 3 Linearity

This Device Supports Power Class 2 and Power Class 3 operations for LTE band 41. The Highest available duty cycle for Power Class 2 operations is 43.3 % using UL-DL Configuration 1. Per May 2017 TCB Workshop Notes based on the device behavior, all SAR tests were performed using Power class 3. SAR with power class 2 at the highest power and available duty factor was additionally performed for the power class 2 configuration with the Highest SAR for each exposure condition.

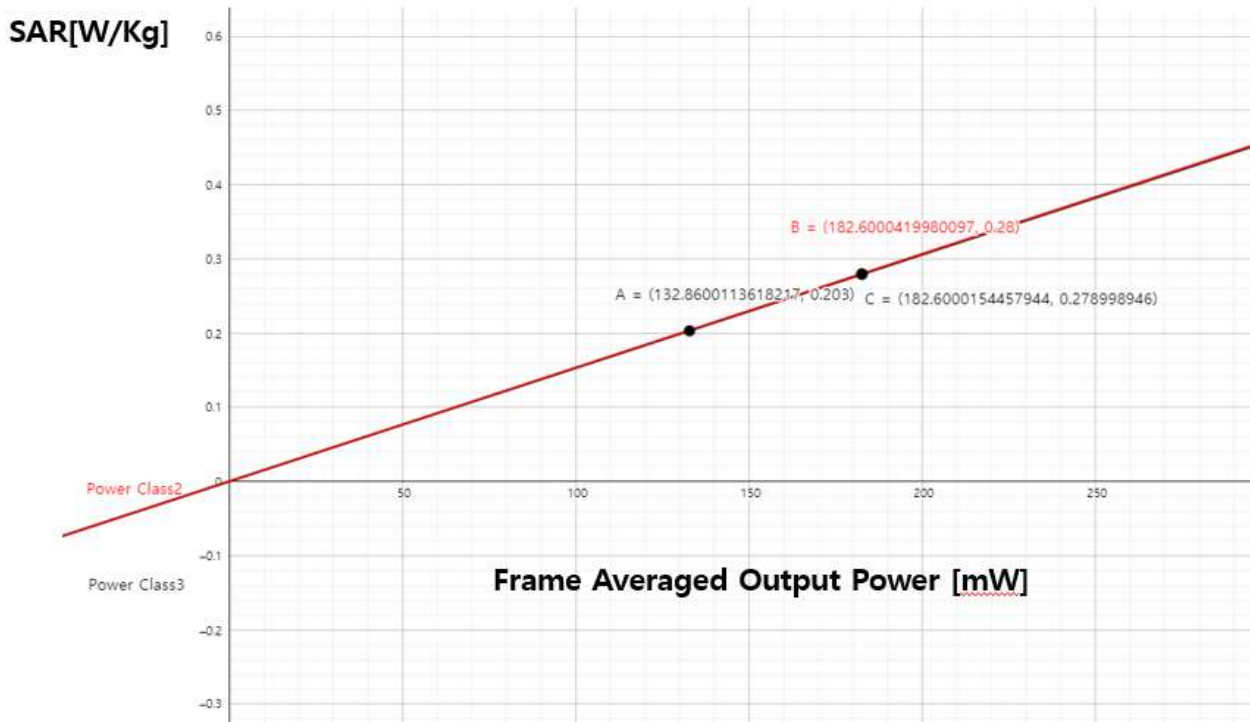
The linearity between the power class 3 and Power class 2 SAR Results and the respective frame averaged powers was calculated to determine the results were linear.

Per May 2017 TCB Workshop, no additional SAR measurements were required since the linearity between power classes as less than 10 % and all reported SAR values were < 1.4 W/kg

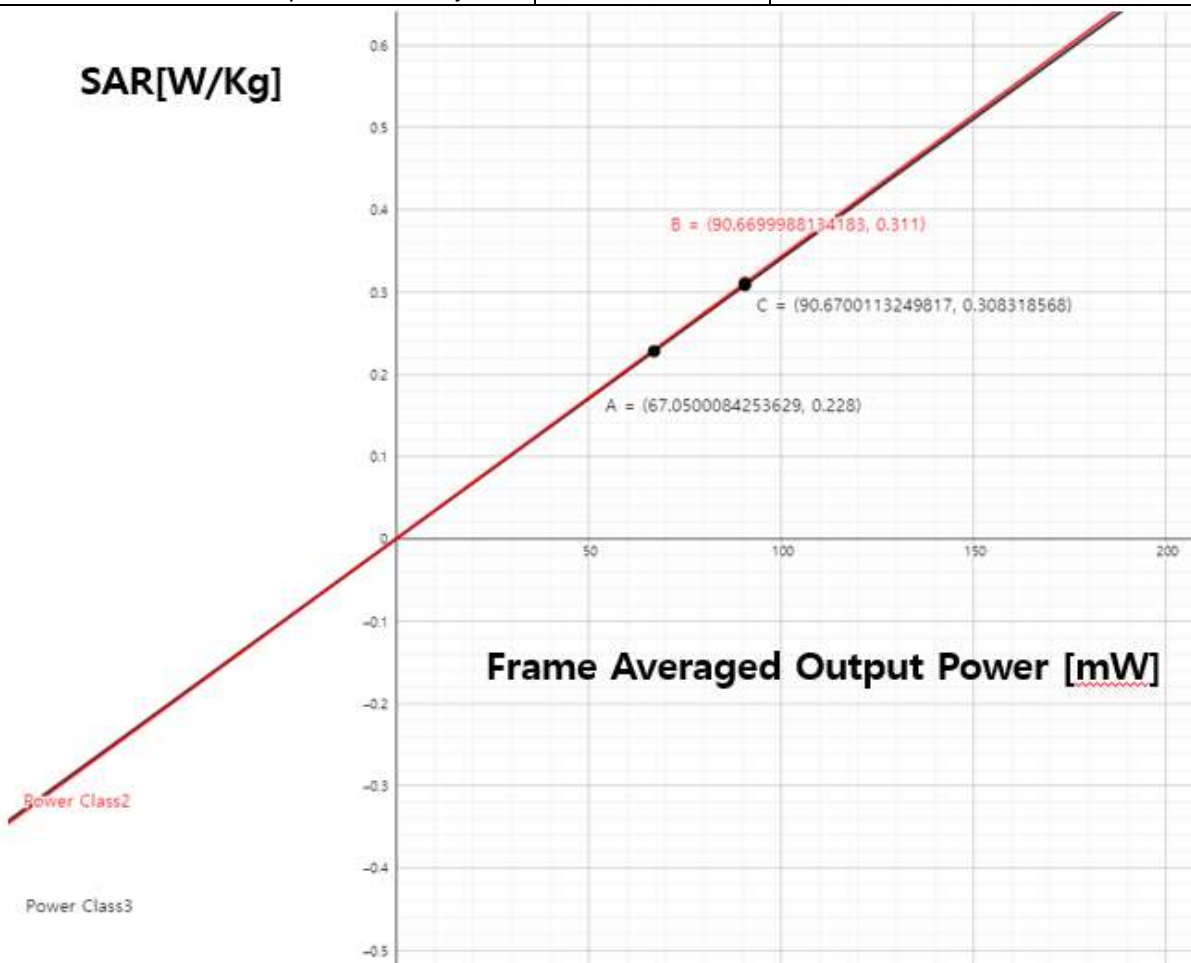
LTE Band 41 Head Linearity Data Table		
Configurations	LTE Band41 PC3	LTE Band41 PC2
Maximum Allowed Output Power[dBm]	24.2	27.0
Measured Output Power[dBm]	23.22	26.25
Measured SAR[W/kg]	0.171	0.26
Measured Power[mW]	209.89	421.7
Duty Cycle	63.30 %	43.30 %
Frame Averaged Output Power[mW]	132.86	182.6
	0.001287069	0.001423877
% deviation from expected linearity		-9.61



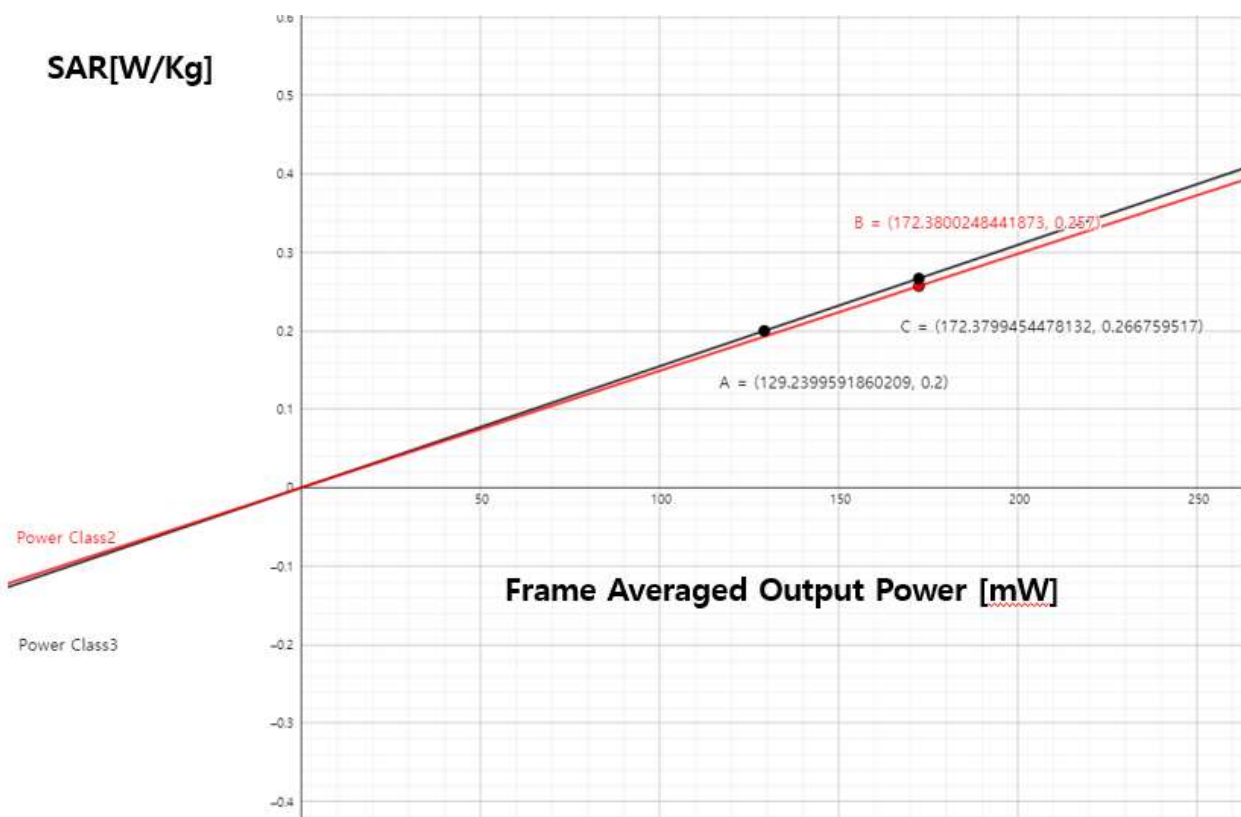
LTE Band 41 Body-worn Linearity Data Table		
Configurations	LTE Band41 PC3	LTE Band41 PC2
Maximum Allowed Output Power[dBm]	24.2	27.0
Measured Output Power[dBm]	23.22	26.25
Measured SAR[W/kg]	0.203	0.28
Measured Power[mW]	209.89	421.7
Duty Cycle	63.30%	43.30%
Frame Averaged Output Power[mW]	132.86	182.6
	0.001527924	0.001533406
% deviation from expected linearity		-0.36



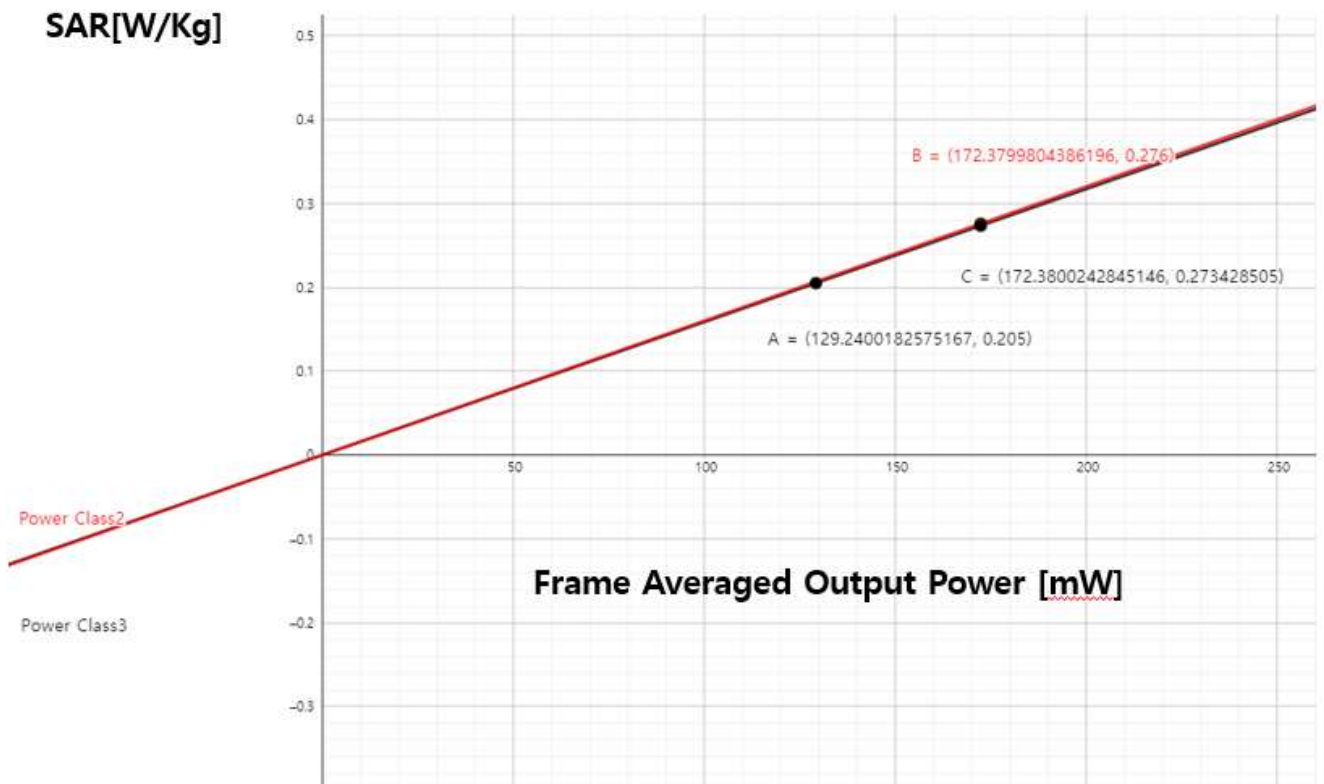
LTE Band 41 Hotspot Linearity Data Table		
Configurations	LTE Band41 PC3	LTE Band41 PC2
Maximum Allowed Output Power[dBm]	21.2	23.5
Measured Output Power[dBm]	20.25	23.21
Measured SAR[W/kg]	0.228	0.311
Measured Power[mW]	105.93	209.41
Duty Cycle	63.30%	43.30%
Frame Averaged Output Power[mW]	67.05	90.67
	0.003400447	0.003430021
% deviation from expected linearity		-0.86



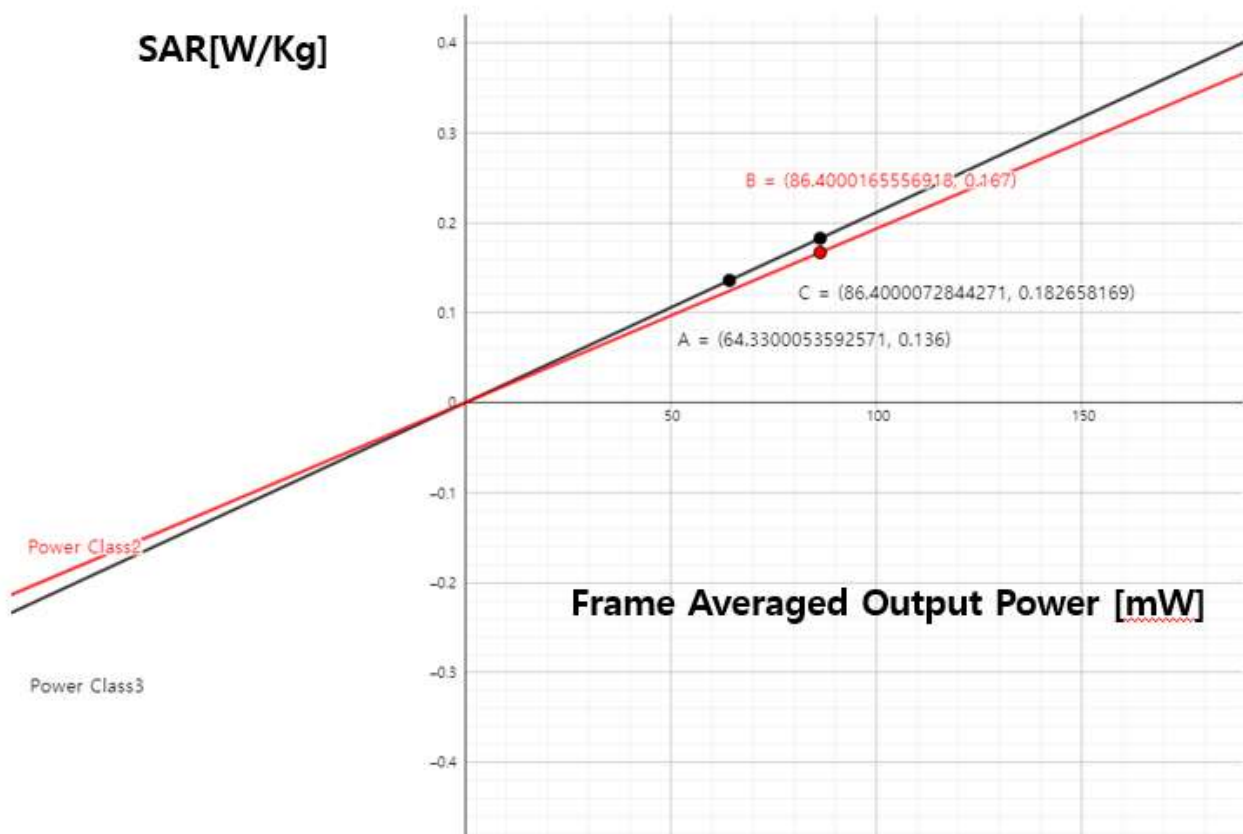
LTE Band 41 UL CA Head Linearity Data Table		
Configurations	LTE Band41 PC3	LTE Band41 PC2
Maximum Allowed Output Power[dBm]	24.2	26.5
Measured Output Power[dBm]	23.1	26
Measured SAR[W/kg]	0.2	0.257
Measured Power[mW]	204.17	398.11
Duty Cycle	63.30%	43.30%
Frame Averaged Output Power[mW]	129.24	172.38
	0.001547509	0.001490892
% deviation from expected linearity		3.8



LTE Band 41 UL CA Body-worn Linearity Data Table		
Configurations	LTE Band41 PC3	LTE Band41 PC2
Maximum Allowed Output Power[dBm]	24.2	26.5
Measured Output Power[dBm]	23.1	26
Measured SAR[W/kg]	0.205	0.276
Measured Power[mW]	204.17	398.11
Duty Cycle	63.30%	43.30%
Frame Averaged Output Power[mW]	129.24	172.38
	0.001586196	0.001601114
% deviation from expected linearity		-0.93



LTE Band 41 UL CA Body Hotspot Linearity Data Table		
Configurations	LTE Band41 PC3	LTE Band41 PC2
Maximum Allowed Output Power[dBm]	21.2	23.5
Measured Output Power[dBm]	20.07	23
Measured SAR[W/kg]	0.136	0.167
Measured Power[mW]	101.62	199.53
Duty Cycle	63.30%	43.30%
Frame Averaged Output Power[mW]	64.33	86.4
	0.002114099	0.00193287
% deviation from expected linearity		9.38



18. Measurement Uncertainty

The measured SAR was <1.5 W/Kg for 1g SAR and <3.75 W/Kg For 10g SAR for all frequency bands. Therefore, per KDB Publication 865664 D01v01r04, the extended measurement uncertainty analysis per IEEE1528-2013 was not required.

19. SAR Test Equipment

Manufacturer	Type / Model	S/N	Calib. Date	Calib.Interval	Calib.Due
SPEAG	Triple Modular Phantom	-	N/A	N/A	N/A
SPEAG	SAM Phantom	-	N/A	N/A	N/A
HP	SAR System Control PC	-	N/A	N/A	N/A
Staubli	CS8Cspeag-TX90	F12/5K9GA1/C/01	N/A	N/A	N/A
Staubli	CS8Cspeag-TX90	F11/5K3RA1/C/01	N/A	N/A	N/A
Staubli	CS8Cspeag-TX90	F/20/0018446/C/001	N/A	N/A	N/A
Staubli	CS8Cspeag-TX90	F13/5SD0A1/C/01	N/A	N/A	N/A
Staubli	TX90 XLspeag	F12/5K9GA1/A/01	N/A	N/A	N/A
Staubli	TX90 XLspeag	F11/5K3RA1/A/01	N/A	N/A	N/A
Staubli	TX90 XLspeag	F/20/0018446/A/001	N/A	N/A	N/A
Staubli	TX90 XLspeag	F13/5SD0A1/A/01	N/A	N/A	N/A
Staubli	Teach Pendant (Joystick)	D21142106	N/A	N/A	N/A
Staubli	Teach Pendant (Joystick)	D21142603	N/A	N/A	N/A
Staubli	Teach Pendant (Joystick)	D21142608A	N/A	N/A	N/A
Staubli	Teach Pendant (Joystick)	D21142605	N/A	N/A	N/A
TESTO	175-H1/Thermometer	40331939309	01/26/2021	Annual	01/26/2022
TESTO	175-H1/Thermometer	40331949309	01/26/2021	Annual	01/26/2022
TESTO	175-H1/Thermometer	44606559906	01/26/2021	Annual	01/26/2022
TESTO	175-H1/Thermometer	83348029	05/06/2021	Annual	05/06/2022
SPEAG	DAE4	1687	06/21/2021	Annual	06/21/2022
SPEAG	DAE4	1686	06/21/2021	Annual	06/21/2022
SPEAG	DAE4	1422	05/19/2021	Annual	05/19/2022
SPEAG	DAE4	869	03/29/2021	Annual	03/29/2022
SPEAG	DAE4	1417	02/22/2021	Annual	02/22/2022
SPEAG	DAE4	504	02/19/2021	Annual	02/19/2022
SPEAG	E-Field Probe EX3DV4	7654	05/21/2021	Annual	05/21/2022
SPEAG	E-Field Probe ES3DV3	3076	07/28/2021	Annual	07/28/2022
SPEAG	E-Field Probe EX3DV4	7370	08/26/2021	Annual	08/26/2022
SPEAG	E-Field Probe EX3DV4	3903	03/24/2021	Annual	03/24/2022
SPEAG	E-Field Probe EX3DV4	3972	05/21/2021	Annual	05/21/2022
SPEAG	E-Field Probe EX3DV4	7622	11/06/2020	Annual	11/06/2021
SPEAG	Dipole D750V3	1014	06/01/2021	Annual	06/01/2022
SPEAG	Dipole D835V2	4d165	08/03/2021	Annual	08/03/2022
SPEAG	Dipole D1800V2	2d015	07/30/2021	Annual	07/30/2022
SPEAG	Dipole D1900V2	5d032	01/28/2021	Annual	01/28/2022
SPEAG	Dipole D2300V2	1010	08/17/2021	Annual	08/17/2022
SPEAG	Dipole D2450V2	965	06/15/2021	Annual	06/15/2022
SPEAG	Dipole D2600V2	1106	07/30/2021	Annual	07/30/2022
SPEAG	Dipole D3500V2	1040	02/17/2021	Annual	02/17/2022
SPEAG	Dipole D3700V2	1066	11/19/2020	Annual	11/19/2021
SPEAG	Dipole D3900V2	1019	06/09/2021	Annual	06/09/2022
SPEAG	Dipole D5GHzV2	1107	07/22/2021	Annual	07/22/2022
Agilent	Power Meter E4419B	MY41291386	10/23/2020	Annual	10/23/2021
Agilent	Power Meter N1911A	MY45101406	07/08/2021	Annual	07/08/2022
Agilent	Power Sensor 8481A	SG1091286	10/05/2020	Annual	10/05/2021
Agilent	Power Sensor 8481A	SG1091286	10/06/2021	Annual	10/06/2022
Agilent	Power Sensor 8481A	MY41090675	10/05/2020	Annual	10/05/2021
Agilent	Power Sensor 8481A	MY41090675	10/06/2021	Annual	10/06/2022
Agilent	Power Sensor N1921A	MY55220026	08/05/2021	Annual	08/05/2022
SPEAG	DAKS 3.5	1038	03/17/2021	Annual	03/17/2022
ROHDE&SCHWARZ	Signal Generator SMB100A	177633	07/05/2021	Annual	07/05/2022

Manufacturer	Type / Model	S/N	Calib. Date	Calib.Interval	Calib.Due
H.P	Network Analyzer /8753ES	JP39240221	01/11/2021	Annual	01/11/2022
Agilent	WIRELESS COMMUNICATION E5515C	GB44051865	05/28/2021	Annual	05/28/2022
Agilent	WIRELESS COMMUNICATION E5515C	MY48360252	07/23/2021	Annual	07/23/2022
R&S	Wireless Communication Test Set CMW500	115733	04/15/2021	Annual	04/15/2022
Agilent	Signal Generator N5182A	MY47070230	01/26/2021	Annual	01/26/2022
Agilent	11636B/Power Divider	58698	02/26/2021	Annual	02/26/2022
EMPOWER	RF Power Amplifier	1084	06/25/2021	Annual	06/25/2022
EMPOWER	RF Power Amplifier	1041D/C0508	06/24/2021	Annual	06/24/2022
MICRO LAB	LP Filter / LA-15N	10453	10/05/2020	Annual	10/05/2021
MICRO LAB	LP Filter / LA-15N	10453	10/06/2021	Annual	10/06/2022
MICRO LAB	LP Filter / LA-30N	-	10/05/2020	Annual	10/05/2021
MICRO LAB	LP Filter / LA-30N	-	10/06/2021	Annual	10/06/2022
MICRO LAB	LP Filter / LA-60N	32011	10/05/2020	Annual	10/05/2021
MICRO LAB	LP Filter / LA-60N	32011	10/06/2021	Annual	10/06/2022
HP	Attenuator (3dB) 333340A	02427	09/06/2021	Annual	09/06/2022
HP	Attenuator (20dB) 8493C	09271	09/06/2021	Annual	09/17/2022
Agilent	Directional Bridge 86205A	3140A03878	05/28/2021	Annual	05/28/2022
Agilent	MXA Signal Analyzer N9020A	MY50510407	10/23/2020	Annual	10/23/2021
HP	Dual Directional Coupler	16072	10/05/2020	Annual	10/05/2021
HP	Dual Directional Coupler	16072	10/05/2021	Annual	10/05/2022
Anritsu	Radio Communication Tester MT8820C	6201074225	02/26/2021	Annual	02/26/2022
Anritsu	Radio Communication Tester MT8820C	6200695605	04/15/2021	Annual	04/15/2022
Anritsu	Radio Communication Tester MT8821C	6201502997	07/08/2021	Annual	07/08/2022
Anritsu	Radio Communication Tester MT8821C	6262044720	12/22/2020	Annual	12/22/2021
Anritsu	Radio Communication Test Station MT8000A	6262036812	12/22/2020	Annual	12/22/2021
ROHDE&SCHWARZ	BLUETOOTH TESTER CBT	100272	02/26/2021	Annual	02/26/2022

* The E-field probe was calibrated by SPEAG, by the waveguide technique procedure. Dipole Verification measurement is performed by HCT Lab. before each test. The brain/body simulating material is calibrated by HCT using the DAKS 3.5 to determine the conductivity and permittivity (dielectric constant) of the brain/body-equivalent material.

20. Conclusion

The SAR measurement indicates that the EUT complies with the RF radiation exposure limits of the ANSI/ IEEE C95.1 - 2005.

These measurements were taken to simulate the RF effects exposure under worst-case conditions. Precise laboratory measures were taken to assure repeatability of the tests. The results and statements relate only to the item(s) tested.

Please note that the absorption and distribution of electromagnetic energy in the body are very complex phenomena that depend on the mass, shape, and size of the body, the orientation of the body with respect to the field vectors, and the electrical properties of both the body and the environment. Other variables that may play a substantial role in possible biological effects are those that characterize the environment (e.g. ambient temperature, air velocity, relative humidity, and body insulation) and those that characterize the individual (e.g. age, gender, activity level, debilitation, or disease). Because various factors may interact with one another to vary the specific biological outcome of an exposure to electromagnetic fields, any protection guide should consider maximal amplification of biological effects as a result of field-body interactions, environmental conditions, and physiological variables.

21. References

- [1] Federal Communications Commission, ET Docket 93-62, Guidelines for Evaluating the Environmental Effects of Radio frequency Radiation, Aug. 1996.
- [2] ANSI/IEEE C95.1 - 2005 , American National Standard safety levels with respect to human exposure to radio frequency electromagnetic fields, 300 kHz to 300 GHz, New York: IEEE, Sept. 1992
- [3] ANSI/IEEE C 95.1 - 2005, American National Standard safety levels with respect to human exposure to radio frequency electromagnetic fields, 3 kHz to 300 GHz, New York: IEEE, 2006
- [4] ANSI/IEEE C95.3 - 2002, IEEE Recommended Practice for the Measurement of Potentially Hazardous Electromagnetic Fields - RF and Microwave, New York: December 2002.
- [5] IEEE Standards Coordinating Committee 34 – IEEE Std. 1528-2013, IEEE Recommended Practice or Determining the Peak Spatial-Average Specific Absorption Rate (SAR) in the Human Body from Wireless Communications Devices
- [6] NCRP, National Council on Radiation Protection and Measurements, Biological Effects and Exposure Criteria for Radio Frequency Electromagnetic Fields, NCRP Report No. 86, 1986. Reprinted Feb. 1995.
- [7] T. Schmid, O. Egger, N. Kuster, Automated E-field scanning system for dosimetric assessments, IEEE Transaction on Microwave Theory and Techniques, vol. 44, Jan. 1996, pp. 105-113.
- [8] K. Pokovic, T. Schmid, N. Kuster, Robust setup for precise calibration of E-field probes in tissue simulating liquids at mobile communications frequencies, ICECOM97, Oct. 1997, pp. 120-124.
- [9] K. Pokovic, T. Schmid, and N. Kuster, E-field Probe with improved isotropy in brain simulating liquids, Proceedings of the ELMAR, Zadar, Croatia, June 23-25, 1996, pp. 172-175.
- [10] Schmid & Partner Engineering AG, Application Note: Data Storage and Evaluation, June 1998, p2.
- [11] V. Hombach, K. Meier, M. Burkhardt, E. Kuhn, N. Kuster, The Dependence of EM Energy Absorption upon Human Head Modeling at 900 MHz, IEEE Transaction on Microwave Theory and Techniques, vol. 44 no. 10, Oct. 1996, pp. 1865-1873.
- [12] N. Kuster and Q. Balzano, Energy absorption mechanism by biological bodies in the near field of dipole antennas above 300 MHz, IEEE Transaction on Vehicular Technology, vol. 41, no. 1, Feb. 1992, pp. 17-23.
- [13] G. Hartsgrove, A. Kraszewski, A. Surowiec, Simulated Biological Materials for Electromagnetic Radiation Absorption Studies, University of Ottawa, Bioelectro magnetics, Canada: 1987, pp. 29-36.
- [14] Q. Balzano, O. Garay, T. Manning Jr., Electromagnetic Energy Exposure of Simulated Users of Portable Cellular Telephones, IEEE Transactions on Vehicular Technology, vol. 44, no.3, Aug. 1995.
- [15] W. Gander, Computer mathematick, Birkhaeuser, Basel, 1992.
- [16] W.H. Press, S.A. Teukolsky, W.T. Vetterling, and B.P. Flannery, Numerical Receptions in C, The Art of Scientific Computing, Second edition, Cambridge University Press, 1992.
- [17] N. Kuster, R. Kastle, T. Schmid, Dosimetric evaluation of mobile communications equipment with known precision, IEEE Transaction on Communications, vol. E80-B, no. 5, May 1997, pp. 645-652.
- [18] CENELEC CLC/SC111B, European Prestandard (prENV 50166-2), Human Exposure to Electromagnetic Fields High-frequency: 10 kHz-300 GHz, Jan. 1995.
- [19] Prof. Dr. Niels Kuster, ETH, Eidgenössische Technische Hochschule Zürich, Dosimetric Evaluation of the Cellular Phone.
- [20] IEC 62209-1, Human exposure to radio frequency fields from hand-held and body-mounted wireless communication devices – Human models, instrumentation and procedures – Part 1: Procedure to determine the

specific absorption rate (SAR) for hand-held devices used in close proximity to the ear (frequency range of 300 MHz to 3 GHz), July. 2016..

[21] IEC 62209-2, Human exposure to radio frequency fields from hand-held and body-mounted wireless communication devices – Human models, instrumentation, and procedures – Part 2: Procedure to determine the specific absorption rate (SAR) for wireless communication devices used in close proximity to the human body (frequency range of 30 MHz to 6 GHz) Mar. 2010.

[22] Industry Canada RSS-102 Radio Frequency Exposure Compliance of Radio Communication Apparatus (All Frequency Band) Issue 5, March 2015.

[23] Health Canada Safety Code 6 Limits of Human Exposure to Radio Frequency Electromagnetic Fields in the Frequency Range from 3 kHz – 300 GHz, 2009

[24] FCC SAR Test procedures for 2G-3G Devices, Mobile Hotspot and UMPC Device KDB 941225 D01.

[25] SAR Measurement Guidance for IEEE 802.11 transmitters, KDB 248227 D01v02r02

[26] SAR Evaluation of Handsets with Multiple Transmitters and Antennas KDB 648474 D03, D04.

[27] SAR Evaluation for Laptop, Notebook, Netbook and Tablet computers KDB 616217 D04.

[28] SAR Measurement and Reporting Requirements for 100 MHz – 6 GHz, KDB 865664 D01, D02.

[29] FCC General RF Exposure Guidance and SAR procedures for Dongles, KDB 447498 D01,D02.

22. Appendix A. DUT Ant. Information & SETUP PHOTO

Please refer to test DUT Ant. Information & setup photo file no. as follows:

No.	Description
0	HCT-SR-2110-FC004-P