

Appendix B. – SAR Test Plots

Test Laboratory: HCT CO., LTD
 EUT Type: Mobile Phone
 Liquid Temperature: 21.5 °C
 Ambient Temperature: 21.6 °C
 Test Date: 09/19/2021
 Plot No.: 1

DUT: SM-A136U; Type: Bar;

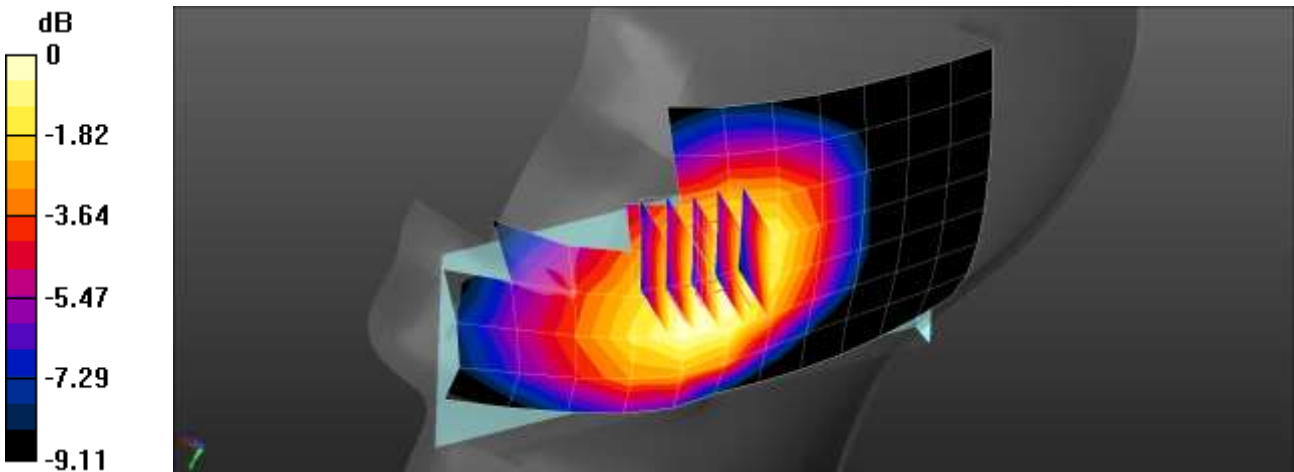
Communication System: UID 0, GSM 850 2Tx (0); Frequency: 836.6 MHz; Duty Cycle: 1:4.14954
 Medium parameters used (interpolated): $f = 836.6 \text{ MHz}$; $\sigma = 0.938 \text{ S/m}$; $\epsilon_r = 40.408$; $\rho = 1000 \text{ kg/m}^3$
 Phantom section: Right Section

DASY5 Configuration:

- Probe: EX3DV4 - SN3903; ConvF(9.75, 9.75, 9.75) @ 836.6 MHz; Calibrated: 2021-03-24
- Sensor-Surface: 1.4mm (Mechanical Surface Detection)
- Electronics: DAE4 Sn1422; Calibrated: 2021-05-19
- Phantom: Twin-SAM V8.0 (30deg probe tilt)
- Measurement SW: DASY52, Version 52.10 (4)

GSM850 Head Right Touch 190ch 2Tx/Area Scan (8x14x1): Measurement grid: dx=15mm, dy=15mm
 Maximum value of SAR (measured) = 0.435 W/kg

GSM850 Head Right Touch 190ch 2Tx/Zoom Scan (5x5x7)/Cube 0: Measurement grid: dx=8mm, dy=8mm, dz=5mm
 Reference Value = 5.516 V/m; Power Drift = 0.06 dB
 Peak SAR (extrapolated) = 0.472 W/kg
SAR(1 g) = 0.363 W/kg; SAR(10 g) = 0.276 W/kg
 Maximum value of SAR (measured) = 0.435 W/kg



0 dB = 0.435 W/kg = -3.62 dBW/kg

Test Laboratory: HCT CO., LTD
EUT Type: Mobile Phone
Liquid Temperature: 19.5 °C
Ambient Temperature: 19.5 °C
Test Date: 09/28/2021
Plot No.: 2

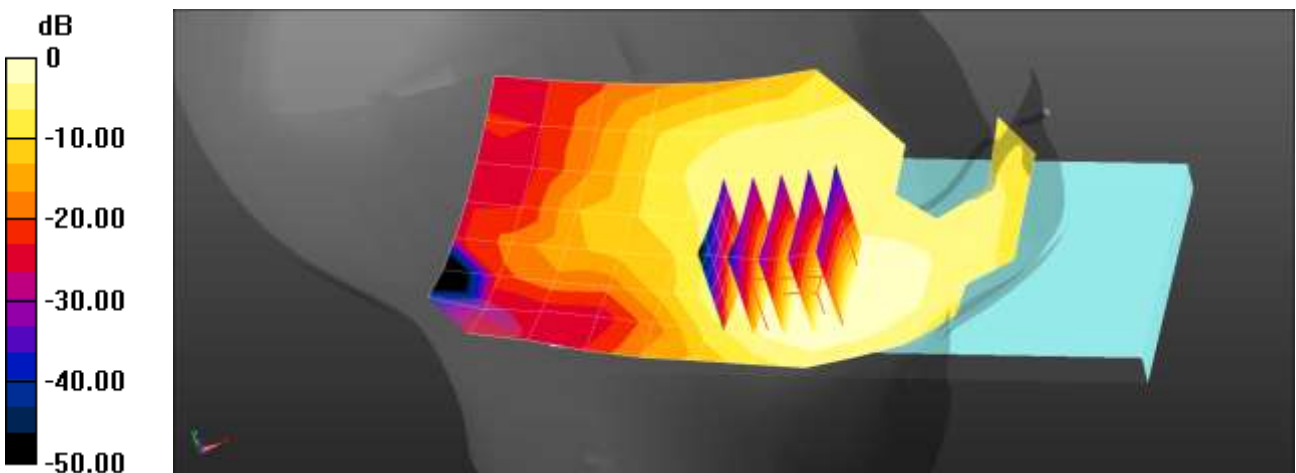
Communication System: UID 0, GSM 1900 2TX (0); Frequency: 1880 MHz;Duty Cycle: 1:4.14954
Medium parameters used: f = 1880 MHz; $\sigma = 1.369$ S/m; $\epsilon_r = 40.993$; $\rho = 1000$ kg/m³
Phantom section: Left Section

DASY5 Configuration:

- Probe: EX3DV4 - SN7654; ConvF(9.15, 9.15, 9.15) @ 1880 MHz; Calibrated: 2021-05-21
- Sensor-Surface: 1.4mm (Mechanical Surface Detection)
- Electronics: DAE4 Sn1687; Calibrated: 2021-06-21
- Phantom: Twin-SAM V8.0 (Left)
- Measurement SW: DASY52, Version 52.10 (4)

GSM1900 2Tx Head Left Touch 661ch/Area Scan (8x14x1): Measurement grid: dx=15mm, dy=15mm
Maximum value of SAR (measured) = 0.252 W/kg

GSM1900 2Tx Head Left Touch 661ch/Zoom Scan (5x5x7)/Cube 0: Measurement grid: dx=8mm, dy=8mm, dz=5mm
Reference Value = 3.569 V/m; Power Drift = -0.11 dB
Peak SAR (extrapolated) = 0.314 W/kg
SAR(1 g) = 0.193 W/kg; SAR(10 g) = 0.121 W/kg
Maximum value of SAR (measured) = 0.261 W/kg



0 dB = 0.252 W/kg = -5.98 dBW/kg

Test Laboratory: HCT CO., LTD
 EUT Type: Mobile Phone
 Liquid Temperature: 21.0 °C
 Ambient Temperature: 21.1 °C
 Test Date: 09/15/2021
 Plot No.: 3

DUT: SM-A136U; Type: Bar;

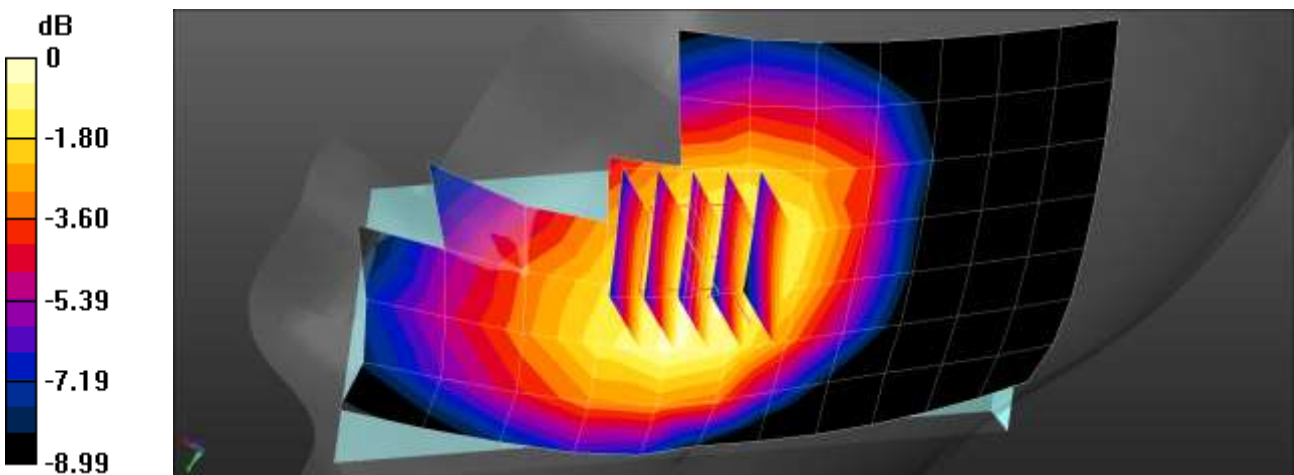
Communication System: UID 0, WCDMA850 (0); Frequency: 836.6 MHz; Duty Cycle: 1:1
 Medium parameters used (interpolated): $f = 836.6 \text{ MHz}$; $\sigma = 0.938 \text{ S/m}$; $\epsilon_r = 40.408$; $\rho = 1000 \text{ kg/m}^3$
 Phantom section: Right Section

DASY5 Configuration:

- Probe: EX3DV4 - SN3903; ConvF(9.75, 9.75, 9.75) @ 836.6 MHz; Calibrated: 2021-03-24
- Sensor-Surface: 1.4mm (Mechanical Surface Detection)
- Electronics: DAE4 Sn1422; Calibrated: 2021-05-19
- Phantom: Twin-SAM V8.0 (30deg probe tilt)
- Measurement SW: DASY52, Version 52.10 (4)

UMTS Band 5 Head Right Touch 4183ch/Area Scan (8x14x1): Measurement grid: $dx=15\text{mm}$, $dy=15\text{mm}$
 Maximum value of SAR (measured) = 0.352 W/kg

UMTS Band 5 Head Right Touch 4183ch/Zoom Scan (5x5x7)/Cube 0: Measurement grid: $dx=8\text{mm}$, $dy=8\text{mm}$, $dz=5\text{mm}$
 Reference Value = 4.694 V/m; Power Drift = 0.16 dB
 Peak SAR (extrapolated) = 0.402 W/kg
SAR(1 g) = 0.311 W/kg; SAR(10 g) = 0.239 W/kg
 Maximum value of SAR (measured) = 0.371 W/kg



0 dB = 0.371 W/kg = -4.31 dBW/kg

Test Laboratory: HCT CO., LTD
 EUT Type: Mobile Phone
 Liquid Temperature: 21.0 °C
 Ambient Temperature: 21.1 °C
 Test Date: 09/30/2021
 Plot No.: 4

Communication System: UID 0, WCDMA IV (0); Frequency: 1732.4 MHz; Duty Cycle: 1:1
 Medium parameters used (interpolated): $f = 1732.4$ MHz; $\sigma = 1.317$ S/m; $\epsilon_r = 40.169$; $\rho = 1000$ kg/m³
 Phantom section: Right Section

DASY5 Configuration:

- Probe: EX3DV4 - SN7654; ConvF(9.4, 9.4, 9.4) @ 1732.4 MHz; Calibrated: 2021-05-21
- Sensor-Surface: 1.4mm (Mechanical Surface Detection)
- Electronics: DAE4 Sn1687; Calibrated: 2021-06-21
- Phantom: Twin-SAM V8.0 (Left)
- Measurement SW: DASY52, Version 52.10 (4)

UMTS Band 4 Head Right Touch 1412ch/Area Scan (8x14x1): Measurement grid: dx=15mm, dy=15mm
 Maximum value of SAR (measured) = 0.179 W/kg

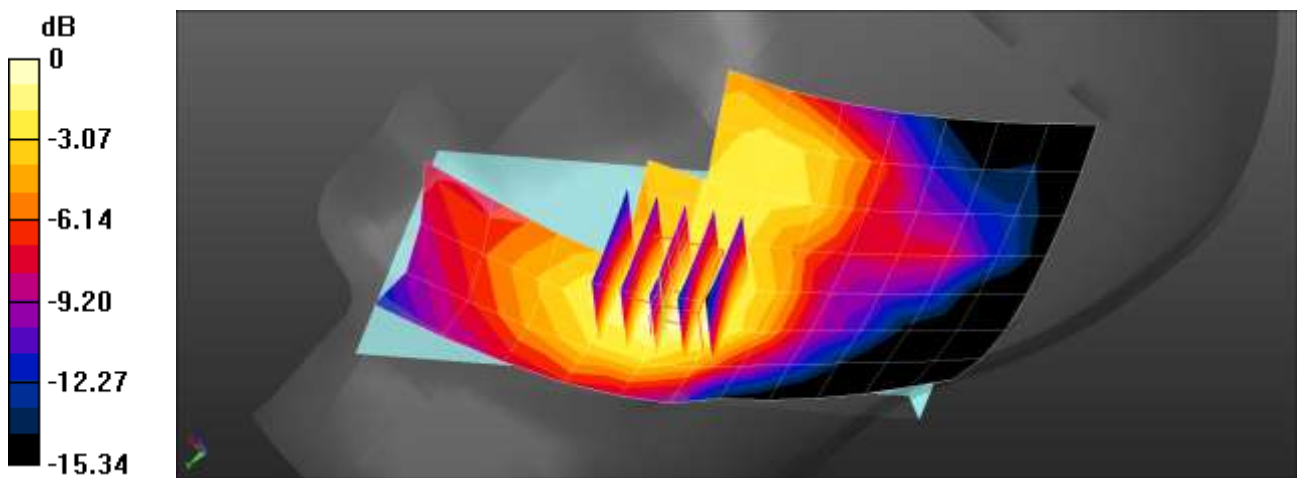
UMTS Band 4 Head Right Touch 1412ch/Zoom Scan (5x5x7)/Cube 0: Measurement grid: dx=8mm, dy=8mm, dz=5mm

Reference Value = 4.351 V/m; Power Drift = 0.18 dB

Peak SAR (extrapolated) = 0.227 W/kg

SAR(1 g) = 0.137 W/kg; SAR(10 g) = 0.088 W/kg

Maximum value of SAR (measured) = 0.191 W/kg



0 dB = 0.191 W/kg = -7.19 dBW/kg

Test Laboratory: HCT CO., LTD
EUT Type: Mobile Phone
Liquid Temperature: 20.5 °C
Ambient Temperature: 20.6 °C
Test Date: 09/29/2021
Plot No.: 5

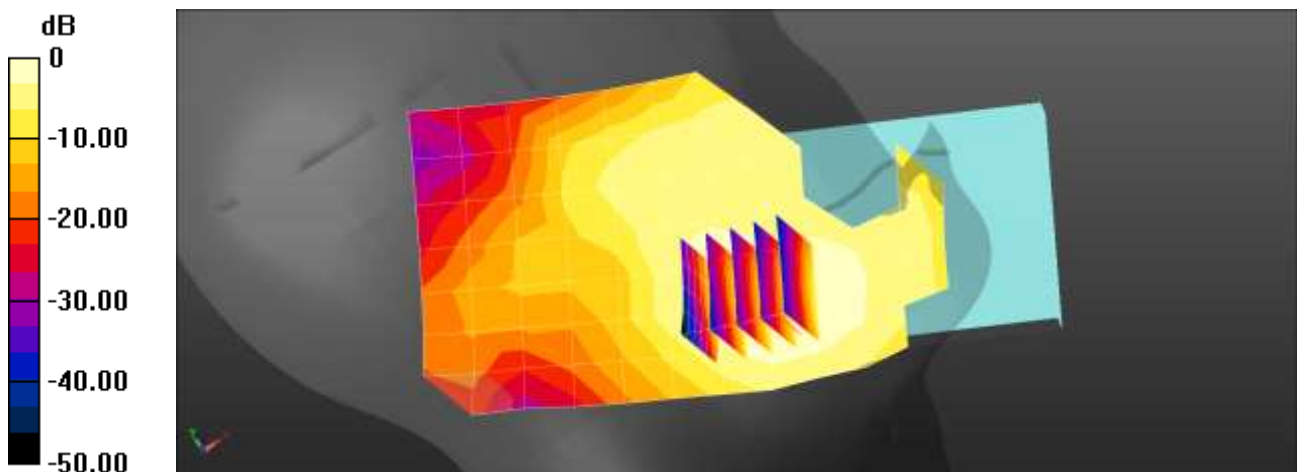
Communication System: UID 0, WCDMA1900 (0); Frequency: 1880 MHz;Duty Cycle: 1:1
Medium parameters used: $f = 1880 \text{ MHz}$; $\sigma = 1.357 \text{ S/m}$; $\epsilon_r = 40.492$; $\rho = 1000 \text{ kg/m}^3$
Phantom section: Left Section

DASY5 Configuration:

- Probe: EX3DV4 - SN7654; ConvF(9.15, 9.15, 9.15) @ 1880 MHz; Calibrated: 2021-05-21
- Sensor-Surface: 1.4mm (Mechanical Surface Detection)
- Electronics: DAE4 Sn1687; Calibrated: 2021-06-21
- Phantom: Twin-SAM V8.0 (Left)
- Measurement SW: DASY52, Version 52.10 (4)

UMTS Band 2 Head Left Touch 9400ch/Area Scan (8x14x1): Measurement grid: $dx=15\text{mm}$, $dy=15\text{mm}$
Maximum value of SAR (measured) = 0.341 W/kg

UMTS Band 2 Head Left Touch 9400ch/Zoom Scan (5x5x7)/Cube 0: Measurement grid: $dx=8\text{mm}$, $dy=8\text{mm}$, $dz=5\text{mm}$
Reference Value = 4.093 V/m; Power Drift = 0.15 dB
Peak SAR (extrapolated) = 0.421 W/kg
SAR(1 g) = 0.253 W/kg; SAR(10 g) = 0.155 W/kg
Maximum value of SAR (measured) = 0.352 W/kg



0 dB = 0.341 W/kg = -4.67 dBW/kg

Test Laboratory: HCT CO., LTD
 EUT Type: Mobile Phone
 Liquid Temperature: 21.3 °C
 Ambient Temperature: 21.3 °C
 Test Date: 10/02/2021
 Plot No.: 6

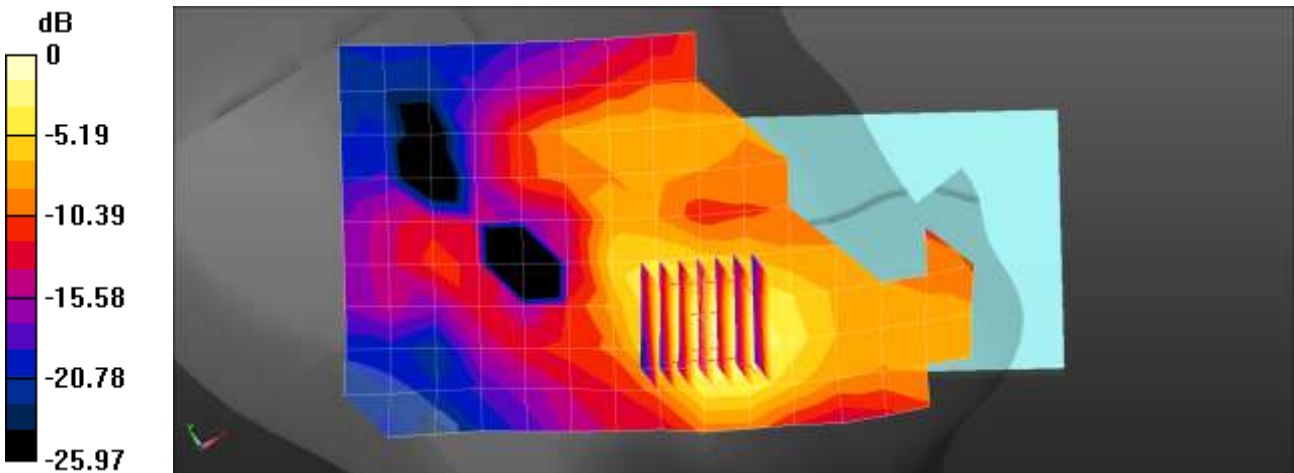
Communication System: UID 0, LTE Band 7 (0); Frequency: 2560 MHz; Duty Cycle: 1:1
 Medium parameters used: $f = 2560$ MHz; $\sigma = 1.924$ S/m; $\epsilon_r = 38.112$; $\rho = 1000$ kg/m³
 Phantom section: Left Section

DASY5 Configuration:

- Probe: EX3DV4 - SN7654; ConvF(8.28, 8.28, 8.28) @ 2560 MHz; Calibrated: 2021-05-21
- Sensor-Surface: 1.4mm (Mechanical Surface Detection)
- Electronics: DAE4 Sn1687; Calibrated: 2021-06-21
- Phantom: Twin-SAM V8.0 (Left)
- Measurement SW: DASY52, Version 52.10 (4)

LTE Band 7 Head Left Touch QPSK 20MHz 1RB 49offset 21350ch/Area Scan (10x18x1): Measurement grid:
 dx=12mm, dy=12mm
 Maximum value of SAR (measured) = 0.467 W/kg

LTE Band 7 Head Left Touch QPSK 20MHz 1RB 49offset 21350ch/Zoom Scan (7x7x7)/Cube 0: Measurement grid:
 dx=5mm, dy=5mm, dz=5mm
 Reference Value = 3.776 V/m; Power Drift = 0.14 dB
 Peak SAR (extrapolated) = 0.635 W/kg
SAR(1 g) = 0.345 W/kg; SAR(10 g) = 0.179 W/kg
 Maximum value of SAR (measured) = 0.524 W/kg



0 dB = 0.524 W/kg = -2.81 dBW/kg

Test Laboratory: HCT CO., LTD
 EUT Type: Mobile Phone
 Liquid Temperature: 20.5 °C
 Ambient Temperature: 20.6 °C
 Test Date: 09/16/2021
 Plot No.: 7

Communication System: UID 0, LTE Band 12 (0); Frequency: 707.5 MHz; Duty Cycle: 1:1
 Medium parameters used (interpolated): $f = 707.5 \text{ MHz}$; $\sigma = 0.881 \text{ S/m}$; $\epsilon_r = 43.153$; $\rho = 1000 \text{ kg/m}^3$
 Phantom section: Right Section

DASY5 Configuration:

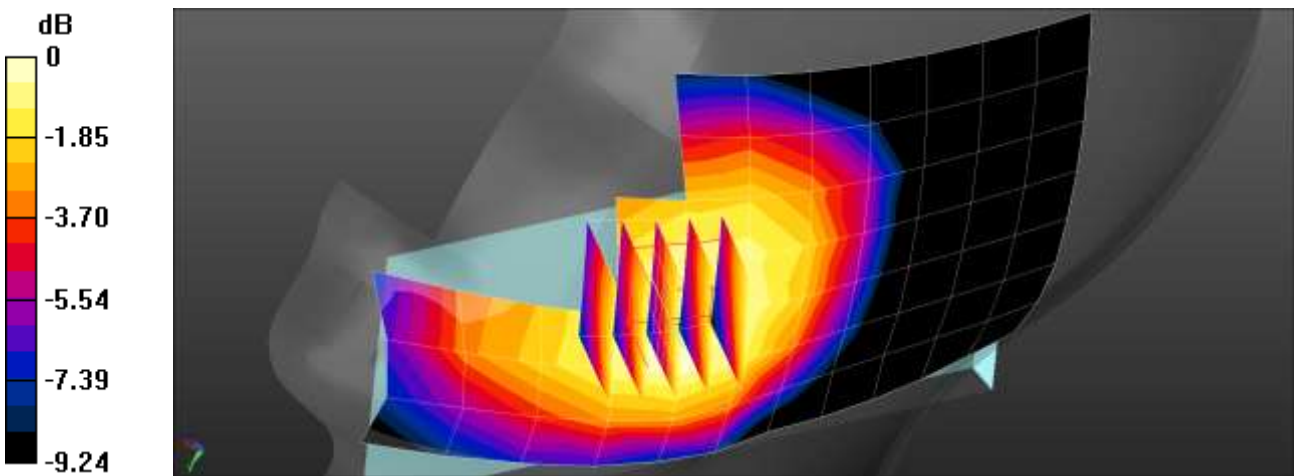
- Probe: EX3DV4 - SN7654; ConvF(10.79, 10.79, 10.79) @ 707.5 MHz; Calibrated: 2021-05-21
- Sensor-Surface: 1.4mm (Mechanical Surface Detection)
- Electronics: DAE4 Sn1687; Calibrated: 2021-06-21
- Phantom: Twin-SAM V8.0 (Left)
- Measurement SW: DASY52, Version 52.10 (4)

LTE Band 12 Head Right Touch QPSK 10MHz 1RB 0offset 23095ch/Area Scan (8x14x1): Measurement grid:

$dx=15\text{mm}$, $dy=15\text{mm}$
 Maximum value of SAR (measured) = 0.218 W/kg

LTE Band 12 Head Right Touch QPSK 10MHz 1RB 0offset 23095ch/Zoom Scan (5x5x7)/Cube 0: Measurement grid:

$dx=8\text{mm}$, $dy=8\text{mm}$, $dz=5\text{mm}$
 Reference Value = 2.627 V/m; Power Drift = 0.13 dB
 Peak SAR (extrapolated) = 0.240 W/kg
SAR(1 g) = 0.187 W/kg; SAR(10 g) = 0.146 W/kg
 Maximum value of SAR (measured) = 0.220 W/kg



0 dB = 0.220 W/kg = -6.58 dBW/kg

Test Laboratory: HCT CO., LTD
 EUT Type: Mobile Phone
 Liquid Temperature: 20.1 °C
 Ambient Temperature: 20.2 °C
 Test Date: 09/17/2021
 Plot No.: 8

Communication System: UID 0, LTE Band 13 (0); Frequency: 782 MHz; Duty Cycle: 1:1
 Medium parameters used (interpolated): $f = 782 \text{ MHz}$; $\sigma = 0.913 \text{ S/m}$; $\epsilon_r = 43.135$; $\rho = 1000 \text{ kg/m}^3$
 Phantom section: Right Section

DASY5 Configuration:

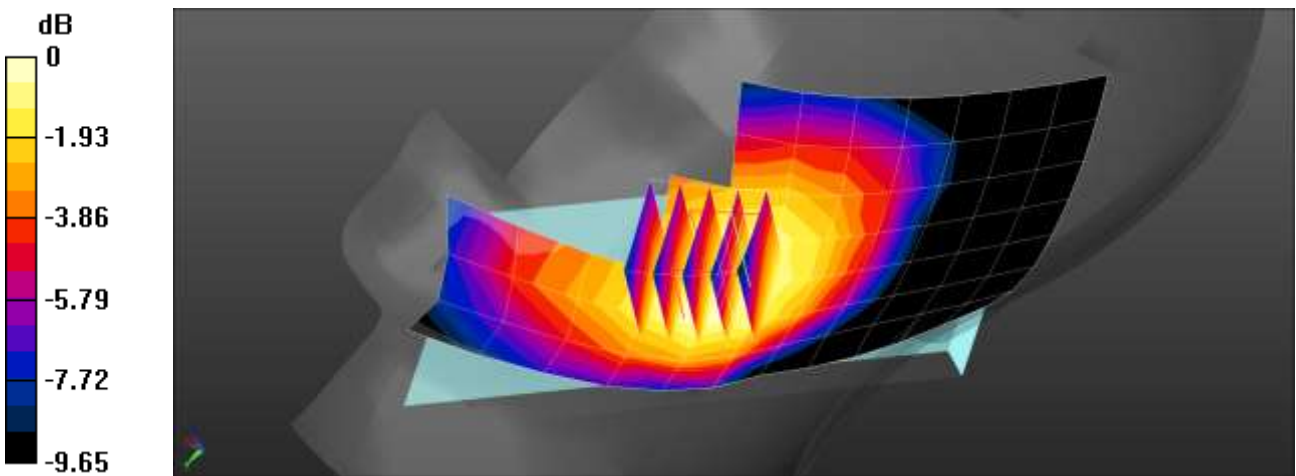
- Probe: EX3DV4 - SN7654; ConvF(10.79, 10.79, 10.79) @ 782 MHz; Calibrated: 2021-05-21
- Sensor-Surface: 1.4mm (Mechanical Surface Detection)
- Electronics: DAE4 Sn1687; Calibrated: 2021-06-21
- Phantom: Twin-SAM V8.0 (Left)
- Measurement SW: DASY52, Version 52.10 (4)

LTE Band 13 Head Right Touch QPSK 10MHz 1RB 0offset 23230ch/Area Scan (8x14x1): Measurement grid:

$dx=15\text{mm}$, $dy=15\text{mm}$
 Maximum value of SAR (measured) = 0.304 W/kg

LTE Band 13 Head Right Touch QPSK 10MHz 1RB 0offset 23230ch/Zoom Scan (5x5x7)/Cube 0: Measurement grid:

$dx=8\text{mm}$, $dy=8\text{mm}$, $dz=5\text{mm}$
 Reference Value = 3.595 V/m; Power Drift = 0.16 dB
 Peak SAR (extrapolated) = 0.355 W/kg
SAR(1 g) = 0.274 W/kg; SAR(10 g) = 0.208 W/kg
 Maximum value of SAR (measured) = 0.323 W/kg



0 dB = 0.323 W/kg = -4.91 dBW/kg

Test Laboratory: HCT CO., LTD
 EUT Type: Mobile Phone
 Liquid Temperature: 20.4 °C
 Ambient Temperature: 20.4 °C
 Test Date: 09/24/2021
 Plot No.: 9

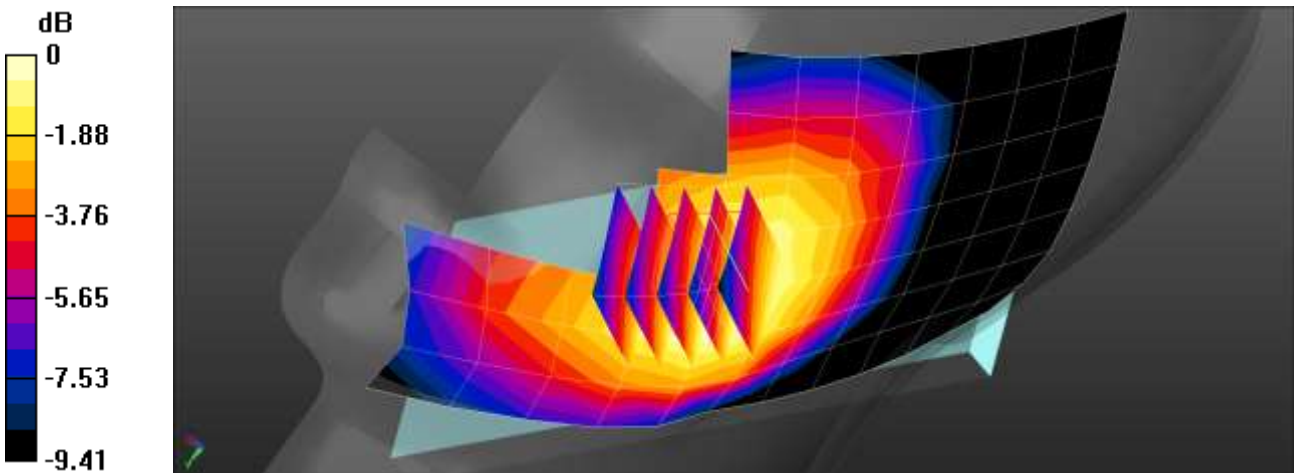
Communication System: UID 0, LTE 14 (0); Frequency: 793 MHz; Duty Cycle: 1:1
 Medium parameters used (interpolated): $f = 793 \text{ MHz}$; $\sigma = 0.919 \text{ S/m}$; $\epsilon_r = 43.001$; $\rho = 1000 \text{ kg/m}^3$
 Phantom section: Right Section

DASY5 Configuration:

- Probe: EX3DV4 - SN7654; ConvF(10.79, 10.79, 10.79) @ 793 MHz; Calibrated: 2021-05-21
- Sensor-Surface: 1.4mm (Mechanical Surface Detection)
- Electronics: DAE4 Sn1687; Calibrated: 2021-06-21
- Phantom: Twin-SAM V8.0 (Left)
- Measurement SW: DASY52, Version 52.10 (4)

LTE Band 14 Head Right Touch QPSK 10MHz 1RB 24offset 23330ch/Area Scan (8x14x1): Measurement grid:
 $dx=15\text{mm}$, $dy=15\text{mm}$
 Maximum value of SAR (measured) = 0.280 W/kg

LTE Band 14 Head Right Touch QPSK 10MHz 1RB 24offset 23330ch/Zoom Scan (5x5x7)/Cube 0: Measurement grid: $dx=8\text{mm}$, $dy=8\text{mm}$, $dz=5\text{mm}$
 Reference Value = 3.241 V/m; Power Drift = 0.14 dB
 Peak SAR (extrapolated) = 0.319 W/kg
SAR(1 g) = 0.246 W/kg; SAR(10 g) = 0.186 W/kg
 Maximum value of SAR (measured) = 0.290 W/kg



0 dB = 0.290 W/kg = -5.38 dBW/kg

Test Laboratory: HCT CO., LTD
EUT Type: Mobile Phone
Liquid Temperature: 20.6 °C
Ambient Temperature: 20.7 °C
Test Date: 10/01/2021
Plot No.: 10

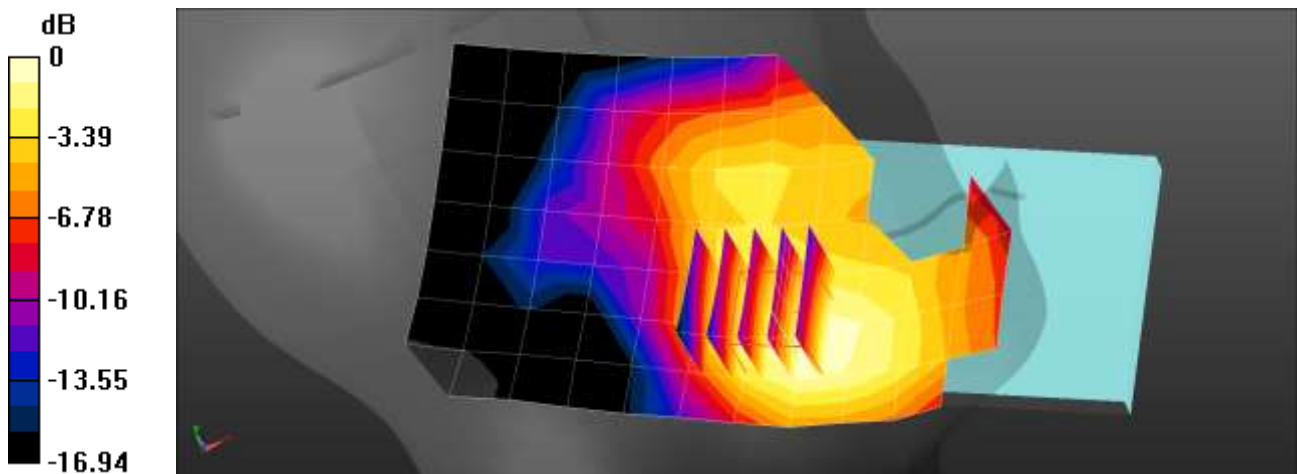
Communication System: UID 0, LTE Band 25 (0); Frequency: 1882.5 MHz;Duty Cycle: 1:1
Medium parameters used (interpolated): $f = 1882.5$ MHz; $\sigma = 1.391$ S/m; $\epsilon_r = 41.492$; $\rho = 1000$ kg/m³
Phantom section: Left Section

DASY5 Configuration:

- Probe: EX3DV4 - SN7654; ConvF(9.15, 9.15, 9.15) @ 1882.5 MHz; Calibrated: 2021-05-21
- Sensor-Surface: 1.4mm (Mechanical Surface Detection)
- Electronics: DAE4 Sn1687; Calibrated: 2021-06-21
- Phantom: Twin-SAM V8.0 (Left)
- Measurement SW: DASY52, Version 52.10 (4)

LTE Band 25 Head Left Touch QPSK 20MHz 1RB 49offset 26365ch/Area Scan (8x14x1): Measurement grid:
dx=15mm, dy=15mm
Maximum value of SAR (measured) = 0.408 W/kg

LTE Band 25 Head Left Touch QPSK 20MHz 1RB 49offset 26365ch/Zoom Scan (5x5x7)/Cube 0: Measurement grid:
dx=8mm, dy=8mm, dz=5mm
Reference Value = 5.093 V/m; Power Drift = -0.12 dB
Peak SAR (extrapolated) = 0.520 W/kg
SAR(1 g) = 0.322 W/kg; SAR(10 g) = 0.204 W/kg
Maximum value of SAR (measured) = 0.435 W/kg



Test Laboratory: HCT CO., LTD
EUT Type: Mobile Phone
Liquid Temperature: 19.4 °C
Ambient Temperature: 19.5 °C
Test Date: 09/15/2021
Plot No.: 11

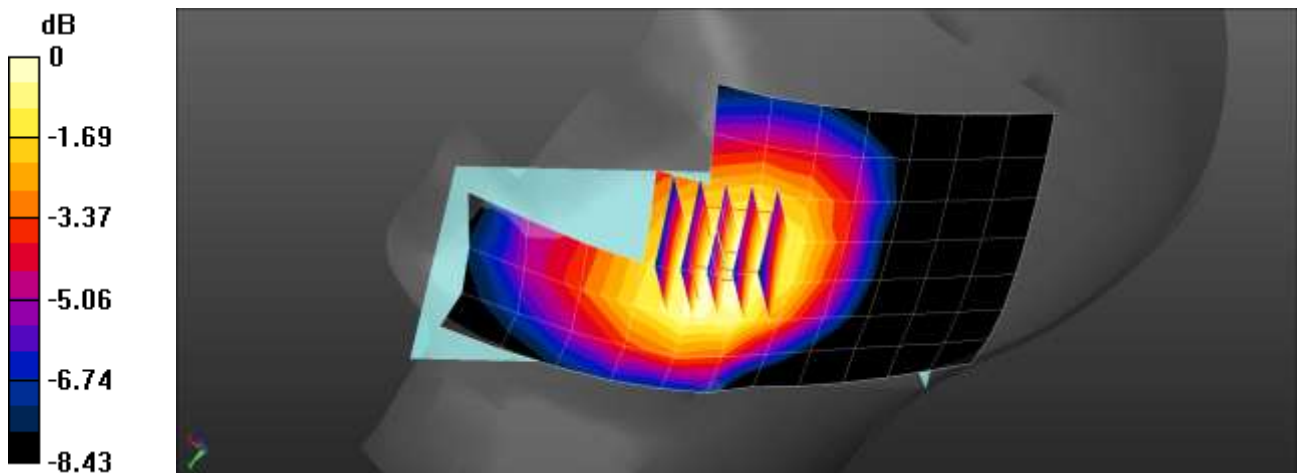
Communication System: UID 0, LTE Band 26 (0); Frequency: 831.5 MHz;Duty Cycle: 1:1
Medium parameters used (interpolated): $f = 831.5$ MHz; $\sigma = 0.908$ S/m; $\epsilon_r = 41.763$; $\rho = 1000$ kg/m³
Phantom section: Right Section

DASY5 Configuration:

- Probe: EX3DV4 - SN7654; ConvF(10.54, 10.54, 10.54) @ 831.5 MHz; Calibrated: 2021-05-21
- Sensor-Surface: 1.4mm (Mechanical Surface Detection)
- Electronics: DAE4 Sn1687; Calibrated: 2021-06-21
- Phantom: Twin-SAM V8.0 (Left)
- Measurement SW: DASY52, Version 52.10 (4)

LTE Band 26 Head Right Touch QPSK 15MHz 1RB 36offset 26865ch/Area Scan (8x14x1): Measurement grid:
dx=15mm, dy=15mm
Maximum value of SAR (measured) = 0.290 W/kg

LTE Band 26 Head Right Touch QPSK 15MHz 1RB 36offset 26865ch/Zoom Scan (5x5x7)/Cube 0: Measurement grid: dx=8mm, dy=8mm, dz=5mm
Reference Value = 3.658 V/m; Power Drift = 0.18 dB
Peak SAR (extrapolated) = 0.314 W/kg
SAR(1 g) = 0.244 W/kg; SAR(10 g) = 0.187 W/kg
Maximum value of SAR (measured) = 0.288 W/kg



0 dB = 0.288 W/kg = -5.41 dBW/kg

Test Laboratory: HCT CO., LTD
EUT Type: Mobile Phone
Liquid Temperature: 20.8 °C
Ambient Temperature: 20.9 °C
Test Date: 10/12/2021
Plot No.: 12

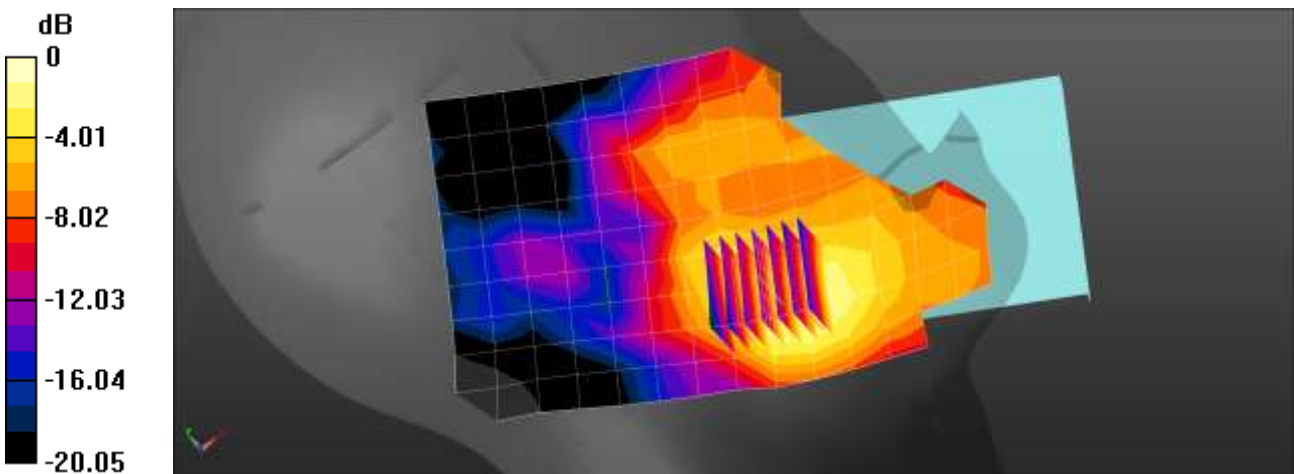
Communication System: UID 0, LTE Band 30 (0); Frequency: 2310 MHz;Duty Cycle: 1:1
Medium parameters used: $f = 2310$ MHz; $\sigma = 1.64$ S/m; $\epsilon_r = 41.072$; $\rho = 1000$ kg/m³
Phantom section: Left Section

DASY5 Configuration:

- Probe: EX3DV4 - SN7654; ConvF(8.8, 8.8, 8.8) @ 2310 MHz; Calibrated: 2021-05-21
- Sensor-Surface: 1.4mm (Mechanical Surface Detection)
- Electronics: DAE4 Sn1687; Calibrated: 2021-06-21
- Phantom: Twin-SAM V8.0 (Left)
- Measurement SW: DASY52, Version 52.10 (4)

LTE Band 30 Head Left Touch QPSK 10MHz 1RB 0offset 27710ch/Area Scan (10x18x1): Measurement grid:
dx=12mm, dy=12mm
Maximum value of SAR (measured) = 0.286 W/kg

LTE Band 30 Head Left Touch QPSK 10MHz 1RB 0offset 27710ch/Zoom Scan (7x7x7)/Cube 0: Measurement grid:
dx=5mm, dy=5mm, dz=5mm
Reference Value = 3.807 V/m; Power Drift = -0.12 dB
Peak SAR (extrapolated) = 0.375 W/kg
SAR(1 g) = 0.208 W/kg; SAR(10 g) = 0.118 W/kg
Maximum value of SAR (measured) = 0.309 W/kg



0 dB = 0.309 W/kg = -5.10 dBW/kg

Test Laboratory: HCT CO., LTD
 EUT Type: Mobile Phone
 Liquid Temperature: 20.4 °C
 Ambient Temperature: 20.5 °C
 Test Date: 10/01/2021
 Plot No.: 13

DUT: SM-A136U; Type: Bar;


Communication System: UID 0, LTE Band40 (0); Frequency: 2310 MHz;Duty Cycle: 1:1.58016
 Medium parameters used: $f = 2310 \text{ MHz}$; $\sigma = 1.647 \text{ S/m}$; $\epsilon_r = 41.039$; $\rho = 1000 \text{ kg/m}^3$
 Phantom section: Left Section

DASY5 Configuration:

- Probe: ES3DV3 - SN3076; ConvF(4.94, 4.94, 4.94) @ 2310 MHz; Calibrated: 2021-07-28
- Sensor-Surface: 3mm (Mechanical Surface Detection)
- Electronics: DAE4 Sn1417; Calibrated: 2021-02-22
- Phantom: SAM with CRP v5.0(Front)
- Measurement SW: DASY52, Version 52.10 (4)

LTE Band 40 Head Left Touch QPSK 10MHz 25RB 12offset 38750ch/Area Scan (9x17x1): Measurement grid:
 $dx=12\text{mm}$, $dy=12\text{mm}$
 Maximum value of SAR (measured) = 0.00863 W/kg

LTE Band 40 Head Left Touch QPSK 10MHz 25RB 12offset 38750ch/Zoom Scan (7x7x7)/Cube 0: Measurement grid: $dx=5\text{mm}$, $dy=5\text{mm}$, $dz=5\text{mm}$
 Reference Value = 0.7120 V/m; Power Drift = 0.19 dB
 Peak SAR (extrapolated) = 0.0150 W/kg
SAR(1 g) = 0.00697 W/kg; SAR(10 g) = 0.00385 W/kg
 Maximum value of SAR (measured) = 0.00870 W/kg



0 dB = 0.00870 W/kg = -20.60 dBW/kg

Test Laboratory: HCT CO., LTD
 EUT Type: Mobile Phone
 Liquid Temperature: 23.0 °C
 Ambient Temperature: 23.2 °C
 Test Date: 09/30/2021
 Plot No.: 14

DUT: SM-A136U; Type: Bar;

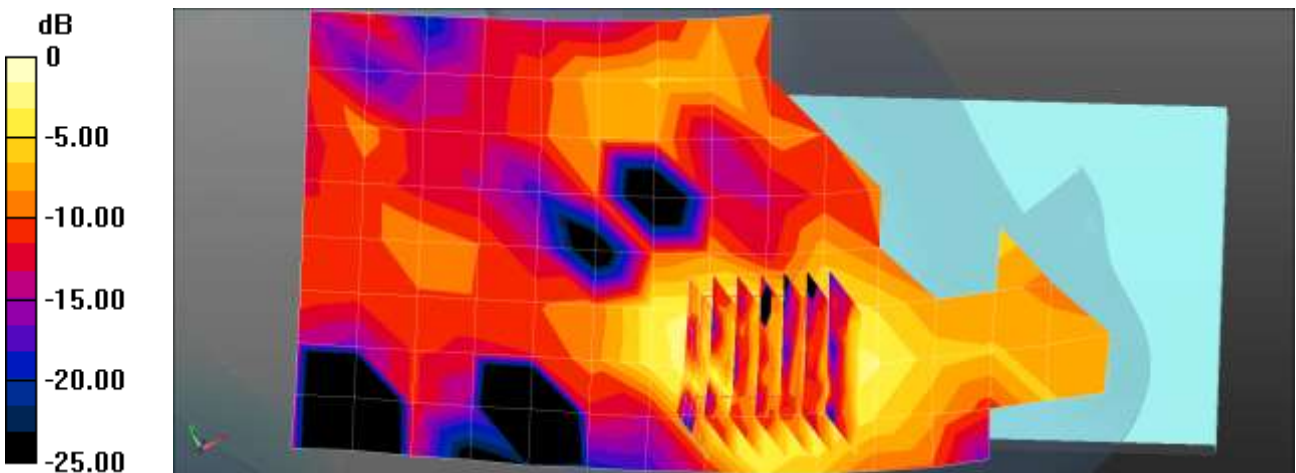
Communication System: UID 0, LTE Band40 (0); Frequency: 2355 MHz; Duty Cycle: 1:1.58016
 Medium parameters used (interpolated): $f = 2355$ MHz; $\sigma = 1.706$ S/m; $\epsilon_r = 40.945$; $\rho = 1000$ kg/m³
 Phantom section: Left Section

DASY5 Configuration:

- Probe: ES3DV3 - SN3076; ConvF(4.94, 4.94, 4.94) @ 2355 MHz; Calibrated: 2021-07-28
- Sensor-Surface: 3mm (Mechanical Surface Detection)
- Electronics: DAE4 Sn1417; Calibrated: 2021-02-22
- Phantom: SAM with CRP v5.0(Front)
- Measurement SW: DASY52, Version 52.10 (4)

LTE Band 40 Head Left Touch QPSK 10MHz 25RB 24offset 39200ch/Area Scan (9x17x1): Measurement grid:
 dx=12mm, dy=12mm
 Maximum value of SAR (measured) = 0.00736 W/kg

LTE Band 40 Head Left Touch QPSK 10MHz 25RB 24offset 39200ch/Zoom Scan (7x7x7)/Cube 0: Measurement grid: dx=5mm, dy=5mm, dz=5mm
 Reference Value = 0.2510 V/m; Power Drift = 0.09 dB
 Peak SAR (extrapolated) = 0.0130 W/kg
SAR(1 g) = 0.00628 W/kg; SAR(10 g) = 0.00334 W/kg
 Maximum value of SAR (measured) = 0.00794 W/kg



0 dB = 0.00794 W/kg = -21.00 dBW/kg

Test Laboratory: HCT CO., LTD
 EUT Type: Mobile Phone
 Liquid Temperature: 21.2 °C
 Ambient Temperature: 21.2 °C
 Test Date: 10/07/2021
 Plot No.: 15

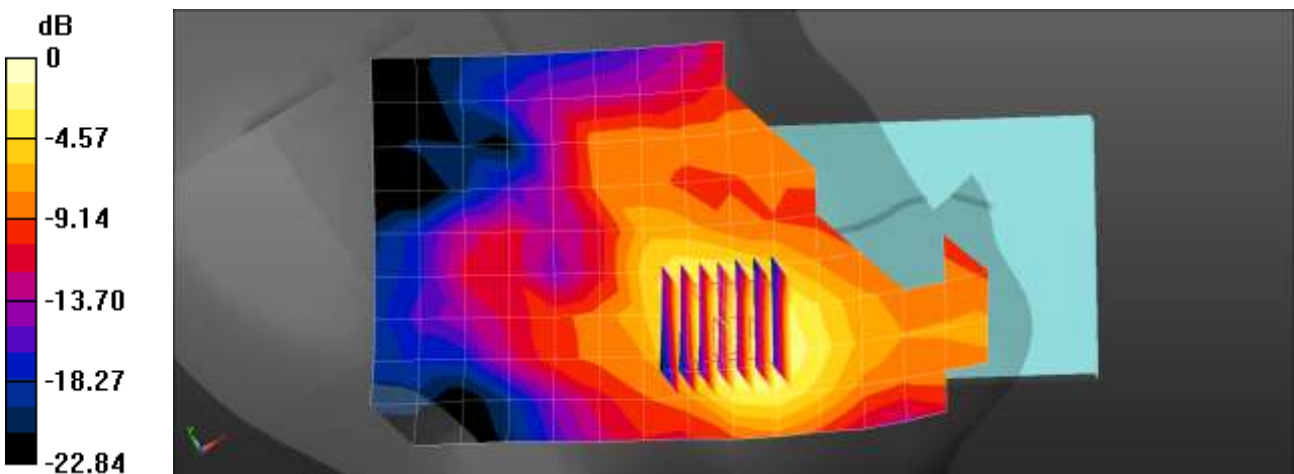
Communication System: UID 0, LTE Band 41 (FCC) (0); Frequency: 2549.5 MHz; Duty Cycle: 1:2.31047
 Medium parameters used: $f = 2550$ MHz; $\sigma = 1.955$ S/m; $\epsilon_r = 40.69$; $\rho = 1000$ kg/m³
 Phantom section: Left Section

DASY5 Configuration:

- Probe: EX3DV4 - SN7654; ConvF(8.28, 8.28, 8.28) @ 2549.5 MHz; Calibrated: 2021-05-21
- Sensor-Surface: 1.4mm (Mechanical Surface Detection)
- Electronics: DAE4 Sn1687; Calibrated: 2021-06-21
- Phantom: Twin-SAM V8.0 (Left)
- Measurement SW: DASY52, Version 52.10 (4)

LTE Band 41 Head Left Touch QPSK 20MHz 1RB 0offset 40185ch/Area Scan (10x18x1): Measurement grid:
 dx=12mm, dy=12mm
 Maximum value of SAR (measured) = 0.455 W/kg

LTE Band 41 Head Left Touch QPSK 20MHz 1RB 0offset 40185ch/Zoom Scan (7x7x7)/Cube 0: Measurement grid:
 dx=5mm, dy=5mm, dz=5mm
 Reference Value = 5.213 V/m; Power Drift = -0.15 dB
 Peak SAR (extrapolated) = 0.513 W/kg
SAR(1 g) = 0.282 W/kg; SAR(10 g) = 0.149 W/kg
 Maximum value of SAR (measured) = 0.427 W/kg



0 dB = 0.427 W/kg = -3.70 dBW/kg

Test Laboratory: HCT CO., LTD
 EUT Type: Mobile Phone
 Liquid Temperature: 19.4 °C
 Ambient Temperature: 19.5 °C
 Test Date: 09/27/2021
 Plot No.: 16

DUT: SM-A136U; Type: Bar;


Communication System: UID 0, LTE 48 (0); Frequency: 3560 MHz; Duty Cycle: 1:1.58016
 Medium parameters used: $f = 3560 \text{ MHz}$; $\sigma = 3 \text{ S/m}$; $\epsilon_r = 38.81$; $\rho = 1000 \text{ kg/m}^3$
 Phantom section: Right Section

DASY5 Configuration:

- Probe: EX3DV4 - SN7370; ConvF(6.8, 6.8, 6.8) @ 3560 MHz; Calibrated: 2021-08-26
- Sensor-Surface: 1.4mm (Mechanical Surface Detection)
- Electronics: DAE4 Sn1686; Calibrated: 2021-06-21
- Phantom: SAM with CRP v5.0(Right)
- Measurement SW: DASY52, Version 52.10 (4)

LTE Band 48 Head Right Touch QPSK 20MHz 1RB 0offset 55340ch/Area Scan (11x20x1): Measurement grid:
 $dx=10\text{mm}$, $dy=10\text{mm}$
 Maximum value of SAR (measured) = 0.764 W/kg

LTE Band 48 Head Right Touch QPSK 20MHz 1RB 0offset 55340ch/Zoom Scan (7x7x8)/Cube 0: Measurement grid:
 $dx=5\text{mm}$, $dy=5\text{mm}$, $dz=4\text{mm}$
 Reference Value = 7.985 V/m; Power Drift = -0.11 dB
 Peak SAR (extrapolated) = 1.04 W/kg
SAR(1 g) = 0.411 W/kg; SAR(10 g) = 0.172 W/kg
 Maximum value of SAR (measured) = 0.748 W/kg



0 dB = 0.764 W/kg = -1.17 dBW/kg

Test Laboratory: HCT CO., LTD
EUT Type: Mobile Phone
Liquid Temperature: 22.4 °C
Ambient Temperature: 22.4 °C
Test Date: 10/08/2021
Plot No.: 17

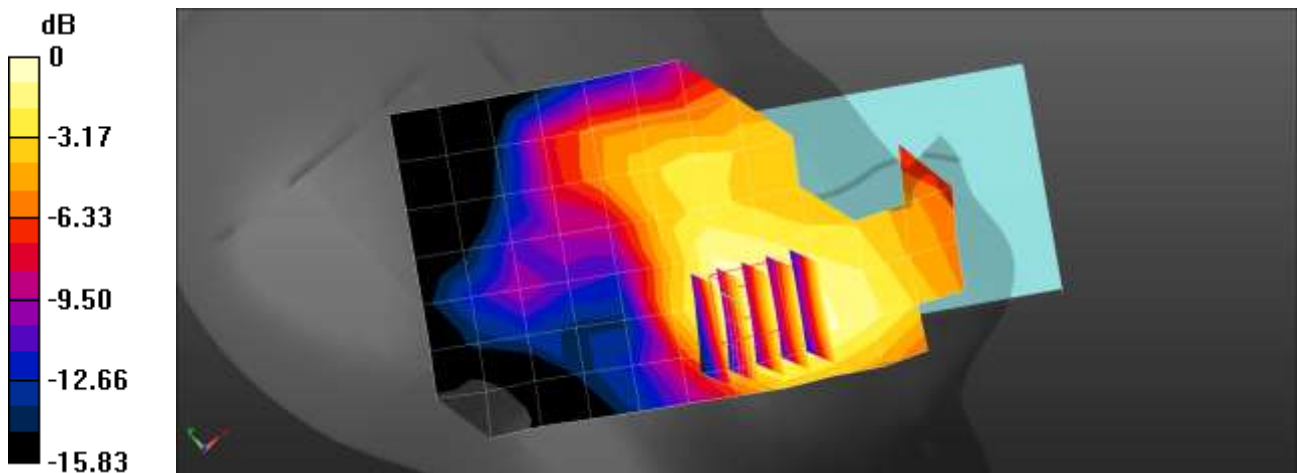
Communication System: UID 0, LTE 66 (0); Frequency: 1770 MHz;Duty Cycle: 1:1
Medium parameters used: $f = 1770$ MHz; $\sigma = 1.344$ S/m; $\epsilon_r = 40.034$; $\rho = 1000$ kg/m³
Phantom section: Left Section

DASY5 Configuration:

- Probe: EX3DV4 - SN7654; ConvF(9.4, 9.4, 9.4) @ 1770 MHz; Calibrated: 2021-05-21
- Sensor-Surface: 1.4mm (Mechanical Surface Detection)
- Electronics: DAE4 Sn1687; Calibrated: 2021-06-21
- Phantom: Twin-SAM V8.0 (Left)
- Measurement SW: DASY52, Version 52.10 (4)

LTE Band 66 Head Left Touch QPSK 20MHz 1RB 49offset 132572ch/Area Scan (8x14x1): Measurement grid:
dx=15mm, dy=15mm
Maximum value of SAR (measured) = 0.191 W/kg

LTE Band 66 Head Left Touch QPSK 20MHz 1RB 49offset 132572ch/Zoom Scan (5x5x7)/Cube 0: Measurement grid: dx=8mm, dy=8mm, dz=5mm
Reference Value = 4.573 V/m; Power Drift = -0.17 dB
Peak SAR (extrapolated) = 0.230 W/kg
SAR(1 g) = 0.146 W/kg; SAR(10 g) = 0.095 W/kg
Maximum value of SAR (measured) = 0.197 W/kg



0 dB = 0.197 W/kg = -7.06 dBW/kg

Test Laboratory: HCT CO., LTD
 EUT Type: Mobile Phone
 Liquid Temperature: 20.0 °C
 Ambient Temperature: 20.1 °C
 Test Date: 09/27/2021
 Plot No.: 18

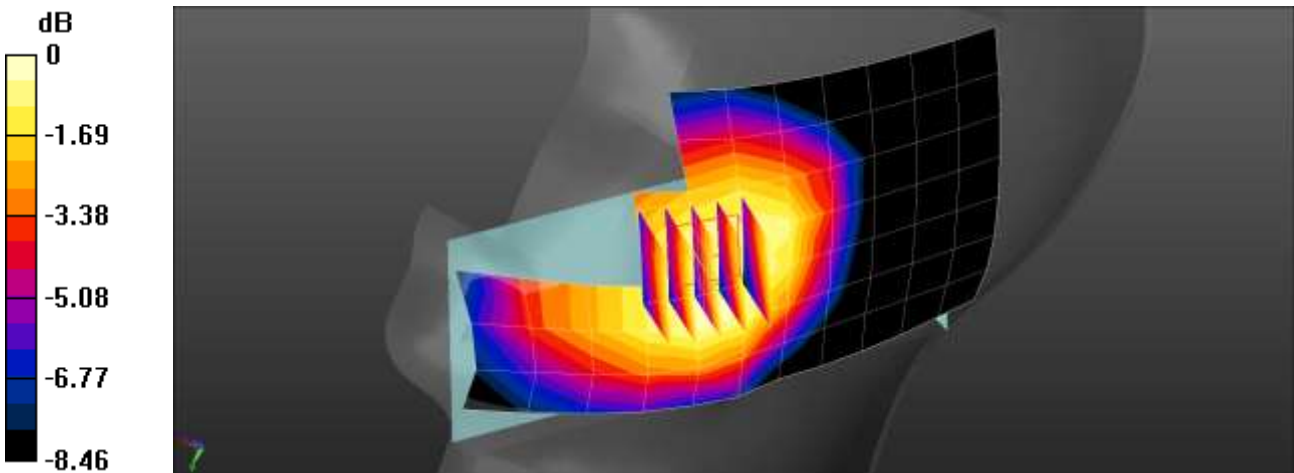
Communication System: UID 0, LTE Band 71 (0); Frequency: 680.5 MHz; Duty Cycle: 1:1
 Medium parameters used (extrapolated): $f = 680.5 \text{ MHz}$; $\sigma = 0.869 \text{ S/m}$; $\epsilon_r = 43.443$; $\rho = 1000 \text{ kg/m}^3$
 Phantom section: Right Section

DASY5 Configuration:

- Probe: EX3DV4 - SN7654; ConvF(10.79, 10.79, 10.79) @ 680.5 MHz; Calibrated: 2021-05-21
- Sensor-Surface: 1.4mm (Mechanical Surface Detection)
- Electronics: DAE4 Sn1687; Calibrated: 2021-06-21
- Phantom: Twin-SAM V8.0 (Left)
- Measurement SW: DASY52, Version 52.10 (4)

LTE Band 71 Head Right Touch QPSK 20MHz 1RB 0offset 133297ch/Area Scan (8x14x1): Measurement grid:
 $dx=15\text{mm}$, $dy=15\text{mm}$
 Maximum value of SAR (measured) = 0.212 W/kg

LTE Band 71 Head Right Touch QPSK 20MHz 1RB 0offset 133297ch/Zoom Scan (5x5x7)/Cube 0: Measurement grid: $dx=8\text{mm}$, $dy=8\text{mm}$, $dz=5\text{mm}$
 Reference Value = 2.994 V/m; Power Drift = 0.14 dB
 Peak SAR (extrapolated) = 0.232 W/kg
SAR(1 g) = 0.186 W/kg; SAR(10 g) = 0.147 W/kg
 Maximum value of SAR (measured) = 0.216 W/kg



0 dB = 0.216 W/kg = -6.66 dBW/kg

Test Laboratory: HCT CO., LTD
 EUT Type: Mobile Phone
 Liquid Temperature: 20.4 °C
 Ambient Temperature: 20.5 °C
 Test Date: 09/17/2021
 Plot No.: 19

DUT: SM-A136U; Type: Bar;

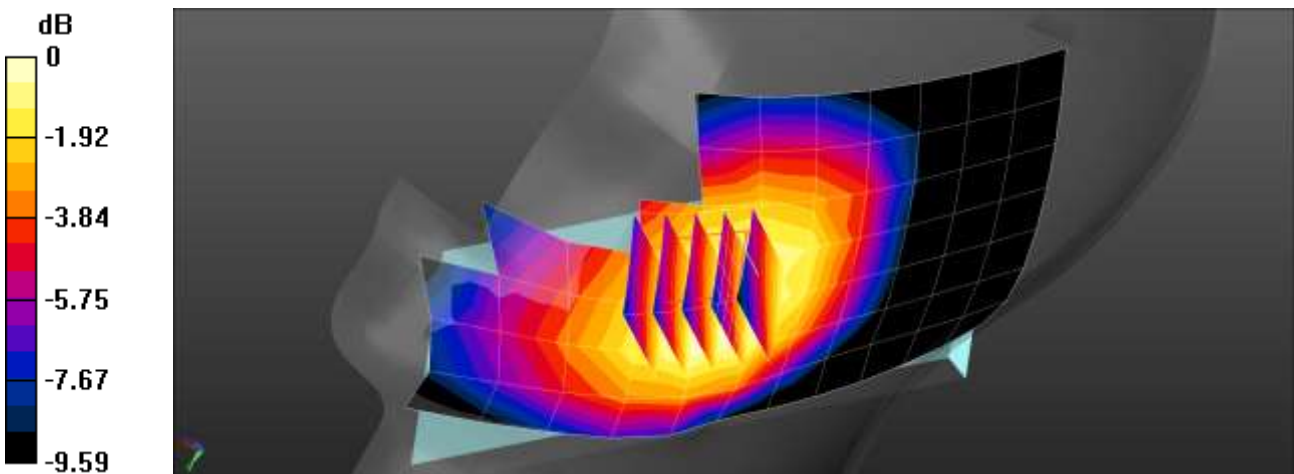
Communication System: UID 0, NR Band n5 (0); Frequency: 836.5 MHz;Duty Cycle: 1:1
 Medium parameters used (interpolated): $f = 836.5 \text{ MHz}$; $\sigma = 0.904 \text{ S/m}$; $\epsilon_r = 42.971$; $\rho = 1000 \text{ kg/m}^3$
 Phantom section: Right Section

DASY5 Configuration:

- Probe: EX3DV4 - SN3903; ConvF(9.75, 9.75, 9.75) @ 836.5 MHz; Calibrated: 2021-03-24
- Sensor-Surface: 1.4mm (Mechanical Surface Detection)
- Electronics: DAE4 Sn1422; Calibrated: 2021-05-19
- Phantom: Twin-SAM V8.0 (30deg probe tilt)
- Measurement SW: DASY52, Version 52.10 (4)

NR Band n5 Head Right Touch DFT-s QPSK 20MHz 1RB 53offset 167300ch/Area Scan (8x14x1): Measurement grid: $dx=15\text{mm}$, $dy=15\text{mm}$
 Maximum value of SAR (measured) = 0.297 W/kg

NR Band n5 Head Right Touch DFT-s QPSK 20MHz 1RB 53offset 167300ch/Zoom Scan (5x5x7)/Cube 0: Measurement grid: $dx=8\text{mm}$, $dy=8\text{mm}$, $dz=5\text{mm}$
 Reference Value = 3.795 V/m; Power Drift = -0.15 dB
 Peak SAR (extrapolated) = 0.333 W/kg
SAR(1 g) = 0.258 W/kg; SAR(10 g) = 0.198 W/kg
 Maximum value of SAR (measured) = 0.308 W/kg



0 dB = 0.308 W/kg = -5.11 dBW/kg

Test Laboratory: HCT CO., LTD
 EUT Type: Mobile Phone
 Liquid Temperature: 22.4 °C
 Ambient Temperature: 22.5 °C
 Test Date: 10/12/2021
 Plot No.: 20

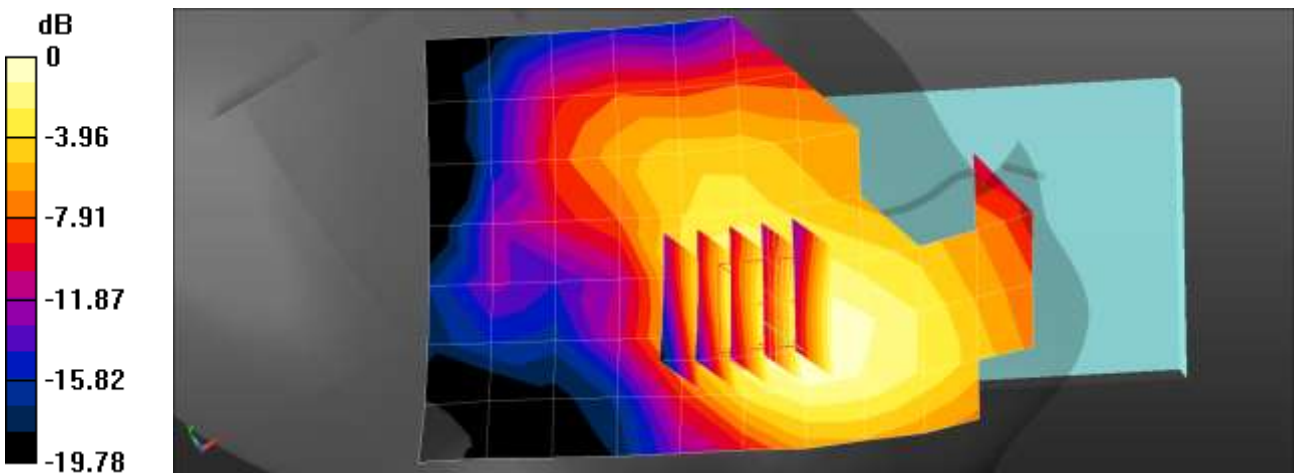
Communication System: UID 0, n25 (0); Frequency: 1882.5 MHz;Duty Cycle: 1:1
 Medium parameters used (interpolated): $f = 1882.5 \text{ MHz}$; $\sigma = 1.43 \text{ S/m}$; $\epsilon_r = 40.881$; $\rho = 1000 \text{ kg/m}^3$
 Phantom section: Left Section

DASY5 Configuration:

- Probe: EX3DV4 - SN7654; ConvF(9.15, 9.15, 9.15) @ 1882.5 MHz; Calibrated: 2021-05-21
- Sensor-Surface: 1.4mm (Mechanical Surface Detection)
- Electronics: DAE4 Sn1687; Calibrated: 2021-06-21
- Phantom: Twin-SAM V8.0 (Left)
- Measurement SW: DASY52, Version 52.10 (4)

NR Band n25 Head Left Touch DFT-s QPSK 20MHz 1RB 53offset 376500ch/Area Scan (8x13x1): Measurement grid: dx=15mm, dy=15mm
 Maximum value of SAR (measured) = 0.393 W/kg

NR Band n25 Head Left Touch DFT-s QPSK 20MHz 1RB 53offset 376500ch/Zoom Scan (5x5x7)/Cube 0: Measurement grid: dx=8mm, dy=8mm, dz=5mm
 Reference Value = 4.392 V/m; Power Drift = 0.10 dB
 Peak SAR (extrapolated) = 0.472 W/kg
SAR(1 g) = 0.297 W/kg; SAR(10 g) = 0.191 W/kg
 Maximum value of SAR (measured) = 0.399 W/kg



0 dB = 0.399 W/kg = -3.99 dBW/kg

Test Laboratory: HCT CO., LTD
 EUT Type: Mobile Phone
 Liquid Temperature: 20.5 °C
 Ambient Temperature: 20.7 °C
 Test Date: 09/27/2021
 Plot No.: 21

DUT: SM-A136U; Type: Bar;

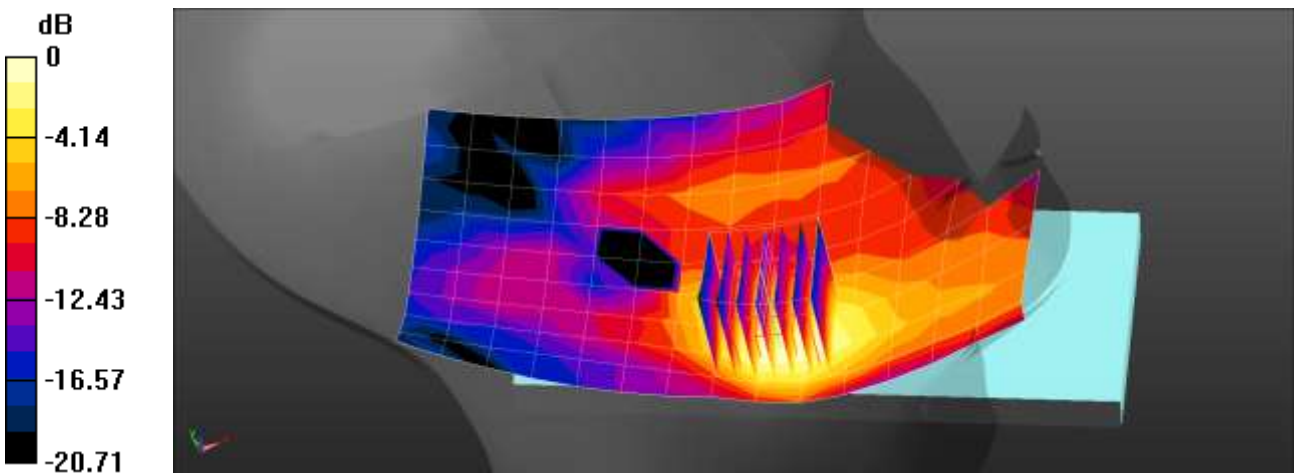
Communication System: UID 0, NR n41 (0); Frequency: 2592.99 MHz; Duty Cycle: 1:1
 Medium parameters used (interpolated): $f = 2592.99$ MHz; $\sigma = 1.95$ S/m; $\epsilon_r = 37.904$; $\rho = 1000$ kg/m³
 Phantom section: Left Section

DASY5 Configuration:

- Probe: EX3DV4 - SN3903; ConvF(7.6, 7.6, 7.6) @ 2592.99 MHz; Calibrated: 2021-03-24
- Sensor-Surface: 1.4mm (Mechanical Surface Detection)
- Electronics: DAE4 Sn1422; Calibrated: 2021-05-19
- Phantom: Twin-SAM V8.0 (30deg probe tilt)
- Measurement SW: DASY52, Version 52.10 (4)

NR Band n41 Head Left Touch DFT-s QPSK 100MHz 1RB 137offset 518598ch/Area Scan (10x18x1): Measurement grid: dx=12mm, dy=12mm
 Maximum value of SAR (measured) = 0.181 W/kg

NR Band n41 Head Left Touch DFT-s QPSK 100MHz 1RB 137offset 518598ch/Zoom Scan (7x7x7)/Cube 0:
 Measurement grid: dx=5mm, dy=5mm, dz=5mm
 Reference Value = 3.217 V/m; Power Drift = -0.12 dB
 Peak SAR (extrapolated) = 0.228 W/kg
SAR(1 g) = 0.125 W/kg; SAR(10 g) = 0.066 W/kg
 Maximum value of SAR (measured) = 0.190 W/kg



0 dB = 0.190 W/kg = -7.21 dBW/kg

Test Laboratory: HCT CO., LTD
 EUT Type: Mobile Phone
 Liquid Temperature: 20.8 °C
 Ambient Temperature: 20.9 °C
 Test Date: 09/24/2021
 Plot No.: 22

DUT: SM-A136U; Type: Bar;

Communication System: UID 0, NR n41 (0); Frequency: 2592.99 MHz; Duty Cycle: 1:1
 Medium parameters used (interpolated): $f = 2592.99$ MHz; $\sigma = 2.022$ S/m; $\epsilon_r = 39.685$; $\rho = 1000$ kg/m³
 Phantom section: Left Section

DASY5 Configuration:

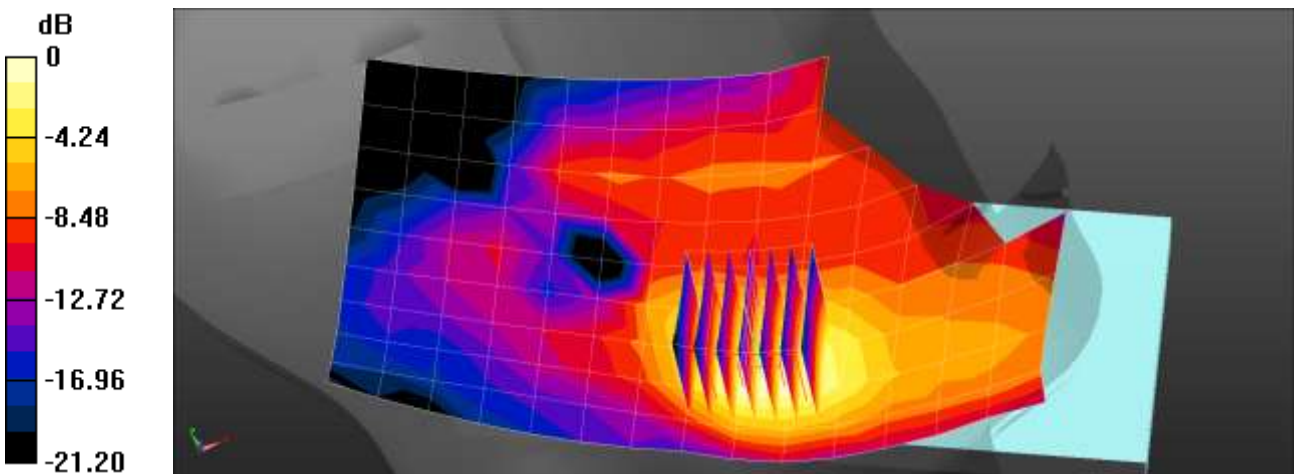
- Probe: EX3DV4 - SN3903; ConvF(7.6, 7.6, 7.6) @ 2592.99 MHz; Calibrated: 2021-03-24
- Sensor-Surface: 1.4mm (Mechanical Surface Detection)
- Electronics: DAE4 Sn1422; Calibrated: 2021-05-19
- Phantom: Twin-SAM V8.0 (30deg probe tilt)
- Measurement SW: DASY52, Version 52.10 (4)

NR Band n41 Head Left Touch DFT-s QPSK 100MHz 135RB 69offset 518598ch/Area Scan (10x18x1):

Measurement grid: dx=12mm, dy=12mm
 Maximum value of SAR (measured) = 0.296 W/kg

NR Band n41 Head Left Touch DFT-s QPSK 100MHz 135RB 69offset 518598ch/Zoom Scan (7x7x7)/Cube 0:

Measurement grid: dx=5mm, dy=5mm, dz=5mm
 Reference Value = 4.062 V/m; Power Drift = -0.10 dB
 Peak SAR (extrapolated) = 0.425 W/kg
SAR(1 g) = 0.230 W/kg; SAR(10 g) = 0.120 W/kg
 Maximum value of SAR (measured) = 0.351 W/kg



0 dB = 0.351 W/kg = -4.55 dBW/kg

Test Laboratory: HCT CO., LTD
EUT Type: Mobile Phone
Liquid Temperature: 20.4 °C
Ambient Temperature: 20.5 °C
Test Date: 09/18/2021
Plot No.: 23

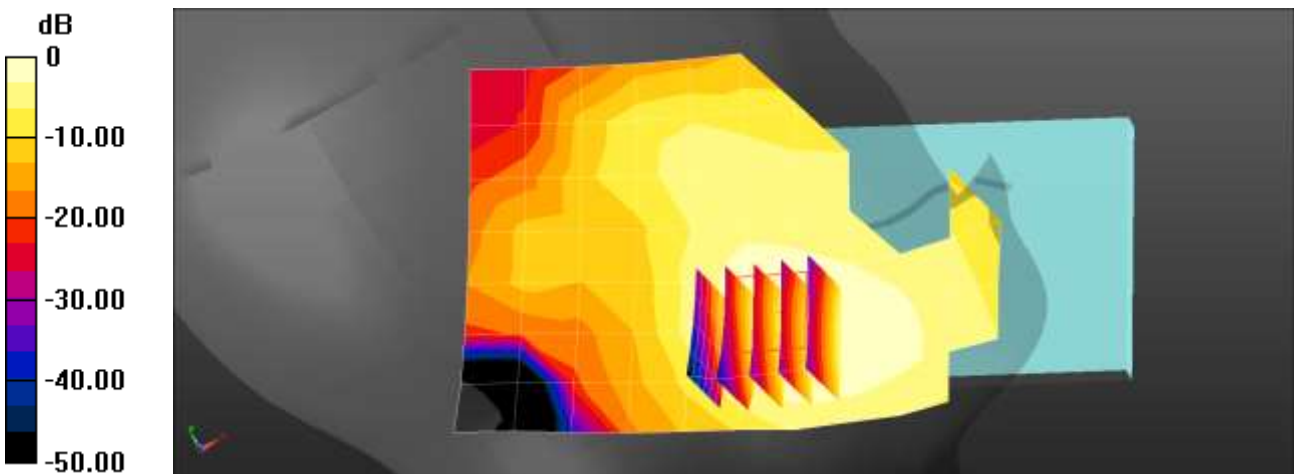
Communication System: UID 0, n66 (0); Frequency: 1745 MHz;Duty Cycle: 1:1
Medium parameters used (interpolated): $f = 1745$ MHz; $\sigma = 1.327$ S/m; $\epsilon_r = 40.182$; $\rho = 1000$ kg/m³
Phantom section: Left Section

DASY5 Configuration:

- Probe: EX3DV4 - SN7654; ConvF(9.4, 9.4, 9.4) @ 1745 MHz; Calibrated: 2021-05-21
- Sensor-Surface: 1.4mm (Mechanical Surface Detection)
- Electronics: DAE4 Sn1687; Calibrated: 2021-06-21
- Phantom: Twin-SAM V8.0 (Left)
- Measurement SW: DASY52, Version 52.10 (4)

NR Band n66 Head Left Touch DFT-s QPSK 40MHz 108RB 54offset 349000ch/Area Scan (8x13x1): Measurement grid: dx=15mm, dy=15mm
Maximum value of SAR (measured) = 0.237 W/kg

NR Band n66 Head Left Touch DFT-s QPSK 40MHz 108RB 54offset 349000ch/Zoom Scan (5x5x7)/Cube 0: Measurement grid: dx=8mm, dy=8mm, dz=5mm
Reference Value = 4.227 V/m; Power Drift = 0.12 dB
Peak SAR (extrapolated) = 0.291 W/kg
SAR(1 g) = 0.182 W/kg; SAR(10 g) = 0.117 W/kg
Maximum value of SAR (measured) = 0.243 W/kg



0 dB = 0.237 W/kg = -6.26 dBW/kg

Test Laboratory: HCT CO., LTD
 EUT Type: Mobile Phone
 Liquid Temperature: 20.6 °C
 Ambient Temperature: 20.6 °C
 Test Date: 09/16/2021
 Plot No.: 24

DUT: SM-A136U; Type: Bar;

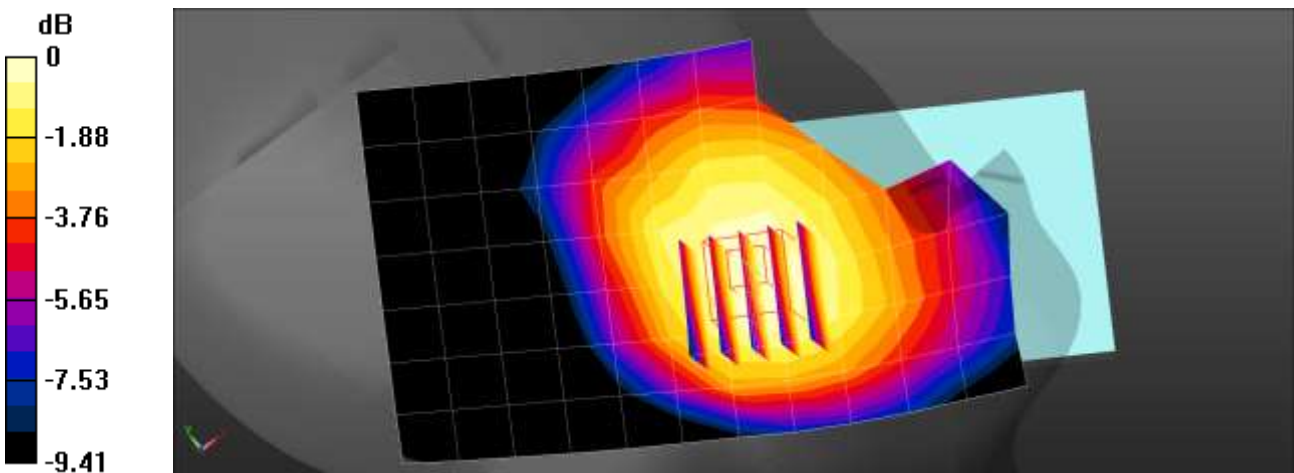
Communication System: UID 0, NR Band n71; Frequency: 680.5 MHz; Duty Cycle: 1:1
 Medium parameters used (extrapolated): $f = 680.5 \text{ MHz}$; $\sigma = 0.84 \text{ S/m}$; $\epsilon_r = 43.54$; $\rho = 1000 \text{ kg/m}^3$
 Phantom section: Left Section

DASY5 Configuration:

- Probe: EX3DV4 - SN3903; ConvF(9.95, 9.95, 9.95) @ 680.5 MHz; Calibrated: 2021-03-24
- Sensor-Surface: 1.4mm (Mechanical Surface Detection)
- Electronics: DAE4 Sn1422; Calibrated: 2021-05-19
- Phantom: Twin-SAM V8.0 (30deg probe tilt)
- Measurement SW: DASY52, Version 52.10 (4)

NR Band n71 Head Left Touch DFT-s QPSK 20MHz 1RB 104offset 136100ch/Area Scan (8x14x1): Measurement grid: $dx=15\text{mm}$, $dy=15\text{mm}$
 Maximum value of SAR (measured) = 0.156 W/kg

NR Band n71 Head Left Touch DFT-s QPSK 20MHz 1RB 104offset 136100ch/Zoom Scan (5x5x7)/Cube 0: Measurement grid: $dx=8\text{mm}$, $dy=8\text{mm}$, $dz=5\text{mm}$
 Reference Value = 3.589 V/m; Power Drift = 0.16 dB
 Peak SAR (extrapolated) = 0.170 W/kg
SAR(1 g) = 0.141 W/kg; SAR(10 g) = 0.111 W/kg
 Maximum value of SAR (measured) = 0.160 W/kg



0 dB = 0.160 W/kg = -7.96 dBW/kg

Test Laboratory: HCT CO., LTD
 EUT Type: Mobile Phone
 Liquid Temperature: 22.6 °C
 Ambient Temperature: 22.7 °C
 Test Date: 10/01/2021
 Plot No.: 25

DUT: SM-A136U; Type: Bar;

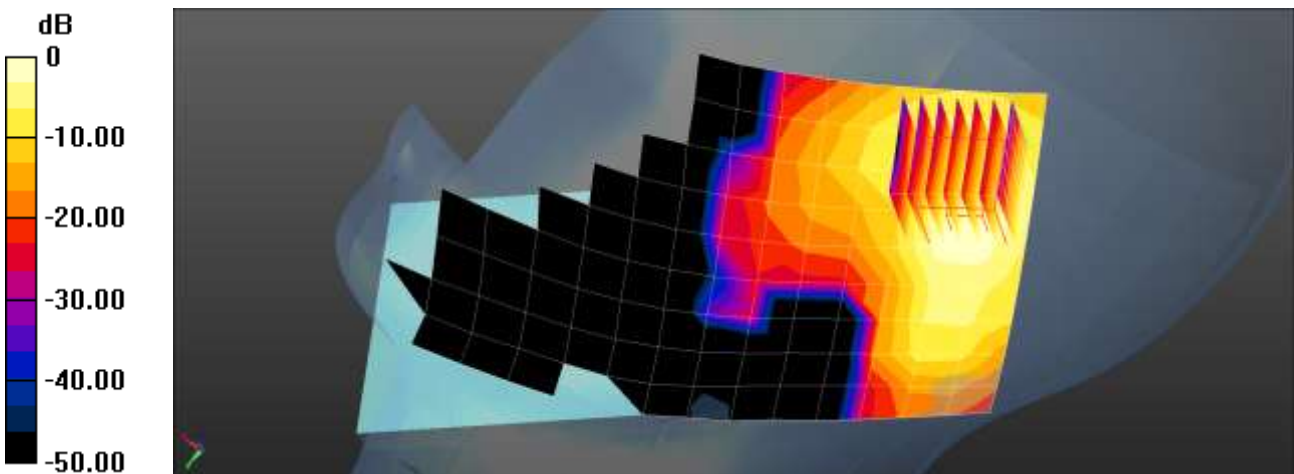
Communication System: UID 0, NR Band 77 (0); Frequency: 3750 MHz; Duty Cycle: 1:1
 Medium parameters used: $f = 3750 \text{ MHz}$; $\sigma = 3.17 \text{ S/m}$; $\epsilon_r = 37.884$; $\rho = 1000 \text{ kg/m}^3$
 Phantom section: Right Section

DASY5 Configuration:

- Probe: EX3DV4 - SN7622; ConvF(7.15, 7.15, 7.15) @ 3750 MHz; Calibrated: 2020-11-06
- Sensor-Surface: 1.4mm (Mechanical Surface Detection)
- Electronics: DAE4 Sn504; Calibrated: 2021-02-19
- Phantom: SAM with CRP v5.0
- Measurement SW: DASY52, Version 52.10 (4)

NR Band n77 Head Right Tilt DFT-s QPSK 100MHz 1RB 137offset 65000ch/Area Scan (10x17x1): Measurement grid: $dx=12\text{mm}$, $dy=12\text{mm}$
 Maximum value of SAR (measured) = 0.680 W/kg

NR Band n77 Head Right Tilt DFT-s QPSK 100MHz 1RB 137offset 65000ch/Zoom Scan (7x7x8)/Cube 0: Measurement grid: $dx=5\text{mm}$, $dy=5\text{mm}$, $dz=4\text{mm}$
 Reference Value = 8.686 V/m; Power Drift = -0.07 dB
 Peak SAR (extrapolated) = 1.20 W/kg
SAR(1 g) = 0.461 W/kg; SAR(10 g) = 0.190 W/kg
 Maximum value of SAR (measured) = 0.866 W/kg



0 dB = 0.680 W/kg = -1.67 dBW/kg

Test Laboratory: HCT CO., LTD
EUT Type: Mobile Phone
Liquid Temperature: 24.6 °C
Ambient Temperature: 24.6 °C
Test Date: 10/13/2021
Plot No.: 26

Communication System: UID 0, NR n77 Duty100% (0); Frequency: 3930 MHz;Duty Cycle: 1:1
Medium parameters used: $f = 3930$ MHz; $\sigma = 3.293$ S/m; $\epsilon_r = 37.674$; $\rho = 1000$ kg/m³
Phantom section: Right Section

DASY5 Configuration:

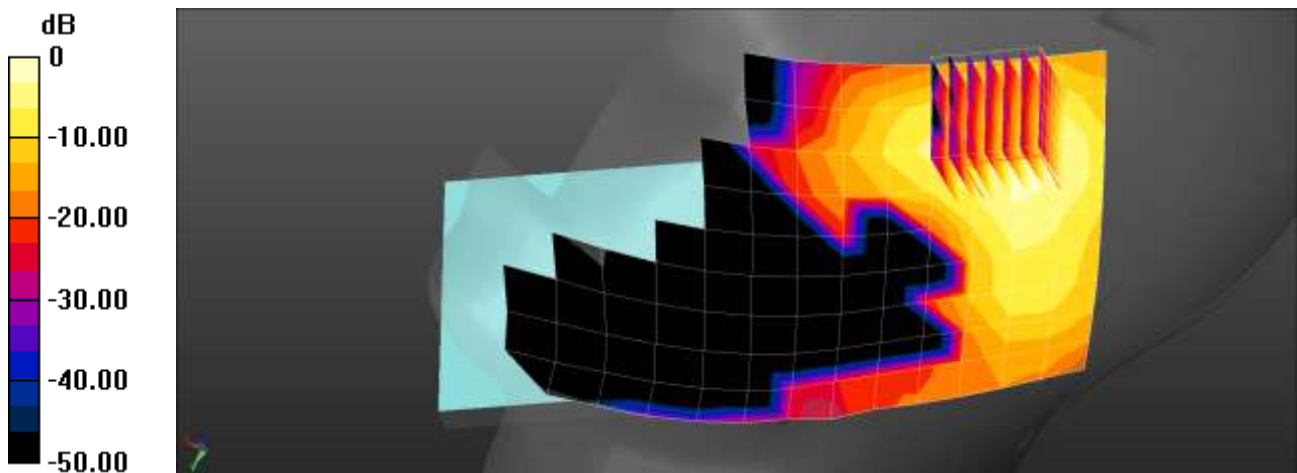
- Probe: EX3DV4 - SN7654; ConvF(7.16, 7.16, 7.16) @ 3930 MHz; Calibrated: 2021-05-21
- Sensor-Surface: 1.4mm (Mechanical Surface Detection)
- Electronics: DAE4 Sn1687; Calibrated: 2021-06-21
- Phantom: Twin-SAM V8.0 (Left)
- Measurement SW: DASY52, Version 52.10 (4)

NR Band n77 Head Right Touch DFT-s QPSK 100MHz 135RB 69offset 662000ch/Area Scan (10x17x1):

Measurement grid: dx=12mm, dy=12mm
Maximum value of SAR (measured) = 1.93 W/kg

NR Band n77 Head Right Touch DFT-s QPSK 100MHz 135RB 69offset 662000ch/Zoom Scan (7x7x8)/Cube 0:

Measurement grid: dx=5mm, dy=5mm, dz=4mm
Reference Value = 14.08 V/m; Power Drift = 0.15 dB
Peak SAR (extrapolated) = 2.72 W/kg
SAR(1 g) = 1.05 W/kg; SAR(10 g) = 0.433 W/kg
Maximum value of SAR (measured) = 2.00 W/kg



0 dB = 1.93 W/kg = 2.85 dBW/kg

Test Laboratory: HCT CO., LTD
 EUT Type: Mobile Phone
 Liquid Temperature: 19.0 °C
 Ambient Temperature: 19.1 °C
 Test Date: 09/14/2021
 Plot No.: 27

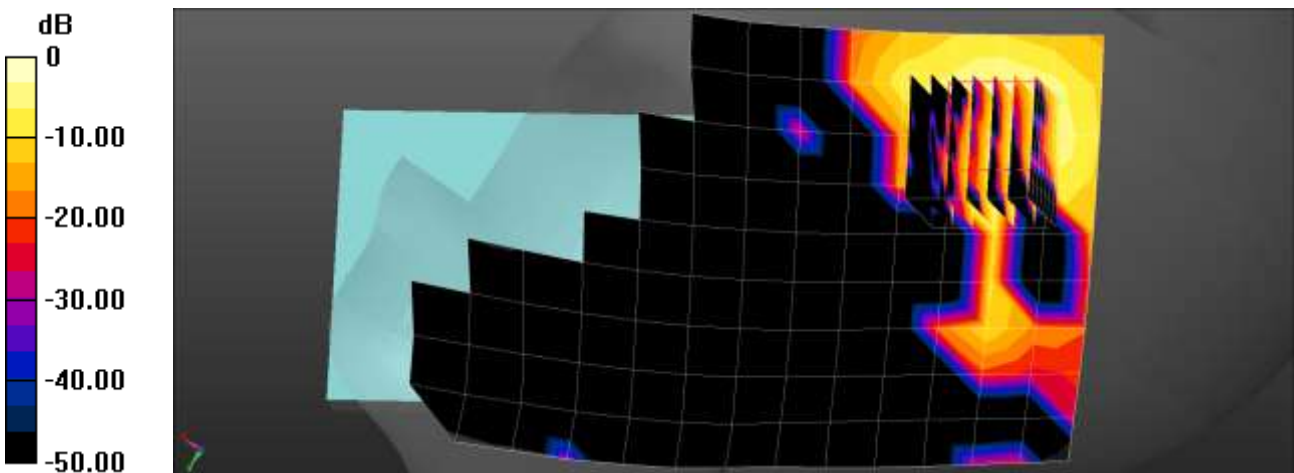
Communication System: UID 0, NR n77 Duty100% (0); Frequency: 3500.01 MHz;Duty Cycle: 1:1
 Medium parameters used (interpolated): $f = 3500.01$ MHz; $\sigma = 2.937$ S/m; $\epsilon_r = 38.987$; $\rho = 1000$ kg/m³
 Phantom section: Right Section

DASY5 Configuration:

- Probe: EX3DV4 - SN7654; ConvF(7.7, 7.7, 7.7) @ 3500.01 MHz; Calibrated: 2021-05-21
- Sensor-Surface: 1.4mm (Mechanical Surface Detection)
- Electronics: DAE4 Sn1687; Calibrated: 2021-06-21
- Phantom: Twin-SAM V8.0 (Left)
- Measurement SW: DASY52, Version 52.10 (4)

NR Band n77 Head Right Tilt DFT-s QPSK 100MHz 135RB 69offset 633334ch/Area Scan (10x17x1): Measurement grid: dx=12mm, dy=12mm
 Maximum value of SAR (measured) = 0.226 W/kg

NR Band n77 Head Right Tilt DFT-s QPSK 100MHz 135RB 69offset 633334ch/Zoom Scan (7x7x8)/Cube 0: Measurement grid: dx=5mm, dy=5mm, dz=4mm
 Reference Value = 2.659 V/m; Power Drift = -0.11 dB
 Peak SAR (extrapolated) = 0.329 W/kg
SAR(1 g) = 0.120 W/kg; SAR(10 g) = 0.042 W/kg
 Maximum value of SAR (measured) = 0.224 W/kg



0 dB = 0.226 W/kg = -6.46 dBW/kg

Test Laboratory: HCT CO., LTD
 EUT Type: Mobile Phone
 Liquid Temperature: 19.4 °C
 Ambient Temperature: 19.5 °C
 Test Date: 09/13/2021
 Plot No.: 28

Communication System: UID 0, NR n77 Duty100% (0); Frequency: 3500.01 MHz; Duty Cycle: 1:1
 Medium parameters used (interpolated): $f = 3500.01$ MHz; $\sigma = 2.928$ S/m; $\epsilon_r = 38.862$; $\rho = 1000$ kg/m³
 Phantom section: Right Section

DASY5 Configuration:

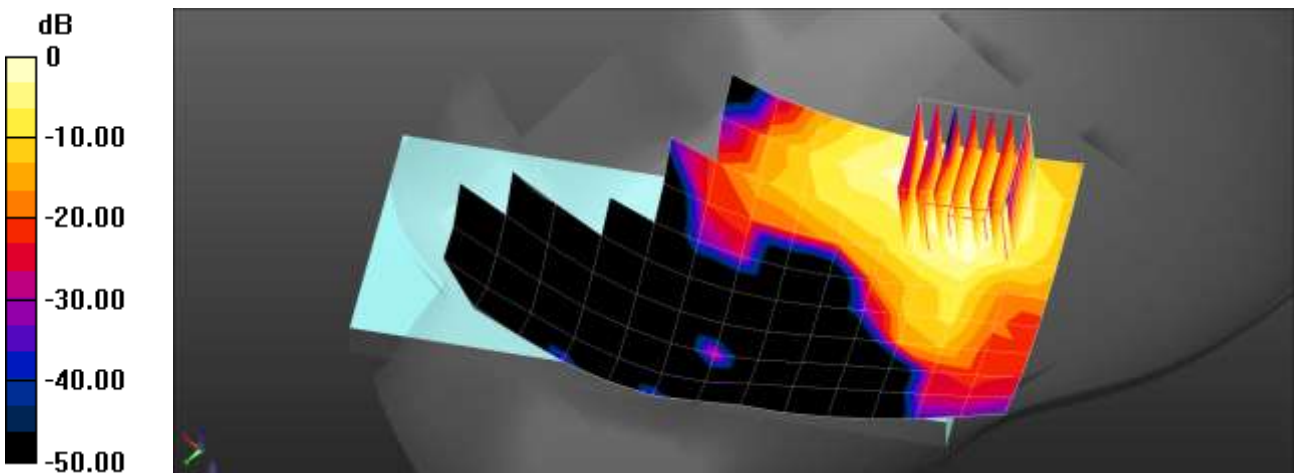
- Probe: EX3DV4 - SN7654; ConvF(7.7, 7.7, 7.7) @ 3500.01 MHz; Calibrated: 2021-05-21
- Sensor-Surface: 1.4mm (Mechanical Surface Detection)
- Electronics: DAE4 Sn1687; Calibrated: 2021-06-21
- Phantom: Twin-SAM V8.0 (Left)
- Measurement SW: DASY52, Version 52.10 (4)

NR Band n77 Head Right Touch DFT-s QPSK 100MHz 1RB 137offset 633334ch/Area Scan (10x17x1):

Measurement grid: dx=12mm, dy=12mm
 Maximum value of SAR (measured) = 0.864 W/kg

NR Band n77 Head Right Touch DFT-s QPSK 100MHz 1RB 137offset 633334ch/Zoom Scan (7x7x8)/Cube 0:

Measurement grid: dx=5mm, dy=5mm, dz=4mm
 Reference Value = 6.561 V/m; Power Drift = 0.19 dB
 Peak SAR (extrapolated) = 1.23 W/kg
SAR(1 g) = 0.520 W/kg; SAR(10 g) = 0.214 W/kg
 Maximum value of SAR (measured) = 0.926 W/kg



0 dB = 0.864 W/kg = -0.63 dBW/kg

Test Laboratory: HCT CO., LTD
 EUT Type: Mobile Phone
 Liquid Temperature: 23.7 °C
 Ambient Temperature: 23.8 °C
 Test Date: 09/16/2021
 Plot No.: 29

DUT: SM-A136U; Type: Bar;

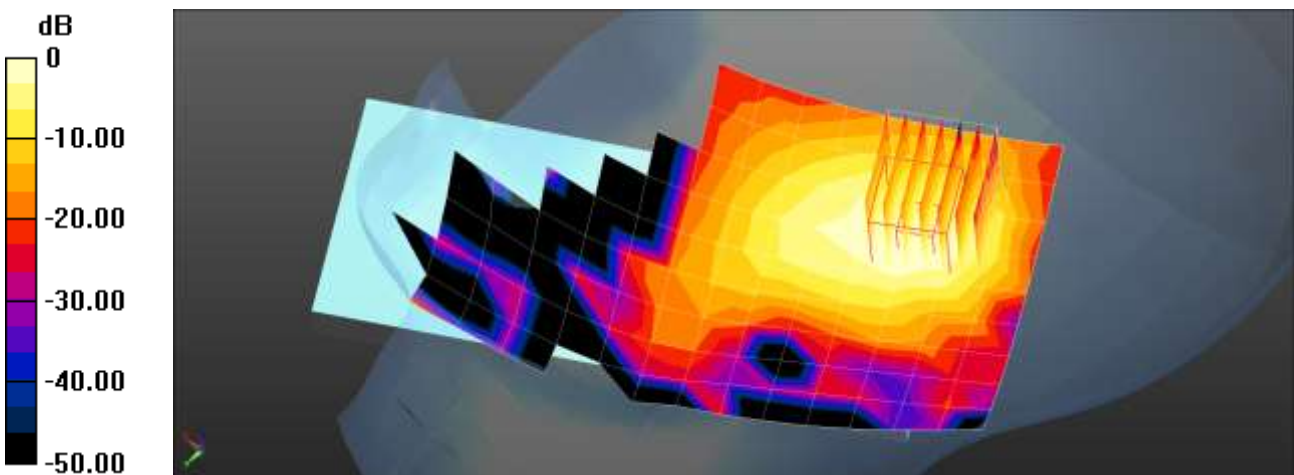
Communication System: UID 0, 2450MHz FCC (0); Frequency: 2412 MHz; Duty Cycle: 1:1
 Medium parameters used (interpolated): $f = 2412 \text{ MHz}$; $\sigma = 1.78 \text{ S/m}$; $\epsilon_r = 37.991$; $\rho = 1000 \text{ kg/m}^3$
 Phantom section: Right Section

DASY5 Configuration:

- Probe: EX3DV4 - SN3972; ConvF(7.56, 7.56, 7.56) @ 2412 MHz; Calibrated: 2021-05-21
- Sensor-Surface: 1.4mm (Mechanical Surface Detection)
- Electronics: DAE4 Sn869; Calibrated: 2021-03-29
- Phantom: SAM with CRP v5.0_Right
- Measurement SW: DASY52, Version 52.10 (4)

802.11b Head Right Touch 1Mbps 1ch/Area Scan (10x17x1): Measurement grid: $dx=12\text{mm}$, $dy=12\text{mm}$
 Maximum value of SAR (measured) = 0.171 W/kg

802.11b Head Right Touch 1Mbps 1ch/Zoom Scan (7x7x7)/Cube 0: Measurement grid: $dx=5\text{mm}$, $dy=5\text{mm}$, $dz=5\text{mm}$
 Reference Value = 4.216 V/m; Power Drift = 0.15 dB
 Peak SAR (extrapolated) = 0.247 W/kg
SAR(1 g) = 0.125 W/kg; SAR(10 g) = 0.063 W/kg
 Maximum value of SAR (measured) = 0.193 W/kg



0 dB = 0.171 W/kg = -7.68 dBW/kg

Test Laboratory: HCT CO., LTD
EUT Type: Mobile Phone
Liquid Temperature: 22.0 °C
Ambient Temperature: 22.0 °C
Test Date: 10/14/2021
Plot No.: 30

DUT: SM-A136U; Type: Bar;

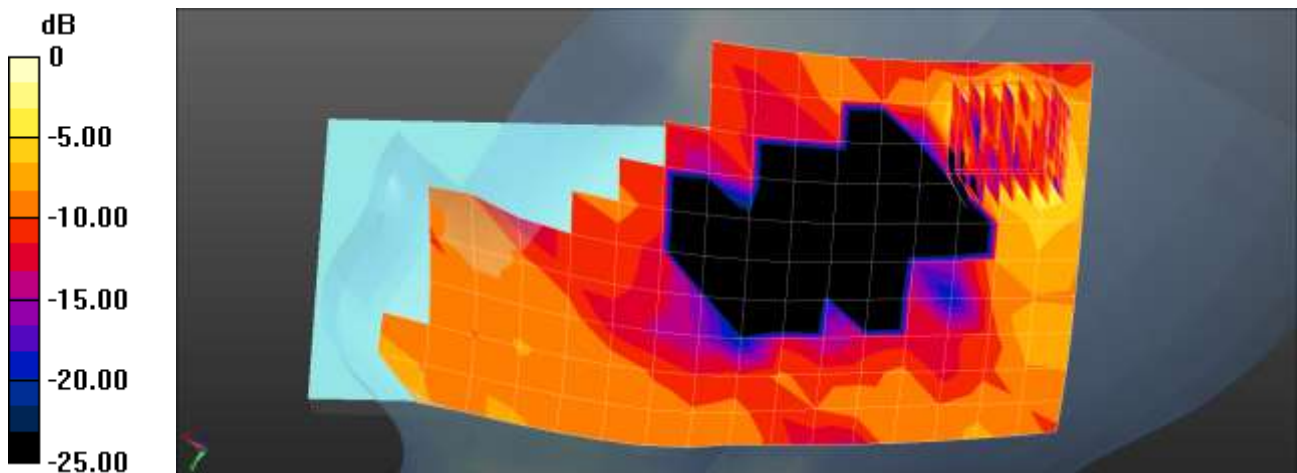
Communication System: UID 0, 5GHz(80ac) (0); Frequency: 5775 MHz;Duty Cycle: 1:1
Medium parameters used (interpolated): $f = 5775$ MHz; $\sigma = 5.266$ S/m; $\epsilon_r = 35.097$; $\rho = 1000$ kg/m³
Phantom section: Right Section

DASY5 Configuration:

- Probe: EX3DV4 - SN7370; ConvF(4.75, 4.75, 4.75) @ 5775 MHz; Calibrated: 2021-08-26
- Sensor-Surface: 1.4mm (Mechanical Surface Detection)
- Electronics: DAE4 Sn1686; Calibrated: 2021-06-21
- Phantom: SAM with CRP v5.0(Right)
- Measurement SW: DASY52, Version 52.10 (4)

802.11ac80 Head Right Touch MCS0 155ch/Area Scan (11x20x1): Measurement grid: dx=10mm, dy=10mm
Maximum value of SAR (measured) = 0.0722 W/kg

802.11ac80 Head Right Touch MCS0 155ch/Zoom Scan (7x7x7)/Cube 0: Measurement grid: dx=4mm, dy=4mm, dz=1.4mm
Reference Value = 0.9590 V/m; Power Drift = 0.18 dB
Peak SAR (extrapolated) = 0.140 W/kg
SAR(1 g) = 0.025 W/kg; SAR(10 g) = 0.00668 W/kg
Maximum value of SAR (measured) = 0.0669 W/kg



0 dB = 0.0669 W/kg = -11.75 dBW/kg

Test Laboratory: HCT CO., LTD
EUT Type: Mobile Phone
Liquid Temperature: 22.4 °C
Ambient Temperature: 22.5 °C
Test Date: 09/24/2021
Plot No.: 31

DUT: SM-A136U; Type: Bar;

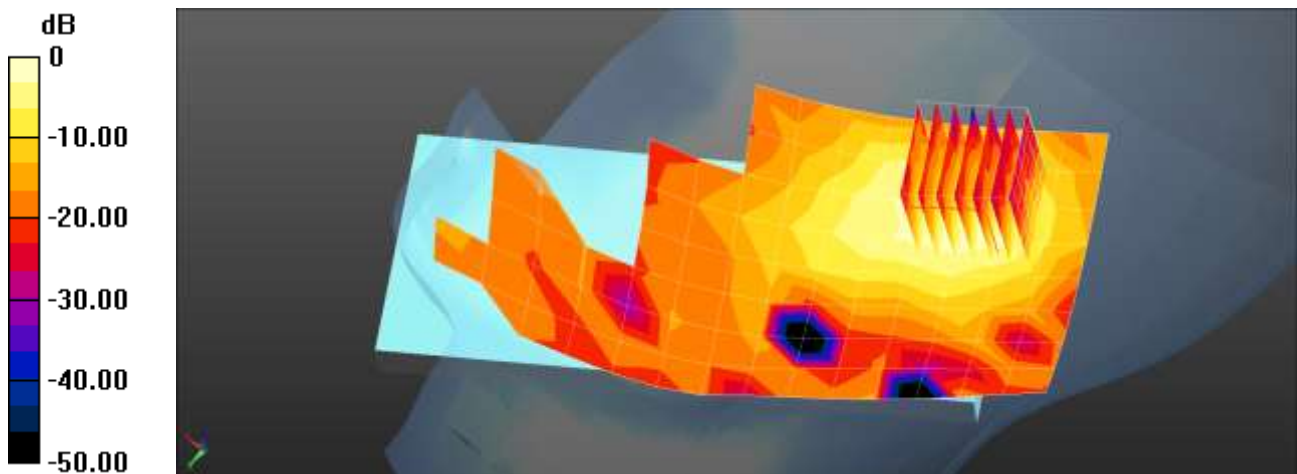
Communication System: UID 0, Bluetooth (0); Frequency: 2402 MHz;Duty Cycle: 1:1.3
Medium parameters used (interpolated): $f = 2402$ MHz; $\sigma = 1.778$ S/m; $\epsilon_r = 38.032$; $\rho = 1000$ kg/m³
Phantom section: Right Section

DASY5 Configuration:

- Probe: EX3DV4 - SN7370; ConvF(7.5, 7.5, 7.5) @ 2402 MHz; Calibrated: 2021-08-26
- Sensor-Surface: 1.4mm (Mechanical Surface Detection)
- Electronics: DAE4 Sn1686; Calibrated: 2021-06-21
- Phantom: SAM with CRP v5.0(Front)
- Measurement SW: DASY52, Version 52.10 (4)

Bluetooth Head Right Touch DH5 0ch/Area Scan (9x17x1): Measurement grid: dx=12mm, dy=12mm
Maximum value of SAR (measured) = 0.0613 W/kg

Bluetooth Head Right Touch DH5 0ch/Zoom Scan (7x7x7)/Cube 0: Measurement grid: dx=5mm, dy=5mm, dz=5mm
Reference Value = 2.965 V/m; Power Drift = -0.09 dB
Peak SAR (extrapolated) = 0.0840 W/kg
SAR(1 g) = 0.042 W/kg; SAR(10 g) = 0.021 W/kg
Maximum value of SAR (measured) = 0.0666 W/kg



0 dB = 0.0613 W/kg = -12.13 dBW/kg

Test Laboratory: HCT CO., LTD
 EUT Type: Mobile Phone
 Liquid Temperature: 21.5 °C
 Ambient Temperature: 21.6 °C
 Test Date: 09/19/2021
 Plot No.: 32

DUT: SM-A136U; Type: Bar;

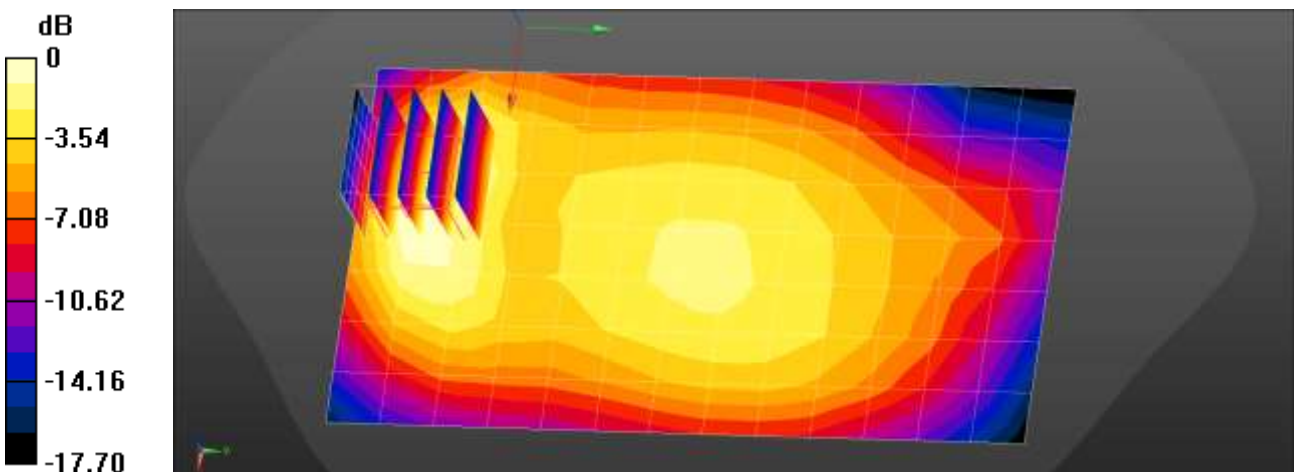
Communication System: UID 0, GSM 850 (0); Frequency: 836.6 MHz; Duty Cycle: 1:8.30042
 Medium parameters used (interpolated): $f = 836.6 \text{ MHz}$; $\sigma = 0.938 \text{ S/m}$; $\epsilon_r = 40.408$; $\rho = 1000 \text{ kg/m}^3$
 Phantom section: Flat Section

DASY5 Configuration:

- Probe: EX3DV4 - SN3903; ConvF(9.75, 9.75, 9.75) @ 836.6 MHz; Calibrated: 2021-03-24
- Sensor-Surface: 1.4mm (Mechanical Surface Detection)
- Electronics: DAE4 Sn1422; Calibrated: 2021-05-19
- Phantom: Twin-SAM V8.0 (30deg probe tilt)
- Measurement SW: DASY52, Version 52.10 (4)

GSM850 Body worn Rear 190ch/Area Scan (8x14x1): Measurement grid: $dx=15\text{mm}$, $dy=15\text{mm}$
 Maximum value of SAR (measured) = 0.364 W/kg

GSM850 Body worn Rear 190ch/Zoom Scan (5x5x7)/Cube 0: Measurement grid: $dx=8\text{mm}$, $dy=8\text{mm}$, $dz=5\text{mm}$
 Reference Value = 16.20 V/m; Power Drift = 0.01 dB
 Peak SAR (extrapolated) = 0.473 W/kg
SAR(1 g) = 0.292 W/kg; SAR(10 g) = 0.180 W/kg
 Maximum value of SAR (measured) = 0.408 W/kg



0 dB = 0.364 W/kg = -4.38 dBW/kg

Test Laboratory: HCT CO., LTD
 EUT Type: Mobile Phone
 Liquid Temperature: 19.5 °C
 Ambient Temperature: 19.5 °C
 Test Date: 09/28/2021
 Plot No.: 33

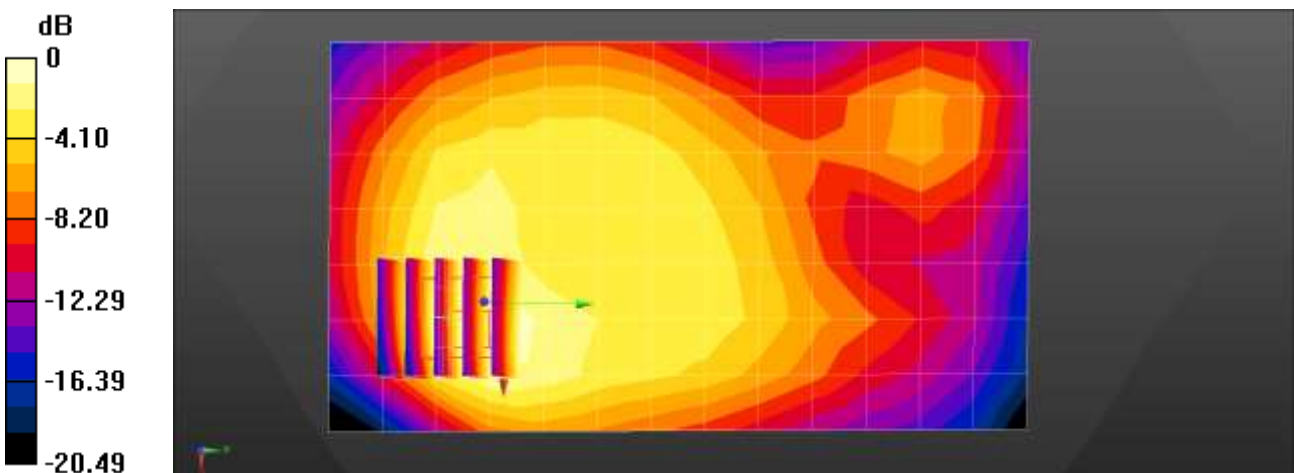
Communication System: UID 0, GSM 1900 2TX (0); Frequency: 1880 MHz; Duty Cycle: 1:4.14954
 Medium parameters used: $f = 1880 \text{ MHz}$; $\sigma = 1.369 \text{ S/m}$; $\epsilon_r = 40.993$; $\rho = 1000 \text{ kg/m}^3$
 Phantom section: Flat Section

DASY5 Configuration:

- Probe: EX3DV4 - SN7654; ConvF(9.15, 9.15, 9.15) @ 1880 MHz; Calibrated: 2021-05-21
- Sensor-Surface: 1.4mm (Mechanical Surface Detection)
- Electronics: DAE4 Sn1687; Calibrated: 2021-06-21
- Phantom: Twin-SAM V8.0 (Left)
- Measurement SW: DASY52, Version 52.10 (4)

GSM1900 2Tx BodyWorn Rear 661ch/Area Scan (8x14x1): Measurement grid: dx=15mm, dy=15mm
 Maximum value of SAR (measured) = 0.353 W/kg

GSM1900 2Tx BodyWorn Rear 661ch/Zoom Scan (5x5x7)/Cube 0: Measurement grid: dx=8mm, dy=8mm, dz=5mm
 Reference Value = 11.15 V/m; Power Drift = -0.02 dB
 Peak SAR (extrapolated) = 0.452 W/kg
SAR(1 g) = 0.254 W/kg; SAR(10 g) = 0.147 W/kg
 Maximum value of SAR (measured) = 0.363 W/kg



0 dB = 0.363 W/kg = -4.40 dBW/kg

Test Laboratory: HCT CO., LTD
EUT Type: Mobile Phone
Liquid Temperature: 21.0 °C
Ambient Temperature: 21.1 °C
Test Date: 09/15/2021
Plot No.: 34

DUT: SM-A136U; Type: Bar;

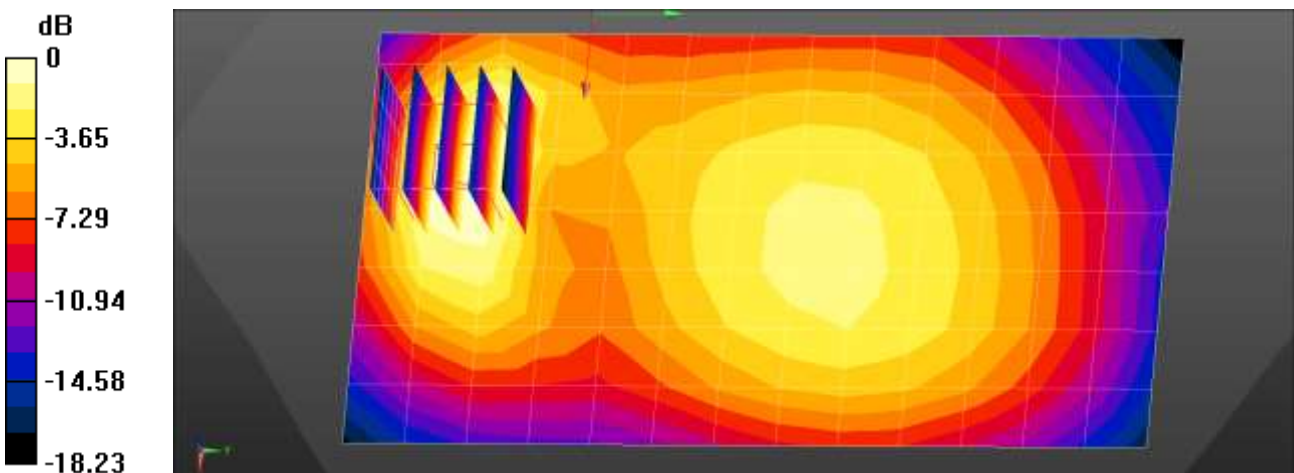
Communication System: UID 0, WCDMA850 (0); Frequency: 836.6 MHz;Duty Cycle: 1:1
Medium parameters used (interpolated): $f = 836.6$ MHz; $\sigma = 0.938$ S/m; $\epsilon_r = 40.408$; $\rho = 1000$ kg/m³
Phantom section: Flat Section

DASY5 Configuration:

- Probe: EX3DV4 - SN3903; ConvF(9.75, 9.75, 9.75) @ 836.6 MHz; Calibrated: 2021-03-24
- Sensor-Surface: 1.4mm (Mechanical Surface Detection)
- Electronics: DAE4 Sn1422; Calibrated: 2021-05-19
- Phantom: Twin-SAM V8.0 (30deg probe tilt)
- Measurement SW: DASY52, Version 52.10 (4)

UMTS Band 5 Body worn Rear 4183ch/Area Scan (8x14x1): Measurement grid: dx=15mm, dy=15mm
Maximum value of SAR (measured) = 0.337 W/kg

UMTS Band 5 Body worn Rear 4183ch/Zoom Scan (5x5x7)/Cube 0: Measurement grid: dx=8mm, dy=8mm, dz=5mm
Reference Value = 15.38 V/m; Power Drift = -0.04 dB
Peak SAR (extrapolated) = 0.447 W/kg
SAR(1 g) = 0.272 W/kg; SAR(10 g) = 0.164 W/kg.
Maximum value of SAR (measured) = 0.386 W/kg



0 dB = 0.337 W/kg = -4.73 dBW/kg

Test Laboratory: HCT CO., LTD
 EUT Type: Mobile Phone
 Liquid Temperature: 21.0 °C
 Ambient Temperature: 21.1 °C
 Test Date: 09/30/2021
 Plot No.: 35

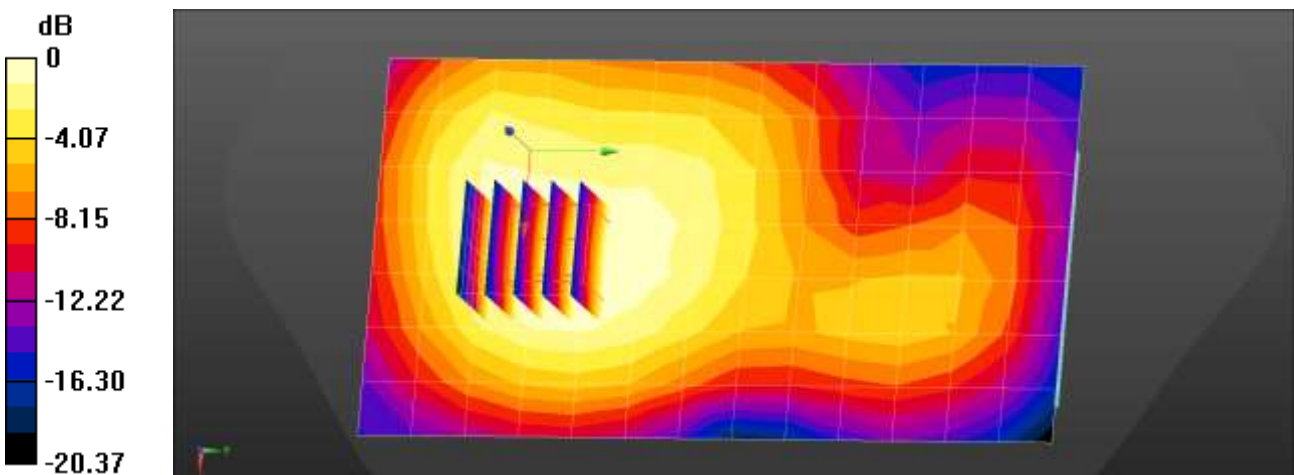
Communication System: UID 0, WCDMA IV (0); Frequency: 1732.4 MHz;Duty Cycle: 1:1
 Medium parameters used (interpolated): $f = 1732.4$ MHz; $\sigma = 1.317$ S/m; $\epsilon_r = 40.169$; $\rho = 1000$ kg/m³
 Phantom section: Flat Section

DASY5 Configuration:

- Probe: EX3DV4 - SN7654; ConvF(9.4, 9.4, 9.4) @ 1732.4 MHz; Calibrated: 2021-05-21
- Sensor-Surface: 1.4mm (Mechanical Surface Detection)
- Electronics: DAE4 Sn1687; Calibrated: 2021-06-21
- Phantom: Twin-SAM V8.0 (Left)
- Measurement SW: DASY52, Version 52.10 (4)

UMTS Band 4 BodyWorn Front 1412ch/Area Scan (8x14x1): Measurement grid: dx=15mm, dy=15mm
 Maximum value of SAR (measured) = 0.149 W/kg

UMTS Band 4 BodyWorn Front 1412ch/Zoom Scan (5x5x7)/Cube 0: Measurement grid: dx=8mm, dy=8mm, dz=5mm
 Reference Value = 7.026 V/m; Power Drift = 0.03 dB
 Peak SAR (extrapolated) = 0.173 W/kg
SAR(1 g) = 0.112 W/kg; SAR(10 g) = 0.075 W/kg
 Maximum value of SAR (measured) = 0.150 W/kg



0 dB = 0.149 W/kg = -8.28 dBW/kg

Test Laboratory: HCT CO., LTD
EUT Type: Mobile Phone
Liquid Temperature: 20.5 °C
Ambient Temperature: 20.6 °C
Test Date: 09/29/2021
Plot No.: 36

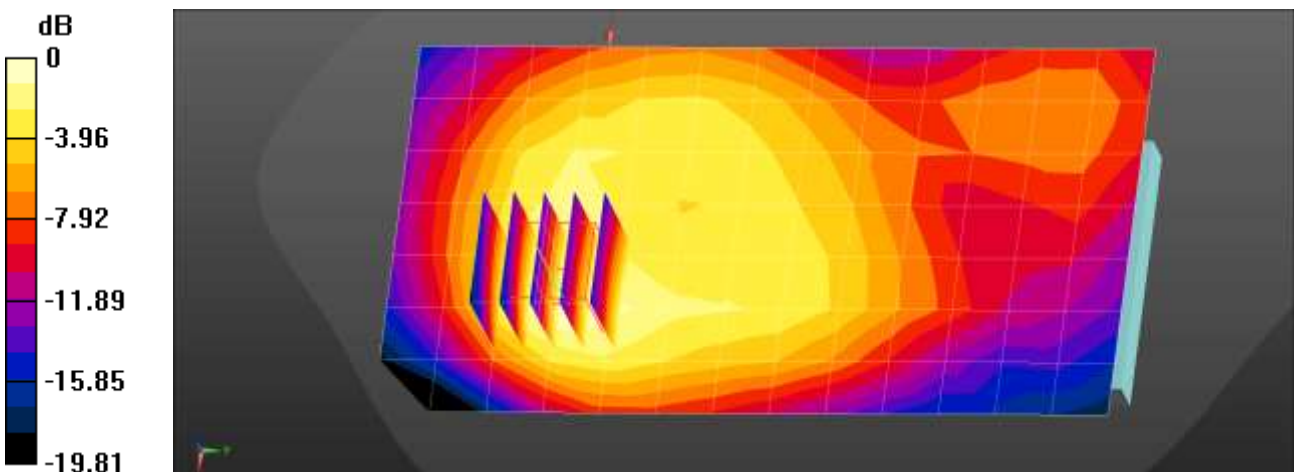
Communication System: UID 0, WCDMA1900 (0); Frequency: 1880 MHz;Duty Cycle: 1:1
Medium parameters used: $f = 1880$ MHz; $\sigma = 1.357$ S/m; $\epsilon_r = 40.492$; $\rho = 1000$ kg/m³
Phantom section: Flat Section

DASY5 Configuration:

- Probe: EX3DV4 - SN7654; ConvF(9.15, 9.15, 9.15) @ 1880 MHz; Calibrated: 2021-05-21
- Sensor-Surface: 1.4mm (Mechanical Surface Detection)
- Electronics: DAE4 Sn1687; Calibrated: 2021-06-21
- Phantom: Twin-SAM V8.0 (Left)
- Measurement SW: DASY52, Version 52.10 (4)

UMTS Band 2 BodyWorn Rear 9400ch/Area Scan (8x14x1): Measurement grid: dx=15mm, dy=15mm
Maximum value of SAR (measured) = 0.202 W/kg

UMTS Band 2 BodyWorn Rear 9400ch/Zoom Scan (5x5x7)/Cube 0: Measurement grid: dx=8mm, dy=8mm, dz=5mm
Reference Value = 8.106 V/m; Power Drift = 0.06 dB
Peak SAR (extrapolated) = 0.242 W/kg
SAR(1 g) = 0.135 W/kg; SAR(10 g) = 0.078 W/kg
Maximum value of SAR (measured) = 0.199 W/kg



0 dB = 0.199 W/kg = -7.01 dBW/kg

Test Laboratory: HCT CO., LTD
 EUT Type: Mobile Phone
 Liquid Temperature: 21.3 °C
 Ambient Temperature: 21.3 °C
 Test Date: 10/02/2021
 Plot No.: 37

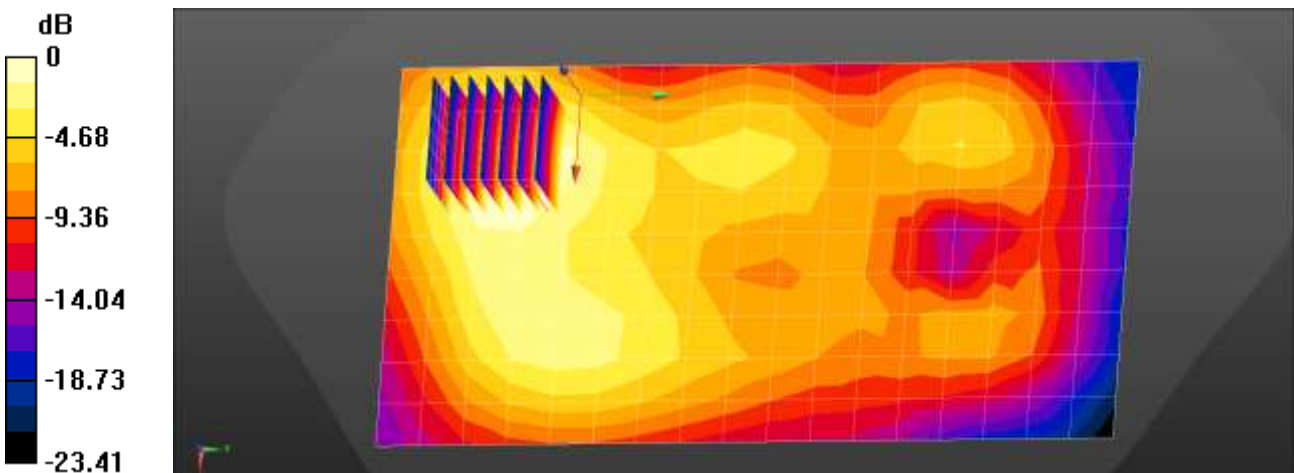
Communication System: UID 0, LTE Band 7 (0); Frequency: 2560 MHz; Duty Cycle: 1:1
 Medium parameters used: $f = 2560 \text{ MHz}$; $\sigma = 1.924 \text{ S/m}$; $\epsilon_r = 38.112$; $\rho = 1000 \text{ kg/m}^3$
 Phantom section: Flat Section

DASY5 Configuration:

- Probe: EX3DV4 - SN7654; ConvF(8.28, 8.28, 8.28) @ 2560 MHz; Calibrated: 2021-05-21
- Sensor-Surface: 1.4mm (Mechanical Surface Detection)
- Electronics: DAE4 Sn1687; Calibrated: 2021-06-21
- Phantom: Twin-SAM V8.0 (Left)
- Measurement SW: DASY52, Version 52.10 (4)

LTE Band 7 BodyWorn Front QPSK 20MHz 1RB 49offset 21350ch/Area Scan (10x18x1): Measurement grid:
 $dx=12\text{mm}$, $dy=12\text{mm}$
 Maximum value of SAR (measured) = 0.462 W/kg

LTE Band 7 BodyWorn Front QPSK 20MHz 1RB 49offset 21350ch/Zoom Scan (7x7x7)/Cube 0: Measurement grid:
 $dx=5\text{mm}$, $dy=5\text{mm}$, $dz=5\text{mm}$
 Reference Value = 6.615 V/m; Power Drift = -0.15 dB
 Peak SAR (extrapolated) = 0.615 W/kg
SAR(1 g) = 0.320 W/kg; SAR(10 g) = 0.174 W/kg
 Maximum value of SAR (measured) = 0.499 W/kg



0 dB = 0.462 W/kg = -3.35 dBW/kg

Test Laboratory: HCT CO., LTD
 EUT Type: Mobile Phone
 Liquid Temperature: 20.5 °C
 Ambient Temperature: 20.6 °C
 Test Date: 09/16/2021
 Plot No.: 38

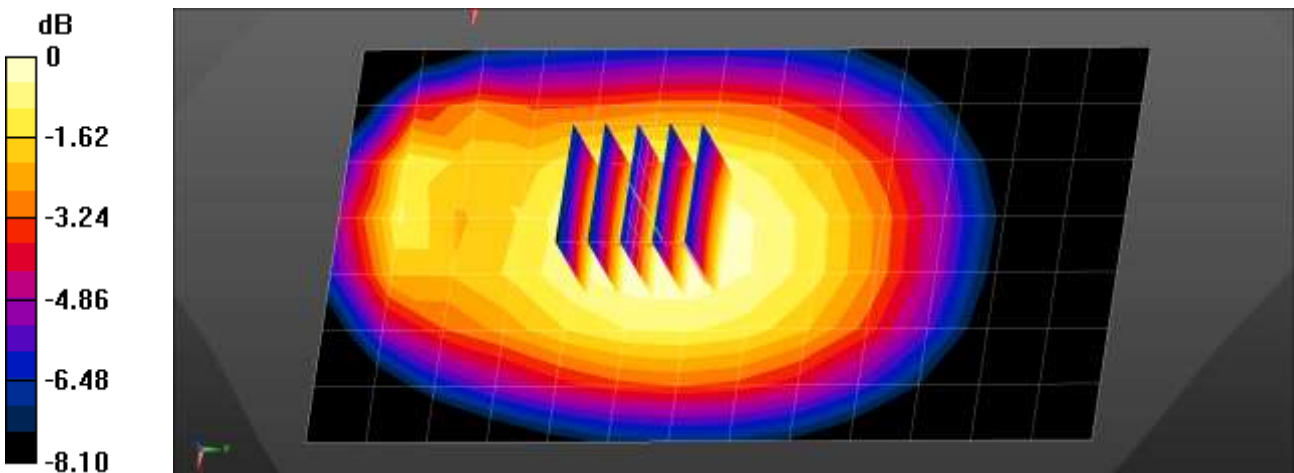
Communication System: UID 0, LTE Band 12 (0); Frequency: 707.5 MHz; Duty Cycle: 1:1
 Medium parameters used (interpolated): $f = 707.5 \text{ MHz}$; $\sigma = 0.881 \text{ S/m}$; $\epsilon_r = 43.153$; $\rho = 1000 \text{ kg/m}^3$
 Phantom section: Flat Section

DASY5 Configuration:

- Probe: EX3DV4 - SN7654; ConvF(10.79, 10.79, 10.79) @ 707.5 MHz; Calibrated: 2021-05-21
- Sensor-Surface: 1.4mm (Mechanical Surface Detection)
- Electronics: DAE4 Sn1687; Calibrated: 2021-06-21
- Phantom: Twin-SAM V8.0 (Left)
- Measurement SW: DASY52, Version 52.10 (4)

LTE Band 12 Body worn Rear QPSK 10MHz 1RB 0offset 23095ch/Area Scan (8x14x1): Measurement grid:
 $dx=15\text{mm}$, $dy=15\text{mm}$
 Maximum value of SAR (measured) = 0.285 W/kg

LTE Band 12 Body worn Rear QPSK 10MHz 1RB 0offset 23095ch/Zoom Scan (5x5x7)/Cube 0: Measurement grid:
 $dx=8\text{mm}$, $dy=8\text{mm}$, $dz=5\text{mm}$
 Reference Value = 18.49 V/m; Power Drift = 0.01 dB
 Peak SAR (extrapolated) = 0.318 W/kg
SAR(1 g) = 0.242 W/kg; SAR(10 g) = 0.185 W/kg
 Maximum value of SAR (measured) = 0.292 W/kg



0 dB = 0.292 W/kg = -5.35 dBW/kg

Test Laboratory: HCT CO., LTD
 EUT Type: Mobile Phone
 Liquid Temperature: 20.1 °C
 Ambient Temperature: 20.2 °C
 Test Date: 09/17/2021
 Plot No.: 39

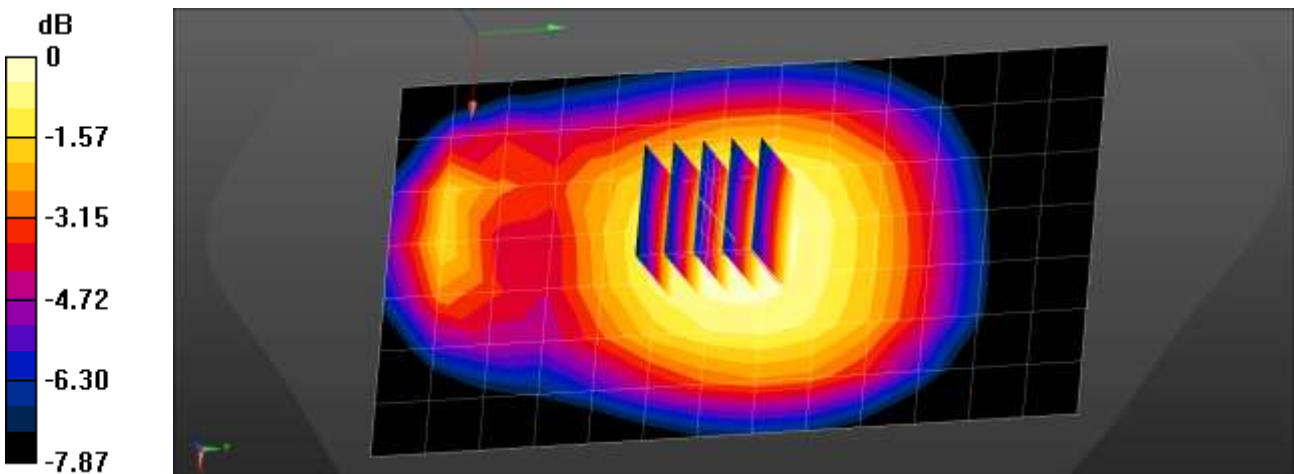
Communication System: UID 0, LTE Band 13 (0); Frequency: 782 MHz; Duty Cycle: 1:1
 Medium parameters used (interpolated): $f = 782 \text{ MHz}$; $\sigma = 0.913 \text{ S/m}$; $\epsilon_r = 43.135$; $\rho = 1000 \text{ kg/m}^3$
 Phantom section: Flat Section

DASY5 Configuration:

- Probe: EX3DV4 - SN7654; ConvF(10.79, 10.79, 10.79) @ 782 MHz; Calibrated: 2021-05-21
- Sensor-Surface: 1.4mm (Mechanical Surface Detection)
- Electronics: DAE4 Sn1687; Calibrated: 2021-06-21
- Phantom: Twin-SAM V8.0 (Left)
- Measurement SW: DASY52, Version 52.10 (4)

LTE Band 13 Body worn Rear QPSK 10MHz 1RB 0offset 23230ch/Area Scan (8x14x1): Measurement grid:
 $dx=15\text{mm}$, $dy=15\text{mm}$
 Maximum value of SAR (measured) = 0.537 W/kg

LTE Band 13 Body worn Rear QPSK 10MHz 1RB 0offset 23230ch/Zoom Scan (5x5x7)/Cube 0: Measurement grid:
 $dx=8\text{mm}$, $dy=8\text{mm}$, $dz=5\text{mm}$
 Reference Value = 25.51 V/m; Power Drift = 0.05 dB
 Peak SAR (extrapolated) = 0.604 W/kg
SAR(1 g) = 0.456 W/kg; SAR(10 g) = 0.346 W/kg
 Maximum value of SAR (measured) = 0.554 W/kg



0 dB = 0.554 W/kg = -2.56 dBW/kg

Test Laboratory: HCT CO., LTD
 EUT Type: Mobile Phone
 Liquid Temperature: 20.4 °C
 Ambient Temperature: 20.4 °C
 Test Date: 09/24/2021
 Plot No.: 40

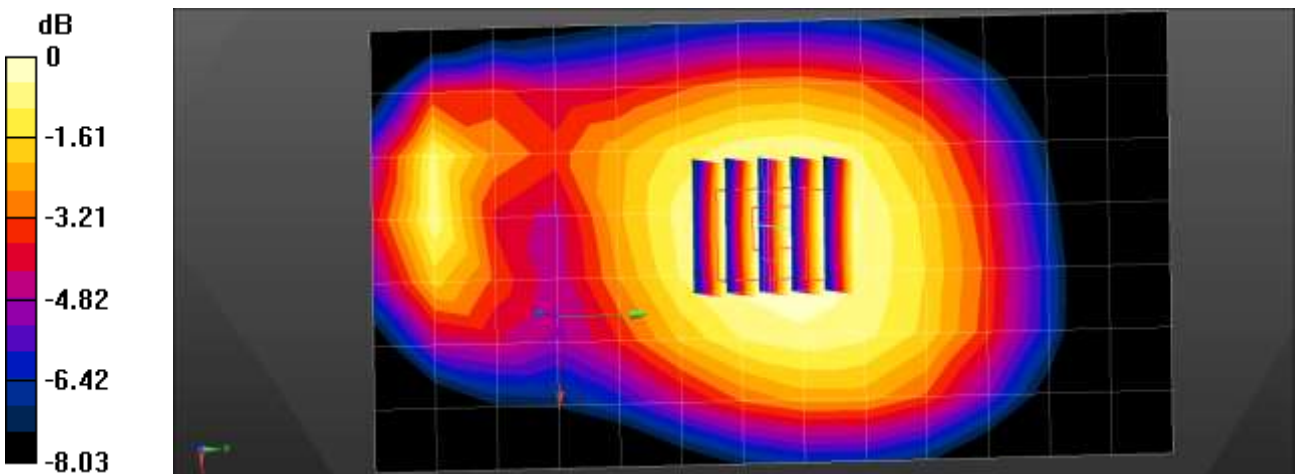
Communication System: UID 0, LTE 14 (0); Frequency: 793 MHz;Duty Cycle: 1:1
 Medium parameters used (interpolated): $f = 793 \text{ MHz}$; $\sigma = 0.919 \text{ S/m}$; $\epsilon_r = 43.001$; $\rho = 1000 \text{ kg/m}^3$
 Phantom section: Flat Section

DASY5 Configuration:

- Probe: EX3DV4 - SN7654; ConvF(10.79, 10.79, 10.79) @ 793 MHz; Calibrated: 2021-05-21
- Sensor-Surface: 1.4mm (Mechanical Surface Detection)
- Electronics: DAE4 Sn1687; Calibrated: 2021-06-21
- Phantom: Twin-SAM V8.0 (Left)
- Measurement SW: DASY52, Version 52.10 (4)

LTE Band 14 Body worn Rear QPSK 10MHz 1RB 24offset 23330ch/Area Scan (8x14x1): Measurement grid:
 $dx=15\text{mm}$, $dy=15\text{mm}$
 Maximum value of SAR (measured) = 0.467 W/kg

LTE Band 14 Body worn Rear QPSK 10MHz 1RB 24offset 23330ch/Zoom Scan (5x5x7)/Cube 0: Measurement grid:
 $dx=8\text{mm}$, $dy=8\text{mm}$, $dz=5\text{mm}$
 Reference Value = 23.40 V/m; Power Drift = 0.11 dB
 Peak SAR (extrapolated) = 0.516 W/kg
SAR(1 g) = 0.391 W/kg; SAR(10 g) = 0.298 W/kg
 Maximum value of SAR (measured) = 0.474 W/kg



0 dB = 0.474 W/kg = -3.24 dBW/kg

Test Laboratory: HCT CO., LTD
 EUT Type: Mobile Phone
 Liquid Temperature: 20.6 °C
 Ambient Temperature: 20.7 °C
 Test Date: 10/01/2021
 Plot No.: 41

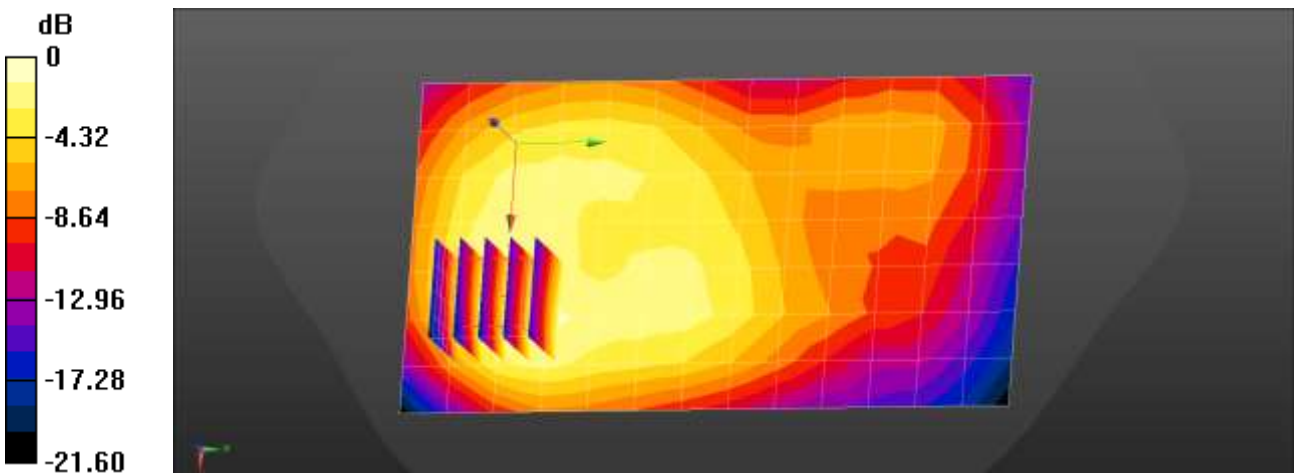
Communication System: UID 0, LTE Band 25 (0); Frequency: 1882.5 MHz; Duty Cycle: 1:1
 Medium parameters used (interpolated): $f = 1882.5 \text{ MHz}$; $\sigma = 1.391 \text{ S/m}$; $\epsilon_r = 41.492$; $\rho = 1000 \text{ kg/m}^3$
 Phantom section: Flat Section

DASY5 Configuration:

- Probe: EX3DV4 - SN7654; ConvF(9.15, 9.15, 9.15) @ 1882.5 MHz; Calibrated: 2021-05-21
- Sensor-Surface: 1.4mm (Mechanical Surface Detection)
- Electronics: DAE4 Sn1687; Calibrated: 2021-06-21
- Phantom: Twin-SAM V8.0 (Left)
- Measurement SW: DASY52, Version 52.10 (4)

LTE Band 25 BodyWorn Rear QPSK 20MHz 1RB 49offset 26365ch/Area Scan (8x14x1): Measurement grid:
 $dx=15\text{mm}$, $dy=15\text{mm}$
 Maximum value of SAR (measured) = 0.657 W/kg

LTE Band 25 BodyWorn Rear QPSK 20MHz 1RB 49offset 26365ch/Zoom Scan (5x5x7)/Cube 0: Measurement grid:
 $dx=8\text{mm}$, $dy=8\text{mm}$, $dz=5\text{mm}$
 Reference Value = 15.13 V/m; Power Drift = -0.00 dB
 Peak SAR (extrapolated) = 0.793 W/kg
SAR(1 g) = 0.440 W/kg; SAR(10 g) = 0.254 W/kg
 Maximum value of SAR (measured) = 0.649 W/kg



0 dB = 0.657 W/kg = -1.82 dBW/kg

Test Laboratory: HCT CO., LTD
 EUT Type: Mobile Phone
 Liquid Temperature: 19.4 °C
 Ambient Temperature: 19.5 °C
 Test Date: 09/15/2021
 Plot No.: 42

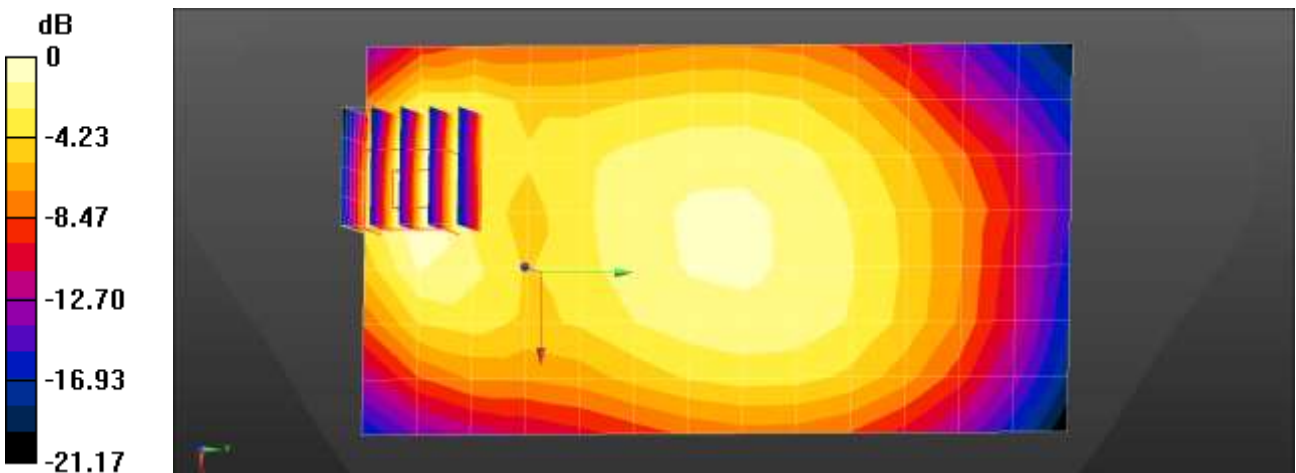
Communication System: UID 0, LTE Band 26 (0); Frequency: 831.5 MHz; Duty Cycle: 1:1
 Medium parameters used (interpolated): $f = 831.5 \text{ MHz}$; $\sigma = 0.908 \text{ S/m}$; $\epsilon_r = 41.763$; $\rho = 1000 \text{ kg/m}^3$
 Phantom section: Flat Section

DASY5 Configuration:

- Probe: EX3DV4 - SN7654; ConvF(10.54, 10.54, 10.54) @ 831.5 MHz; Calibrated: 2021-05-21
- Sensor-Surface: 1.4mm (Mechanical Surface Detection)
- Electronics: DAE4 Sn1687; Calibrated: 2021-06-21
- Phantom: Twin-SAM V8.0 (Left)
- Measurement SW: DASY52, Version 52.10 (4)

LTE Band 26 Body worn Rear QPSK 15MHz 1RB 36offset 26865ch/Area Scan (8x14x1): Measurement grid:
 $dx=15\text{mm}$, $dy=15\text{mm}$
 Maximum value of SAR (measured) = 0.430 W/kg

LTE Band 26 Body worn Rear QPSK 15MHz 1RB 36offset 26865ch/Zoom Scan (5x5x7)/Cube 0: Measurement grid:
 $dx=8\text{mm}$, $dy=8\text{mm}$, $dz=5\text{mm}$
 Reference Value = 20.06 V/m; Power Drift = 0.00 dB
 Peak SAR (extrapolated) = 0.518 W/kg
SAR(1 g) = 0.314 W/kg; SAR(10 g) = 0.191 W/kg
 Maximum value of SAR (measured) = 0.443 W/kg



0 dB = 0.430 W/kg = -3.66 dBW/kg

Test Laboratory: HCT CO., LTD
EUT Type: Mobile Phone
Liquid Temperature: 20.8 °C
Ambient Temperature: 20.9 °C
Test Date: 10/12/2021
Plot No.: 43

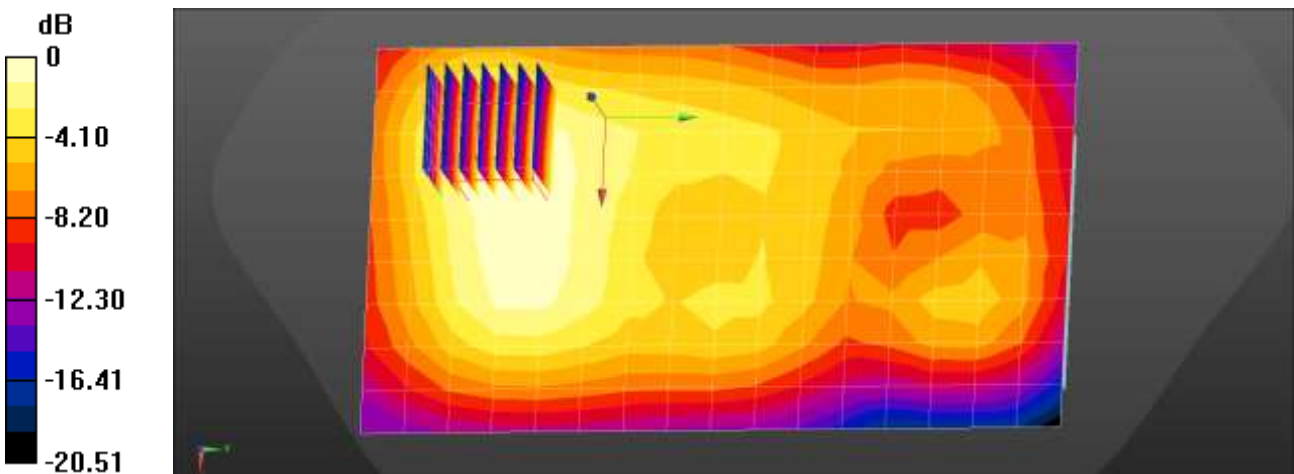
Communication System: UID 0, LTE Band 30 (0); Frequency: 2310 MHz;Duty Cycle: 1:1
Medium parameters used: $f = 2310$ MHz; $\sigma = 1.64$ S/m; $\epsilon_r = 41.072$; $\rho = 1000$ kg/m³
Phantom section: Flat Section

DASY5 Configuration:

- Probe: EX3DV4 - SN7654; ConvF(8.8, 8.8, 8.8) @ 2310 MHz; Calibrated: 2021-05-21
- Sensor-Surface: 1.4mm (Mechanical Surface Detection)
- Electronics: DAE4 Sn1687; Calibrated: 2021-06-21
- Phantom: Twin-SAM V8.0 (Left)
- Measurement SW: DASY52, Version 52.10 (4)

LTE Band 30 BodyWorn Front QPSK 10MHz 1RB 0offset 27710ch/Area Scan (10x17x1): Measurement grid:
dx=12mm, dy=12mm
Maximum value of SAR (measured) = 0.311 W/kg

LTE Band 30 BodyWorn Front QPSK 10MHz 1RB 0offset 27710ch/Zoom Scan (7x7x7)/Cube 0: Measurement grid:
dx=5mm, dy=5mm, dz=5mm
Reference Value = 8.692 V/m; Power Drift = -0.04 dB
Peak SAR (extrapolated) = 0.393 W/kg
SAR(1 g) = 0.212 W/kg; SAR(10 g) = 0.123 W/kg
Maximum value of SAR (measured) = 0.324 W/kg



0 dB = 0.311 W/kg = -5.07 dBW/kg

Test Laboratory: HCT CO., LTD
 EUT Type: Mobile Phone
 Liquid Temperature: 20.4 °C
 Ambient Temperature: 20.5 °C
 Test Date: 10/01/2021
 Plot No.: 44

DUT: SM-A136U; Type: Bar;

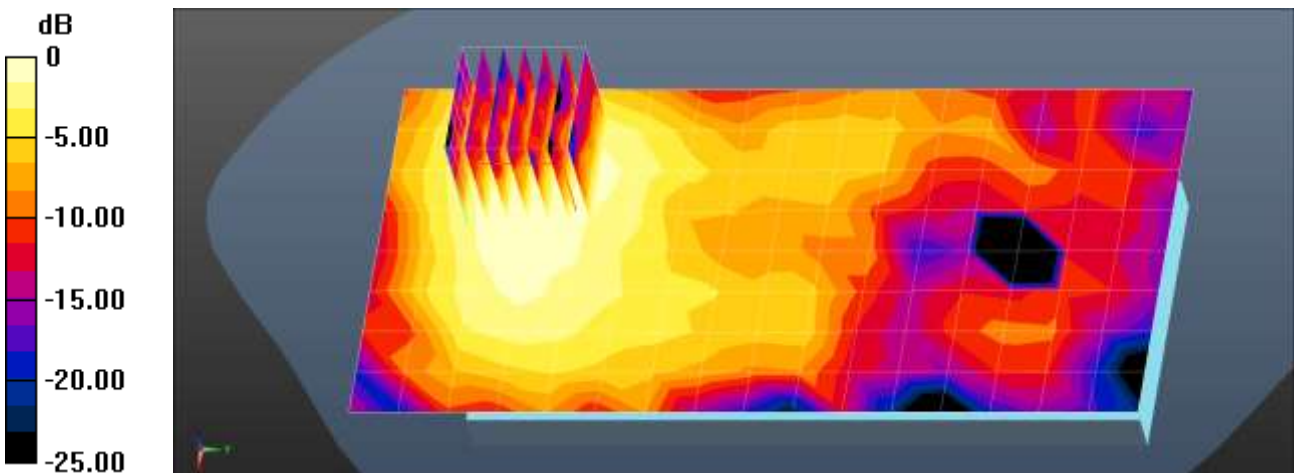
Communication System: UID 0, LTE Band40 (0); Frequency: 2310 MHz; Duty Cycle: 1:1.58016
 Medium parameters used: $f = 2310 \text{ MHz}$; $\sigma = 1.647 \text{ S/m}$; $\epsilon_r = 41.039$; $\rho = 1000 \text{ kg/m}^3$
 Phantom section: Flat Section

DASY5 Configuration:

- Probe: ES3DV3 - SN3076; ConvF(4.94, 4.94, 4.94) @ 2310 MHz; Calibrated: 2021-07-28
- Sensor-Surface: 3mm (Mechanical Surface Detection)
- Electronics: DAE4 Sn1417; Calibrated: 2021-02-22
- Phantom: SAM with CRP v5.0(Front)
- Measurement SW: DASY52, Version 52.10 (4)

LTE Band 40 BodyWorn Front QPSK 10MHz 25RB 12offset 38750ch/Area Scan (9x17x1): Measurement grid:
 $dx=12\text{mm}$, $dy=12\text{mm}$
 Maximum value of SAR (measured) = 0.0102 W/kg

LTE Band 40 BodyWorn Front QPSK 10MHz 25RB 12offset 38750ch/Zoom Scan (7x7x7)/Cube 0: Measurement grid: $dx=5\text{mm}$, $dy=5\text{mm}$, $dz=5\text{mm}$
 Reference Value = 1.109 V/m; Power Drift = 0.07 dB
 Peak SAR (extrapolated) = 0.0170 W/kg
SAR(1 g) = 0.00851 W/kg; SAR(10 g) = 0.00467 W/kg
 Maximum value of SAR (measured) = 0.0106 W/kg



0 dB = 0.0106 W/kg = -19.75 dBW/kg

Test Laboratory: HCT CO., LTD
 EUT Type: Mobile Phone
 Liquid Temperature: 23.0 °C
 Ambient Temperature: 23.2 °C
 Test Date: 09/30/2021
 Plot No.: 45

DUT: SM-A136U; Type: Bar;

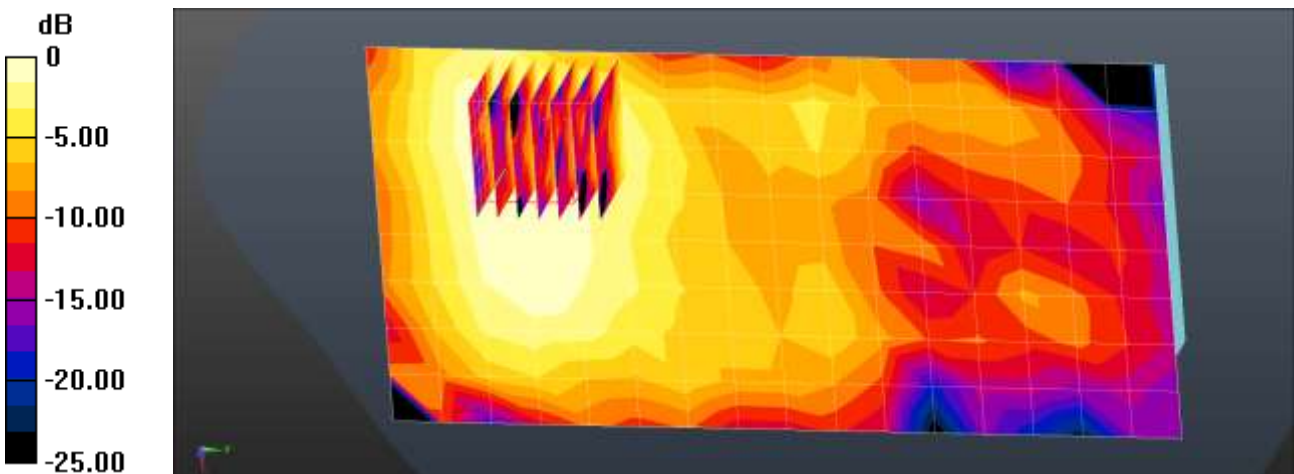
Communication System: UID 0, LTE Band40 (0); Frequency: 2355 MHz;Duty Cycle: 1:1.58016
 Medium parameters used (interpolated): $f = 2355 \text{ MHz}$; $\sigma = 1.706 \text{ S/m}$; $\epsilon_r = 40.945$; $\rho = 1000 \text{ kg/m}^3$
 Phantom section: Flat Section

DASY5 Configuration:

- Probe: ES3DV3 - SN3076; ConvF(4.94, 4.94, 4.94) @ 2355 MHz; Calibrated: 2021-07-28
- Sensor-Surface: 3mm (Mechanical Surface Detection)
- Electronics: DAE4 Sn1417; Calibrated: 2021-02-22
- Phantom: SAM with CRP v5.0(Front)
- Measurement SW: DASY52, Version 52.10 (4)

LTE Band 40 BodyWorn Front QPSK 10MHz 1RB 0offset 39200ch/Area Scan (9x17x1): Measurement grid:
 $dx=12\text{mm}$, $dy=12\text{mm}$
 Maximum value of SAR (measured) = 0.00913 W/kg

LTE Band 40 BodyWorn Front QPSK 10MHz 1RB 0offset 39200ch/Zoom Scan (7x7x7)/Cube 0: Measurement grid:
 $dx=5\text{mm}$, $dy=5\text{mm}$, $dz=5\text{mm}$
 Reference Value = 1.032 V/m; Power Drift = 0.10 dB
 Peak SAR (extrapolated) = 0.0150 W/kg
SAR(1 g) = 0.00777 W/kg; SAR(10 g) = 0.00368 W/kg
 Maximum value of SAR (measured) = 0.00976 W/kg



0 dB = 0.00976 W/kg = -20.11 dBW/kg

Test Laboratory: HCT CO., LTD
 EUT Type: Mobile Phone
 Liquid Temperature: 21.2 °C
 Ambient Temperature: 21.2 °C
 Test Date: 10/07/2021
 Plot No.: 46

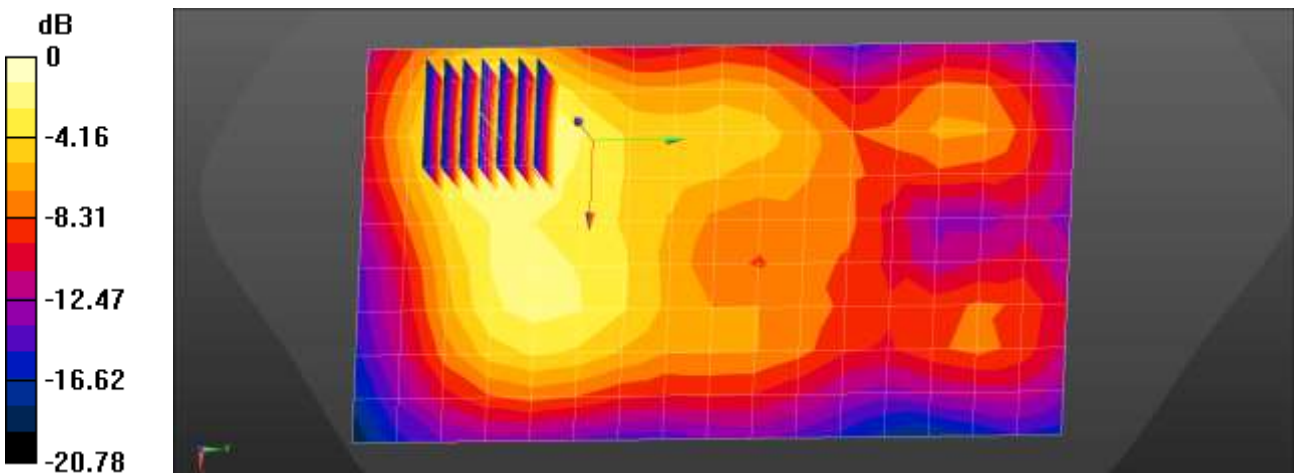
Communication System: UID 0, LTE Band 41 (FCC) (0); Frequency: 2549.5 MHz; Duty Cycle: 1:1:2.31
 Medium parameters used: $f = 2550$ MHz; $\sigma = 1.955$ S/m; $\epsilon_r = 40.69$; $\rho = 1000$ kg/m³
 Phantom section: Flat Section

DASY5 Configuration:

- Probe: EX3DV4 - SN7654; ConvF(8.28, 8.28, 8.28) @ 2549.5 MHz; Calibrated: 2021-05-21
- Sensor-Surface: 1.4mm (Mechanical Surface Detection)
- Electronics: DAE4 Sn1687; Calibrated: 2021-06-21
- Phantom: Twin-SAM V8.0 (Left)
- Measurement SW: DASY52, Version 52.10 (4)

LTE Band 41 BodyWorn Front QPSK 20MHz 1RB 0offset 40185ch/Area Scan (10x17x1): Measurement grid:
 dx=12mm, dy=12mm
 Maximum value of SAR (measured) = 0.445 W/kg

LTE Band 41 BodyWorn Front QPSK 20MHz 1RB 0offset 40185ch/Zoom Scan (7x7x7)/Cube 0: Measurement grid:
 dx=5mm, dy=5mm, dz=5mm
 Reference Value = 5.951 V/m; Power Drift = -0.11 dB
 Peak SAR (extrapolated) = 0.545 W/kg
SAR(1 g) = 0.280 W/kg; SAR(10 g) = 0.148 W/kg
 Maximum value of SAR (measured) = 0.439 W/kg



0 dB = 0.439 W/kg = -3.58 dBW/kg

Test Laboratory: HCT CO., LTD
 EUT Type: Mobile Phone
 Liquid Temperature: 21.2 °C
 Ambient Temperature: 21.2 °C
 Test Date: 10/07/2021
 Plot No.: 47

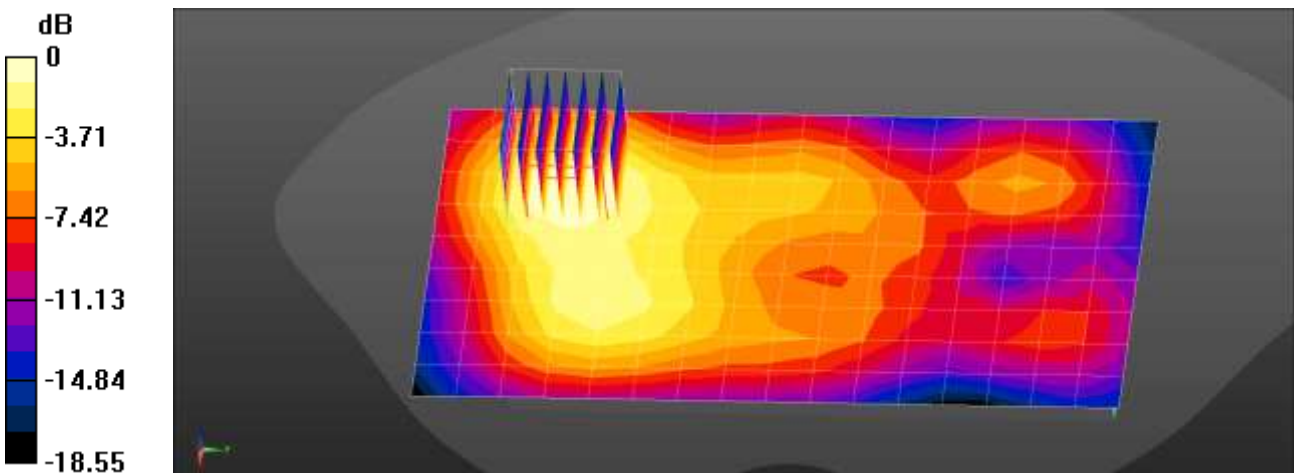
Communication System: UID 0, LTE Band 41 (FCC) (0); Frequency: 2549.5 MHz; Duty Cycle: 1:1:2.31
 Medium parameters used: $f = 2550$ MHz; $\sigma = 1.955$ S/m; $\epsilon_r = 40.69$; $\rho = 1000$ kg/m³
 Phantom section: Flat Section

DASY5 Configuration:

- Probe: EX3DV4 - SN7654; ConvF(8.28, 8.28, 8.28) @ 2549.5 MHz; Calibrated: 2021-05-21
- Sensor-Surface: 1.4mm (Mechanical Surface Detection)
- Electronics: DAE4 Sn1687; Calibrated: 2021-06-21
- Phantom: Twin-SAM V8.0 (Left)
- Measurement SW: DASY52, Version 52.10 (4)

LTE Band 41 BodyWorn Front QPSK 20MHz 1RB 0offset 40185ch/Area Scan (10x17x1): Measurement grid:
 dx=12mm, dy=12mm
 Maximum value of SAR (measured) = 0.404 W/kg

LTE Band 41 BodyWorn Front QPSK 20MHz 1RB 0offset 40185ch/Zoom Scan (7x7x7)/Cube 0: Measurement grid:
 dx=5mm, dy=5mm, dz=5mm
 Reference Value = 6.437 V/m; Power Drift = -0.16 dB
 Peak SAR (extrapolated) = 0.538 W/kg
SAR(1 g) = 0.276 W/kg; SAR(10 g) = 0.146 W/kg
 Maximum value of SAR (measured) = 0.435 W/kg



0 dB = 0.404 W/kg = -3.94 dBW/kg

Test Laboratory: HCT CO., LTD
 EUT Type: Mobile Phone
 Liquid Temperature: 19.4 °C
 Ambient Temperature: 19.5 °C
 Test Date: 09/27/2021
 Plot No.: 48

DUT: SM-A136U; Type: Bar;

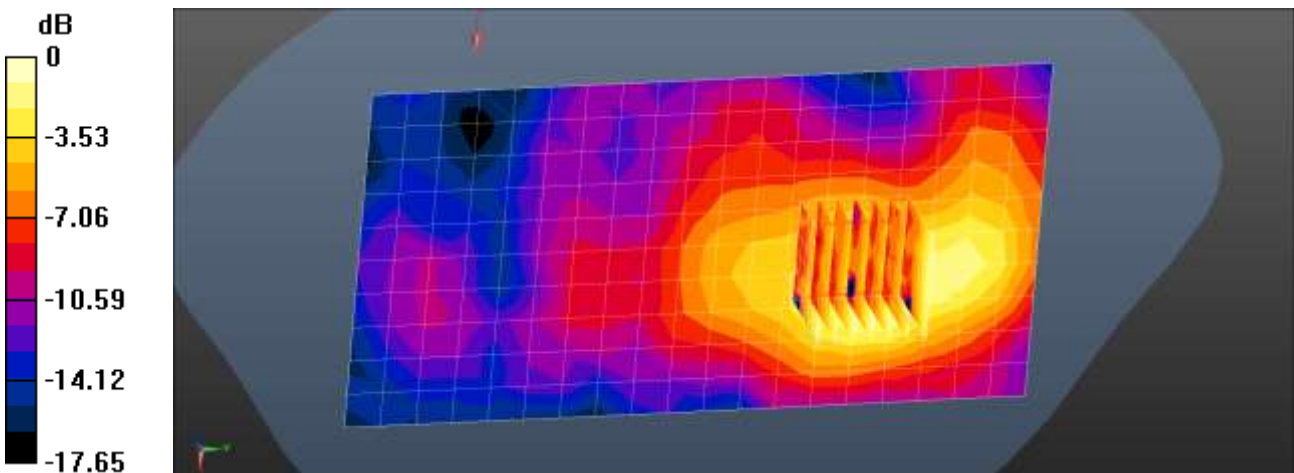
Communication System: UID 0, LTE 48 (0); Frequency: 3560 MHz; Duty Cycle: 1:1.58016
 Medium parameters used: $f = 3560 \text{ MHz}$; $\sigma = 3 \text{ S/m}$; $\epsilon_r = 38.81$; $\rho = 1000 \text{ kg/m}^3$
 Phantom section: Flat Section

DASY5 Configuration:

- Probe: EX3DV4 - SN7370; ConvF(6.8, 6.8, 6.8) @ 3560 MHz; Calibrated: 2021-08-26
- Sensor-Surface: 1.4mm (Mechanical Surface Detection)
- Electronics: DAE4 Sn1686; Calibrated: 2021-06-21
- Phantom: SAM with CRP v5.0(Right)_2014_03_05
- Measurement SW: DASY52, Version 52.10 (4)

LTE Band 48 BodyWorn Rear QPSK 20MHz 1RB 0offset 55340ch/Area Scan (11x20x1): Measurement grid:
 $dx=10\text{mm}$, $dy=10\text{mm}$
 Maximum value of SAR (measured) = 0.204 W/kg

LTE Band 48 BodyWorn Rear QPSK 20MHz 1RB 0offset 55340ch/Zoom Scan (7x7x8)/Cube 0: Measurement grid:
 $dx=5\text{mm}$, $dy=5\text{mm}$, $dz=4\text{mm}$
 Reference Value = 3.778 V/m; Power Drift = -0.03 dB
 Peak SAR (extrapolated) = 0.292 W/kg
SAR(1 g) = 0.118 W/kg; SAR(10 g) = 0.053 W/kg
 Maximum value of SAR (measured) = 0.219 W/kg



0 dB = 0.204 W/kg = -6.90 dBW/kg

Test Laboratory: HCT CO., LTD
EUT Type: Mobile Phone
Liquid Temperature: 22.4 °C
Ambient Temperature: 22.4 °C
Test Date: 10/08/2021
Plot No.: 49

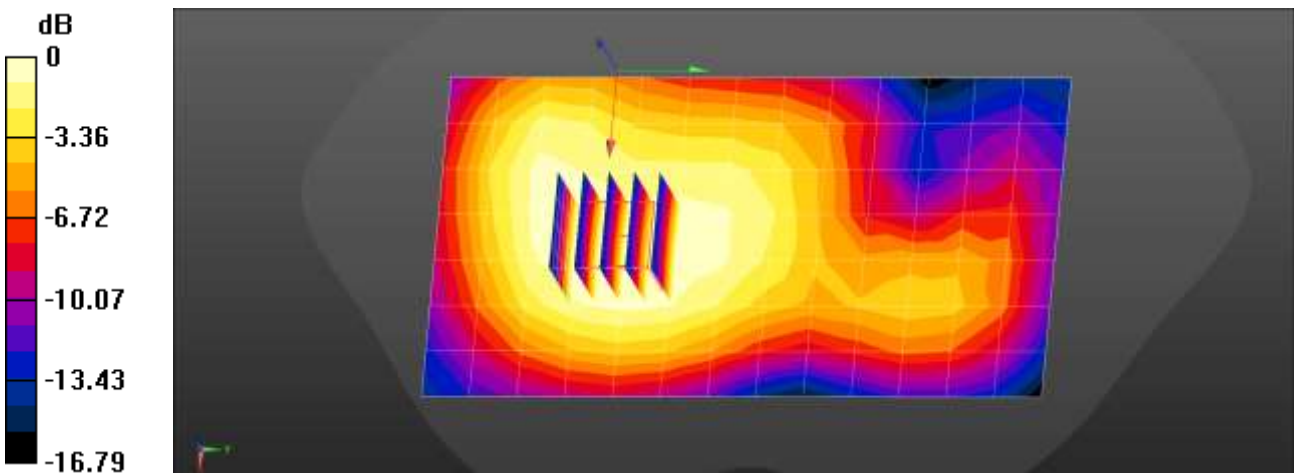
Communication System: UID 0, LTE 66 (0); Frequency: 1770 MHz;Duty Cycle: 1:1
Medium parameters used: $f = 1770$ MHz; $\sigma = 1.344$ S/m; $\epsilon_r = 40.034$; $\rho = 1000$ kg/m³
Phantom section: Flat Section

DASY5 Configuration:

- Probe: EX3DV4 - SN7654; ConvF(9.4, 9.4, 9.4) @ 1770 MHz; Calibrated: 2021-05-21
- Sensor-Surface: 1.4mm (Mechanical Surface
- Detection)
- Electronics: DAE4 Sn1687; Calibrated: 2021-06-21
- Phantom: Twin-SAM V8.0 (Left)
- Measurement SW: DASY52, Version 52.10 (4)

LTE Band 66 BodyWorn Front QPSK 20MHz 1RB 49offset 132572ch/Area Scan (8x14x1): Measurement grid:
dx=15mm, dy=15mm
Maximum value of SAR (measured) = 0.350 W/kg

LTE Band 66 BodyWorn Front QPSK 20MHz 1RB 49offset 132572ch/Zoom Scan (5x5x7)/Cube 0: Measurement grid: dx=8mm, dy=8mm, dz=5mm
Reference Value = 13.71 V/m; Power Drift = -0.17 dB
Peak SAR (extrapolated) = 0.402 W/kg
SAR(1 g) = 0.261 W/kg; SAR(10 g) = 0.175 W/kg
Maximum value of SAR (measured) = 0.349 W/kg



Test Laboratory: HCT CO., LTD
 EUT Type: Mobile Phone
 Liquid Temperature: 20.0 °C
 Ambient Temperature: 20.1 °C
 Test Date: 09/27/2021
 Plot No.: 50

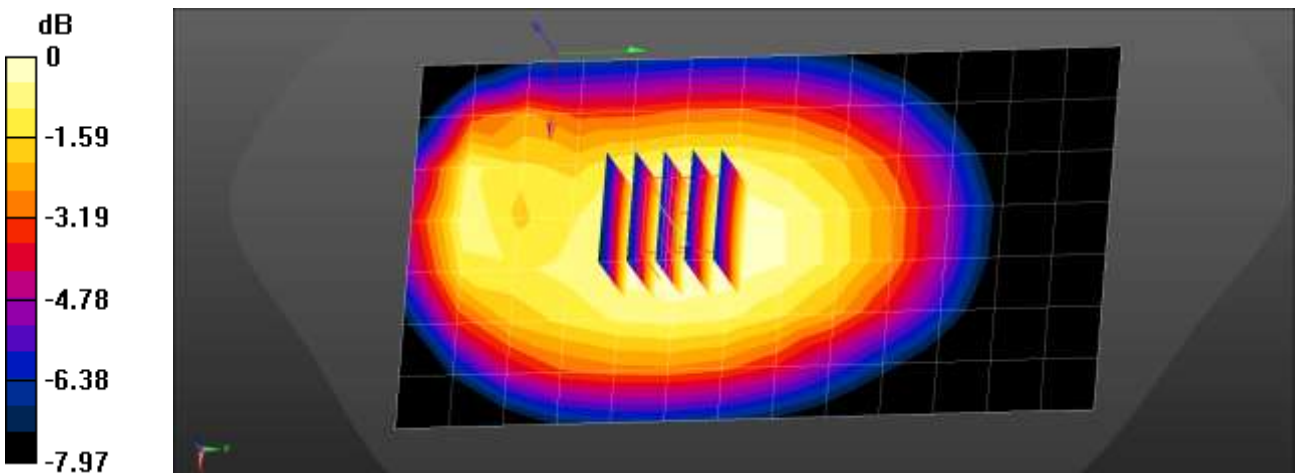
Communication System: UID 0, LTE Band 71 (0); Frequency: 680.5 MHz; Duty Cycle: 1:1
 Medium parameters used (extrapolated): $f = 680.5 \text{ MHz}$; $\sigma = 0.869 \text{ S/m}$; $\epsilon_r = 43.443$; $\rho = 1000 \text{ kg/m}^3$
 Phantom section: Flat Section

DASY5 Configuration:

- Probe: EX3DV4 - SN7654; ConvF(10.79, 10.79, 10.79) @ 680.5 MHz; Calibrated: 2021-05-21
- Sensor-Surface: 1.4mm (Mechanical Surface Detection)
- Electronics: DAE4 Sn1687; Calibrated: 2021-06-21
- Phantom: Twin-SAM V8.0 (Left)
- Measurement SW: DASY52, Version 52.10 (4)

LTE Band 71 Body worn Rear QPSK 20MHz 1RB 0offset 133297ch/Area Scan (8x14x1): Measurement grid:
 $dx=15\text{mm}$, $dy=15\text{mm}$
 Maximum value of SAR (measured) = 0.297 W/kg

LTE Band 71 Body worn Rear QPSK 20MHz 1RB 0offset 133297ch/Zoom Scan (5x5x7)/Cube 0: Measurement grid:
 $dx=8\text{mm}$, $dy=8\text{mm}$, $dz=5\text{mm}$
 Reference Value = 18.81 V/m; Power Drift = 0.03 dB
 Peak SAR (extrapolated) = 0.326 W/kg
SAR(1 g) = 0.248 W/kg; SAR(10 g) = 0.190 W/kg
 Maximum value of SAR (measured) = 0.299 W/kg



0 dB = 0.299 W/kg = -5.24 dBW/kg

Test Laboratory: HCT CO., LTD
 EUT Type: Mobile Phone
 Liquid Temperature: 20.4 °C
 Ambient Temperature: 20.5 °C
 Test Date: 09/17/2021
 Plot No.: 51

DUT: SM-A136U; Type: Bar;

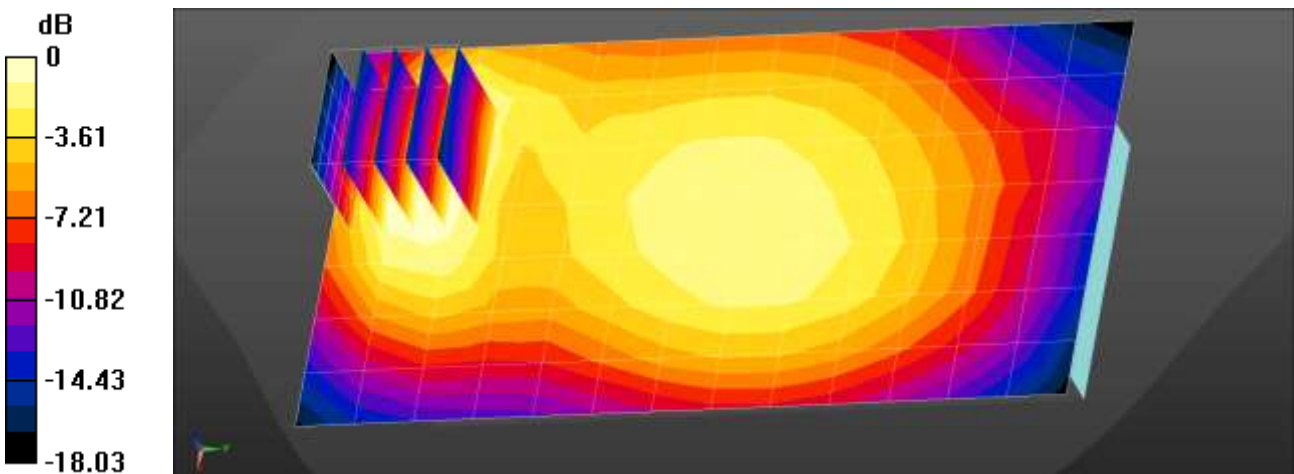
Communication System: UID 0, NR Band n5 (0); Frequency: 836.5 MHz; Duty Cycle: 1:1
 Medium parameters used (interpolated): $f = 836.5 \text{ MHz}$; $\sigma = 0.904 \text{ S/m}$; $\epsilon_r = 42.971$; $\rho = 1000 \text{ kg/m}^3$
 Phantom section: Flat Section

DASY5 Configuration:

- Probe: EX3DV4 - SN3903; ConvF(9.75, 9.75, 9.75) @ 836.5 MHz; Calibrated: 2021-03-24
- Sensor-Surface: 1.4mm (Mechanical Surface Detection)
- Electronics: DAE4 Sn1422; Calibrated: 2021-05-19
- Phantom: Twin-SAM V8.0 (30deg probe tilt)
- Measurement SW: DASY52, Version 52.10 (4)

NR Band n5 BodyWorn Rear CP QPSK 20MHz 1RB 1offset 167300ch/Area Scan (8x14x1): Measurement grid:
 $dx=15\text{mm}$, $dy=15\text{mm}$
 Maximum value of SAR (measured) = 0.249 W/kg

NR Band n5 BodyWorn Rear CP QPSK 20MHz 1RB 1offset 167300ch/Zoom Scan (5x5x7)/Cube 0: Measurement grid: $dx=8\text{mm}$, $dy=8\text{mm}$, $dz=5\text{mm}$
 Reference Value = 14.44 V/m; Power Drift = 0.05 dB
 Peak SAR (extrapolated) = 0.349 W/kg
SAR(1 g) = 0.215 W/kg; SAR(10 g) = 0.133 W/kg
 Maximum value of SAR (measured) = 0.301 W/kg



0 dB = 0.249 W/kg = -6.05 dBW/kg

Test Laboratory: HCT CO., LTD
 EUT Type: Mobile Phone
 Liquid Temperature: 22.4 °C
 Ambient Temperature: 22.5 °C
 Test Date: 10/12/2021
 Plot No.: 52

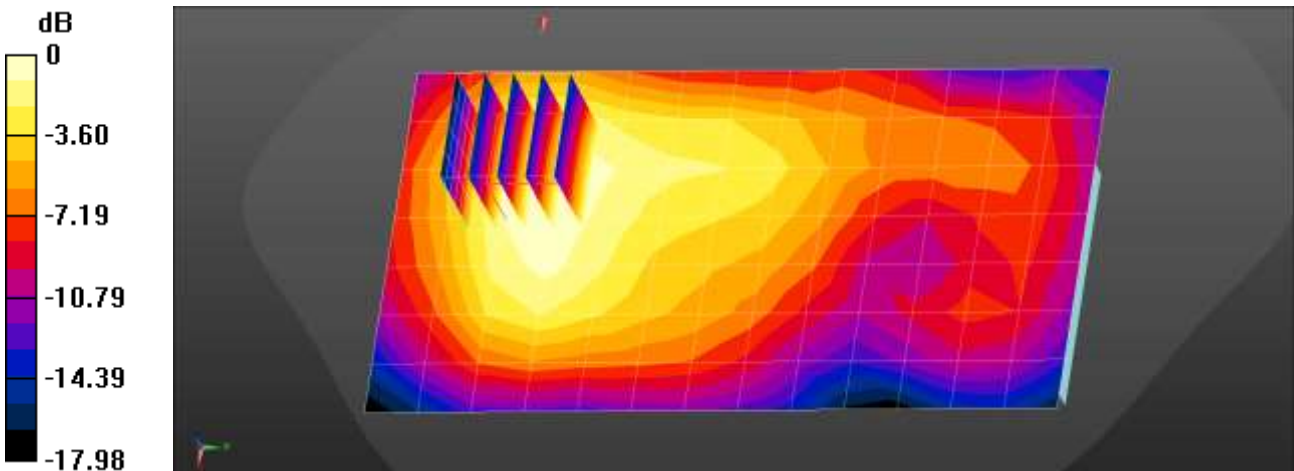
Communication System: UID 0, n25 (0); Frequency: 1882.5 MHz;Duty Cycle: 1:1
 Medium parameters used (interpolated): $f = 1882.5 \text{ MHz}$; $\sigma = 1.43 \text{ S/m}$; $\epsilon_r = 40.881$; $\rho = 1000 \text{ kg/m}^3$
 Phantom section: Flat Section

DASY5 Configuration:

- Probe: EX3DV4 - SN7654; ConvF(9.15, 9.15, 9.15) @ 1882.5 MHz; Calibrated: 2021-05-21
- Sensor-Surface: 1.4mm (Mechanical Surface Detection)
- Electronics: DAE4 Sn1687; Calibrated: 2021-06-21
- Phantom: Twin-SAM V8.0 (Left)
- Measurement SW: DASY52, Version 52.10 (4)

NR Band n25 BodyWorn Front DFT-s QPSK 20MHz 1RB 53offset 376500ch/Area Scan (8x14x1): Measurement
 grid: dx=15mm, dy=15mm
 Maximum value of SAR (measured) = 0.537 W/kg

NR Band n25 BodyWorn Front DFT-s QPSK 20MHz 1RB 53offset 376500ch/Zoom Scan (5x5x7)/Cube 0:
 Measurement grid: dx=8mm, dy=8mm, dz=5mm
 Reference Value = 11.72 V/m; Power Drift = 0.05 dB
 Peak SAR (extrapolated) = 0.662 W/kg
SAR(1 g) = 0.392 W/kg; SAR(10 g) = 0.242 W/kg
 Maximum value of SAR (measured) = 0.556 W/kg



0 dB = 0.537 W/kg = -2.70 dBW/kg

Test Laboratory: HCT CO., LTD
 EUT Type: Mobile Phone
 Liquid Temperature: 20.5 °C
 Ambient Temperature: 20.7 °C
 Test Date: 09/27/2021
 Plot No.: 53

DUT: SM-A136U; Type: Bar;

Communication System: UID 0, NR n41 (0); Frequency: 2592.99 MHz; Duty Cycle: 1:1
 Medium parameters used (interpolated): $f = 2592.99$ MHz; $\sigma = 1.95$ S/m; $\epsilon_r = 37.904$; $\rho = 1000$ kg/m³
 Phantom section: Flat Section

DASY5 Configuration:

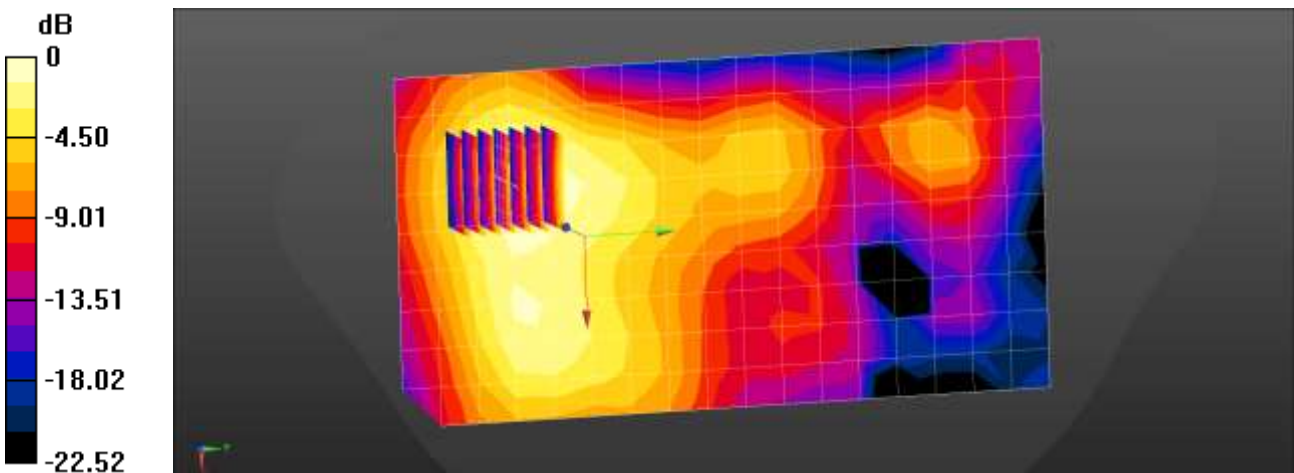
- Probe: EX3DV4 - SN3903; ConvF(7.6, 7.6, 7.6) @ 2592.99 MHz; Calibrated: 2021-03-24
- Sensor-Surface: 1.4mm (Mechanical Surface Detection)
- Electronics: DAE4 Sn1422; Calibrated: 2021-05-19
- Phantom: Twin-SAM V8.0 (30deg probe tilt)
- Measurement SW: DASY52, Version 52.10 (4)

NR Band n41 BodyWorn Front DFT-s QPSK 100MHz 135RB 69offset 518598ch/Area Scan (10x18x1):

Measurement grid: dx=12mm, dy=12mm
 Maximum value of SAR (measured) = 0.137 W/kg

NR Band n41 BodyWorn Front DFT-s QPSK 100MHz 135RB 69offset 518598ch/Zoom Scan (7x7x7)/Cube 0:

Measurement grid: dx=5mm, dy=5mm, dz=5mm
 Reference Value = 3.867 V/m; Power Drift = -0.10 dB
 Peak SAR (extrapolated) = 0.175 W/kg
SAR(1 g) = 0.090 W/kg; SAR(10 g) = 0.049 W/kg
 Maximum value of SAR (measured) = 0.141 W/kg



0 dB = 0.141 W/kg = -8.51 dBW/kg

Test Laboratory: HCT CO., LTD
 EUT Type: Mobile Phone
 Liquid Temperature: 20.8 °C
 Ambient Temperature: 20.9 °C
 Test Date: 09/24/2021
 Plot No.: 54

DUT: SM-A136U; Type: Bar;

Communication System: UID 0, NR n41 (0); Frequency: 2592.99 MHz;Duty Cycle: 1:1
 Medium parameters used (interpolated): $f = 2592.99$ MHz; $\sigma = 2.022$ S/m; $\epsilon_r = 39.685$; $\rho = 1000$ kg/m³
 Phantom section: Flat Section

DASY5 Configuration:

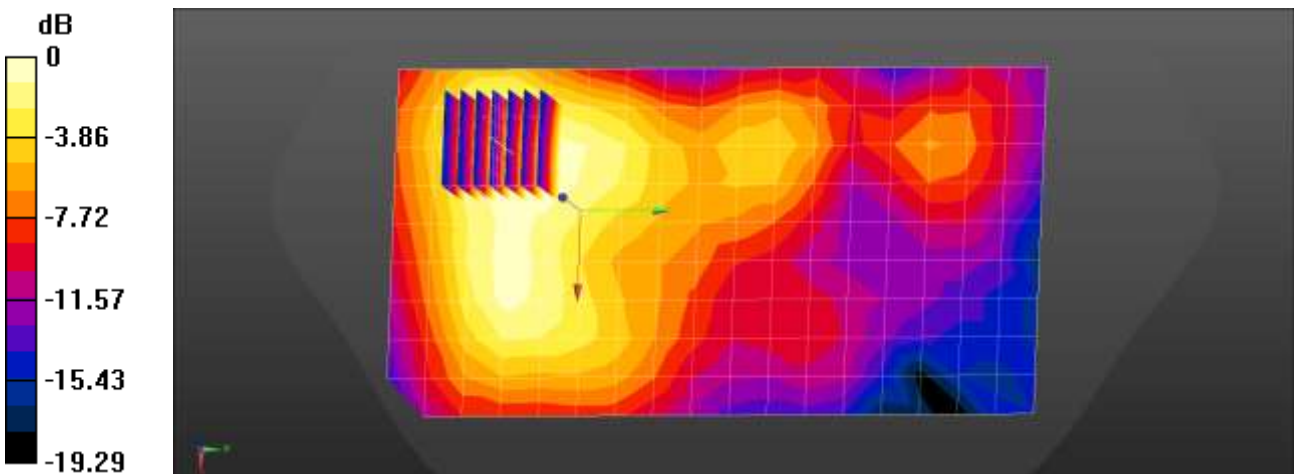
- Probe: EX3DV4 - SN3903; ConvF(7.6, 7.6, 7.6) @ 2592.99 MHz; Calibrated: 2021-03-24
- Sensor-Surface: 1.4mm (Mechanical Surface Detection)
- Electronics: DAE4 Sn1422; Calibrated: 2021-05-19
- Phantom: Twin-SAM V8.0 (30deg probe tilt)
- Measurement SW: DASY52, Version 52.10 (4)

NR Band n41 BodyWorn Front DFT-s QPSK 100MHz 135RB 69offset 518598ch/Area Scan (10x18x1):

Measurement grid: dx=12mm, dy=12mm
 Maximum value of SAR (measured) = 0.273 W/kg

NR Band n41 BodyWorn Front DFT-s QPSK 100MHz 135RB 69offset 518598ch/Zoom Scan (7x7x7)/Cube 0:

Measurement grid: dx=5mm, dy=5mm, dz=5mm
 Reference Value = 4.823 V/m; Power Drift = -0.15 dB
 Peak SAR (extrapolated) = 0.328 W/kg
SAR(1 g) = 0.178 W/kg; SAR(10 g) = 0.101 W/kg
 Maximum value of SAR (measured) = 0.270 W/kg



0 dB = 0.270 W/kg = -5.63 dBW/kg

Test Laboratory: HCT CO., LTD
 EUT Type: Mobile Phone
 Liquid Temperature: 20.4 °C
 Ambient Temperature: 20.5 °C
 Test Date: 09/18/2021
 Plot No.: 55

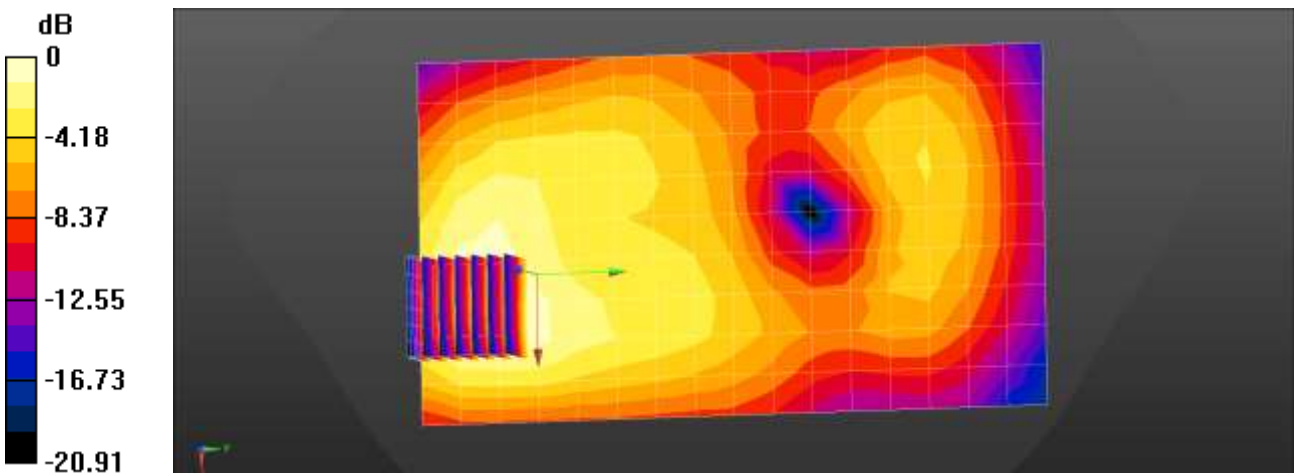
Communication System: UID 0, n66 (0); Frequency: 1745 MHz; Duty Cycle: 1:1
 Medium parameters used (interpolated): $f = 1745 \text{ MHz}$; $\sigma = 1.327 \text{ S/m}$; $\epsilon_r = 40.182$; $\rho = 1000 \text{ kg/m}^3$
 Phantom section: Flat Section

DASY5 Configuration:

- Probe: EX3DV4 - SN7654; ConvF(9.4, 9.4, 9.4) @ 1745 MHz; Calibrated: 2021-05-21
- Sensor-Surface: 1.4mm (Mechanical Surface Detection)
- Electronics: DAE4 Sn1687; Calibrated: 2021-06-21
- Phantom: Twin-SAM V8.0 (Left)
- Measurement SW: DASY52, Version 52.10 (4)

NR Band n66 BodyWorn Rear CP QPSK 40MHz 1RB 1offset 349000ch/Area Scan (10x17x1): Measurement grid:
 $dx=12\text{mm}$, $dy=12\text{mm}$
 Maximum value of SAR (measured) = 0.197 W/kg

NR Band n66 BodyWorn Rear CP QPSK 40MHz 1RB 1offset 349000ch/Zoom Scan (7x7x8)/Cube 0: Measurement grid: $dx=5\text{mm}$, $dy=5\text{mm}$, $dz=4\text{mm}$
 Reference Value = 6.914 V/m; Power Drift = 0.02 dB
 Peak SAR (extrapolated) = 0.243 W/kg
SAR(1 g) = 0.144 W/kg; SAR(10 g) = 0.088 W/kg
 Maximum value of SAR (measured) = 0.204 W/kg



0 dB = 0.197 W/kg = -7.04 dBW/kg

Test Laboratory: HCT CO., LTD
 EUT Type: Mobile Phone
 Liquid Temperature: 20.6 °C
 Ambient Temperature: 20.6 °C
 Test Date: 09/16/2021
 Plot No.: 56

DUT: SM-A136U; Type: Bar;

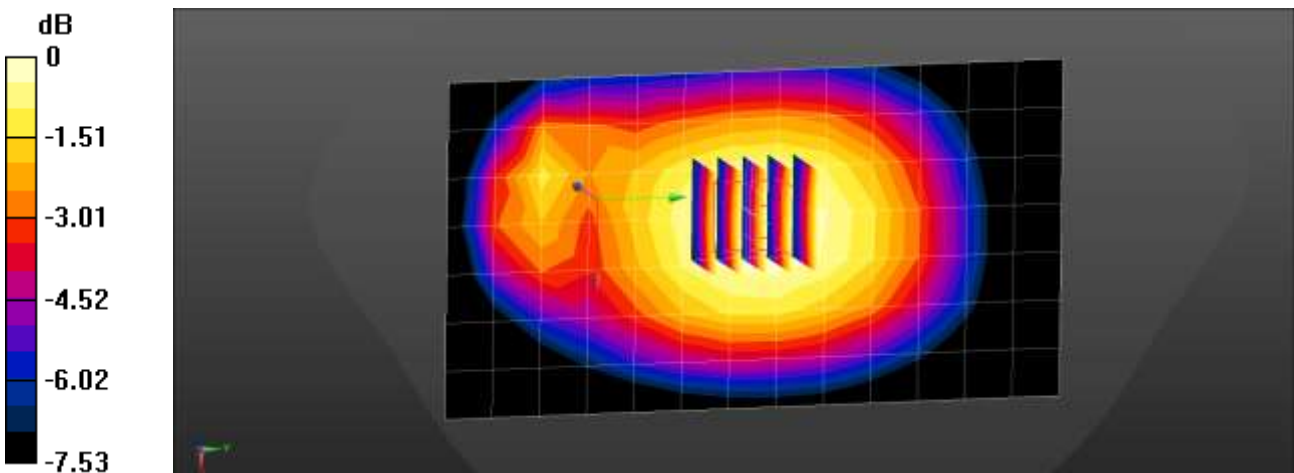
Communication System: UID 0, NR Band n71; Frequency: 680.5 MHz;Duty Cycle: 1:1
 Medium parameters used (extrapolated): $f = 680.5 \text{ MHz}$; $\sigma = 0.84 \text{ S/m}$; $\epsilon_r = 43.54$; $\rho = 1000 \text{ kg/m}^3$
 Phantom section: Flat Section

DASY5 Configuration:

- Probe: EX3DV4 - SN3903; ConvF(9.95, 9.95, 9.95) @ 680.5 MHz; Calibrated: 2021-03-24
- Sensor-Surface: 1.4mm (Mechanical Surface Detection)
- Electronics: DAE4 Sn1422; Calibrated: 2021-05-19
- Phantom: Twin-SAM V8.0 (30deg probe tilt)
- Measurement SW: DASY52, Version 52.10 (4)

NR Band n71 BodyWorn Rear DFT-s QPSK 20MHz 1RB 104offset 136100ch/Area Scan (8x14x1): Measurement
 grid: $dx=15\text{mm}$, $dy=15\text{mm}$
 Maximum value of SAR (measured) = 0.288 W/kg

NR Band n71 BodyWorn Rear DFT-s QPSK 20MHz 1RB 104offset 136100ch/Zoom Scan (5x5x7)/Cube 0:
 Measurement grid: $dx=8\text{mm}$, $dy=8\text{mm}$, $dz=5\text{mm}$
 Reference Value = 19.39 V/m; Power Drift = 0.09 dB
 Peak SAR (extrapolated) = 0.309 W/kg
SAR(1 g) = 0.244 W/kg; SAR(10 g) = 0.187 W/kg
 Maximum value of SAR (measured) = 0.289 W/kg



0 dB = 0.289 W/kg = -5.39 dBW/kg

Test Laboratory: HCT CO., LTD
EUT Type: Mobile Phone
Liquid Temperature: 22.7 °C
Ambient Temperature: 22.7 °C
Test Date: 10/02/2021
Plot No.: 57

DUT: SM-A136U; Type: Bar;

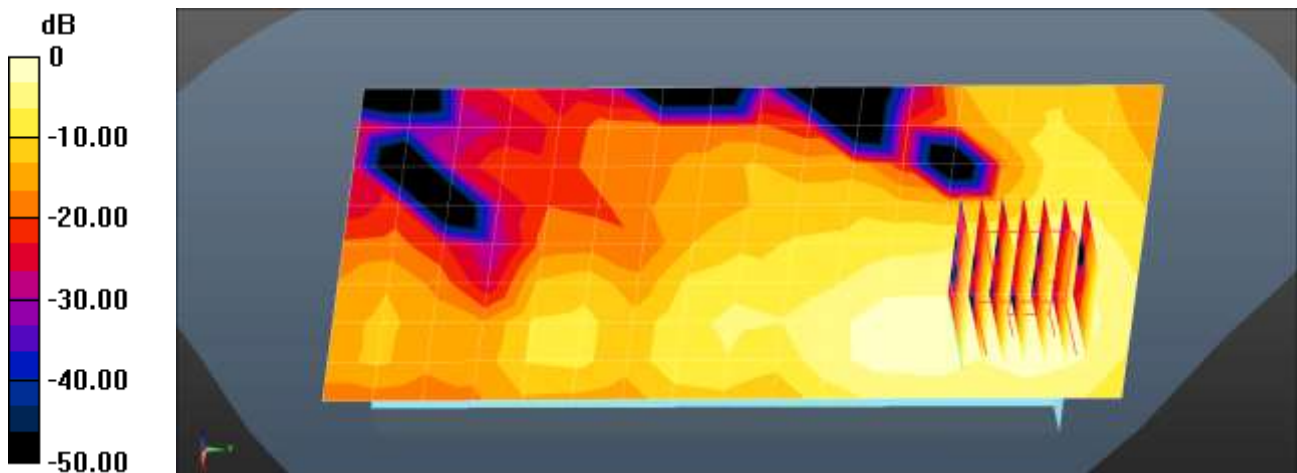
Communication System: UID 0, NR Band 77 (0); Frequency: 3750 MHz; Duty Cycle: 1:1
Medium parameters used: $f = 3750 \text{ MHz}$; $\sigma = 3.168 \text{ S/m}$; $\epsilon_r = 37.827$; $\rho = 1000 \text{ kg/m}^3$
Phantom section: Flat Section

DASY5 Configuration:

- Probe: EX3DV4 - SN7622; ConvF(7.15, 7.15, 7.15) @ 3750 MHz; Calibrated: 2020-11-06
- Sensor-Surface: 1.4mm (Mechanical Surface Detection)
- Electronics: DAE4 Sn504; Calibrated: 2021-02-19
- Phantom: SAM with CRP v5.0
- Measurement SW: DASY52, Version 52.10 (4)

NR Band n77 BodyWorn Rear DFT-s QPSK 100MHz 1RB 137offset 650000ch/Area Scan (9x17x1): Measurement grid: $dx=12\text{mm}$, $dy=12\text{mm}$
Maximum value of SAR (measured) = 0.230 W/kg

NR Band n77 BodyWorn Rear DFT-s QPSK 100MHz 1RB 137offset 650000ch/Zoom Scan (7x7x8)/Cube 0:
Measurement grid: $dx=5\text{mm}$, $dy=5\text{mm}$, $dz=4\text{mm}$
Reference Value = 2.530 V/m; Power Drift = 0.14 dB
Peak SAR (extrapolated) = 0.301 W/kg
SAR(1 g) = 0.121 W/kg; SAR(10 g) = 0.053 W/kg
Maximum value of SAR (measured) = 0.223 W/kg



0 dB = 0.230 W/kg = -6.39 dBW/kg

Test Laboratory: HCT CO., LTD
 EUT Type: Mobile Phone
 Liquid Temperature: 21.8 °C
 Ambient Temperature: 21.8 °C
 Test Date: 10/14/2021
 Plot No.: 58

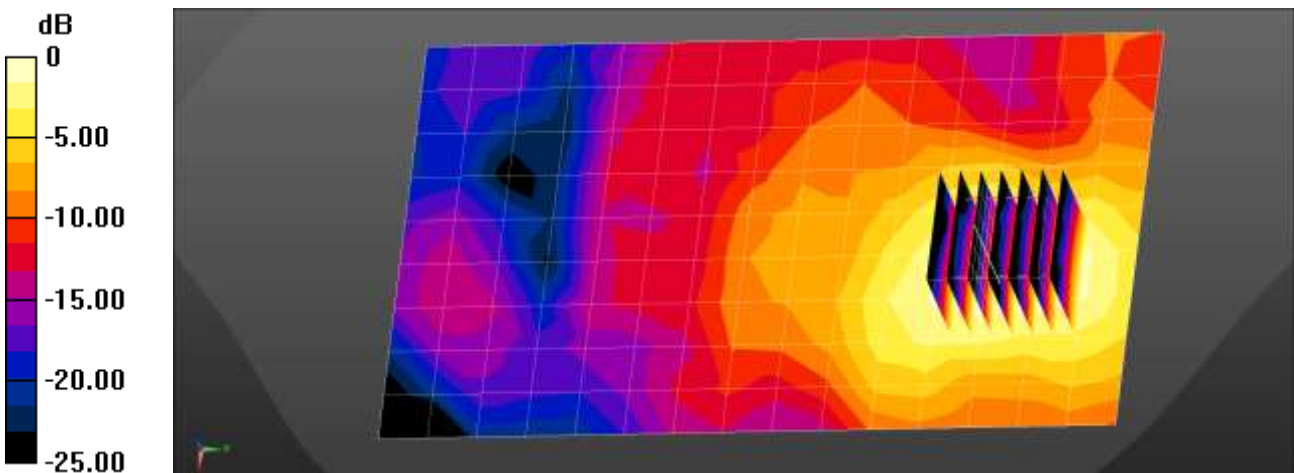
Communication System: UID 0, NR n77 Duty100% (0); Frequency: 3750 MHz;Duty Cycle: 1:1
 Medium parameters used: $f = 3750 \text{ MHz}$; $\sigma = 3.131 \text{ S/m}$; $\epsilon_r = 37.861$; $\rho = 1000 \text{ kg/m}^3$
 Phantom section: Flat Section

DASY5 Configuration:

- Probe: EX3DV4 - SN7654; ConvF(7.57, 7.57, 7.57) @ 3750 MHz; Calibrated: 2021-05-21
- Sensor-Surface: 1.4mm (Mechanical Surface Detection)
- Electronics: DAE4 Sn1687; Calibrated: 2021-06-21
- Phantom: Twin-SAM V8.0 (Left)
- Measurement SW: DASY52, Version 52.10 (4)

NR Band n77 BodyWorn Rear DFT-s QPSK 100MHz 135RB 69offset 650000ch/Area Scan (10x16x1): Measurement grid: $dx=12\text{mm}$, $dy=12\text{mm}$
 Maximum value of SAR (measured) = 0.363 W/kg

NR Band n77 BodyWorn Rear DFT-s QPSK 100MHz 135RB 69offset 650000ch/Zoom Scan (7x7x8)/Cube 0: Measurement grid: $dx=5\text{mm}$, $dy=5\text{mm}$, $dz=4\text{mm}$
 Reference Value = 4.252 V/m; Power Drift = -0.12 dB
 Peak SAR (extrapolated) = 0.578 W/kg
SAR(1 g) = 0.213 W/kg; SAR(10 g) = 0.098 W/kg
 Maximum value of SAR (measured) = 0.403 W/kg



0 dB = 0.403 W/kg = -3.95 dBW/kg

Test Laboratory: HCT CO., LTD
 EUT Type: Mobile Phone
 Liquid Temperature: 19.0 °C
 Ambient Temperature: 19.1 °C
 Test Date: 09/14/2021
 Plot No.: 59

Communication System: UID 0, NR n77 Duty100% (0); Frequency: 3500.01 MHz; Duty Cycle: 1:1
 Medium parameters used (interpolated): $f = 3500.01$ MHz; $\sigma = 2.937$ S/m; $\epsilon_r = 38.987$; $\rho = 1000$ kg/m³
 Phantom section: Flat Section

DASY5 Configuration:

- Probe: EX3DV4 - SN7654; ConvF(7.7, 7.7, 7.7) @ 3500.01 MHz; Calibrated: 2021-05-21
- Sensor-Surface: 1.4mm (Mechanical Surface Detection)
- Electronics: DAE4 Sn1687; Calibrated: 2021-06-21
- Phantom: Twin-SAM V8.0 (Left)
- Measurement SW: DASY52, Version 52.10 (4)

NR Band n77 BodyWorn Rear DFT-s QPSK 100MHz 1RB 137offset 633334ch/Area Scan (10x16x1): Measurement grid: dx=12mm, dy=12mm
 Maximum value of SAR (measured) = 0.187 W/kg

NR Band n77 BodyWorn Rear DFT-s QPSK 100MHz 1RB 137offset 633334ch/Zoom Scan (7x7x8)/Cube 0:
 Measurement grid: dx=5mm, dy=5mm, dz=4mm
 Reference Value = 3.463 V/m; Power Drift = -0.10 dB
 Peak SAR (extrapolated) = 0.252 W/kg
SAR(1 g) = 0.101 W/kg; SAR(10 g) = 0.043 W/kg
 Maximum value of SAR (measured) = 0.180 W/kg



0 dB = 0.180 W/kg = -7.45 dBW/kg

Test Laboratory: HCT CO., LTD
 EUT Type: Mobile Phone
 Liquid Temperature: 19.4 °C
 Ambient Temperature: 19.5 °C
 Test Date: 09/13/2021
 Plot No.: 60

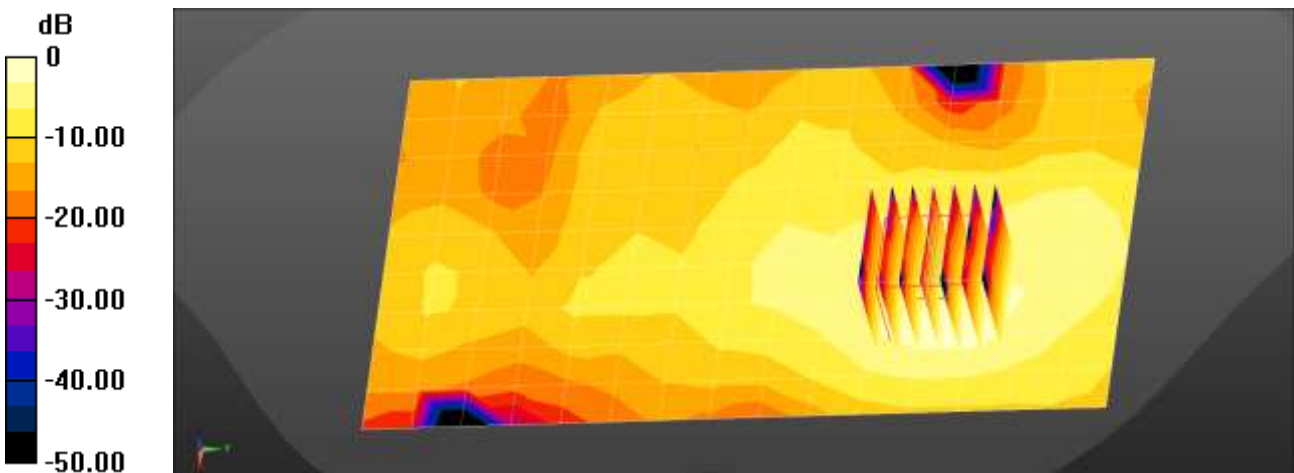
Communication System: UID 0, NR n77 Duty100% (0); Frequency: 3500.01 MHz; Duty Cycle: 1:1
 Medium parameters used (interpolated): $f = 3500.01$ MHz; $\sigma = 2.928$ S/m; $\epsilon_r = 38.862$; $\rho = 1000$ kg/m³
 Phantom section: Flat Section

DASY5 Configuration:

- Probe: EX3DV4 - SN7654; ConvF(7.7, 7.7, 7.7) @ 3500.01 MHz; Calibrated: 2021-05-21
- Sensor-Surface: 1.4mm (Mechanical Surface Detection)
- Electronics: DAE4 Sn1687; Calibrated: 2021-06-21
- Phantom: Twin-SAM V8.0 (Left)
- Measurement SW: DASY52, Version 52.10 (4)

NR Band n77 BodyWorn Rear DFT-s QPSK 100MHz 135RB 69offset 633334ch/Area Scan (10x16x1): Measurement grid: dx=12mm, dy=12mm
 Maximum value of SAR (measured) = 0.362 W/kg

NR Band n77 BodyWorn Rear DFT-s QPSK 100MHz 135RB 69offset 633334ch/Zoom Scan (7x7x8)/Cube 0:
 Measurement grid: dx=5mm, dy=5mm, dz=4mm
 Reference Value = 5.151 V/m; Power Drift = 0.13 dB
 Peak SAR (extrapolated) = 0.569 W/kg
SAR(1 g) = 0.235 W/kg; SAR(10 g) = 0.107 W/kg
 Maximum value of SAR (measured) = 0.418 W/kg



0 dB = 0.418 W/kg = -3.79 dBW/kg

Test Laboratory: HCT CO., LTD
EUT Type: Mobile Phone
Liquid Temperature: 22.5 °C
Ambient Temperature: 22.5 °C
Test Date: 09/28/2021
Plot No.: 61

DUT: SM-A136U; Type: Bar;

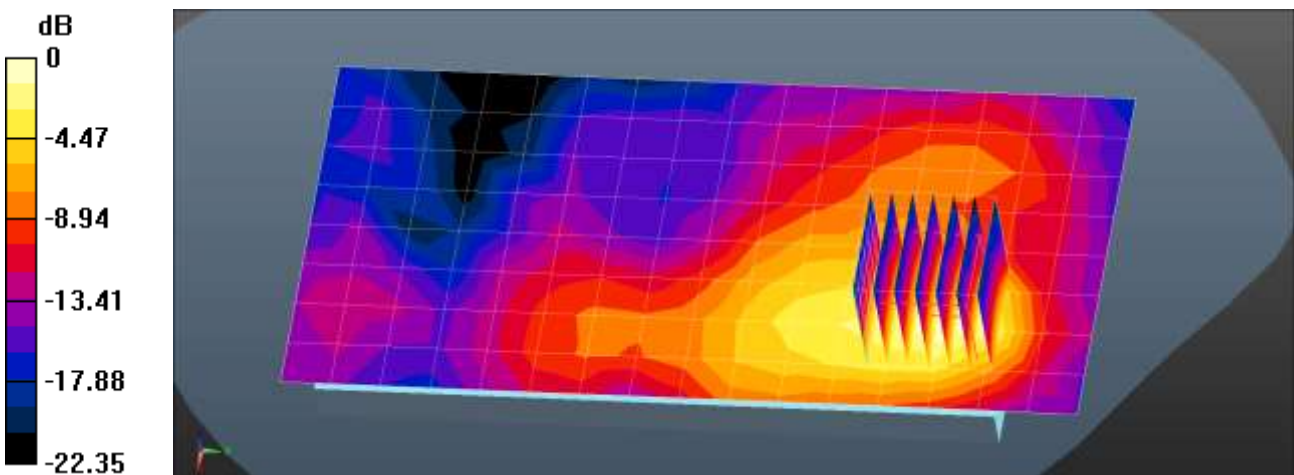
Communication System: UID 0, 2450MHz FCC (0); Frequency: 2462 MHz;Duty Cycle: 1:1
Medium parameters used (interpolated): $f = 2462$ MHz; $\sigma = 1.846$ S/m; $\epsilon_r = 37.796$; $\rho = 1000$ kg/m³
Phantom section: Flat Section

DASY5 Configuration:

- Probe: EX3DV4 - SN7370; ConvF(7.5, 7.5, 7.5) @ 2462 MHz; Calibrated: 2021-08-26
- Sensor-Surface: 1.4mm (Mechanical Surface Detection)
- Electronics: DAE4 Sn1686; Calibrated: 2021-06-21
- Phantom: SAM with CRP v5.0(Front)
- Measurement SW: DASY52, Version 52.10 (4)

802.11b BodyWorn Rear 1Mbps 11ch/Area Scan (9x17x1): Measurement grid: dx=12mm, dy=12mm
Maximum value of SAR (measured) = 0.201 W/kg

802.11b BodyWorn Rear 1Mbps 11ch/Zoom Scan (7x7x7)/Cube 0: Measurement grid: dx=5mm, dy=5mm, dz=5mm
Reference Value = 1.896 V/m; Power Drift = 0.10 dB
Peak SAR (extrapolated) = 0.272 W/kg
SAR(1 g) = 0.122 W/kg; SAR(10 g) = 0.058 W/kg
Maximum value of SAR (measured) = 0.209 W/kg



0 dB = 0.201 W/kg = -6.98 dBW/kg

Test Laboratory: HCT CO., LTD
EUT Type: Mobile Phone
Liquid Temperature: 21.8 °C
Ambient Temperature: 21.8 °C
Test Date: 10/15/2021
Plot No.: 62

DUT: SM-A136U; Type: Bar;

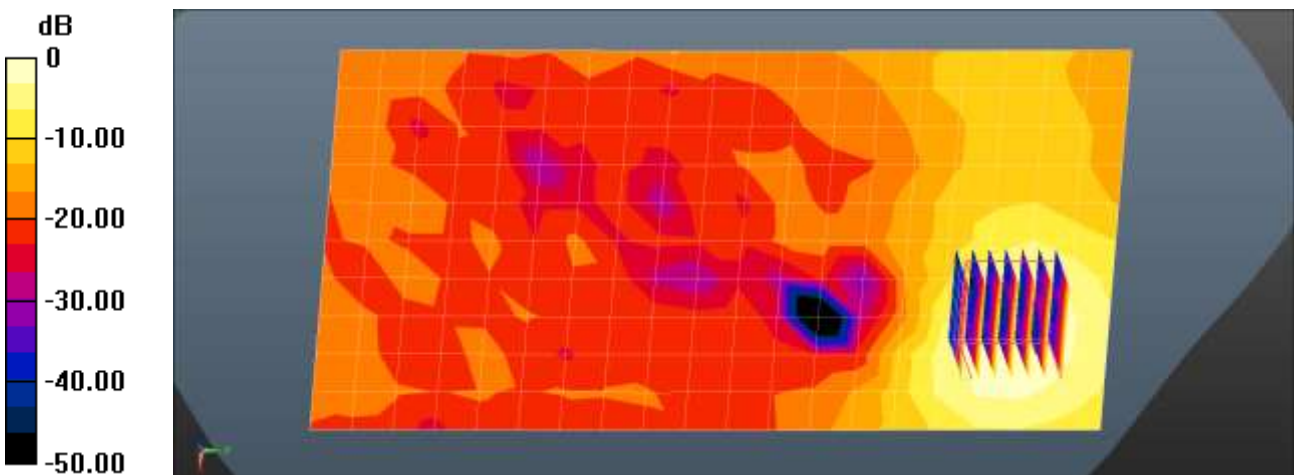
Communication System: UID 0, WIFI 5GHz (0); Frequency: 5320 MHz;Duty Cycle: 1:1
Medium parameters used: $f = 5320 \text{ MHz}$; $\sigma = 4.811 \text{ S/m}$; $\epsilon_r = 36.896$; $\rho = 1000 \text{ kg/m}^3$
Phantom section: Flat Section

DASY5 Configuration:

- Probe: EX3DV4 - SN7370; ConvF(5.15, 5.15, 5.15) @ 5320 MHz; Calibrated: 2021-08-26
- Sensor-Surface: 1.4mm (Mechanical Surface Detection)
- Electronics: DAE4 Sn1686; Calibrated: 2021-06-21
- Phantom: SAM with CRP v5.0(Right)_2014_03_05
- Measurement SW: DASY52, Version 52.10 (4)

802.11a BodyWorn Rear 6Mbps 64ch/Area Scan (11x20x1): Measurement grid: $dx=10\text{mm}$, $dy=10\text{mm}$
Maximum value of SAR (measured) = 0.501 W/kg

802.11a BodyWorn Rear 6Mbps 64ch/Zoom Scan (7x7x7)/Cube 0: Measurement grid: $dx=4\text{mm}$, $dy=4\text{mm}$, $dz=1.4\text{mm}$
Reference Value = 0.06700 V/m; Power Drift = -0.10 dB
Peak SAR (extrapolated) = 0.859 W/kg
SAR(1 g) = 0.253 W/kg; SAR(10 g) = 0.100 W/kg
Maximum value of SAR (measured) = 0.559 W/kg



0 dB = 0.501 W/kg = -3.00 dBW/kg

Test Laboratory: HCT CO., LTD
 EUT Type: Mobile Phone
 Liquid Temperature: 22.4 °C
 Ambient Temperature: 22.5 °C
 Test Date: 09/24/2021
 Plot No.: 63

DUT: SM-A136U; Type: Bar;

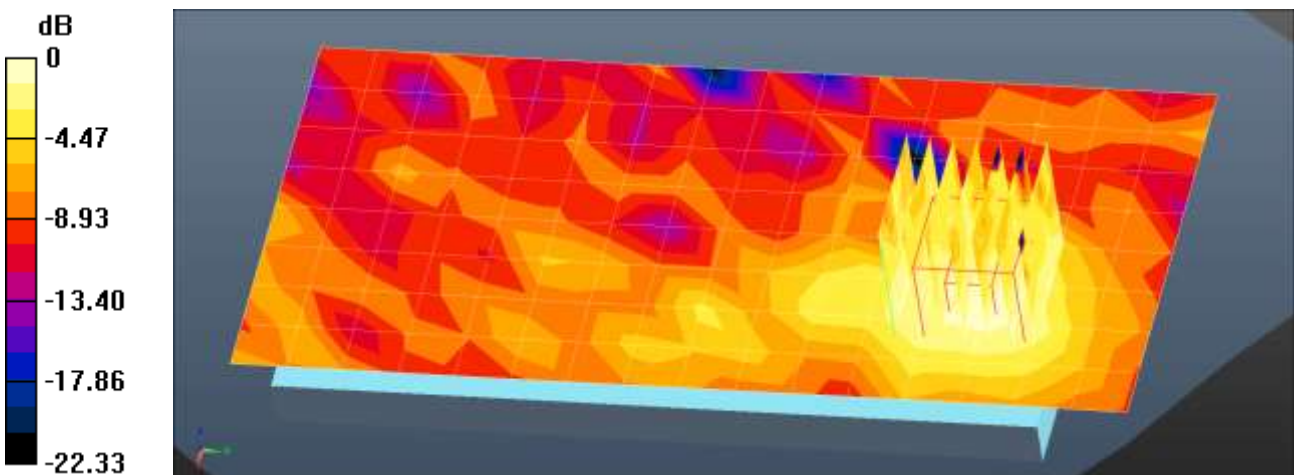
Communication System: UID 0, Bluetooth (0); Frequency: 2402 MHz; Duty Cycle: 1:1.3
 Medium parameters used (interpolated): $f = 2402$ MHz; $\sigma = 1.778$ S/m; $\epsilon_r = 38.032$; $\rho = 1000$ kg/m³
 Phantom section: Flat Section

DASY5 Configuration:

- Probe: EX3DV4 - SN7370; ConvF(7.5, 7.5, 7.5) @ 2402 MHz; Calibrated: 2021-08-26
- Sensor-Surface: 1.4mm (Mechanical Surface Detection)
- Electronics: DAE4 Sn1686; Calibrated: 2021-06-21
- Phantom: SAM with CRP v5.0(Front)
- Measurement SW: DASY52, Version 52.10 (4)

Bluetooth BodyWorn Rear DH5 0ch/Area Scan (9x17x1): Measurement grid: dx=12mm, dy=12mm
 Maximum value of SAR (measured) = 0.00989 W/kg

Bluetooth BodyWorn Rear DH5 0ch/Zoom Scan (7x7x7)/Cube 0: Measurement grid: dx=5mm, dy=5mm, dz=5mm
 Reference Value = 0.8680 V/m; Power Drift = -0.11 dB
 Peak SAR (extrapolated) = 0.0130 W/kg
SAR(1 g) = 0.00665 W/kg; SAR(10 g) = 0.00372 W/kg
 Maximum value of SAR (measured) = 0.0106 W/kg



0 dB = 0.00989 W/kg = -20.05 dBW/kg

Test Laboratory: HCT CO., LTD
 EUT Type: Mobile Phone
 Liquid Temperature: 21.5 °C
 Ambient Temperature: 21.6 °C
 Test Date: 09/19/2021
 Plot No.: 64

DUT: SM-A136U; Type: Bar;

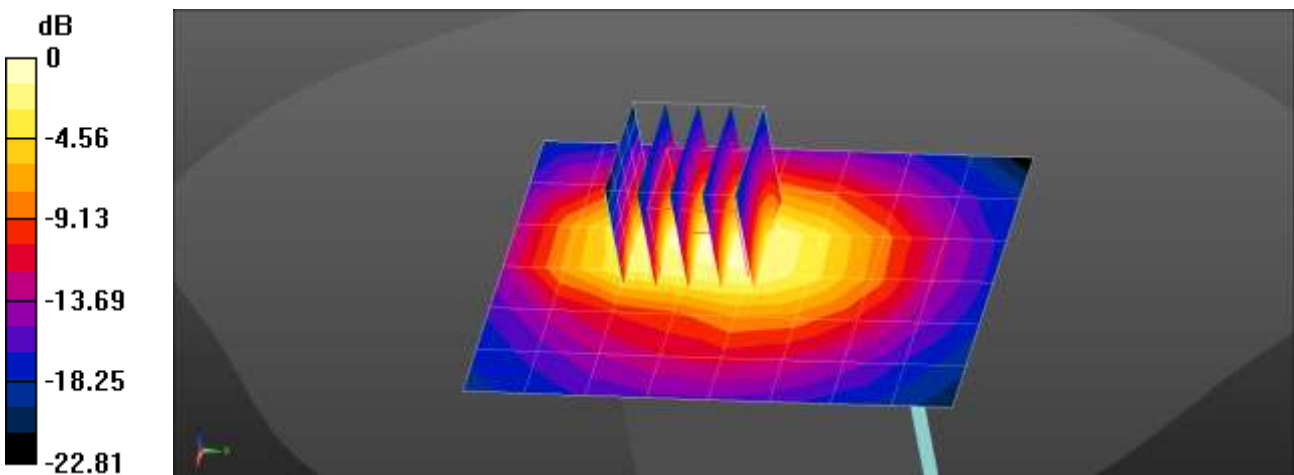
Communication System: UID 0, GSM 850 2Tx (0); Frequency: 836.6 MHz; Duty Cycle: 1:4.14954
 Medium parameters used (interpolated): $f = 836.6 \text{ MHz}$; $\sigma = 0.938 \text{ S/m}$; $\epsilon_r = 40.408$; $\rho = 1000 \text{ kg/m}^3$
 Phantom section: Flat Section

DASY5 Configuration:

- Probe: EX3DV4 - SN3903; ConvF(9.75, 9.75, 9.75) @ 836.6 MHz; Calibrated: 2021-03-24
- Sensor-Surface: 1.4mm (Mechanical Surface Detection)
- Electronics: DAE4 Sn1422; Calibrated: 2021-05-19
- Phantom: Twin-SAM V8.0 (30deg probe tilt)
- Measurement SW: DASY52, Version 52.10 (4)

GSM850 Body Bottom 190ch 2Tx/Area Scan (7x9x1): Measurement grid: dx=15mm, dy=15mm
 Maximum value of SAR (measured) = 0.779 W/kg

GSM850 Body Bottom 190ch 2Tx/Zoom Scan (5x5x7)/Cube 0: Measurement grid: dx=8mm, dy=8mm, dz=5mm
 Reference Value = 24.93 V/m; Power Drift = 0.17 dB
 Peak SAR (extrapolated) = 1.19 W/kg
SAR(1 g) = 0.636 W/kg; SAR(10 g) = 0.349 W/kg
 Maximum value of SAR (measured) = 0.976 W/kg



0 dB = 0.779 W/kg = -1.09 dBW/kg

Test Laboratory: HCT CO., LTD
 EUT Type: Mobile Phone
 Liquid Temperature: 19.5 °C
 Ambient Temperature: 19.5 °C
 Test Date: 09/28/2021
 Plot No.: 65

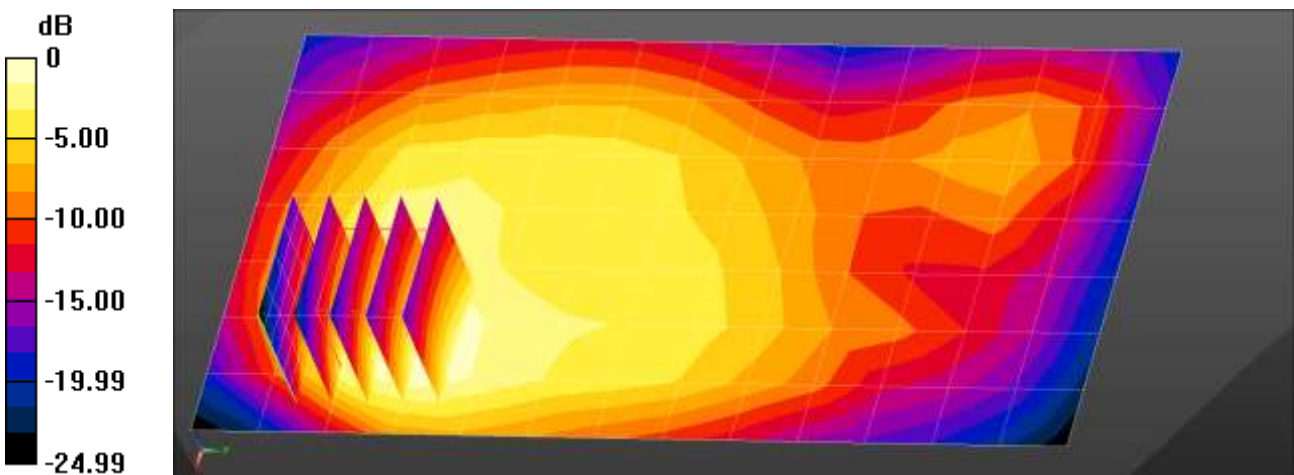
Communication System: UID 0, GSM 1900 2TX (0); Frequency: 1880 MHz; Duty Cycle: 1:4.14954
 Medium parameters used: $f = 1880 \text{ MHz}$; $\sigma = 1.369 \text{ S/m}$; $\epsilon_r = 40.993$; $\rho = 1000 \text{ kg/m}^3$
 Phantom section: Flat Section

DASY5 Configuration:

- Probe: EX3DV4 - SN7654; ConvF(9.15, 9.15, 9.15) @ 1880 MHz; Calibrated: 2021-05-21
- Sensor-Surface: 1.4mm (Mechanical Surface Detection)
- Electronics: DAE4 Sn1687; Calibrated: 2021-06-21
- Phantom: Twin-SAM V8.0 (Left)
- Measurement SW: DASY52, Version 52.10 (4)

GSM1900 2Tx Body Rear 661ch/Area Scan (8x14x1): Measurement grid: dx=15mm, dy=15mm
 Maximum value of SAR (measured) = 0.700 W/kg

GSM1900 2Tx Body Rear 661ch/Zoom Scan (5x5x7)/Cube 0: Measurement grid: dx=8mm, dy=8mm, dz=5mm
 Reference Value = 12.98 V/m; Power Drift = -0.04 dB
 Peak SAR (extrapolated) = 1.07 W/kg
SAR(1 g) = 0.564 W/kg; SAR(10 g) = 0.314 W/kg
 Maximum value of SAR (measured) = 0.879 W/kg



0 dB = 0.700 W/kg = -1.55 dBW/kg

Test Laboratory: HCT CO., LTD
EUT Type: Mobile Phone
Liquid Temperature: 21.0 °C
Ambient Temperature: 21.1 °C
Test Date: 09/15/2021
Plot No.: 66

DUT: SM-A136U; Type: Bar;

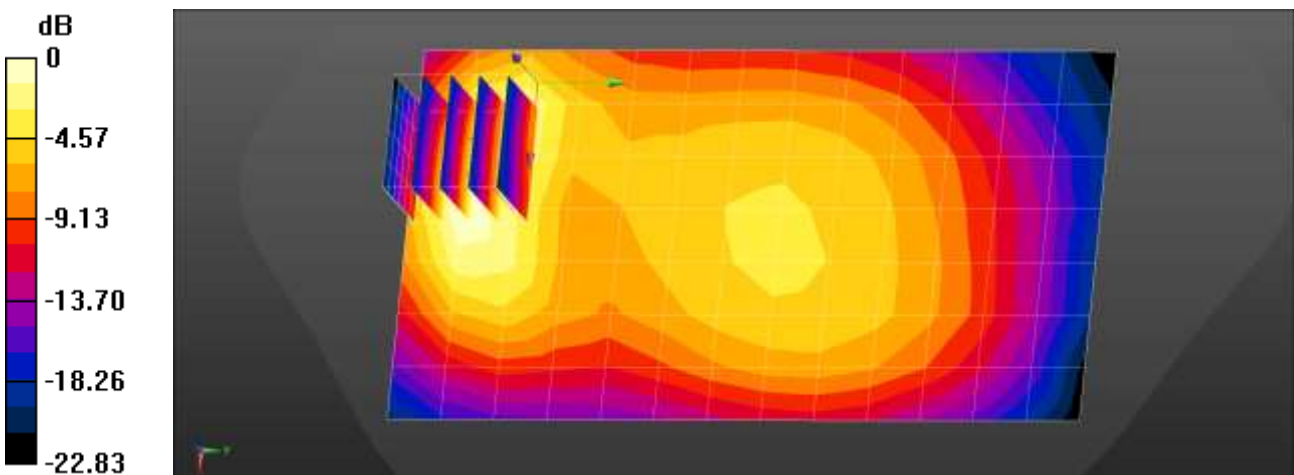
Communication System: UID 0, WCDMA850 (0); Frequency: 836.6 MHz; Duty Cycle: 1:1
Medium parameters used (interpolated): $f = 836.6$ MHz; $\sigma = 0.938$ S/m; $\epsilon_r = 40.408$; $\rho = 1000$ kg/m³
Phantom section: Flat Section

DASY5 Configuration:

- Probe: EX3DV4 - SN3903; ConvF(9.75, 9.75, 9.75) @ 836.6 MHz; Calibrated: 2021-03-24
- Sensor-Surface: 1.4mm (Mechanical Surface Detection)
- Electronics: DAE4 Sn1422; Calibrated: 2021-05-19
- Phantom: Twin-SAM V8.0 (30deg probe tilt)
- Measurement SW: DASY52, Version 52.10 (4)

UMTS Band 5 Body Rear 4183ch/Area Scan (8x14x1): Measurement grid: dx=15mm, dy=15mm
Maximum value of SAR (measured) = 0.644 W/kg

UMTS Band 5 Body Rear 4183ch/Zoom Scan (5x5x7)/Cube 0: Measurement grid: dx=8mm, dy=8mm, dz=5mm
Reference Value = 17.53 V/m; Power Drift = -0.17 dB
Peak SAR (extrapolated) = 0.908 W/kg
SAR(1 g) = 0.503 W/kg; SAR(10 g) = 0.285 W/kg
Maximum value of SAR (measured) = 0.749 W/kg



0 dB = 0.644 W/kg = -1.91 dBW/kg

Test Laboratory: HCT CO., LTD
 EUT Type: Mobile Phone
 Liquid Temperature: 21.0 °C
 Ambient Temperature: 21.1 °C
 Test Date: 09/30/2021
 Plot No.: 67

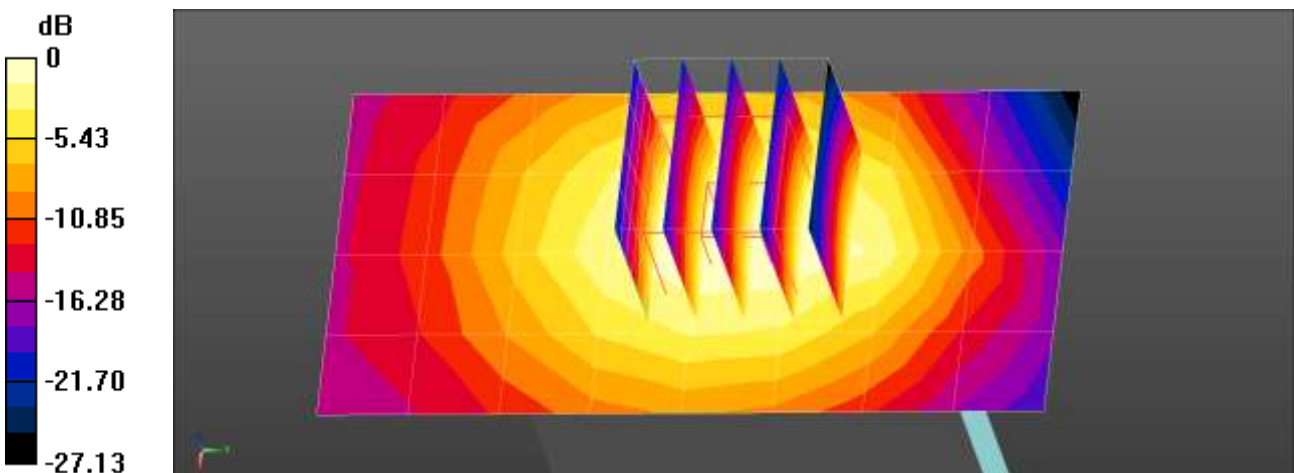
Communication System: UID 0, WCDMA IV (0); Frequency: 1752.8 MHz; Duty Cycle: 1:1
 Medium parameters used (interpolated): $f = 1752.8$ MHz; $\sigma = 1.335$ S/m; $\epsilon_r = 40.135$; $\rho = 1000$ kg/m³
 Phantom section: Flat Section

DASY5 Configuration:

- Probe: EX3DV4 - SN7654; ConvF(9.4, 9.4, 9.4) @ 1752.8 MHz; Calibrated: 2021-05-21
- Sensor-Surface: 1.4mm (Mechanical Surface Detection)
- Electronics: DAE4 Sn1687; Calibrated: 2021-06-21
- Phantom: Twin-SAM V8.0 (Left)
- Measurement SW: DASY52, Version 52.10 (4)

UMTS Band 4 Body Bottom 1513ch/Area Scan (5x9x1): Measurement grid: dx=15mm, dy=15mm
 Maximum value of SAR (measured) = 0.375 W/kg

UMTS Band 4 Body Bottom 1513ch/Zoom Scan (5x5x7)/Cube 0: Measurement grid: dx=8mm, dy=8mm, dz=5mm
 Reference Value = 17.23 V/m; Power Drift = -0.15 dB
 Peak SAR (extrapolated) = 0.457 W/kg
SAR(1 g) = 0.272 W/kg; SAR(10 g) = 0.162 W/kg
 Maximum value of SAR (measured) = 0.389 W/kg



0 dB = 0.375 W/kg = -4.25 dBW/kg

Test Laboratory: HCT CO., LTD
 EUT Type: Mobile Phone
 Liquid Temperature: 20.5 °C
 Ambient Temperature: 20.6 °C
 Test Date: 09/29/2021
 Plot No.: 68

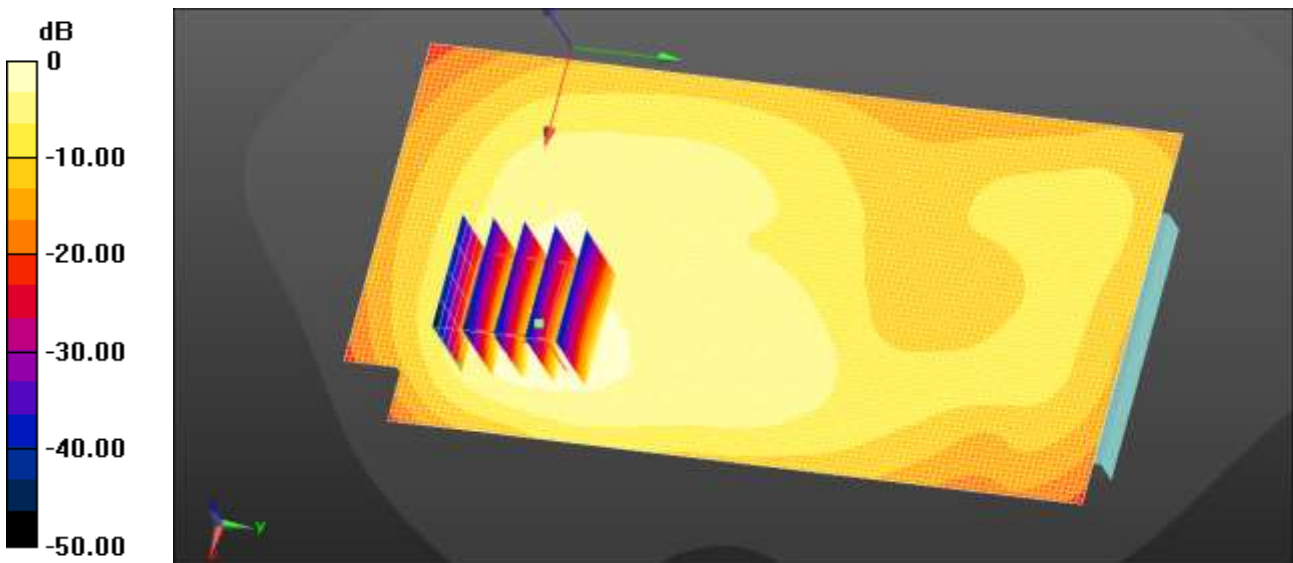
Communication System: UID 0, WCDMA1900 (0); Frequency: 1880 MHz; Duty Cycle: 1:1
 Medium parameters used: $f = 1880 \text{ MHz}$; $\sigma = 1.357 \text{ S/m}$; $\epsilon_r = 40.492$; $\rho = 1000 \text{ kg/m}^3$
 Phantom section: Flat Section

DASY5 Configuration:

- Probe: EX3DV4 - SN7654; ConvF(9.15, 9.15, 9.15) @ 1880 MHz; Calibrated: 2021-05-21
- Sensor-Surface: 1.4mm (Mechanical Surface Detection)
- Electronics: DAE4 Sn1687; Calibrated: 2021-06-21
- Phantom: Twin-SAM V8.0 (Left)
- Measurement SW: DASY52, Version 52.10 (4)

SM-A136U/UMTS Band 2 Body Rear 9400ch/Area Scan (71x131x1): Interpolated grid: $dx=1.500 \text{ mm}$, $dy=1.500 \text{ mm}$
 Maximum value of SAR (interpolated) = 0.410 W/kg

SM-A136U/UMTS Band 2 Body Rear 9400ch/Zoom Scan (5x5x7)/Cube 0: Measurement grid: $dx=8\text{mm}$, $dy=8\text{mm}$, $dz=5\text{mm}$
 Reference Value = 8.065 V/m; Power Drift = 0.02 dB
 Peak SAR (extrapolated) = 0.523 W/kg
SAR(1 g) = 0.273 W/kg; SAR(10 g) = 0.149 W/kg
 Smallest distance from peaks to all points 3 dB below = 10.7 mm
 Ratio of SAR at M2 to SAR at M1 = 52.3%
 Maximum value of SAR (measured) = 0.402 W/kg



0 dB = 0.410 W/kg = -3.88 dBW/kg

Test Laboratory: HCT CO., LTD
 EUT Type: Mobile Phone
 Liquid Temperature: 21.3 °C
 Ambient Temperature: 21.3 °C
 Test Date: 10/02/2021
 Plot No.: 69

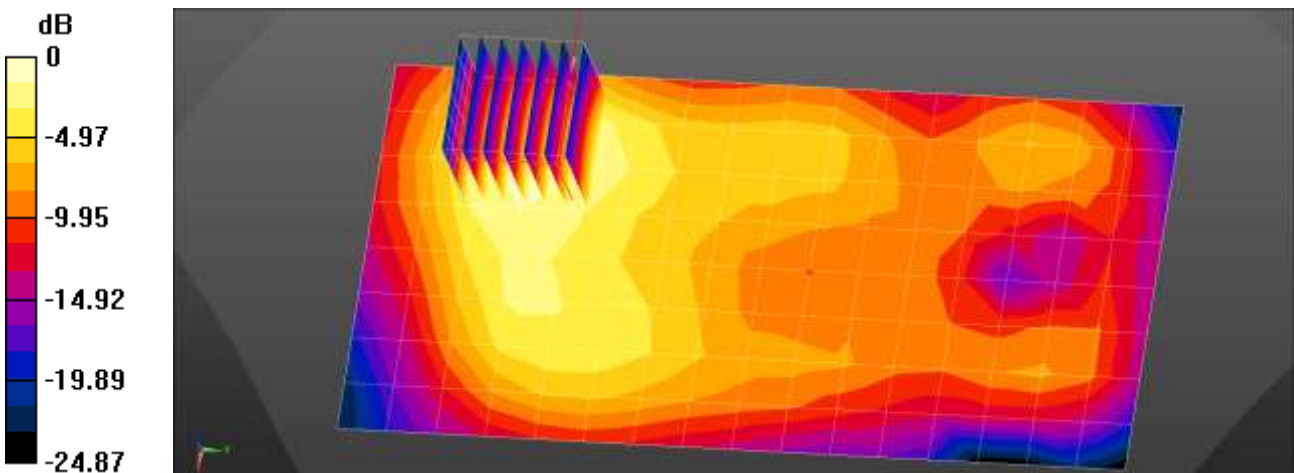
Communication System: UID 0, LTE Band 7 (0); Frequency: 2560 MHz; Duty Cycle: 1:1
 Medium parameters used: $f = 2560 \text{ MHz}$; $\sigma = 1.924 \text{ S/m}$; $\epsilon_r = 38.112$; $\rho = 1000 \text{ kg/m}^3$
 Phantom section: Flat Section

DASY5 Configuration:

- Probe: EX3DV4 - SN7654; ConvF(8.28, 8.28, 8.28) @ 2560 MHz; Calibrated: 2021-05-21
- Sensor-Surface: 1.4mm (Mechanical Surface Detection)
- Electronics: DAE4 Sn1687; Calibrated: 2021-06-21
- Phantom: Twin-SAM V8.0 (Left)
- Measurement SW: DASY52, Version 52.10 (4)

LTE Band 7 Body Front QPSK 20MHz 50RB 0offset 21350ch/Area Scan (9x17x1): Measurement grid: dx=12mm, dy=12mm
 Maximum value of SAR (measured) = 0.429 W/kg

LTE Band 7 Body Front QPSK 20MHz 50RB 0offset 21350ch/Zoom Scan (7x7x7)/Cube 0: Measurement grid: dx=5mm, dy=5mm, dz=5mm
 Reference Value = 5.294 V/m; Power Drift = 0.10 dB
 Peak SAR (extrapolated) = 0.549 W/kg
SAR(1 g) = 0.280 W/kg; SAR(10 g) = 0.145 W/kg
 Maximum value of SAR (measured) = 0.443 W/kg



0 dB = 0.429 W/kg = -3.67 dBW/kg

Test Laboratory: HCT CO., LTD
 EUT Type: Mobile Phone
 Liquid Temperature: 20.5 °C
 Ambient Temperature: 20.6 °C
 Test Date: 09/16/2021
 Plot No.: 70

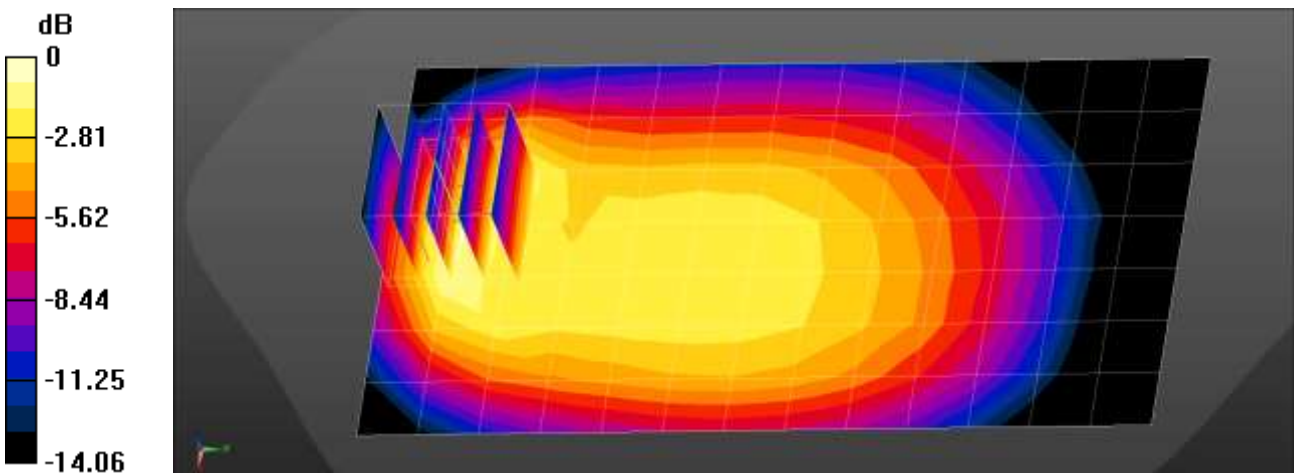
Communication System: UID 0, LTE Band 12 (0); Frequency: 707.5 MHz; Duty Cycle: 1:1
 Medium parameters used (interpolated): $f = 707.5 \text{ MHz}$; $\sigma = 0.881 \text{ S/m}$; $\epsilon_r = 43.153$; $\rho = 1000 \text{ kg/m}^3$
 Phantom section: Flat Section

DASY5 Configuration:

- Probe: EX3DV4 - SN7654; ConvF(10.79, 10.79, 10.79) @ 707.5 MHz; Calibrated: 2021-05-21
- Sensor-Surface: 1.4mm (Mechanical Surface Detection)
- Electronics: DAE4 Sn1687; Calibrated: 2021-06-21
- Phantom: Twin-SAM V8.0 (Left)
- Measurement SW: DASY52, Version 52.10 (4)

LTE Band 12 Body Rear QPSK 10MHz 1RB 0offset 23095ch/Area Scan (8x14x1): Measurement grid: dx=15mm, dy=15mm
 Maximum value of SAR (measured) = 0.440 W/kg

LTE Band 12 Body Rear QPSK 10MHz 1RB 0offset 23095ch/Zoom Scan (5x5x7)/Cube 0: Measurement grid: dx=8mm, dy=8mm, dz=5mm
 Reference Value = 18.88 V/m; Power Drift = 0.01 dB
 Peak SAR (extrapolated) = 0.577 W/kg
SAR(1 g) = 0.327 W/kg; SAR(10 g) = 0.197 W/kg
 Maximum value of SAR (measured) = 0.487 W/kg



0 dB = 0.487 W/kg = -3.12 dBW/kg

Test Laboratory: HCT CO., LTD
 EUT Type: Mobile Phone
 Liquid Temperature: 20.1 °C
 Ambient Temperature: 20.2 °C
 Test Date: 09/17/2021
 Plot No.: 71

Communication System: UID 0, LTE Band 13 (0); Frequency: 782 MHz; Duty Cycle: 1:1
 Medium parameters used (interpolated): $f = 782 \text{ MHz}$; $\sigma = 0.913 \text{ S/m}$; $\epsilon_r = 43.135$; $\rho = 1000 \text{ kg/m}^3$
 Phantom section: Flat Section

DASY5 Configuration:

- Probe: EX3DV4 - SN7654; ConvF(10.79, 10.79, 10.79) @ 782 MHz; Calibrated: 2021-05-21
- Sensor-Surface: 1.4mm (Mechanical Surface Detection)
- Electronics: DAE4 Sn1687; Calibrated: 2021-06-21
- Phantom: Twin-SAM V8.0 (Left)
- Measurement SW: DASY52, Version 52.10 (4)

LTE Band 13 Body Rear QPSK 10MHz 1RB 0offset 23230ch/Area Scan (8x14x1): Measurement grid: $dx=15\text{mm}$, $dy=15\text{mm}$

Maximum value of SAR (measured) = 0.774 W/kg

LTE Band 13 Body Rear QPSK 10MHz 1RB 0offset 23230ch/Zoom Scan (5x5x7)/Cube 0: Measurement grid: $dx=8\text{mm}$, $dy=8\text{mm}$, $dz=5\text{mm}$

Reference Value = 24.93 V/m; Power Drift = 0.07 dB

Peak SAR (extrapolated) = 0.983 W/kg

SAR(1 g) = 0.563 W/kg; SAR(10 g) = 0.332 W/kg

Maximum value of SAR (measured) = 0.838 W/kg

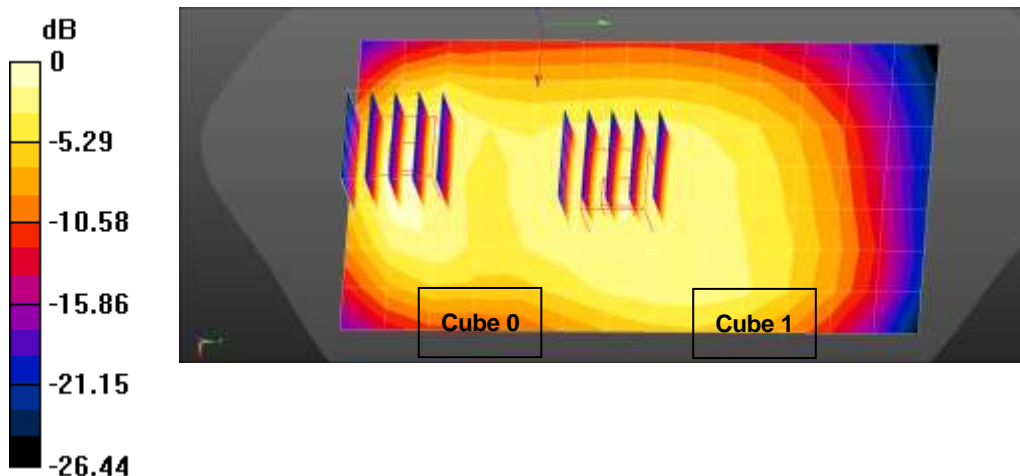
LTE Band 13 Body Rear QPSK 10MHz 1RB 0offset 23230ch/Zoom Scan (5x5x7)/Cube 1: Measurement grid: $dx=8\text{mm}$, $dy=8\text{mm}$, $dz=5\text{mm}$

Reference Value = 24.93 V/m; Power Drift = 0.07 dB

Peak SAR (extrapolated) = 0.575 W/kg

SAR(1 g) = 0.448 W/kg; SAR(10 g) = 0.346 W/kg

Maximum value of SAR (measured) = 0.532 W/kg



0 dB = 0.774 W/kg = -1.11 dBW/kg

Test Laboratory: HCT CO., LTD
EUT Type: Mobile Phone
Liquid Temperature: 20.4 °C
Ambient Temperature: 20.4 °C
Test Date: 09/24/2021
Plot No.: 72

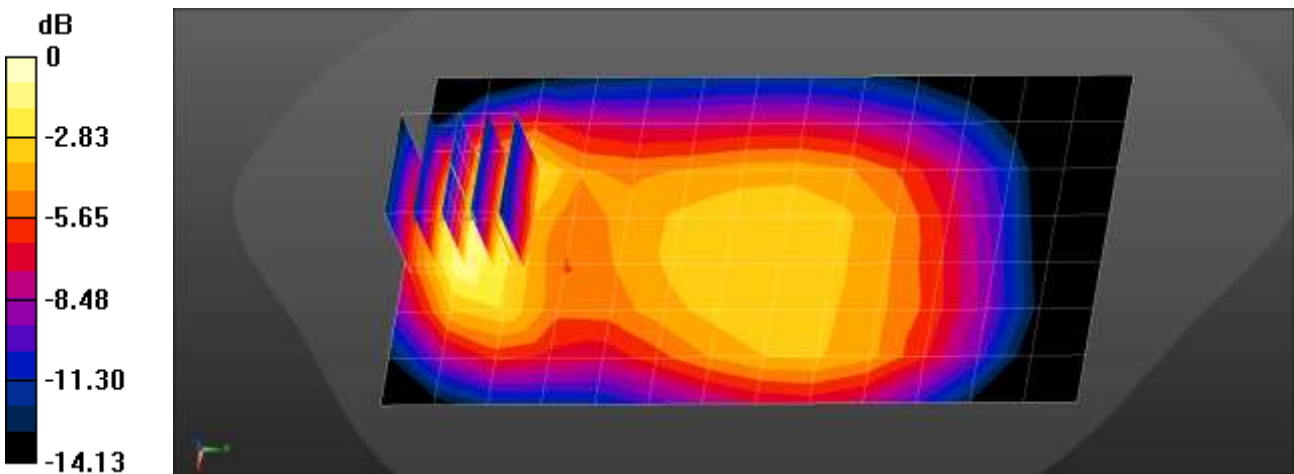
Communication System: UID 0, LTE 14 (0); Frequency: 793 MHz;Duty Cycle: 1:1
Medium parameters used (interpolated): $f = 793 \text{ MHz}$; $\sigma = 0.919 \text{ S/m}$; $\epsilon_r = 43.001$; $\rho = 1000 \text{ kg/m}^3$
Phantom section: Flat Section

DASY5 Configuration:

- Probe: EX3DV4 - SN7654; ConvF(10.79, 10.79, 10.79) @ 793 MHz; Calibrated: 2021-05-21
- Sensor-Surface: 1.4mm (Mechanical Surface Detection)
- Electronics: DAE4 Sn1687; Calibrated: 2021-06-21
- Phantom: Twin-SAM V8.0 (Left)
- Measurement SW: DASY52, Version 52.10 (4)

LTE Band 14 Body Rear QPSK 10MHz 1RB 24offset 23330ch/Area Scan (8x14x1): Measurement grid: $dx=15\text{mm}$, $dy=15\text{mm}$
Maximum value of SAR (measured) = 0.844 W/kg

LTE Band 14 Body Rear QPSK 10MHz 1RB 24offset 23330ch/Zoom Scan (5x5x7)/Cube 0: Measurement grid: $dx=8\text{mm}$, $dy=8\text{mm}$, $dz=5\text{mm}$
Reference Value = 23.75 V/m; Power Drift = 0.02 dB
Peak SAR (extrapolated) = 1.07 W/kg
SAR(1 g) = 0.608 W/kg; SAR(10 g) = 0.352 W/kg
Maximum value of SAR (measured) = 0.915 W/kg



0 dB = 0.915 W/kg = -0.39 dBW/kg

Test Laboratory: HCT CO., LTD
 EUT Type: Mobile Phone
 Liquid Temperature: 20.6 °C
 Ambient Temperature: 20.7 °C
 Test Date: 10/01/2021
 Plot No.: 73

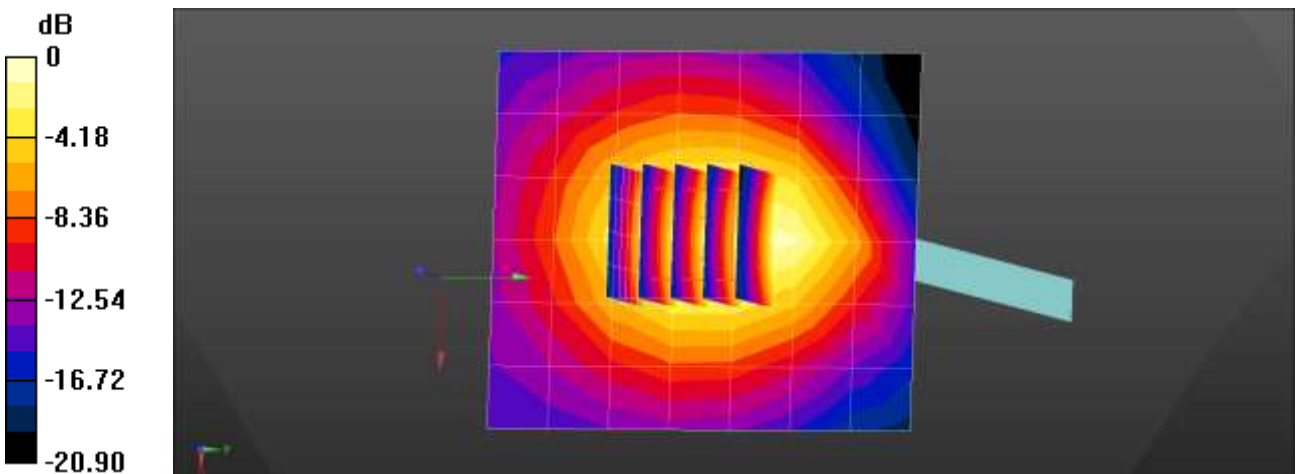
Communication System: UID 0, LTE Band 25 (0); Frequency: 1882.5 MHz; Duty Cycle: 1:1
 Medium parameters used (interpolated): $f = 1882.5 \text{ MHz}$; $\sigma = 1.391 \text{ S/m}$; $\epsilon_r = 41.492$; $\rho = 1000 \text{ kg/m}^3$
 Phantom section: Flat Section

DASY5 Configuration:

- Probe: EX3DV4 - SN7654; ConvF(9.15, 9.15, 9.15) @ 1882.5 MHz; Calibrated: 2021-05-21
- Sensor-Surface: 1.4mm (Mechanical Surface Detection)
- Electronics: DAE4 Sn1687; Calibrated: 2021-06-21
- Phantom: Twin-SAM V8.0 (Left)
- Measurement SW: DASY52, Version 52.10 (4)

LTE Band 25 Body Bottom QPSK 20MHz 50RB 25offset 26365ch/Area Scan (7x8x1): Measurement grid: dx=15mm, dy=15mm
 Maximum value of SAR (measured) = 0.551 W/kg

LTE Band 25 Body Bottom QPSK 20MHz 50RB 25offset 26365ch/Zoom Scan (5x5x7)/Cube 0: Measurement grid: dx=8mm, dy=8mm, dz=5mm
 Reference Value = 20.47 V/m; Power Drift = 0.01 dB
 Peak SAR (extrapolated) = 0.668 W/kg
SAR(1 g) = 0.384 W/kg; SAR(10 g) = 0.224 W/kg
 Maximum value of SAR (measured) = 0.561 W/kg



0 dB = 0.551 W/kg = -2.59 dBW/kg

Test Laboratory: HCT CO., LTD
 EUT Type: Mobile Phone
 Liquid Temperature: 19.4 °C
 Ambient Temperature: 19.5 °C
 Test Date: 09/15/2021
 Plot No.: 74

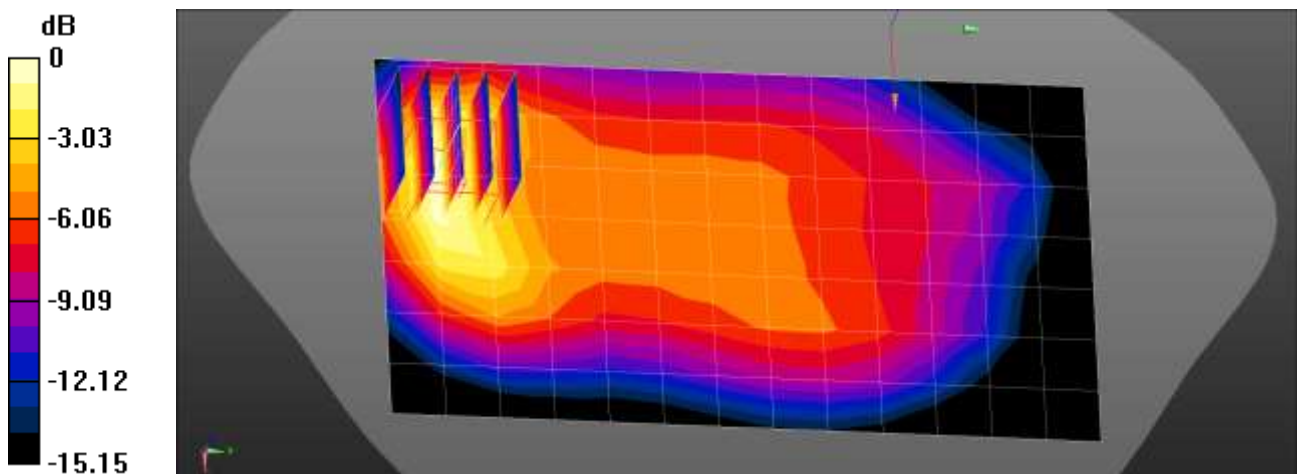
Communication System: UID 0, LTE Band 26 (0); Frequency: 831.5 MHz; Duty Cycle: 1:1
 Medium parameters used (interpolated): $f = 831.5 \text{ MHz}$; $\sigma = 0.908 \text{ S/m}$; $\epsilon_r = 41.763$; $\rho = 1000 \text{ kg/m}^3$
 Phantom section: Flat Section

DASY5 Configuration:

- Probe: EX3DV4 - SN7654; ConvF(10.54, 10.54, 10.54) @ 831.5 MHz; Calibrated: 2021-05-21
- Sensor-Surface: 1.4mm (Mechanical Surface Detection)
- Electronics: DAE4 Sn1687; Calibrated: 2021-06-21
- Phantom: Twin-SAM V8.0 (Left)
- Measurement SW: DASY52, Version 52.10 (4)

LTE Band 26 Body Rear QPSK 15MHz 36RB 0offset 26865ch/Area Scan (8x14x1): Measurement grid: dx=15mm, dy=15mm
 Maximum value of SAR (measured) = 0.472 W/kg

LTE Band 26 Body Rear QPSK 15MHz 36RB 0offset 26865ch/Zoom Scan (5x5x7)/Cube 0: Measurement grid: dx=8mm, dy=8mm, dz=5mm
 Reference Value = 12.99 V/m; Power Drift = 0.01 dB
 Peak SAR (extrapolated) = 0.591 W/kg
SAR(1 g) = 0.325 W/kg; SAR(10 g) = 0.187 W/kg
 Maximum value of SAR (measured) = 0.492 W/kg



0 dB = 0.492 W/kg = -3.08 dBW/kg

Test Laboratory: HCT CO., LTD
 EUT Type: Mobile Phone
 Liquid Temperature: 20.8 °C
 Ambient Temperature: 20.9 °C
 Test Date: 10/12/2021
 Plot No.: 75

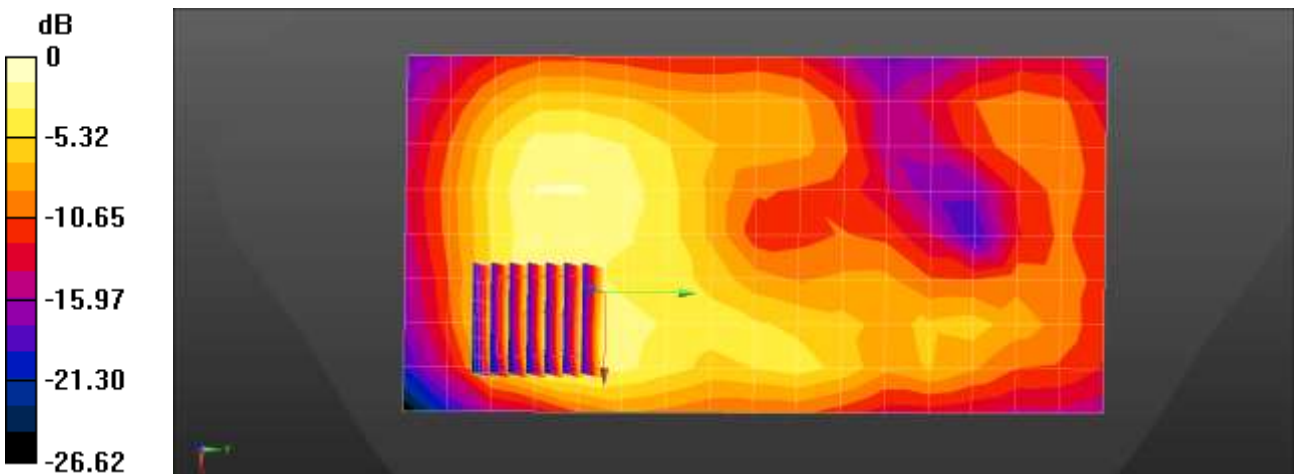
Communication System: UID 0, LTE Band 30 (0); Frequency: 2310 MHz; Duty Cycle: 1:1
 Medium parameters used: $f = 2310 \text{ MHz}$; $\sigma = 1.64 \text{ S/m}$; $\epsilon_r = 41.072$; $\rho = 1000 \text{ kg/m}^3$
 Phantom section: Flat Section

DASY5 Configuration:

- Probe: EX3DV4 - SN7654; ConvF(8.8, 8.8, 8.8) @ 2310 MHz; Calibrated: 2021-05-21
- Sensor-Surface: 1.4mm (Mechanical Surface Detection)
- Electronics: DAE4 Sn1687; Calibrated: 2021-06-21
- Phantom: Twin-SAM V8.0 (Left)
- Measurement SW: DASY52, Version 52.10 (4)

LTE Band 30 Body Rear QPSK 10MHz 1RB 24offset 27710ch/Area Scan (9x17x1): Measurement grid: dx=12mm, dy=12mm
 Maximum value of SAR (measured) = 0.675 W/kg

LTE Band 30 Body Rear QPSK 10MHz 1RB 24offset 27710ch/Zoom Scan (7x7x7)/Cube 0: Measurement grid: dx=5mm, dy=5mm, dz=5mm
 Reference Value = 5.776 V/m; Power Drift = -0.19 dB
 Peak SAR (extrapolated) = 0.853 W/kg
SAR(1 g) = 0.391 W/kg; SAR(10 g) = 0.190 W/kg
 Maximum value of SAR (measured) = 0.648 W/kg



0 dB = 0.675 W/kg = -1.71 dBW/kg

Test Laboratory: HCT CO., LTD
 EUT Type: Mobile Phone
 Liquid Temperature: 20.4 °C
 Ambient Temperature: 20.5 °C
 Test Date: 10/01/2021
 Plot No.: 76

DUT: SM-A136U; Type: Bar;

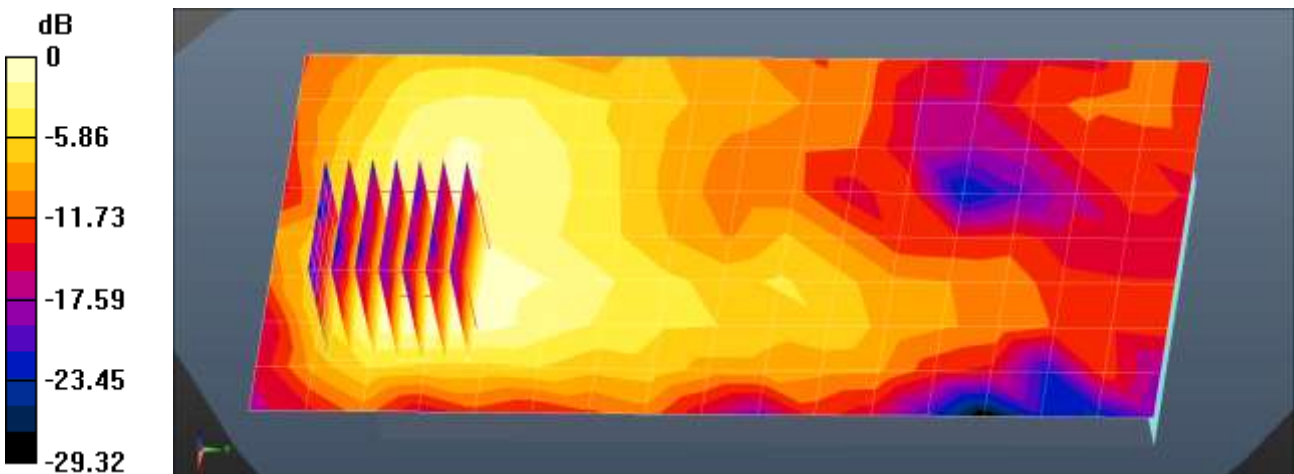
Communication System: UID 0, LTE Band40 (0); Frequency: 2310 MHz;Duty Cycle: 1:1.58016
 Medium parameters used: $f = 2310 \text{ MHz}$; $\sigma = 1.647 \text{ S/m}$; $\epsilon_r = 41.039$; $\rho = 1000 \text{ kg/m}^3$
 Phantom section: Flat Section

DASY5 Configuration:

- Probe: ES3DV3 - SN3076; ConvF(4.94, 4.94, 4.94) @ 2310 MHz; Calibrated: 2021-07-28
- Sensor-Surface: 3mm (Mechanical Surface Detection)
- Electronics: DAE4 Sn1417; Calibrated: 2021-02-22
- Phantom: SAM with CRP v5.0(Front)
- Measurement SW: DASY52, Version 52.10 (4)

LTE Band 40 Body Rear QPSK 10MHz 1RB 0offset 38750ch/Area Scan (9x17x1): Measurement grid: $dx=12\text{mm}$, $dy=12\text{mm}$
 Maximum value of SAR (measured) = 0.0185 W/kg

LTE Band 40 Body Rear QPSK 10MHz 1RB 0offset 38750ch/Zoom Scan (7x7x7)/Cube 0: Measurement grid: $dx=5\text{mm}$, $dy=5\text{mm}$, $dz=5\text{mm}$
 Reference Value = 1.341 V/m; Power Drift = -0.11 dB
 Peak SAR (extrapolated) = 0.0320 W/kg
SAR(1 g) = 0.016 W/kg; SAR(10 g) = 0.00847 W/kg
 Maximum value of SAR (measured) = 0.0202 W/kg



0 dB = 0.0185 W/kg = -17.33 dBW/kg

Test Laboratory: HCT CO., LTD
 EUT Type: Mobile Phone
 Liquid Temperature: 23.0 °C
 Ambient Temperature: 23.2 °C
 Test Date: 09/30/2021
 Plot No.: 77

DUT: SM-A136U; Type: Bar;

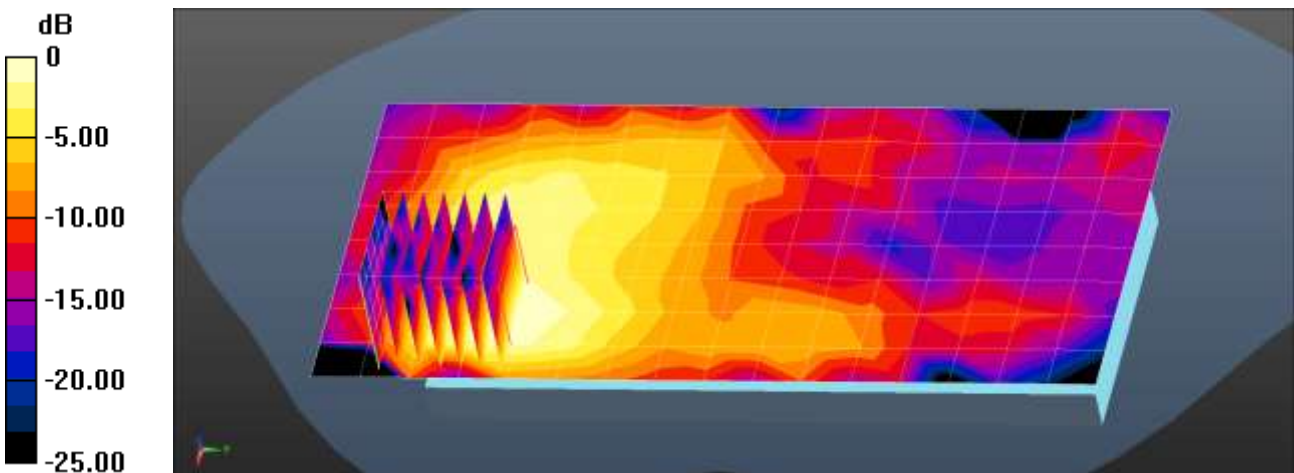
Communication System: UID 0, LTE Band40 (0); Frequency: 2355 MHz; Duty Cycle: 1:1.58016
 Medium parameters used (interpolated): $f = 2355$ MHz; $\sigma = 1.706$ S/m; $\epsilon_r = 40.945$; $\rho = 1000$ kg/m³
 Phantom section: Flat Section

DASY5 Configuration:

- Probe: ES3DV3 - SN3076; ConvF(4.94, 4.94, 4.94) @ 2355 MHz; Calibrated: 2021-07-28
- Sensor-Surface: 3mm (Mechanical Surface Detection)
- Electronics: DAE4 Sn1417; Calibrated: 2021-02-22
- Phantom: SAM with CRP v5.0(Front)
- Measurement SW: DASY52, Version 52.10 (4)

LTE Band 40 Body Rear QPSK 10MHz 1RB 0offset 39200ch/Area Scan (9x17x1): Measurement grid: dx=12mm, dy=12mm
 Maximum value of SAR (measured) = 0.0226 W/kg

LTE Band 40 Body Rear QPSK 10MHz 1RB 0offset 39200ch/Zoom Scan (7x7x7)/Cube 0: Measurement grid: dx=5mm, dy=5mm, dz=5mm
 Reference Value = 0.3980 V/m; Power Drift = 0.18 dB
 Peak SAR (extrapolated) = 0.0400 W/kg
SAR(1 g) = 0.019 W/kg; SAR(10 g) = 0.00931 W/kg
 Maximum value of SAR (measured) = 0.0234 W/kg



0 dB = 0.0234 W/kg = -16.31 dBW/kg

Test Laboratory: HCT CO., LTD
EUT Type: Mobile Phone
Liquid Temperature: 21.2 °C
Ambient Temperature: 21.2 °C
Test Date: 10/07/2021
Plot No.: 78

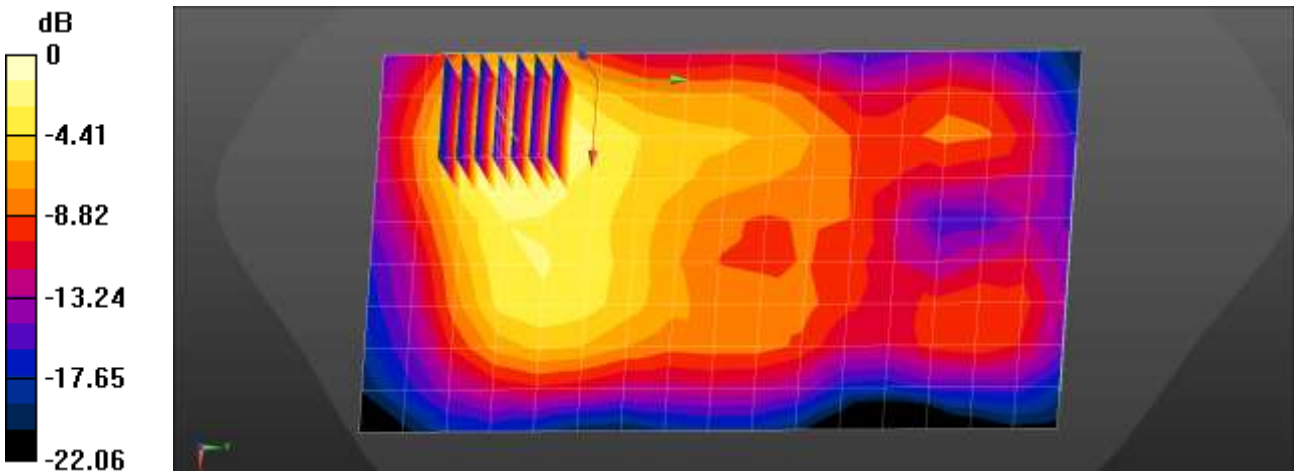
Communication System: UID 0, LTE Band 41 (FCC) (0); Frequency: 2549.5 MHz; Duty Cycle: 1:2.31
Medium parameters used: $f = 2550$ MHz; $\sigma = 1.955$ S/m; $\epsilon_r = 40.69$; $\rho = 1000$ kg/m³
Phantom section: Flat Section

DASY5 Configuration:

- Probe: EX3DV4 - SN7654; ConvF(8.28, 8.28, 8.28) @ 2549.5 MHz; Calibrated: 2021-05-21
- Sensor-Surface: 1.4mm (Mechanical Surface Detection)
- Electronics: DAE4 Sn1687; Calibrated: 2021-06-21
- Phantom: Twin-SAM V8.0 (Left)
- Measurement SW: DASY52, Version 52.10 (4)

LTE Band 41 Body Front QPSK 20MHz 50RB 49offset 40185ch/Area Scan (10x17x1): Measurement grid: dx=12mm, dy=12mm
Maximum value of SAR (measured) = 0.501 W/kg

LTE Band 41 Body Front QPSK 20MHz 50RB 49offset 40185ch/Zoom Scan (7x7x7)/Cube 0: Measurement grid: dx=5mm, dy=5mm, dz=5mm
Reference Value = 5.371 V/m; Power Drift = 0.18 dB
Peak SAR (extrapolated) = 0.614 W/kg
SAR(1 g) = 0.311 W/kg; SAR(10 g) = 0.159 W/kg
Maximum value of SAR (measured) = 0.489 W/kg



0 dB = 0.489 W/kg = -3.11 dBW/kg

Test Laboratory: HCT CO., LTD
 EUT Type: Mobile Phone
 Liquid Temperature: 19.4 °C
 Ambient Temperature: 19.5 °C
 Test Date: 09/27/2021
 Plot No.: 79

DUT: SM-A136U; Type: Bar;

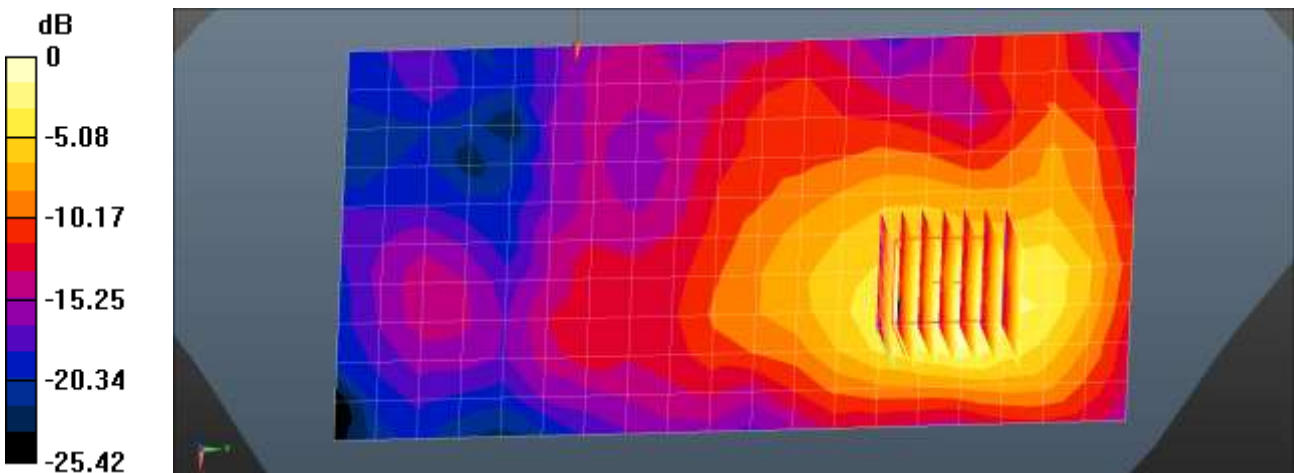
Communication System: UID 0, LTE 48 (0); Frequency: 3560 MHz; Duty Cycle: 1:1.58016
 Medium parameters used: $f = 3560 \text{ MHz}$; $\sigma = 3 \text{ S/m}$; $\epsilon_r = 38.81$; $\rho = 1000 \text{ kg/m}^3$
 Phantom section: Flat Section

DASY5 Configuration:

- Probe: EX3DV4 - SN7370; ConvF(6.8, 6.8, 6.8) @ 3560 MHz; Calibrated: 2021-08-26
- Sensor-Surface: 1.4mm (Mechanical SurfaceDetection)
- Electronics: DAE4 Sn1686; Calibrated: 2021-06-21
- Phantom: SAM with CRP v5.0(Right)_2014_03_05
- Measurement SW: DASY52, Version 52.10 (4)

LTE Band 48 Body Rear QPSK 20MHz 1RB 0offset 55340ch/Area Scan (11x20x1): Measurement grid: dx=10mm, dy=10mm
 Maximum value of SAR (measured) = 0.678 W/kg

LTE Band 48 Body Rear QPSK 20MHz 1RB 0offset 55340ch/Zoom Scan (7x7x8)/Cube 0: Measurement grid: dx=5mm, dy=5mm, dz=4mm
 Reference Value = 5.050 V/m; Power Drift = -0.18 dB
 Peak SAR (extrapolated) = 0.965 W/kg
SAR(1 g) = 0.362 W/kg; SAR(10 g) = 0.147 W/kg
 Maximum value of SAR (measured) = 0.700 W/kg



0 dB = 0.678 W/kg = -1.68 dBW/kg

Test Laboratory: HCT CO., LTD
EUT Type: Mobile Phone
Liquid Temperature: 22.4 °C
Ambient Temperature: 22.4 °C
Test Date: 10/08/2021
Plot No.: 80

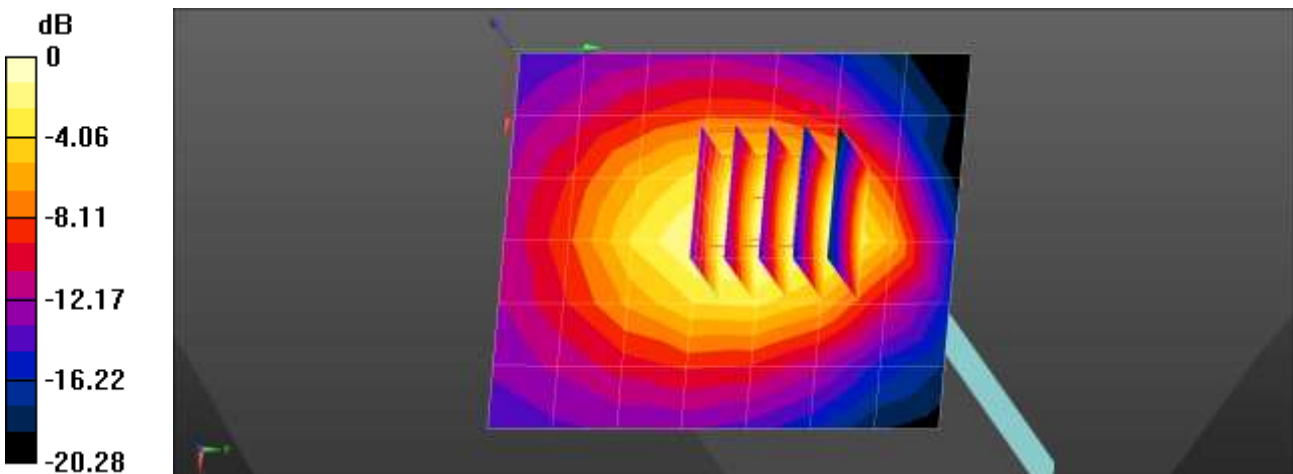
Communication System: UID 0, LTE 66 (0); Frequency: 1770 MHz;Duty Cycle: 1:1
Medium parameters used: $f = 1770$ MHz; $\sigma = 1.344$ S/m; $\epsilon_r = 40.034$; $\rho = 1000$ kg/m³
Phantom section: Flat Section

DASY5 Configuration:

- Probe: EX3DV4 - SN7654; ConvF(9.4, 9.4, 9.4) @ 1770 MHz; Calibrated: 2021-05-21
- Sensor-Surface: 1.4mm (Mechanical Surface Detection)
- Electronics: DAE4 Sn1687; Calibrated: 2021-06-21
- Phantom: Twin-SAM V8.0 (Left)
- Measurement SW: DASY52, Version 52.10 (4)

LTE Band 66 Body Bottom QPSK 20MHz 50RB 0offset 132572ch/Area Scan (7x8x1): Measurement grid: dx=15mm, dy=15mm
Maximum value of SAR (measured) = 0.461 W/kg

LTE Band 66 Body Bottom QPSK 20MHz 50RB 0offset 132572ch/Zoom Scan (5x5x7)/Cube 0: Measurement grid: dx=8mm, dy=8mm, dz=5mm
Reference Value = 18.45 V/m; Power Drift = -0.01 dB
Peak SAR (extrapolated) = 0.550 W/kg
SAR(1 g) = 0.320 W/kg; SAR(10 g) = 0.186 W/kg
Maximum value of SAR (measured) = 0.463 W/kg



0 dB = 0.461 W/kg = -3.36 dBW/kg

Test Laboratory: HCT CO., LTD
 EUT Type: Mobile Phone
 Liquid Temperature: 20.0 °C
 Ambient Temperature: 20.1 °C
 Test Date: 09/27/2021
 Plot No.: 81

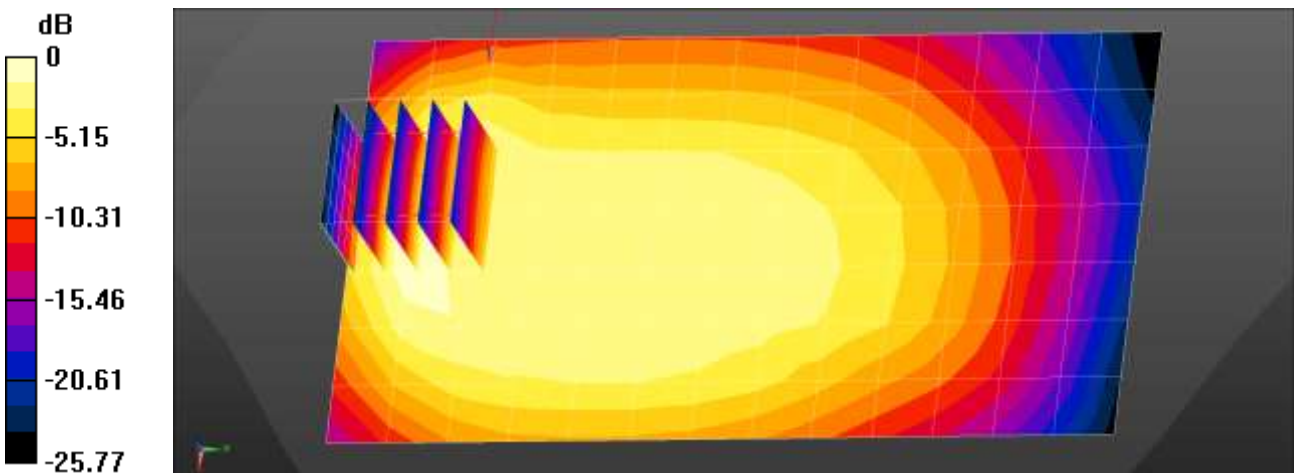
Communication System: UID 0, LTE Band 71 (0); Frequency: 680.5 MHz; Duty Cycle: 1:1
 Medium parameters used (extrapolated): $f = 673 \text{ MHz}$; $\sigma = 0.869 \text{ S/m}$; $\epsilon_r = 43.443$; $\rho = 1000 \text{ kg/m}^3$
 Phantom section: Flat Section

DASY5 Configuration:

- Probe: EX3DV4 - SN7654; ConvF(10.79, 10.79, 10.79) @ 680.5 MHz; Calibrated: 2021-05-21
- Sensor-Surface: 1.4mm (Mechanical Surface Detection)
- Electronics: DAE4 Sn1687; Calibrated: 2021-06-21
- Phantom: Twin-SAM V8.0 (Left)
- Measurement SW: DASY52, Version 52.10 (4)

LTE Band 71 Body Rear QPSK 20MHz 1RB 0offset 133297ch/Area Scan (8x14x1): Measurement grid: dx=15mm, dy=15mm
 Maximum value of SAR (measured) = 0.543 W/kg

LTE Band 71 Body Rear QPSK 20MHz 1RB 0offset 133297ch/Zoom Scan (5x5x7)/Cube 0: Measurement grid: dx=8mm, dy=8mm, dz=5mm
 Reference Value = 20.24 V/m; Power Drift = 0.07 dB
 Peak SAR (extrapolated) = 0.661 W/kg
SAR(1 g) = 0.369 W/kg; SAR(10 g) = 0.222 W/kg
 Maximum value of SAR (measured) = 0.555 W/kg



0 dB = 0.543 W/kg = -2.65 dBW/kg

Test Laboratory: HCT CO., LTD
 EUT Type: Mobile Phone
 Liquid Temperature: 20.4 °C
 Ambient Temperature: 20.5 °C
 Test Date: 09/17/2021
 Plot No.: 82

DUT: SM-A136U; Type: Bar;

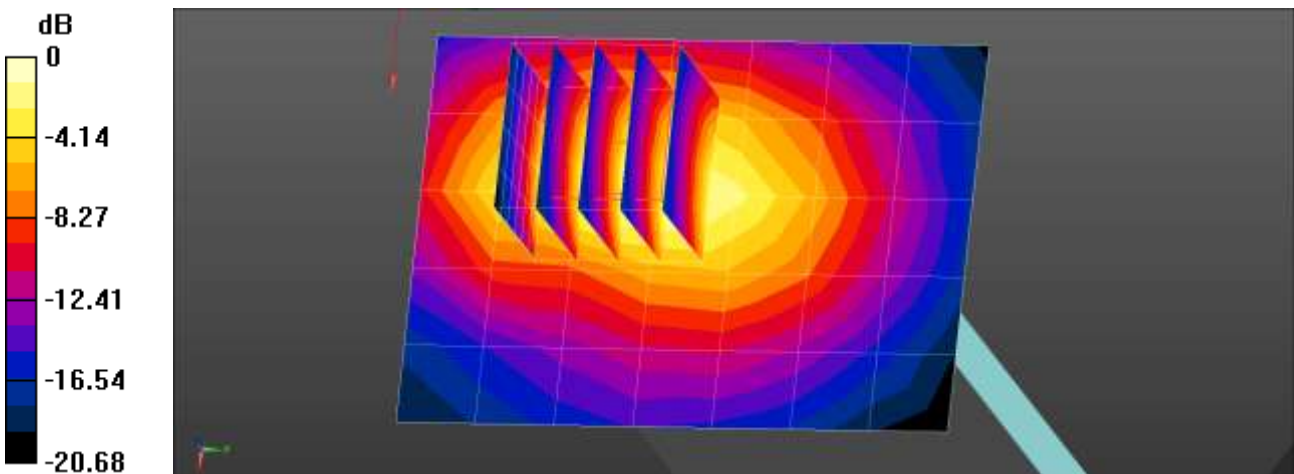
Communication System: UID 0, NR Band n5 (0); Frequency: 836.5 MHz; Duty Cycle: 1:1
 Medium parameters used (interpolated): $f = 836.5 \text{ MHz}$; $\sigma = 0.904 \text{ S/m}$; $\epsilon_r = 42.971$; $\rho = 1000 \text{ kg/m}^3$
 Phantom section: Flat Section

DASY5 Configuration:

- Probe: EX3DV4 - SN3903; ConvF(9.75, 9.75, 9.75) @ 836.5 MHz; Calibrated: 2021-03-24
- Sensor-Surface: 1.4mm (Mechanical Surface Detection)
- Electronics: DAE4 Sn1422; Calibrated: 2021-05-19
- Phantom: Twin-SAM V8.0 (30deg probe tilt)
- Measurement SW: DASY52, Version 52.10 (4)

NR Band n5 Body Bottom DFT-s QPSK 20MHz 1RB 53offset 167300ch/Area Scan (6x8x1): Measurement grid: $dx=15\text{mm}$, $dy=15\text{mm}$
 Maximum value of SAR (measured) = 0.643 W/kg

NR Band n5 Body Bottom DFT-s QPSK 20MHz 1RB 53offset 167300ch/Zoom Scan (5x5x7)/Cube 0: Measurement grid: $dx=8\text{mm}$, $dy=8\text{mm}$, $dz=5\text{mm}$
 Reference Value = 21.20 V/m; Power Drift = 0.15 dB
 Peak SAR (extrapolated) = 0.807 W/kg
SAR(1 g) = 0.437 W/kg; SAR(10 g) = 0.244 W/kg
 Maximum value of SAR (measured) = 0.666 W/kg



0 dB = 0.643 W/kg = -1.92 dBW/kg

Test Laboratory: HCT CO., LTD
EUT Type: Mobile Phone
Liquid Temperature: 22.4 °C
Ambient Temperature: 22.5 °C
Test Date: 10/12/2021
Plot No.: 83

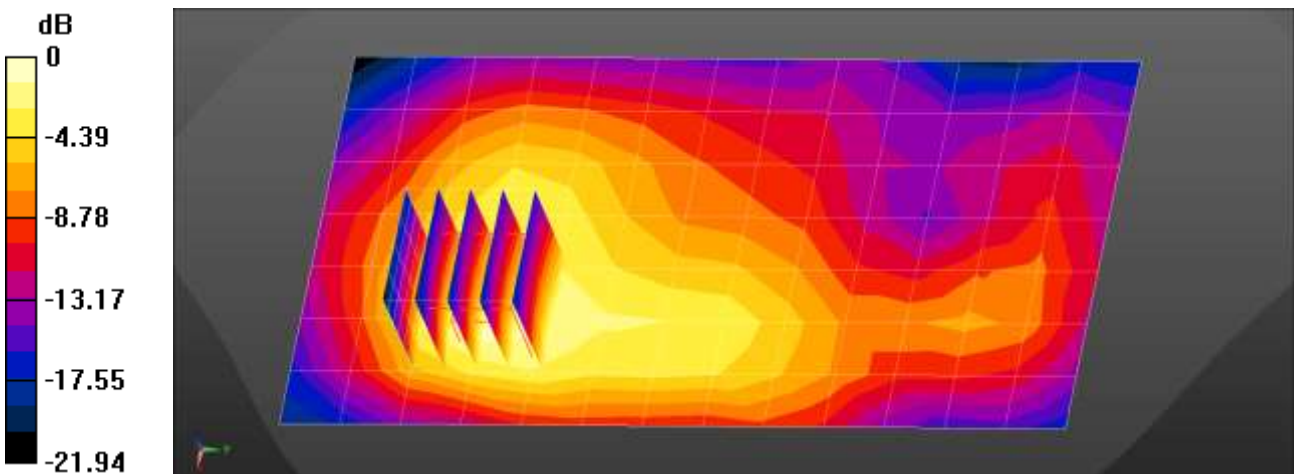
Communication System: UID 0, n25 (0); Frequency: 1882.5 MHz;Duty Cycle: 1:1
Medium parameters used (interpolated): $f = 1882.5$ MHz; $\sigma = 1.43$ S/m; $\epsilon_r = 40.881$; $\rho = 1000$ kg/m³
Phantom section: Flat Section

DASY5 Configuration:

- Probe: EX3DV4 - SN7654; ConvF(9.15, 9.15, 9.15) @ 1882.5 MHz; Calibrated: 2021-05-21
- Sensor-Surface: 1.4mm (Mechanical Surface Detection)
- Electronics: DAE4 Sn1687; Calibrated: 2021-06-21
- Phantom: Twin-SAM V8.0 (Left)
- Measurement SW: DASY52, Version 52.10 (4)

NR Band n25 Body Rear DFT-s QPSK 20MHz 1RB 53offset 376500ch/Area Scan (8x14x1): Measurement grid:
dx=15mm, dy=15mm
Maximum value of SAR (measured) = 0.651 W/kg

NR Band n25 Body Rear DFT-s QPSK 20MHz 1RB 53offset 376500ch/Zoom Scan (5x5x7)/Cube 0: Measurement grid: dx=8mm, dy=8mm, dz=5mm
Reference Value = 9.812 V/m; Power Drift = -0.08 dB
Peak SAR (extrapolated) = 0.814 W/kg
SAR(1 g) = 0.436 W/kg; SAR(10 g) = 0.242 W/kg
Maximum value of SAR (measured) = 0.630 W/kg



0 dB = 0.651 W/kg = -1.86 dBW/kg

Test Laboratory: HCT CO., LTD
 EUT Type: Mobile Phone
 Liquid Temperature: 22.4 °C
 Ambient Temperature: 22.5 °C
 Test Date: 10/12/2021
 Plot No.: 84

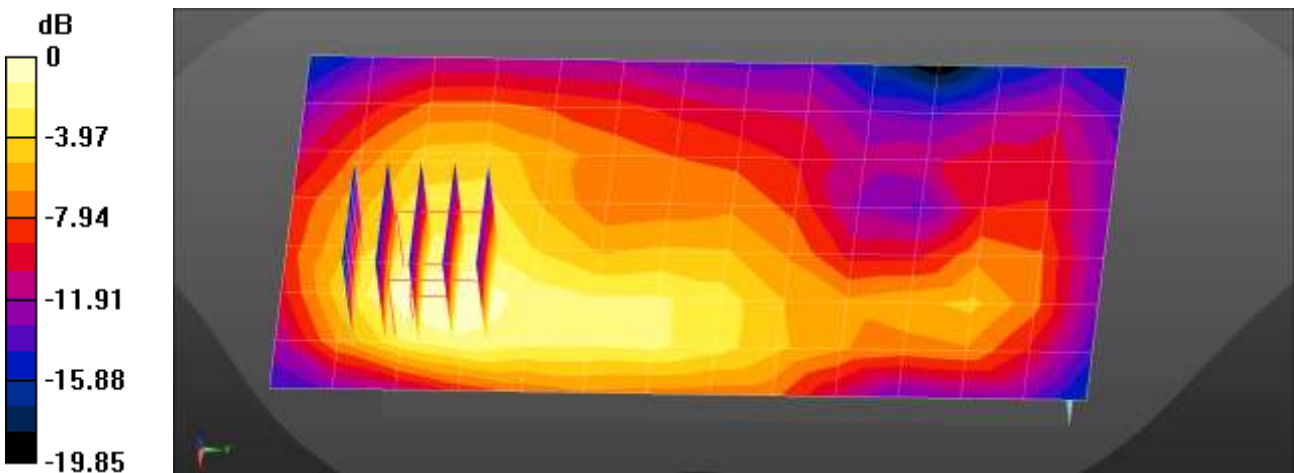
Communication System: UID 0, n25 (0); Frequency: 1882.5 MHz; Duty Cycle: 1:1
 Medium parameters used (interpolated): $f = 1882.5 \text{ MHz}$; $\sigma = 1.43 \text{ S/m}$; $\epsilon_r = 40.881$; $\rho = 1000 \text{ kg/m}^3$
 Phantom section: Flat Section

DASY5 Configuration:

- Probe: EX3DV4 - SN7654; ConvF(9.15, 9.15, 9.15) @ 1882.5 MHz; Calibrated: 2021-05-21
- Sensor-Surface: 1.4mm (Mechanical Surface Detection)
- Electronics: DAE4 Sn1687; Calibrated: 2021-06-21
- Phantom: Twin-SAM V8.0 (Left)
- Measurement SW: DASY52, Version 52.10 (4)

NR Band n25 Body Rear CP QPSK 20MHz 1RB 1offset 376500ch/Area Scan (8x14x1): Measurement grid: dx=15mm, dy=15mm
 Maximum value of SAR (measured) = 0.539 W/kg

NR Band n25 Body Rear CP QPSK 20MHz 1RB 1offset 376500ch/Zoom Scan (5x5x7)/Cube 0: Measurement grid: dx=8mm, dy=8mm, dz=5mm
 Reference Value = 9.871 V/m; Power Drift = -0.04 dB
 Peak SAR (extrapolated) = 0.731 W/kg
SAR(1 g) = 0.396 W/kg; SAR(10 g) = 0.221 W/kg
 Maximum value of SAR (measured) = 0.575 W/kg



0 dB = 0.539 W/kg = -2.69 dBW/kg

Test Laboratory: HCT CO., LTD
 EUT Type: Mobile Phone
 Liquid Temperature: 20.5 °C
 Ambient Temperature: 20.7 °C
 Test Date: 09/27/2021
 Plot No.: 85

DUT: SM-A136U; Type: Bar;

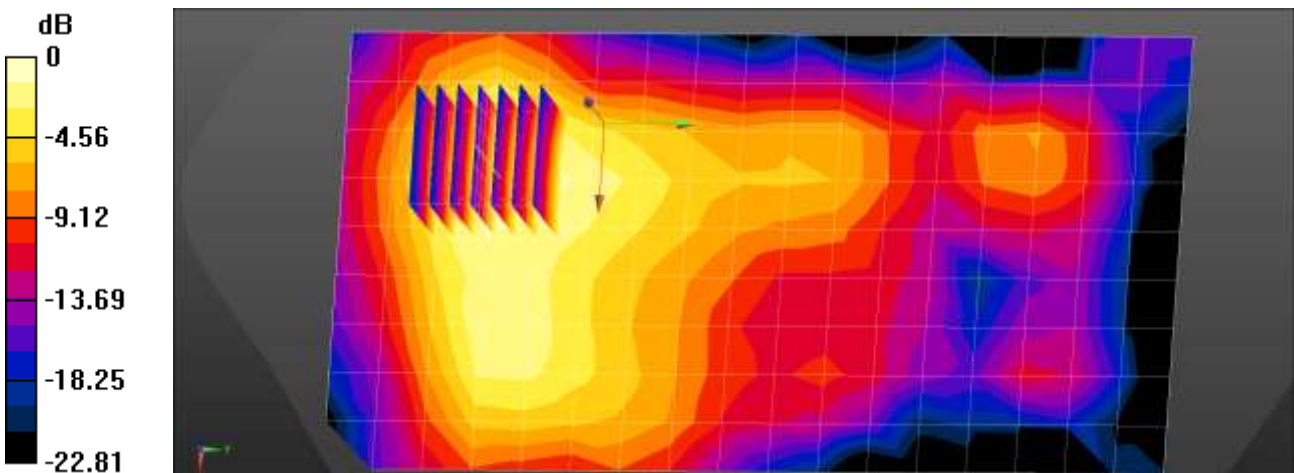
Communication System: UID 0, NR n41 (0); Frequency: 2592.99 MHz; Duty Cycle: 1:1
 Medium parameters used (interpolated): $f = 2592.99$ MHz; $\sigma = 1.95$ S/m; $\epsilon_r = 37.904$; $\rho = 1000$ kg/m³
 Phantom section: Flat Section

DASY5 Configuration:

- Probe: EX3DV4 - SN3903; ConvF(7.6, 7.6, 7.6) @ 2592.99 MHz; Calibrated: 2021-03-24
- Sensor-Surface: 1.4mm (Mechanical Surface Detection)
- Electronics: DAE4 Sn1422; Calibrated: 2021-05-19
- Phantom: Twin-SAM V8.0 (30deg probe tilt)
- Measurement SW: DASY52, Version 52.10 (4)

NR Band n41 Body Front DFT-s QPSK 100MHz 135RB 69offset 518598ch/Area Scan (10x18x1): Measurement grid:
 $dx=12$ mm, $dy=12$ mm
 Maximum value of SAR (measured) = 0.266 W/kg

NR Band n41 Body Front DFT-s QPSK 100MHz 135RB 69offset 518598ch/Zoom Scan (7x7x7)/Cube 0:
 Measurement grid: $dx=5$ mm, $dy=5$ mm, $dz=5$ mm
 Reference Value = 4.154 V/m; Power Drift = 0.10 dB
 Peak SAR (extrapolated) = 0.334 W/kg
SAR(1 g) = 0.172 W/kg; SAR(10 g) = 0.091 W/kg
 Maximum value of SAR (measured) = 0.267 W/kg



0 dB = 0.267 W/kg = -5.73 dBW/kg

Test Laboratory: HCT CO., LTD
 EUT Type: Mobile Phone
 Liquid Temperature: 20.8 °C
 Ambient Temperature: 20.9 °C
 Test Date: 09/24/2021
 Plot No.: 86

DUT: SM-A136U; Type: Bar;

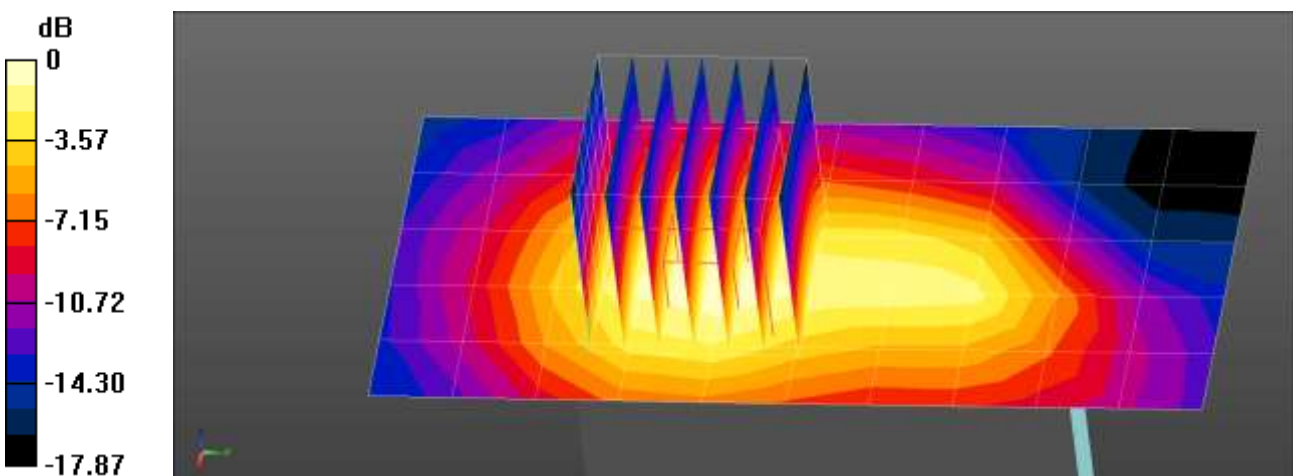
Communication System: UID 0, NR n41 (0); Frequency: 2592.99 MHz; Duty Cycle: 1:1
 Medium parameters used (interpolated): $f = 2592.99$ MHz; $\sigma = 2.022$ S/m; $\epsilon_r = 39.685$; $\rho = 1000$ kg/m³
 Phantom section: Flat Section

DASY5 Configuration:

- Probe: EX3DV4 - SN3903; ConvF(7.6, 7.6, 7.6) @ 2592.99 MHz; Calibrated: 2021-03-24
- Sensor-Surface: 1.4mm (Mechanical Surface Detection)
- Electronics: DAE4 Sn1422; Calibrated: 2021-05-19
- Phantom: Twin-SAM V8.0 (30deg probe tilt)
- Measurement SW: DASY52, Version 52.10 (4)

NR Band n41 Body Bottom DFT-s QPSK 100MHz 1RB 137offset 518598ch/Area Scan (6x11x1): Measurement grid:
 $dx=12$ mm, $dy=12$ mm
 Maximum value of SAR (measured) = 0.512 W/kg

NR Band n41 Body Bottom DFT-s QPSK 100MHz 1RB 137offset 518598ch/Zoom Scan (7x7x7)/Cube 0:
 Measurement grid: $dx=5$ mm, $dy=5$ mm, $dz=5$ mm
 Reference Value = 14.10 V/m; Power Drift = -0.18 dB
 Peak SAR (extrapolated) = 0.622 W/kg
SAR(1 g) = 0.330 W/kg; SAR(10 g) = 0.176 W/kg
 Maximum value of SAR (measured) = 0.510 W/kg



0 dB = 0.512 W/kg = -2.91 dBW/kg

Test Laboratory: HCT CO., LTD
 EUT Type: Mobile Phone
 Liquid Temperature: 20.4 °C
 Ambient Temperature: 20.5 °C
 Test Date: 09/18/2021
 Plot No.: 87

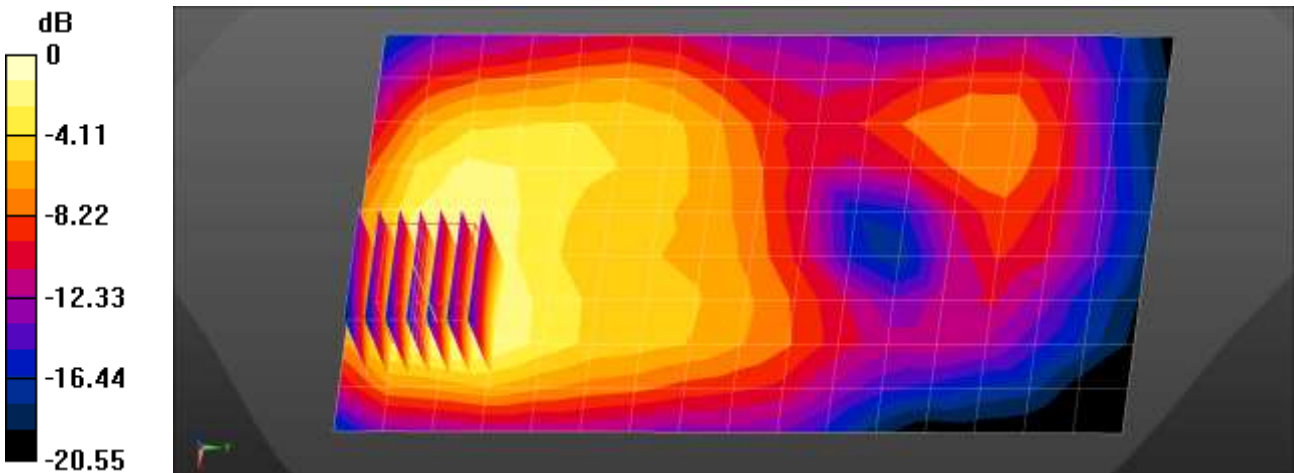
Communication System: UID 0, n66 (0); Frequency: 1745 MHz; Duty Cycle: 1:1
 Medium parameters used (interpolated): $f = 1745 \text{ MHz}$; $\sigma = 1.327 \text{ S/m}$; $\epsilon_r = 40.182$; $\rho = 1000 \text{ kg/m}^3$
 Phantom section: Flat Section

DASY5 Configuration:

- Probe: EX3DV4 - SN7654; ConvF(9.4, 9.4, 9.4) @ 1745 MHz; Calibrated: 2021-05-21
- Sensor-Surface: 1.4mm (Mechanical Surface Detection)
- Electronics: DAE4 Sn1687; Calibrated: 2021-06-21
- Phantom: Twin-SAM V8.0 (Left)
- Measurement SW: DASY52, Version 52.10 (4)

NR Band n66 Body Rear DFT-s QPSK 40MHz 1RB 108offset 349000ch/Area Scan (10x17x1): Measurement grid:
 $dx=12\text{mm}$, $dy=12\text{mm}$
 Maximum value of SAR (measured) = 0.240 W/kg

NR Band n66 Body Rear DFT-s QPSK 40MHz 1RB 108offset 349000ch/Zoom Scan (7x7x8)/Cube 0: Measurement grid: $dx=5\text{mm}$, $dy=5\text{mm}$, $dz=4\text{mm}$
 Reference Value = 6.902 V/m; Power Drift = -0.10 dB
 Peak SAR (extrapolated) = 0.313 W/kg
SAR(1 g) = 0.168 W/kg; SAR(10 g) = 0.095 W/kg
 Maximum value of SAR (measured) = 0.254 W/kg



0 dB = 0.254 W/kg = -5.95 dBW/kg

Test Laboratory: HCT CO., LTD
 EUT Type: Mobile Phone
 Liquid Temperature: 20.6 °C
 Ambient Temperature: 20.6 °C
 Test Date: 09/16/2021
 Plot No.: 88

DUT: SM-A136U; Type: Bar;

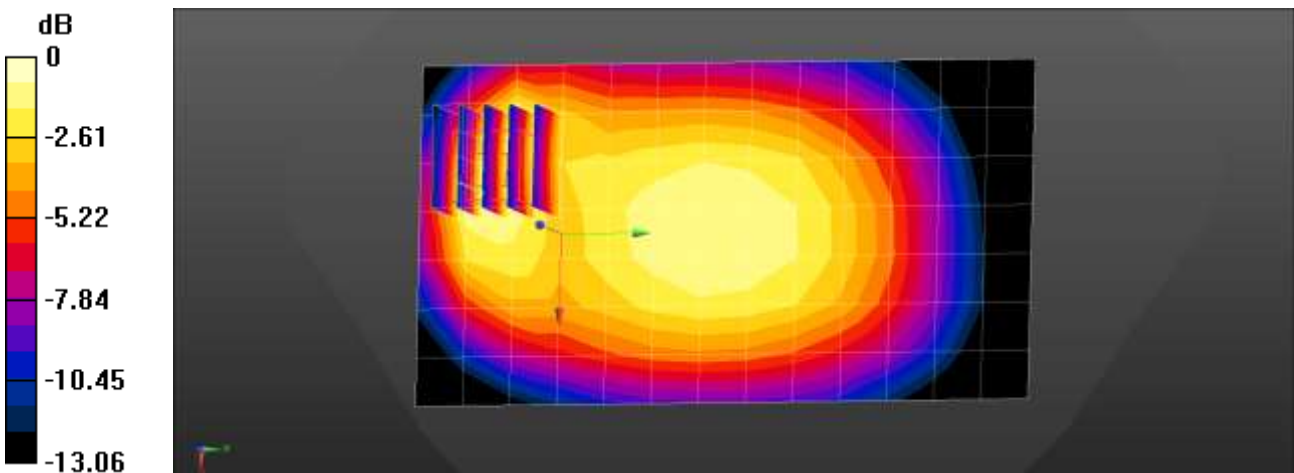
Communication System: UID 0, NR Band n71; Frequency: 680.5 MHz; Duty Cycle: 1:1
 Medium parameters used (extrapolated): $f = 680.5 \text{ MHz}$; $\sigma = 0.84 \text{ S/m}$; $\epsilon_r = 43.54$; $\rho = 1000 \text{ kg/m}^3$
 Phantom section: Flat Section

DASY5 Configuration:

- Probe: EX3DV4 - SN3903; ConvF(9.95, 9.95, 9.95) @ 680.5 MHz; Calibrated: 2021-03-24
- Sensor-Surface: 1.4mm (Mechanical Surface Detection)
- Electronics: DAE4 Sn1422; Calibrated: 2021-05-19
- Phantom: Twin-SAM V8.0 (30deg probe tilt)
- Measurement SW: DASY52, Version 52.10 (4)

NR Band n71 Body Rear DFT-s QPSK 20MHz 50RB 28offset 136100ch/Area Scan (8x14x1): Measurement grid:
 $dx=15\text{mm}$, $dy=15\text{mm}$
 Maximum value of SAR (measured) = 0.481 W/kg

NR Band n71 Body Rear DFT-s QPSK 20MHz 50RB 28offset 136100ch/Zoom Scan (5x5x7)/Cube 0: Measurement grid: $dx=8\text{mm}$, $dy=8\text{mm}$, $dz=5\text{mm}$
 Reference Value = 22.90 V/m; Power Drift = 0.07 dB
 Peak SAR (extrapolated) = 0.617 W/kg
SAR(1 g) = 0.364 W/kg; SAR(10 g) = 0.222 W/kg
 Maximum value of SAR (measured) = 0.506 W/kg



0 dB = 0.506 W/kg = -2.96 dBW/kg

Test Laboratory: HCT CO., LTD
EUT Type: Mobile Phone
Liquid Temperature: 22.7 °C
Ambient Temperature: 22.7 °C
Test Date: 10/02/2021
Plot No.: 89

DUT: SM-A136U; Type: Bar;

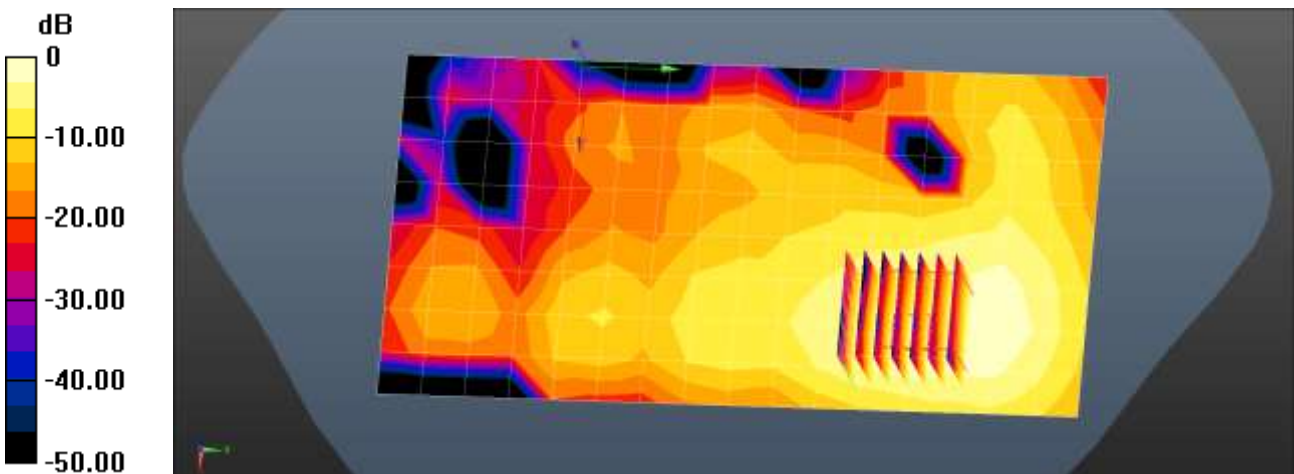
Communication System: UID 0, NR Band 77 (0); Frequency: 3750 MHz;Duty Cycle: 1:1
Medium parameters used: $f = 3750$ MHz; $\sigma = 3.168$ S/m; $\epsilon_r = 37.827$; $\rho = 1000$ kg/m³
Phantom section: Flat Section

DASY5 Configuration:

- Probe: EX3DV4 - SN7622; ConvF(7.15, 7.15, 7.15) @ 3750 MHz; Calibrated: 2020-11-06
- Sensor-Surface: 1.4mm (Mechanical Surface Detection)
- Electronics: DAE4 Sn504; Calibrated: 2021-02-19
- Phantom: SAM with CRP v5.0
- Measurement SW: DASY52, Version 52.10 (4)

NR Band n77 Body Rear DFT-s QPSK 100MHz 1RB 137offset 650000ch/Area Scan (9x17x1): Measurement grid:
dx=12mm, dy=12mm
Maximum value of SAR (measured) = 0.504 W/kg

NR Band n77 Body Rear DFT-s QPSK 100MHz 1RB 137offset 650000ch/Zoom Scan (7x7x8)/Cube 0: Measurement grid: dx=5mm, dy=5mm, dz=4mm
Reference Value = 3.422 V/m; Power Drift = 0.16 dB
Peak SAR (extrapolated) = 0.838 W/kg
SAR(1 g) = 0.301 W/kg; SAR(10 g) = 0.121 W/kg.
Maximum value of SAR (measured) = 0.579 W/kg



0 dB = 0.504 W/kg = -2.98 dBW/kg

Test Laboratory: HCT CO., LTD
EUT Type: Mobile Phone
Liquid Temperature: 22.7 °C
Ambient Temperature: 22.7 °C
Test Date: 10/02/2021
Plot No.: 90

DUT: SM-A136U; Type: Bar;

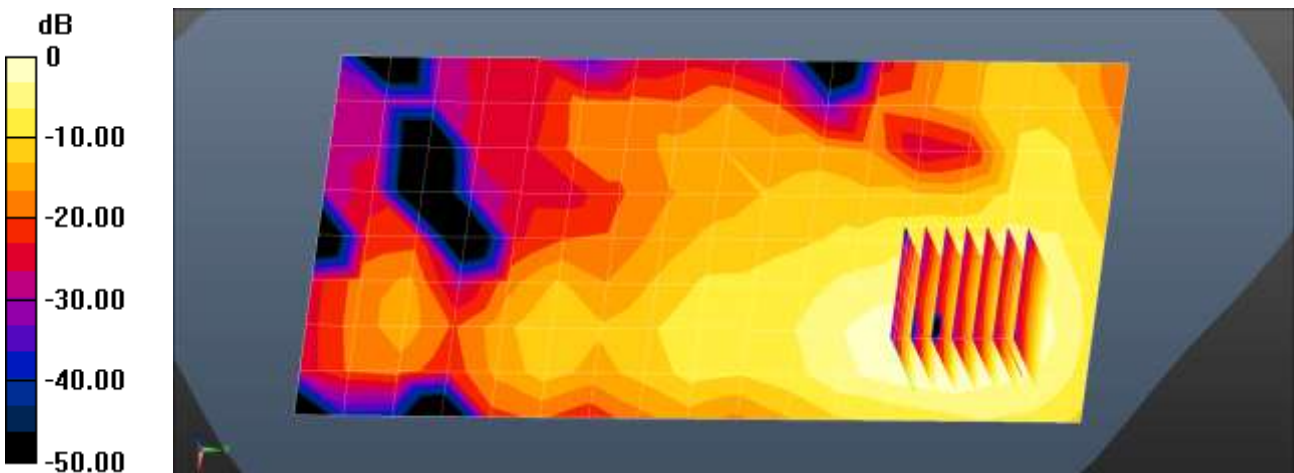
Communication System: UID 0, NR Band 77 (0); Frequency: 3750 MHz;Duty Cycle: 1:1
Medium parameters used: $f = 3750$ MHz; $\sigma = 3.168$ S/m; $\epsilon_r = 37.827$; $\rho = 1000$ kg/m³
Phantom section: Flat Section

DASY5 Configuration:

- Probe: EX3DV4 - SN7622; ConvF(7.15, 7.15, 7.15) @ 3750 MHz; Calibrated: 2020-11-06
- Sensor-Surface: 1.4mm (Mechanical Surface Detection)
- Electronics: DAE4 Sn504; Calibrated: 2021-02-19
- Phantom: SAM with CRP v5.0
- Measurement SW: DASY52, Version 52.10 (4)

NR Band n77 Body Rear DFT-s QPSK 100MHz 135RB 69offset 650000ch/Area Scan (9x17x1): Measurement grid:
dx=12mm, dy=12mm
Maximum value of SAR (measured) = 0.547 W/kg

NR Band n77 Body Rear DFT-s QPSK 100MHz 135RB 69offset 650000ch/Zoom Scan (7x7x8)/Cube 0:
Measurement grid: dx=5mm, dy=5mm, dz=4mm
Reference Value = 2.974 V/m; Power Drift = 0.16 dB
Peak SAR (extrapolated) = 0.877 W/kg
SAR(1 g) = 0.300 W/kg; SAR(10 g) = 0.131 W/kg
Maximum value of SAR (measured) = 0.624 W/kg



0 dB = 0.547 W/kg = -2.62 dBW/kg

Test Laboratory: HCT CO., LTD
 EUT Type: Mobile Phone
 Liquid Temperature: 21.8 °C
 Ambient Temperature: 21.8 °C
 Test Date: 10/14/2021
 Plot No.: 91

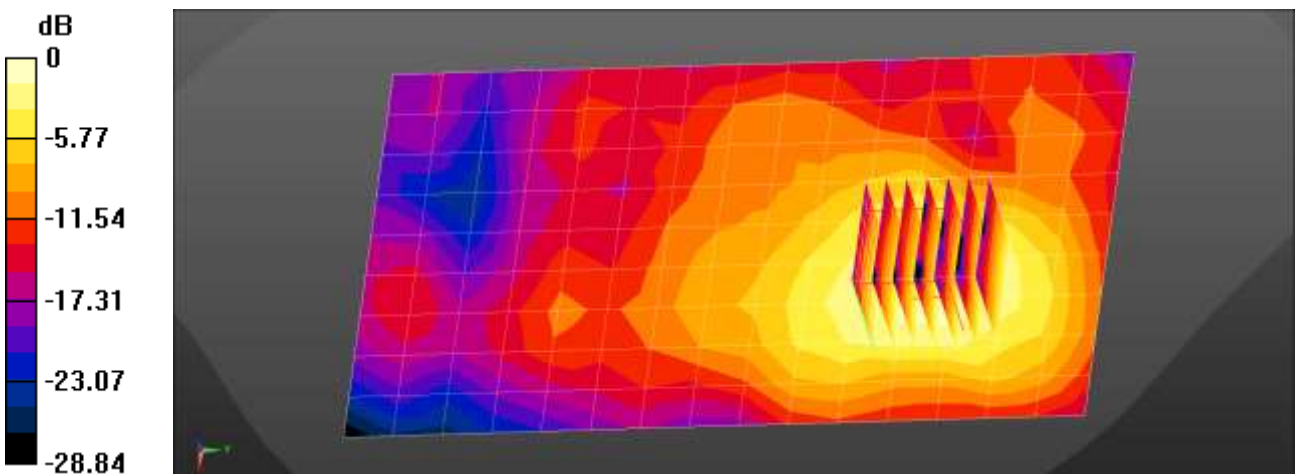
Communication System: UID 0, NR n77 Duty100% (0); Frequency: 3750 MHz; Duty Cycle: 1:1
 Medium parameters used: $f = 3750 \text{ MHz}$; $\sigma = 3.131 \text{ S/m}$; $\epsilon_r = 37.861$; $\rho = 1000 \text{ kg/m}^3$
 Phantom section: Flat Section

DASY5 Configuration:

- Probe: EX3DV4 - SN7654; ConvF(7.57, 7.57, 7.57) @ 3750 MHz; Calibrated: 2021-05-21
- Sensor-Surface: 1.4mm (Mechanical Surface Detection)
- Electronics: DAE4 Sn1687; Calibrated: 2021-06-21
- Phantom: Twin-SAM V8.0 (Left)
- Measurement SW: DASY52, Version 52.10 (4)

NR Band n77 Body Rear DFT-s QPSK 100MHz 135RB 69offset 650000ch/Area Scan (10x16x1): Measurement grid:
 $dx=12\text{mm}$, $dy=12\text{mm}$
 Maximum value of SAR (measured) = 0.975 W/kg

NR Band n77 Body Rear DFT-s QPSK 100MHz 135RB 69offset 650000ch/Zoom Scan (7x7x8)/Cube 0:
 Measurement grid: $dx=5\text{mm}$, $dy=5\text{mm}$, $dz=4\text{mm}$
 Reference Value = 6.640 V/m; Power Drift = -0.19 dB
 Peak SAR (extrapolated) = 1.65 W/kg
SAR(1 g) = 0.569 W/kg; SAR(10 g) = 0.236 W/kg.
 Maximum value of SAR (measured) = 1.10 W/kg



0 dB = 0.975 W/kg = -0.11 dBW/kg

Test Laboratory: HCT CO., LTD
 EUT Type: Mobile Phone
 Liquid Temperature: 19.0 °C
 Ambient Temperature: 19.1 °C
 Test Date: 09/14/2021
 Plot No.: 92

Communication System: UID 0, NR n77 Duty100% (0); Frequency: 3500.01 MHz; Duty Cycle: 1:1
 Medium parameters used (interpolated): $f = 3500.01$ MHz; $\sigma = 2.937$ S/m; $\epsilon_r = 38.987$; $\rho = 1000$ kg/m³
 Phantom section: Flat Section

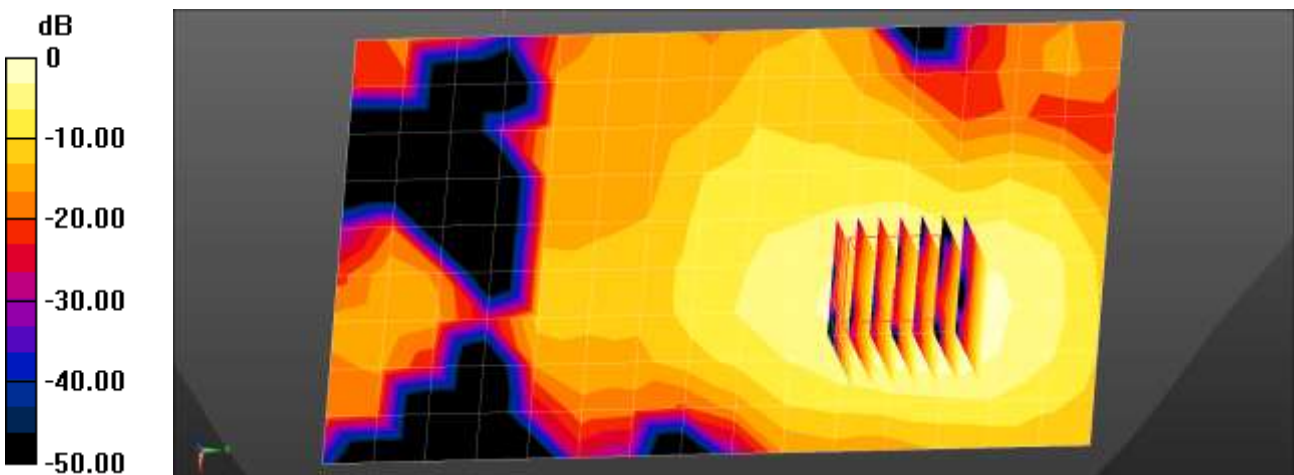
DASY5 Configuration:

- Probe: EX3DV4 - SN7654; ConvF(7.7, 7.7, 7.7) @ 3500.01 MHz; Calibrated: 2021-05-21
- Sensor-Surface: 1.4mm (Mechanical Surface Detection)
- Electronics: DAE4 Sn1687; Calibrated: 2021-06-21
- Phantom: Twin-SAM V8.0 (Left)
- Measurement SW: DASY52, Version 52.10 (4)

NR Band n77 Body Rear DFT-s QPSK 100MHz 135RB 69offset 633334ch/Area Scan (10x16x1): Measurement grid:
 dx=12mm, dy=12mm
 Maximum value of SAR (measured) = 0.291 W/kg

NR Band n77 Body Rear DFT-s QPSK 100MHz 135RB 69offset 633334ch/Zoom Scan (7x7x8)/Cube 0:
 Measurement grid: dx=5mm, dy=5mm, dz=4mm
 Reference Value = 3.688 V/m; Power Drift = 0.16 dB
 Peak SAR (extrapolated) = 0.506 W/kg

SAR(1 g) = 0.190 W/kg; SAR(10 g) = 0.078 W/kg
 Maximum value of SAR (measured) = 0.360 W/kg



0 dB = 0.291 W/kg = -5.36 dBW/kg

Test Laboratory: HCT CO., LTD
 EUT Type: Mobile Phone
 Liquid Temperature: 19.4 °C
 Ambient Temperature: 19.5 °C
 Test Date: 09/13/2021
 Plot No.: 93

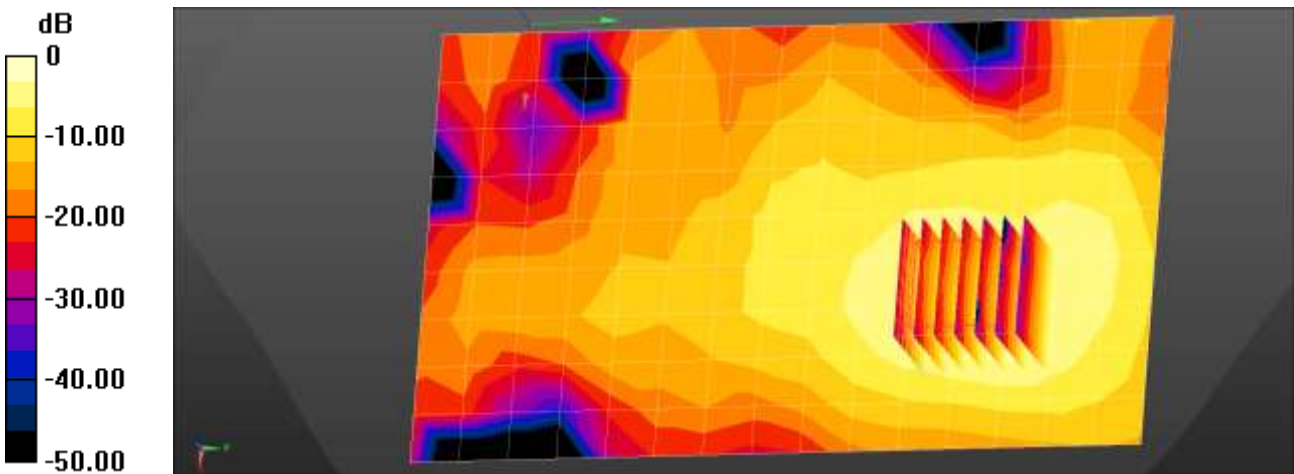
Communication System: UID 0, NR n77 Duty100% (0); Frequency: 3500.01 MHz;Duty Cycle: 1:1
 Medium parameters used (interpolated): $f = 3500.01$ MHz; $\sigma = 2.928$ S/m; $\epsilon_r = 38.862$; $\rho = 1000$ kg/m³
 Phantom section: Flat Section

DASY5 Configuration:

- Probe: EX3DV4 - SN7654; ConvF(7.7, 7.7, 7.7) @ 3500.01 MHz; Calibrated: 2021-05-21
- Sensor-Surface: 1.4mm (Mechanical Surface Detection)
- Electronics: DAE4 Sn1687; Calibrated: 2021-06-21
- Phantom: Twin-SAM V8.0 (Left)
- Measurement SW: DASY52, Version 52.10 (4)

NR Band n77 Body Rear DFT-s QPSK 100MHz 135RB 69offset 633334ch/Area Scan (10x16x1): Measurement grid:
 dx=12mm, dy=12mm
 Maximum value of SAR (measured) = 0.910 W/kg

NR Band n77 Body Rear DFT-s QPSK 100MHz 135RB 69offset 633334ch/Zoom Scan (7x7x8)/Cube 0:
 Measurement grid: dx=5mm, dy=5mm, dz=4mm
 Reference Value = 6.009 V/m; Power Drift = 0.18 dB
 Peak SAR (extrapolated) = 1.43 W/kg
SAR(1 g) = 0.538 W/kg; SAR(10 g) = 0.221 W/kg
 Maximum value of SAR (measured) = 1.04 W/kg



0 dB = 0.910 W/kg = -0.41 dBW/kg

Test Laboratory: HCT CO., LTD
 EUT Type: Mobile Phone
 Liquid Temperature: 22.5 °C
 Ambient Temperature: 22.5 °C
 Test Date: 09/28/2021
 Plot No.: 94

DUT: SM-A136U; Type: Bar;

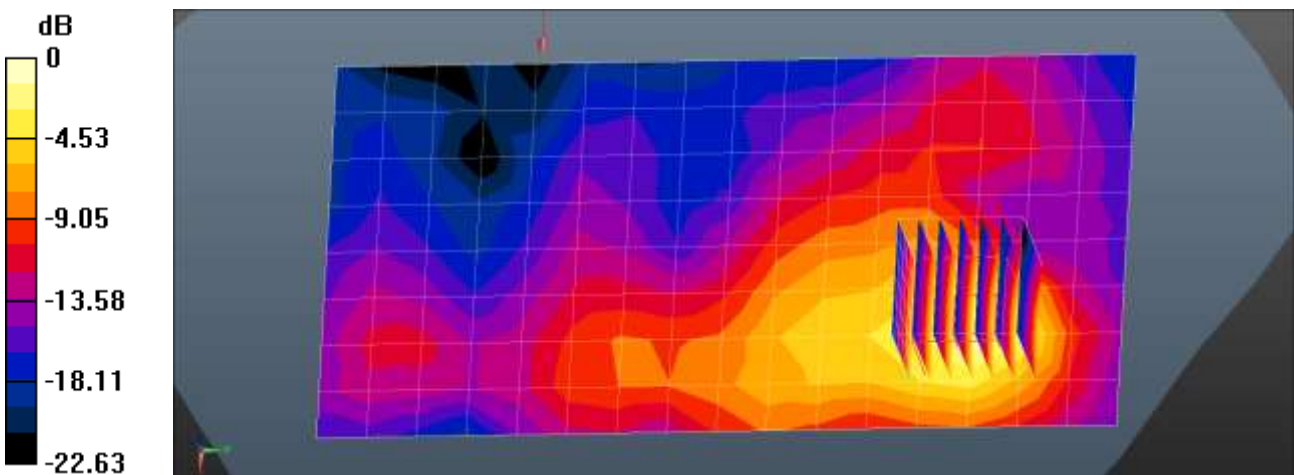
Communication System: UID 0, 2450MHz FCC (0); Frequency: 2462 MHz; Duty Cycle: 1:1
 Medium parameters used (interpolated): $f = 2462 \text{ MHz}$; $\sigma = 1.846 \text{ S/m}$; $\epsilon_r = 37.796$; $\rho = 1000 \text{ kg/m}^3$
 Phantom section: Flat Section

DASY5 Configuration:

- Probe: EX3DV4 - SN7370; ConvF(7.5, 7.5, 7.5) @ 2462 MHz; Calibrated: 2021-08-26
- Sensor-Surface: 1.4mm (Mechanical Surface Detection)
- Electronics: DAE4 Sn1686; Calibrated: 2021-06-21
- Phantom: SAM with CRP v5.0(Front)
- Measurement SW: DASY52, Version 52.10 (4)

802.11b Body Rear 1Mbps 11ch/Area Scan (9x17x1): Measurement grid: dx=12mm, dy=12mm
 Maximum value of SAR (measured) = 0.296 W/kg

802.11b Body Rear 1Mbps 11ch/Zoom Scan (7x7x7)/Cube 0: Measurement grid: dx=5mm, dy=5mm, dz=5mm
 Reference Value = 2.476 V/m; Power Drift = -0.18 dB
 Peak SAR (extrapolated) = 0.394 W/kg
SAR(1 g) = 0.173 W/kg; SAR(10 g) = 0.078 W/kg
 Maximum value of SAR (measured) = 0.303 W/kg



0 dB = 0.296 W/kg = -5.29 dBW/kg

Test Laboratory: HCT CO., LTD
 EUT Type: Mobile Phone
 Liquid Temperature: 21.8 °C
 Ambient Temperature: 21.8 °C
 Test Date: 10/15/2021
 Plot No.: 95

DUT: SM-A136U; Type: Bar;

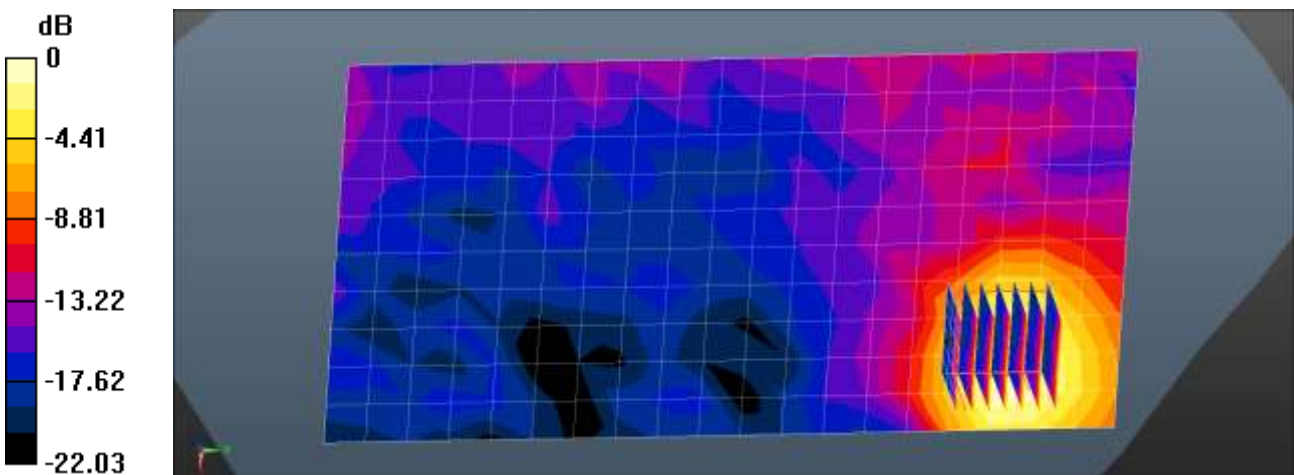
Communication System: UID 0, WIFI 5GHz (0); Frequency: 5745 MHz;Duty Cycle: 1:1
 Medium parameters used (interpolated): $f = 5745 \text{ MHz}$; $\sigma = 5.257 \text{ S/m}$; $\epsilon_r = 36.4$; $\rho = 1000 \text{ kg/m}^3$
 Phantom section: Flat Section

DASY5 Configuration:

- Probe: EX3DV4 - SN7370; ConvF(4.75, 4.75, 4.75) @ 5745 MHz; Calibrated: 2021-08-26
- Sensor-Surface: 1.4mm (Mechanical Surface Detection)
- Electronics: DAE4 Sn1686; Calibrated: 2021-06-21
- Phantom: SAM with CRP v5.0(Right)_2014_03_05
- Measurement SW: DASY52, Version 52.10 (4)

802.11a Body Rear 6Mbps 149ch/Area Scan (11x20x1): Measurement grid: dx=10mm, dy=10mm
 Maximum value of SAR (measured) = 0.357 W/kg

802.11a Body Rear 6Mbps 149ch/Zoom Scan (7x7x7)/Cube 0: Measurement grid: dx=4mm, dy=4mm, dz=1.4mm
 Reference Value = 0.6360 V/m; Power Drift = -0.19 dB
 Peak SAR (extrapolated) = 0.696 W/kg
SAR(1 g) = 0.182 W/kg; SAR(10 g) = 0.074 W/kg
 Maximum value of SAR (measured) = 0.410 W/kg



0 dB = 0.357 W/kg = -4.47 dBW/kg

Test Laboratory: HCT CO., LTD
 EUT Type: Mobile Phone
 Liquid Temperature: 22.4 °C
 Ambient Temperature: 22.5 °C
 Test Date: 09/24/2021
 Plot No.: 96

DUT: SM-A136U; Type: Bar;

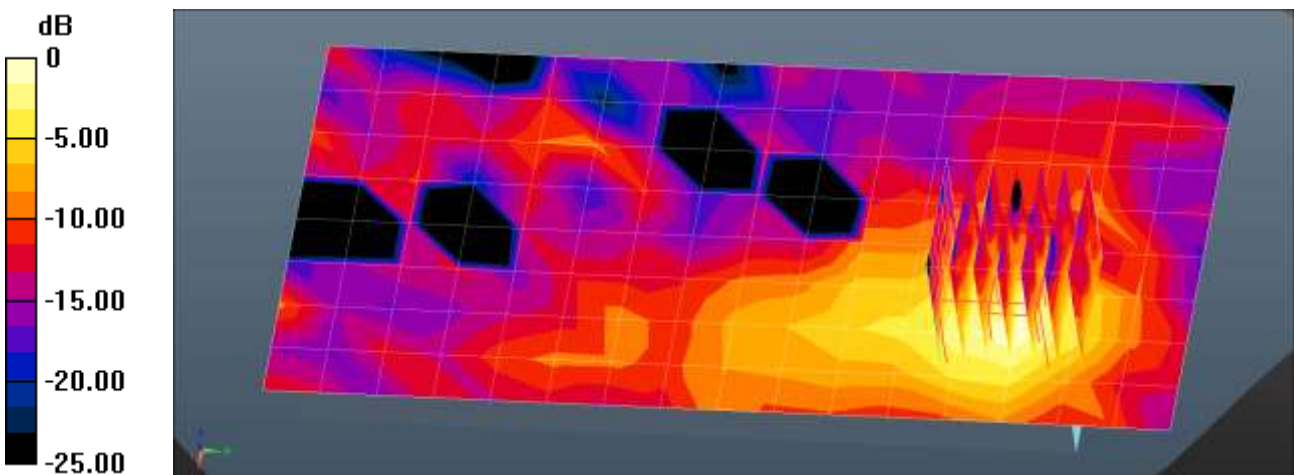
Communication System: UID 0, Bluetooth (0); Frequency: 2402 MHz; Duty Cycle: 1:1.3
 Medium parameters used (interpolated): $f = 2402$ MHz; $\sigma = 1.778$ S/m; $\epsilon_r = 38.032$; $\rho = 1000$ kg/m³
 Phantom section: Flat Section

DASY5 Configuration:

- Probe: EX3DV4 - SN7370; ConvF(7.5, 7.5, 7.5) @ 2402 MHz; Calibrated: 2021-08-26
- Sensor-Surface: 1.4mm (Mechanical Surface Detection)
- Electronics: DAE4 Sn1686; Calibrated: 2021-06-21
- Phantom: SAM with CRP v5.0(Front)
- Measurement SW: DASY52, Version 52.10 (4)

Bluetooth Body Rear DH5 0ch/Area Scan (9x17x1): Measurement grid: dx=12mm, dy=12mm
 Maximum value of SAR (measured) = 0.0203 W/kg

Bluetooth Body Rear DH5 0ch/Zoom Scan (7x7x7)/Cube 0: Measurement grid: dx=5mm, dy=5mm, dz=5mm
 Reference Value = 0.8610 V/m; Power Drift = -0.19 dB
 Peak SAR (extrapolated) = 0.0290 W/kg
SAR(1 g) = 0.014 W/kg; SAR(10 g) = 0.00654 W/kg
 Maximum value of SAR (measured) = 0.0228 W/kg



0 dB = 0.0228 W/kg = -16.42 dBW/kg

Test Laboratory: HCT CO., LTD
EUT Type: Mobile Phone
Liquid Temperature: 21.8 °C
Ambient Temperature: 21.8 °C
Test Date: 10/15/2021
Plot No.: 97

DUT: SM-A136U; Type: Bar;

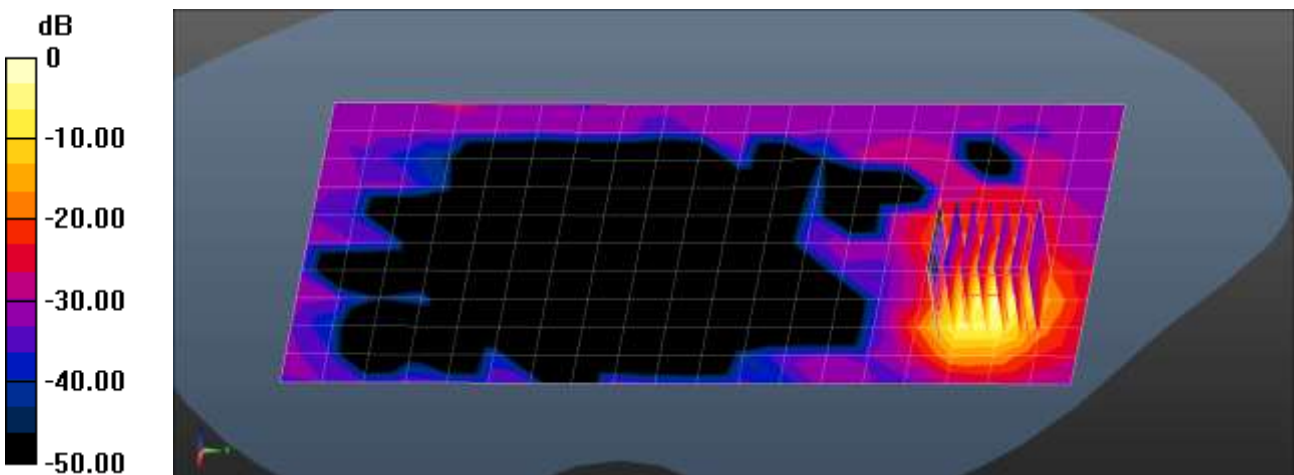
Communication System: UID 0, WIFI 5GHz (0); Frequency: 5320 MHz;Duty Cycle: 1:1
Medium parameters used: $f = 5320 \text{ MHz}$; $\sigma = 4.811 \text{ S/m}$; $\epsilon_r = 36.896$; $\rho = 1000 \text{ kg/m}^3$
Phantom section: Flat Section

DASY5 Configuration:

- Probe: EX3DV4 - SN7370; ConvF(5.15, 5.15, 5.15) @ 5320 MHz; Calibrated: 2021-08-26
- Sensor-Surface: 1.4mm (Mechanical Surface Detection)
- Electronics: DAE4 Sn1686; Calibrated: 2021-06-21
- Phantom: SAM with CRP v5.0(Right)_2014_03_05
- Measurement SW: DASY52, Version 52.10 (4)

802.11a Body Rear 6Mbps 64ch/Area Scan (11x20x1): Measurement grid: $dx=10\text{mm}$, $dy=10\text{mm}$
Maximum value of SAR (measured) = 7.43 W/kg

802.11a Body Rear 6Mbps 64ch/Zoom Scan (7x7x7)/Cube 0: Measurement grid: $dx=4\text{mm}$, $dy=4\text{mm}$, $dz=1.4\text{mm}$
Reference Value = 0 V/m; Power Drift = 0.00 dB
Peak SAR (extrapolated) = 19.7 W/kg
SAR(1 g) = 3.04 W/kg; SAR(10 g) = 0.616 W/kg
Maximum value of SAR (measured) = 10.2 W/kg



0 dB = 7.43 W/kg = 8.71 dBW/kg

Test Laboratory: HCT CO., LTD
 EUT Type: Mobile Phone
 Liquid Temperature: 21.8 °C
 Ambient Temperature: 21.8 °C
 Test Date: 10/15/2021
 Plot No.: 98

DUT: SM-A136U; Type: Bar;

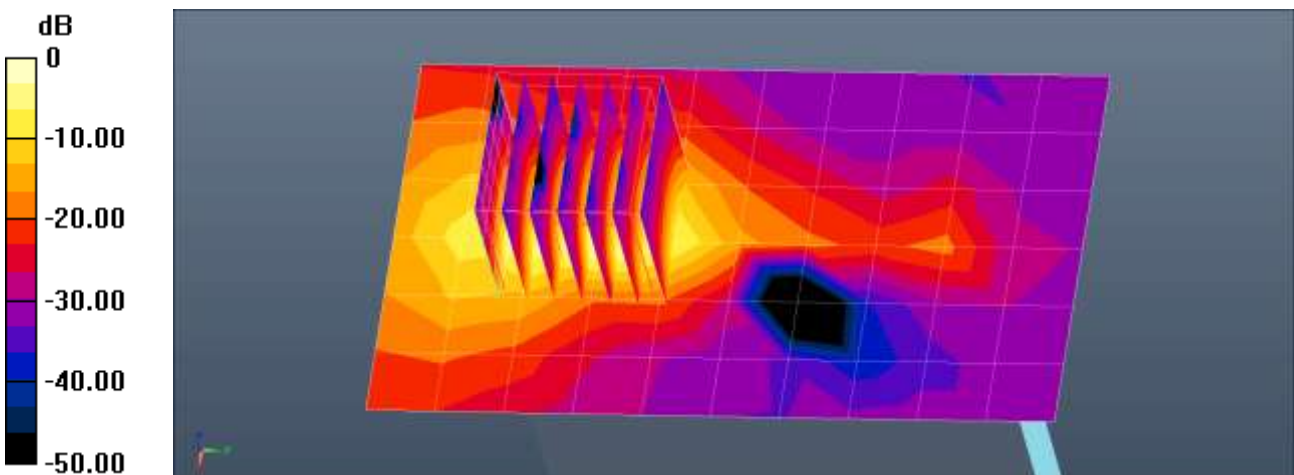
Communication System: UID 0, WIFI 5GHz (0); Frequency: 5500 MHz;Duty Cycle: 1:1
 Medium parameters used: $f = 5500 \text{ MHz}$; $\sigma = 5.087 \text{ S/m}$; $\epsilon_r = 36.426$; $\rho = 1000 \text{ kg/m}^3$
 Phantom section: Flat Section

DASY5 Configuration:

- Probe: EX3DV4 - SN7370; ConvF(4.57, 4.57, 4.57) @ 5500 MHz; Calibrated: 2021-08-26
- Sensor-Surface: 1.4mm (Mechanical Surface Detection)
- Electronics: DAE4 Sn1686; Calibrated: 2021-06-21
- Phantom: SAM with CRP v5.0(Right)_2014_03_05
- Measurement SW: DASY52, Version 52.10 (4)

802.11a Body Top 6Mbps 100ch/Area Scan (7x11x1): Measurement grid: dx=10mm, dy=10mm
 Maximum value of SAR (measured) = 8.51 W/kg

802.11a Body Top 6Mbps 100ch/Zoom Scan (7x7x7)/Cube 0: Measurement grid: dx=4mm, dy=4mm, dz=1.4mm
 Reference Value = 7.779 V/m; Power Drift = -0.06 dB
 Peak SAR (extrapolated) = 18.5 W/kg
SAR(1 g) = 2.59 W/kg; SAR(10 g) = 0.586 W/kg
 Maximum value of SAR (measured) = 9.27 W/kg



0 dB = 8.51 W/kg = 9.30 dBW/kg

Appendix C. – Dipole Verification Plots

Verification Data (750 Mhz Head)

Test Laboratory: HCT CO., LTD
 Input Power 0.05 W
 Liquid Temp: 20.5 °C
 Test Date: 09/16/2021

DUT: Dipole 750 MHz D750V3; Type: D750V3;

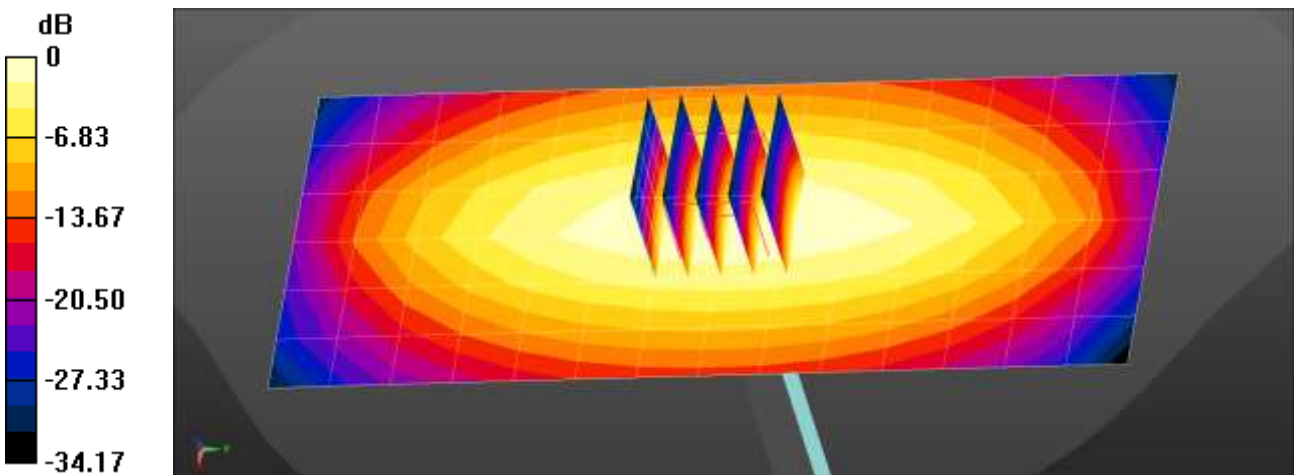
Communication System: UID 0, CW (0); Frequency: 750 MHz; Duty Cycle: 1:1
 Medium parameters used: $f = 750 \text{ MHz}$; $\sigma = 0.898 \text{ S/m}$; $\epsilon_r = 43.005$; $\rho = 1000 \text{ kg/m}^3$
 Phantom section: Flat Section

DASY5 Configuration:

- Probe: EX3DV4 - SN7654; ConvF(10.79, 10.79, 10.79) @ 750 MHz; Calibrated: 2021-05-21
- Sensor-Surface: 1.4mm (Mechanical Surface Detection)
- Electronics: DAE4 Sn1687; Calibrated: 2021-06-21
- Phantom: Twin-SAM V8.0 (Left)
- Measurement SW: DASY52, Version 52.10 (4)

Dipole/750MHz Head Verification/Area Scan (7x15x1): Measurement grid: $dx=15\text{mm}$, $dy=15\text{mm}$
 Maximum value of SAR (measured) = 0.581 W/kg

Dipole/750MHz Head Verification/Zoom Scan (5x5x7)/Cube 0: Measurement grid: $dx=8\text{mm}$, $dy=8\text{mm}$, $dz=5\text{mm}$
 Reference Value = 26.66 V/m; Power Drift = 0.01 dB
 Peak SAR (extrapolated) = 0.668 W/kg
SAR(1 g) = 0.442 W/kg; SAR(10 g) = 0.292 W/kg
 Maximum value of SAR (measured) = 0.590 W/kg



0 dB = 0.581 W/kg = -2.36 dBW/kg

Verification Data (750 Mhz Head)

Test Laboratory: HCT CO., LTD
Input Power 0.05 W
Liquid Temp: 20.0 °C
Test Date: 09/27/2021

DUT: Dipole 750 MHz D750V3; Type: D750V3;

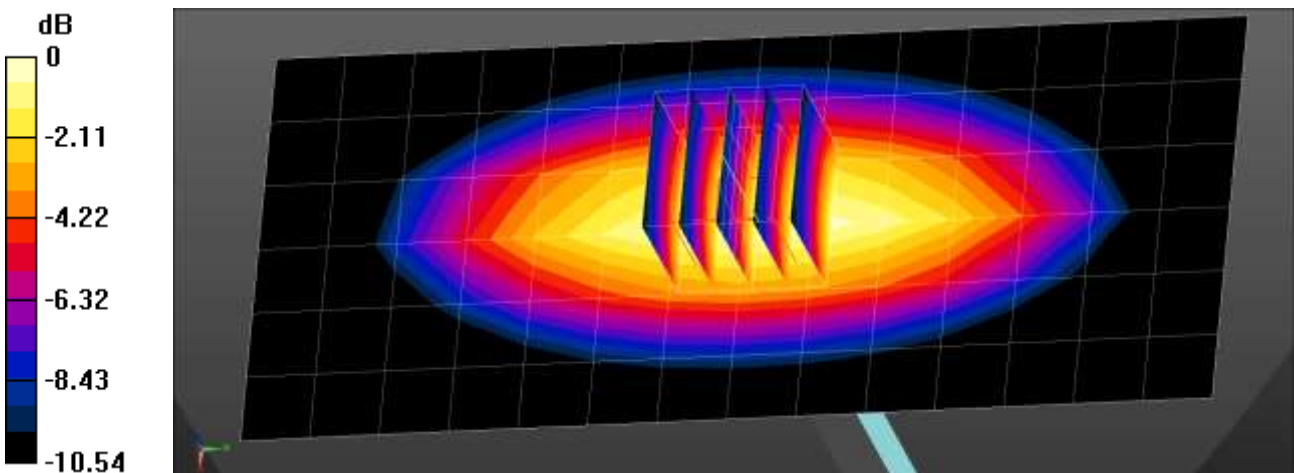
Communication System: UID 0, CW (0); Frequency: 750 MHz;Duty Cycle: 1:1
Medium parameters used: $f = 750$ MHz; $\sigma = 0.9$ S/m; $\epsilon_r = 43.217$; $\rho = 1000$ kg/m³
Phantom section: Flat Section

DASY5 Configuration:

- Probe: EX3DV4 - SN7654; ConvF(10.79, 10.79, 10.79) @ 750 MHz; Calibrated: 2021-05-21
- Sensor-Surface: 1.4mm (Mechanical Surface Detection)
- Electronics: DAE4 Sn1687; Calibrated: 2021-06-21
- Phantom: Twin-SAM V8.0 (Left)
- Measurement SW: DASY52, Version 52.10 (4)

Dipole/750MHz Head Verification/Area Scan (7x15x1): Measurement grid: dx=15mm, dy=15mm
Maximum value of SAR (measured) = 0.583 W/kg

Dipole/750MHz Head Verification/Zoom Scan (5x5x7)/Cube 0: Measurement grid: dx=8mm, dy=8mm, dz=5mm
Reference Value = 26.68 V/m; Power Drift = 0.01 dB
Peak SAR (extrapolated) = 0.673 W/kg
SAR(1 g) = 0.444 W/kg; SAR(10 g) = 0.293 W/kg
Maximum value of SAR (measured) = 0.594 W/kg



0 dB = 0.594 W/kg = -2.26 dBW/kg

Verification Data (750 MHz Head)

Test Laboratory: HCT CO., LTD
Input Power: 0.05 W
Liquid Temp: 20.1 °C
Test Date: 09/17/2021

DUT: Dipole 750 MHz D750V3; Type: D750V3;

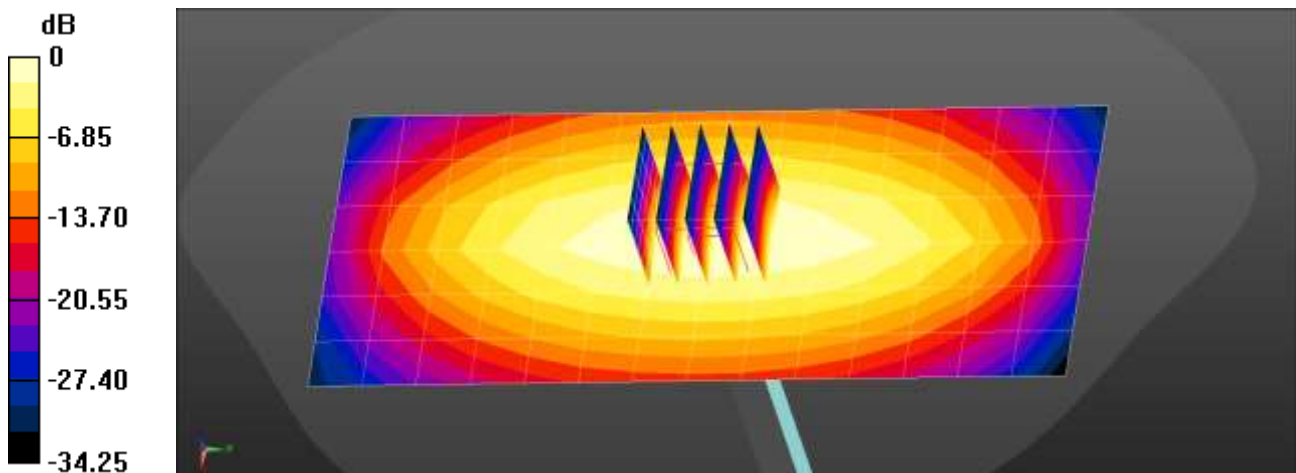
Communication System: UID 0, CW (0); Frequency: 750 MHz; Duty Cycle: 1:1
Medium parameters used: $f = 750$ MHz; $\sigma = 0.899$ S/m; $\epsilon_r = 43.224$; $\rho = 1000$ kg/m³
Phantom section: Flat Section

DASY5 Configuration:

- Probe: EX3DV4 - SN7654; ConvF(10.79, 10.79, 10.79) @ 750 MHz; Calibrated: 2021-05-21
- Sensor-Surface: 1.4mm (Mechanical Surface Detection)
- Electronics: DAE4 Sn1687; Calibrated: 2021-06-21
- Phantom: Twin-SAM V8.0 (Left)
- Measurement SW: DASY52, Version 52.10 (4)

Dipole/750MHz Head Verification/Area Scan (7x15x1): Measurement grid: dx=15mm, dy=15mm
Maximum value of SAR (measured) = 0.579 W/kg

Dipole/750MHz Head Verification/Zoom Scan (5x5x7)/Cube 0: Measurement grid: dx=8mm, dy=8mm, dz=5mm
Reference Value = 26.55 V/m; Power Drift = 0.02 dB
Peak SAR (extrapolated) = 0.672 W/kg
SAR(1 g) = 0.443 W/kg; SAR(10 g) = 0.292 W/kg
Maximum value of SAR (measured) = 0.594 W/kg



0 dB = 0.579 W/kg = -2.37 dBW/kg

Verification Data (750 MHz Head)

Test Laboratory: HCT CO., LTD
Input Power 0.05 W
Liquid Temp: 20.4 °C
Test Date: 09/24/2021

DUT: Dipole 750 MHz D750V3; Type: D750V3;

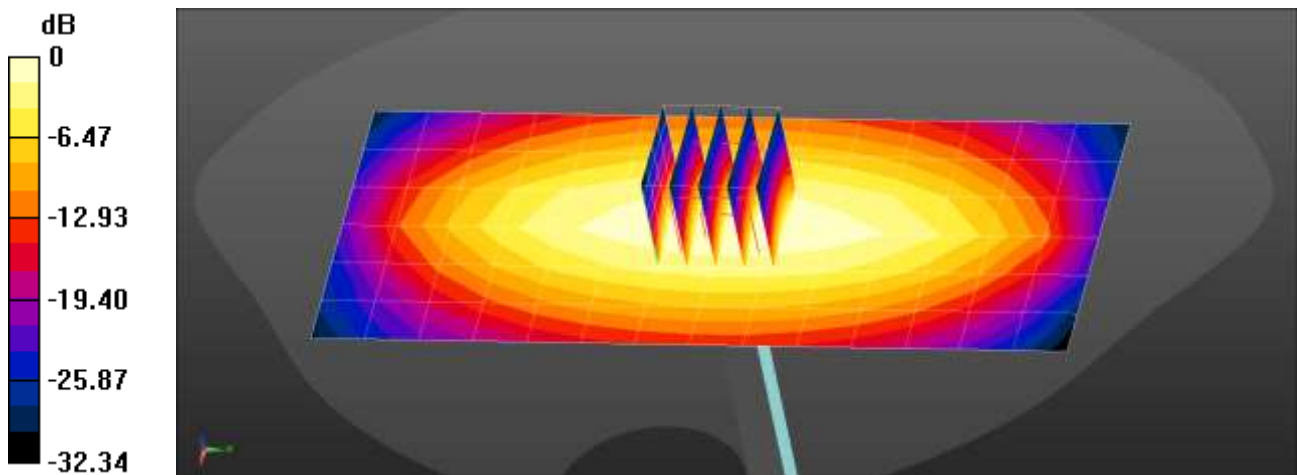
Communication System: UID 0, CW (0); Frequency: 750 MHz;Duty Cycle: 1:1
Medium parameters used: $f = 750$ MHz; $\sigma = 0.899$ S/m; $\epsilon_r = 43.265$; $\rho = 1000$ kg/m³
Phantom section: Flat Section

DASY5 Configuration:

- Probe: EX3DV4 - SN7654; ConvF(10.79, 10.79, 10.79) @ 750 MHz; Calibrated: 2021-05-21
- Sensor-Surface: 1.4mm (Mechanical Surface Detection)
- Electronics: DAE4 Sn1687; Calibrated: 2021-06-21
- Phantom: Twin-SAM V8.0 (Left)
- Measurement SW: DASY52, Version 52.10 (4)

Dipole/750MHz Head Verification/Area Scan (7x15x1): Measurement grid: dx=15mm, dy=15mm
Maximum value of SAR (measured) = 0.582 W/kg

Dipole/750MHz Head Verification/Zoom Scan (5x5x7)/Cube 0: Measurement grid: dx=8mm, dy=8mm, dz=5mm
Reference Value = 26.63 V/m; Power Drift = 0.02 dB
Peak SAR (extrapolated) = 0.667 W/kg
SAR(1 g) = 0.442 W/kg; SAR(10 g) = 0.292 W/kg
Maximum value of SAR (measured) = 0.590 W/kg



0 dB = 0.582 W/kg = -2.35 dBW/kg

Verification Data (835 MHz Head)

Test Laboratory: HCT CO., LTD
 Input Power: 0.05 W
 Liquid Temp: 21.5 °C
 Test Date: 09/19/2021

DUT: Dipole 835 MHz D835V2; Type: D835V2;

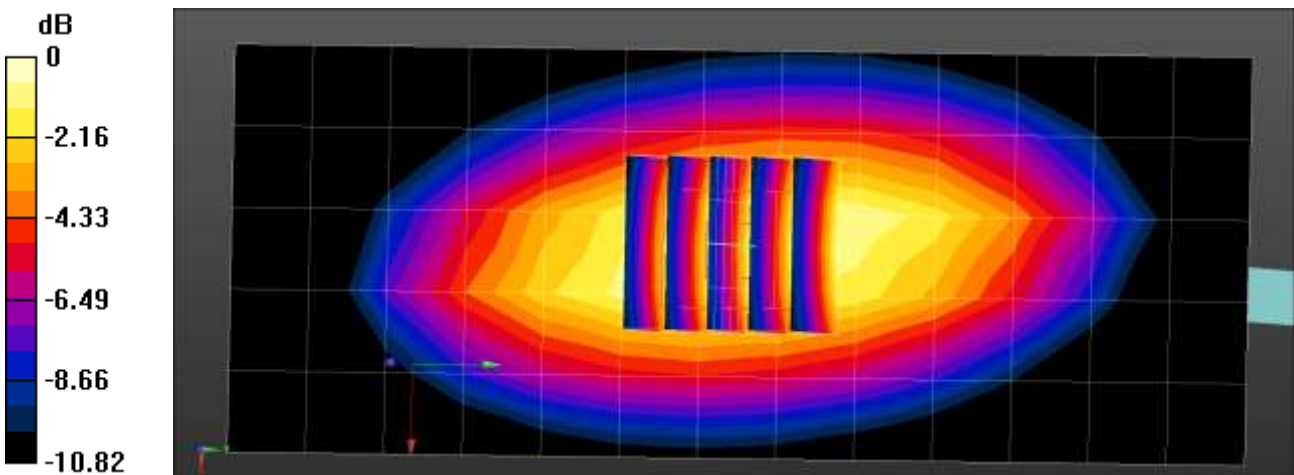
Communication System: UID 0, CW (0); Frequency: 835 MHz; Duty Cycle: 1:1
 Medium parameters used (interpolated): $f = 835 \text{ MHz}$; $\sigma = 0.937 \text{ S/m}$; $\epsilon_r = 40.421$; $\rho = 1000 \text{ kg/m}^3$
 Phantom section: Flat Section

DASY5 Configuration:

- Probe: EX3DV4 - SN3903; ConvF(9.75, 9.75, 9.75) @ 835 MHz; Calibrated: 2021-03-24
- Sensor-Surface: 1.4mm (Mechanical Surface Detection)
- Electronics: DAE4 Sn1422; Calibrated: 2021-05-19
- Phantom: Twin-SAM V8.0 (30deg probe tilt)
- Measurement SW: DASY52, Version 52.10 (4)

Dipole/835MHz Head Verification/Area Scan (6x14x1): Measurement grid: $dx=15\text{mm}$, $dy=15\text{mm}$
 Maximum value of SAR (measured) = 0.535 W/kg

Dipole/835MHz Head Verification/Zoom Scan (5x5x7)/Cube 0: Measurement grid: $dx=8\text{mm}$, $dy=8\text{mm}$, $dz=5\text{mm}$
 Reference Value = 26.62 V/m; Power Drift = 0.01 dB
 Peak SAR (extrapolated) = 0.690 W/kg
SAR(1 g) = 0.454 W/kg; SAR(10 g) = 0.297 W/kg
 Maximum value of SAR (measured) = 0.611 W/kg



0 dB = 0.611 W/kg = -2.14 dBW/kg

Verification Data (835 MHz Head)

Test Laboratory: HCT CO., LTD
Input Power: 0.05 W
Liquid Temp: 19.4 °C
Test Date: 09/15/2021

DUT: Dipole 835 MHz D835V2; Type: D835V2;

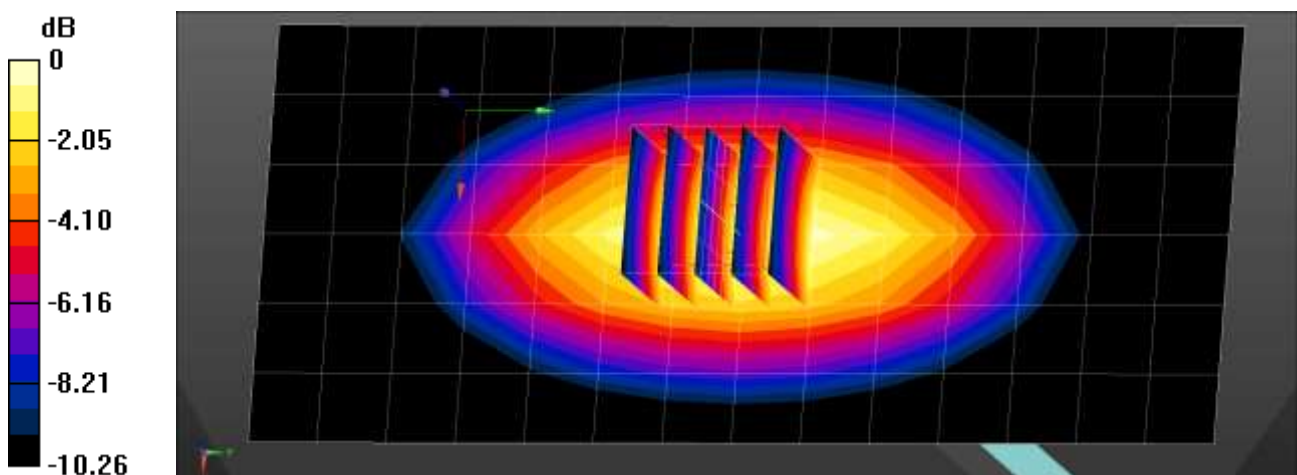
Communication System: UID 0, CW (0); Frequency: 835 MHz;Duty Cycle: 1:1
Medium parameters used (interpolated): $f = 835 \text{ MHz}$; $\sigma = 0.911 \text{ S/m}$; $\epsilon_r = 41.718$; $\rho = 1000 \text{ kg/m}^3$
Phantom section: Flat Section

DASY5 Configuration:

- Probe: EX3DV4 - SN7654; ConvF(10.54, 10.54, 10.54) @ 835 MHz; Calibrated: 2021-05-21
- Sensor-Surface: 1.4mm (Mechanical Surface Detection)
- Electronics: DAE4 Sn1687; Calibrated: 2021-06-21
- Phantom: Twin-SAM V8.0 (Left)
- Measurement SW: DASY52, Version 52.10 (4)

Dipole/835MHz Head Verification/Area Scan (7x15x1): Measurement grid: $dx=15\text{mm}$, $dy=15\text{mm}$
Maximum value of SAR (measured) = 0.621 W/kg

Dipole/835MHz Head Verification/Zoom Scan (5x5x7)/Cube 0: Measurement grid: $dx=8\text{mm}$, $dy=8\text{mm}$, $dz=5\text{mm}$
Reference Value = 27.29 V/m; Power Drift = 0.01 dB
Peak SAR (extrapolated) = 0.701 W/kg
SAR(1 g) = 0.470 W/kg; SAR(10 g) = 0.313 W/kg
Maximum value of SAR (measured) = 0.623 W/kg



0 dB = 0.623 W/kg = -2.06 dBW/kg

Verification Data (1 800 MHz Head)

Test Laboratory: HCT CO., LTD
Input Power: 0.05 W
Liquid Temp: 21.0 °C
Test Date: 09/30/2021

DUT: Dipole 1800 MHz D1800V2; Type: D1800V2;

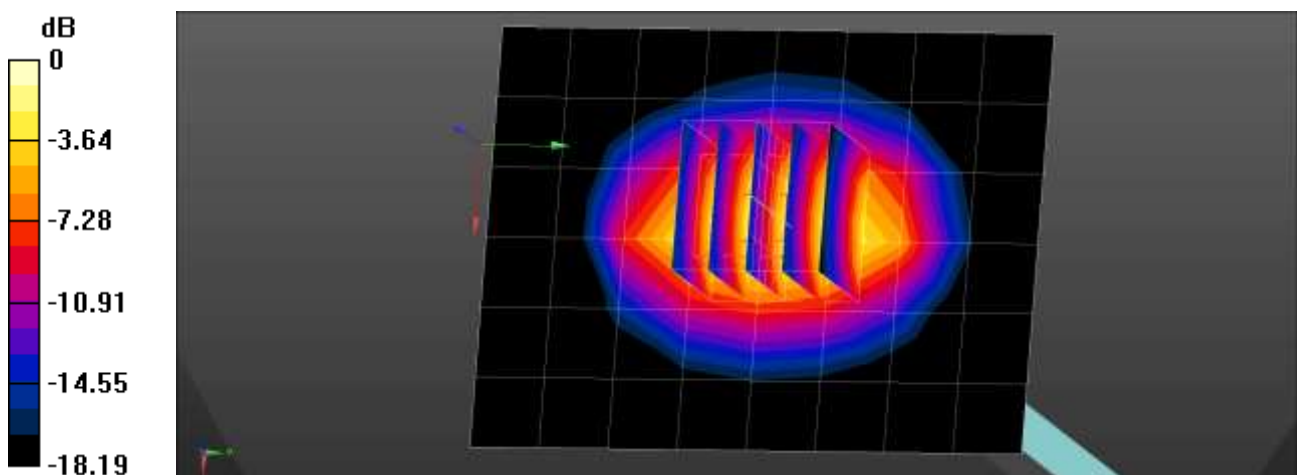
Communication System: UID 0, CW (0); Frequency: 1800 MHz; Duty Cycle: 1:1
Medium parameters used: $f = 1800$ MHz; $\sigma = 1.376$ S/m; $\epsilon_r = 40.001$; $\rho = 1000$ kg/m³
Phantom section: Flat Section

DASY5 Configuration:

- Probe: EX3DV4 - SN7654; ConvF(9.4, 9.4, 9.4) @ 1800 MHz; Calibrated: 2021-05-21
- Sensor-Surface: 1.4mm (Mechanical Surface Detection)
- Electronics: DAE4 Sn1687; Calibrated: 2021-06-21
- Phantom: Twin-SAM V8.0 (Left)
- Measurement SW: DASY52, Version 52.10 (4)

Dipole/1800MHz Head Verification/Area Scan (7x9x1): Measurement grid: dx=15mm, dy=15mm
Maximum value of SAR (measured) = 2.64 W/kg

Dipole/1800MHz Head Verification/Zoom Scan (5x5x7)/Cube 0: Measurement grid: dx=8mm, dy=8mm, dz=5mm
Reference Value = 44.93 V/m; Power Drift = -0.04 dB
Peak SAR (extrapolated) = 3.47 W/kg
SAR(1 g) = 1.81 W/kg; SAR(10 g) = 0.945 W/kg
Maximum value of SAR (measured) = 2.82 W/kg



0 dB = 2.82 W/kg = 4.50 dBW/kg

Verification Data (1 800 MHz Head)

Test Laboratory: HCT CO., LTD
Input Power: 0.05 W
Liquid Temp: 22.4 °C
Test Date: 10/08/2021

DUT: Dipole 1800 MHz D1800V2; Type: D1800V2;

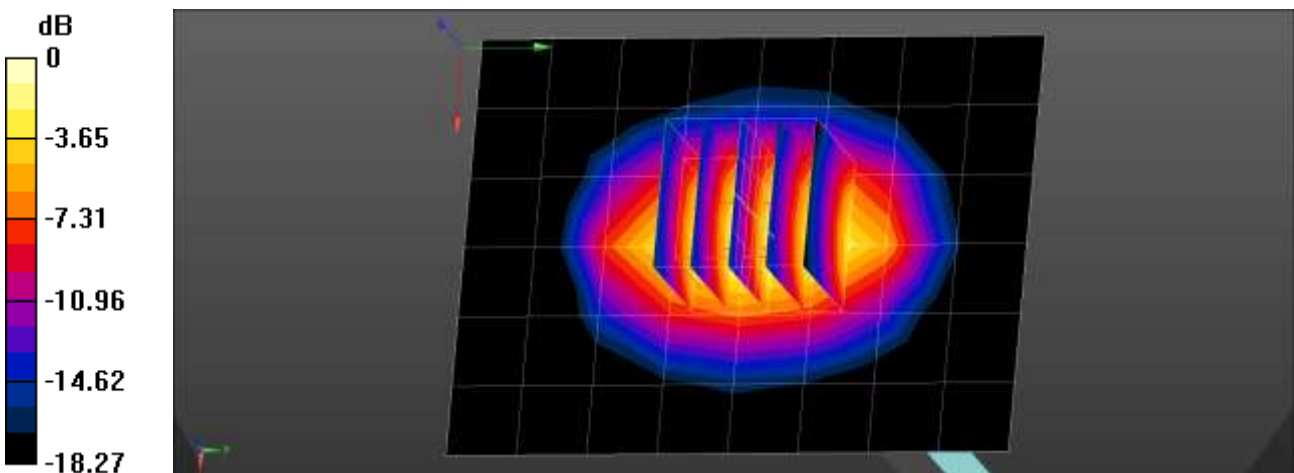
Communication System: UID 0, CW (0); Frequency: 1800 MHz; Duty Cycle: 1:1
Medium parameters used: $f = 1800 \text{ MHz}$; $\sigma = 1.372 \text{ S/m}$; $\epsilon_r = 39.984$; $\rho = 1000 \text{ kg/m}^3$
Phantom section: Flat Section

DASY5 Configuration:

- Probe: EX3DV4 - SN7654; ConvF(9.4, 9.4, 9.4) @ 1800 MHz; Calibrated: 2021-05-21
- Sensor-Surface: 1.4mm (Mechanical Surface Detection)
- Electronics: DAE4 Sn1687; Calibrated: 2021-06-21
- Phantom: Twin-SAM V8.0 (Left)
- Measurement SW: DASY52, Version 52.10 (4)

Dipole/1800MHz Head Verification/Area Scan (7x9x1): Measurement grid: $dx=15\text{mm}$, $dy=15\text{mm}$
Maximum value of SAR (measured) = 2.76 W/kg

Dipole/1800MHz Head Verification/Zoom Scan (5x5x7)/Cube 0: Measurement grid: $dx=8\text{mm}$, $dy=8\text{mm}$, $dz=5\text{mm}$
Reference Value = 45.61 V/m; Power Drift = 0.12 dB
Peak SAR (extrapolated) = 3.43 W/kg
SAR(1 g) = 1.8 W/kg; SAR(10 g) = 0.938 W/kg
Maximum value of SAR (measured) = 2.79 W/kg



0 dB = 2.79 W/kg = 4.46 dBW/kg

Verification Data (1 900 MHz Head)

Test Laboratory: HCT CO., LTD
Input Power: 0.05 W
Liquid Temp: 19.5 °C
Test Date: 09/28/2021

DUT: Dipole 1900 MHz D1900V2; Type: D1900V2;

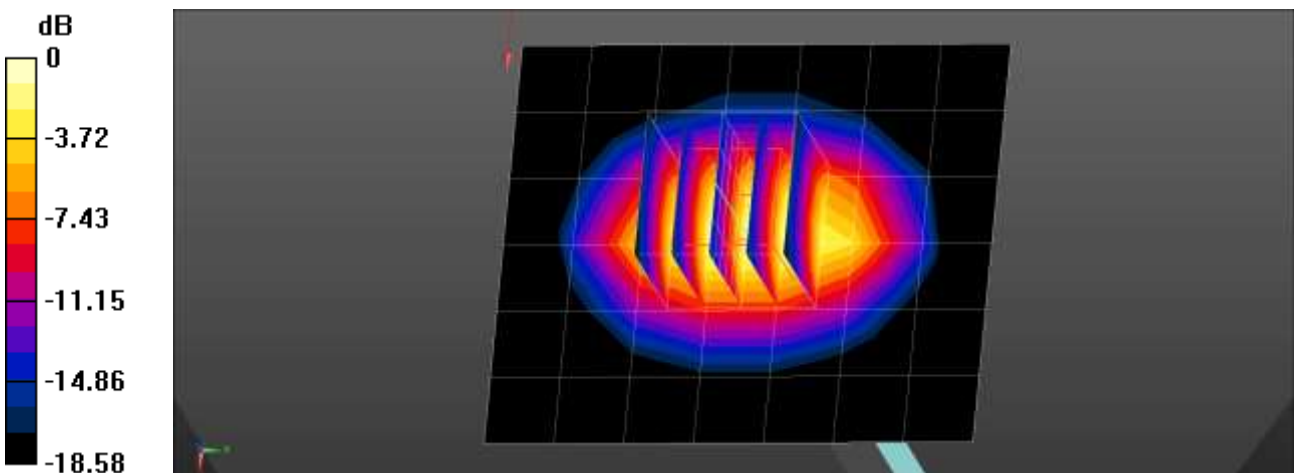
Communication System: UID 0, CW (0); Frequency: 1900 MHz;Duty Cycle: 1:1
Medium parameters used: $f = 1900$ MHz; $\sigma = 1.398$ S/m; $\epsilon_r = 40.959$; $\rho = 1000$ kg/m³
Phantom section: Flat Section

DASY5 Configuration:

- Probe: EX3DV4 - SN7654; ConvF(9.15, 9.15, 9.15) @ 1900 MHz; Calibrated: 2021-05-21
- Sensor-Surface: 1.4mm (Mechanical Surface Detection)
- Electronics: DAE4 Sn1687; Calibrated: 2021-06-21
- Phantom: Twin-SAM V8.0 (Left)
- Measurement SW: DASY52, Version 52.10 (4)

Dipole/1900MHz Head Verification/Area Scan (7x8x1): Measurement grid: dx=15mm, dy=15mm
Maximum value of SAR (measured) = 2.72 W/kg

Dipole/1900MHz Head Verification/Zoom Scan (5x5x7)/Cube 0: Measurement grid: dx=8mm, dy=8mm, dz=5mm
Reference Value = 47.15 V/m; Power Drift = 0.02 dB
Peak SAR (extrapolated) = 3.67 W/kg
SAR(1 g) = 1.93 W/kg; SAR(10 g) = 0.993 W/kg
Maximum value of SAR (measured) = 3.04 W/kg



0 dB = 3.04 W/kg = 4.83 dBW/kg

Verification Data (1 900 MHz Head)

Test Laboratory: HCT CO., LTD
Input Power: 0.05 W
Liquid Temp: 20.5 °C
Test Date: 09/29/2021

DUT: Dipole 1900 MHz D1900V2; Type: D1900V2;

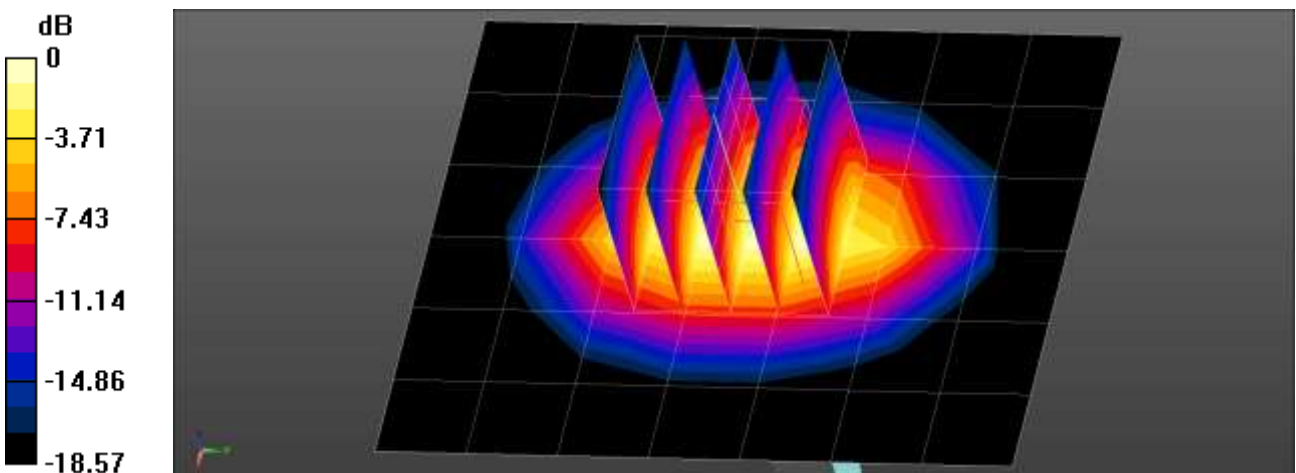
Communication System: UID 0, CW (0); Frequency: 1900 MHz;Duty Cycle: 1:1
Medium parameters used: $f = 1900$ MHz; $\sigma = 1.39$ S/m; $\epsilon_r = 40.447$; $\rho = 1000$ kg/m³
Phantom section: Flat Section

DASY5 Configuration:

- Probe: EX3DV4 - SN7654; ConvF(9.15, 9.15, 9.15) @ 1900 MHz; Calibrated: 2021-05-21
- Sensor-Surface: 1.4mm (Mechanical Surface Detection)
- Electronics: DAE4 Sn1687; Calibrated: 2021-06-21
- Phantom: Twin-SAM V8.0 (Left)
- Measurement SW: DASY52, Version 52.10 (4)

Dipole/1900MHz Head Verification/Area Scan (7x8x1): Measurement grid: dx=15mm, dy=15mm
Maximum value of SAR (measured) = 2.75 W/kg

Dipole/1900MHz Head Verification/Zoom Scan (5x5x7)/Cube 0: Measurement grid: dx=8mm, dy=8mm, dz=5mm
Reference Value = 47.32 V/m; Power Drift = 0.02 dB
Peak SAR (extrapolated) = 3.73 W/kg
SAR(1 g) = 1.95 W/kg; SAR(10 g) = 0.999 W/kg
Maximum value of SAR (measured) = 3.09 W/kg



0 dB = 3.09 W/kg = 4.90 dBW/kg

Verification Data (1 900 MHz Head)

Test Laboratory: HCT CO., LTD
Input Power: 0.05 W
Liquid Temp: 20.6 °C
Test Date: 10/01/2021

DUT: Dipole 1900 MHz D1900V2; Type: D1900V2;

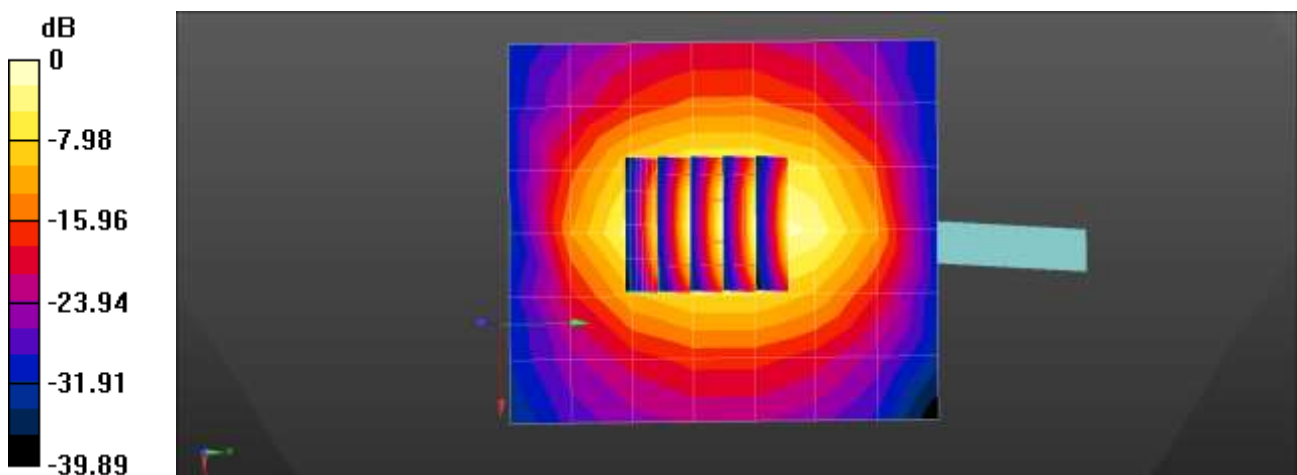
Communication System: UID 0, CW (0); Frequency: 1900 MHz; Duty Cycle: 1:1
Medium parameters used: $f = 1900$ MHz; $\sigma = 1.421$ S/m; $\epsilon_r = 41.447$; $\rho = 1000$ kg/m³
Phantom section: Flat Section

DASY5 Configuration:

- Probe: EX3DV4 - SN7654; ConvF(9.15, 9.15, 9.15) @ 1900 MHz; Calibrated: 2021-05-21
- Sensor-Surface: 1.4mm (Mechanical Surface Detection)
- Electronics: DAE4 Sn1687; Calibrated: 2021-06-21
- Phantom: Twin-SAM V8.0 (Left)
- Measurement SW: DASY52, Version 52.10 (4)

Dipole/1900MHz Head Verification/Area Scan (7x8x1): Measurement grid: dx=15mm, dy=15mm
Maximum value of SAR (measured) = 2.78 W/kg

Dipole/1900MHz Head Verification/Zoom Scan (5x5x7)/Cube 0: Measurement grid: dx=8mm, dy=8mm, dz=5mm
Reference Value = 47.11 V/m; Power Drift = 0.03 dB
Peak SAR (extrapolated) = 3.78 W/kg
SAR(1 g) = 1.98 W/kg; SAR(10 g) = 1.01 W/kg
Maximum value of SAR (measured) = 3.13 W/kg



0 dB = 2.78 W/kg = 4.44 dBW/kg

Verification Data (2 300 MHz Head)

Test Laboratory: HCT CO., LTD
Input Power 0.05 W
Liquid Temp: 20.0 °C
Test Date: 10/06/2021

DUT: Dipole 2300 MHz D2300V2; Type: D2300V3;

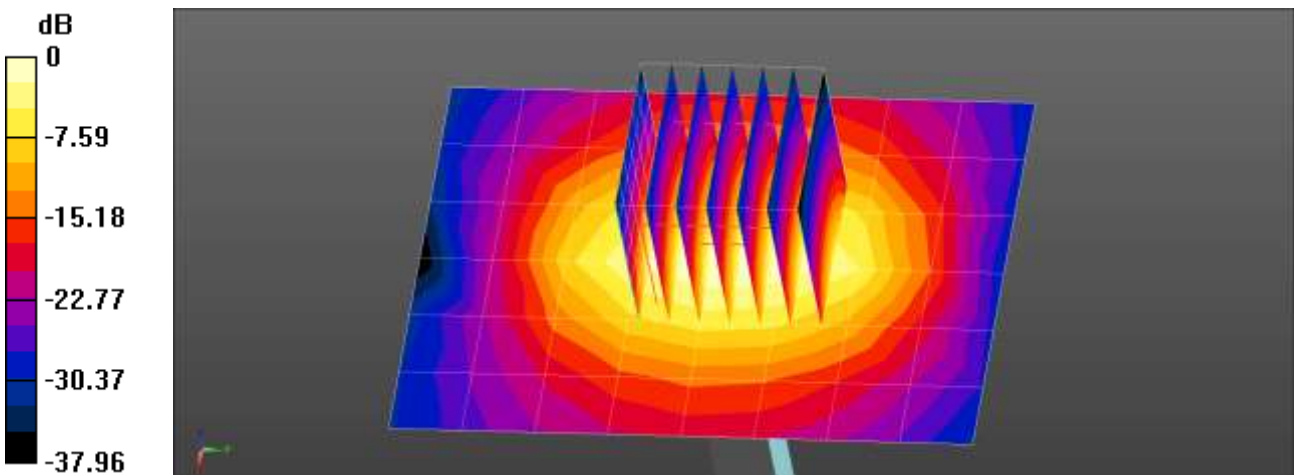
Communication System: UID 0, CW (0); Frequency: 2300 MHz;Duty Cycle: 1:1
Medium parameters used: $f = 2300$ MHz; $\sigma = 1.634$ S/m; $\epsilon_r = 41.083$; $\rho = 1000$ kg/m³
Phantom section: Flat Section

DASY5 Configuration:

- Probe: EX3DV4 - SN7654; ConvF(8.8, 8.8, 8.8) @ 2300 MHz; Calibrated: 2021-05-21
- Sensor-Surface: 1.4mm (Mechanical Surface Detection)
- Electronics: DAE4 Sn1687; Calibrated: 2021-06-21
- Phantom: Twin-SAM V8.0 (Left)
- Measurement SW: DASY52, Version 52.10 (4)

Dipole/2300MHz Head Verification/Area Scan (7x9x1): Measurement grid: dx=12mm, dy=12mm
Maximum value of SAR (measured) = 3.65 W/kg

Dipole/2300MHz Head Verification/Zoom Scan (7x7x7)/Cube 0: Measurement grid: dx=5mm, dy=5mm, dz=5mm
Reference Value = 48.55 V/m; Power Drift = -0.06 dB
Peak SAR (extrapolated) = 4.82 W/kg
SAR(1 g) = 2.3 W/kg; SAR(10 g) = 1.09 W/kg
Maximum value of SAR (measured) = 3.83 W/kg



0 dB = 3.65 W/kg = 5.63 dBW/kg

Verification Data (2 300 MHz Head)

Test Laboratory: HCT CO., LTD
Input Power 0.05 W
Liquid Temp: 20.4 °C
Test Date: 10/01/2021

DUT: Dipole 2300 MHz D2300V2; Type: D2300V3;

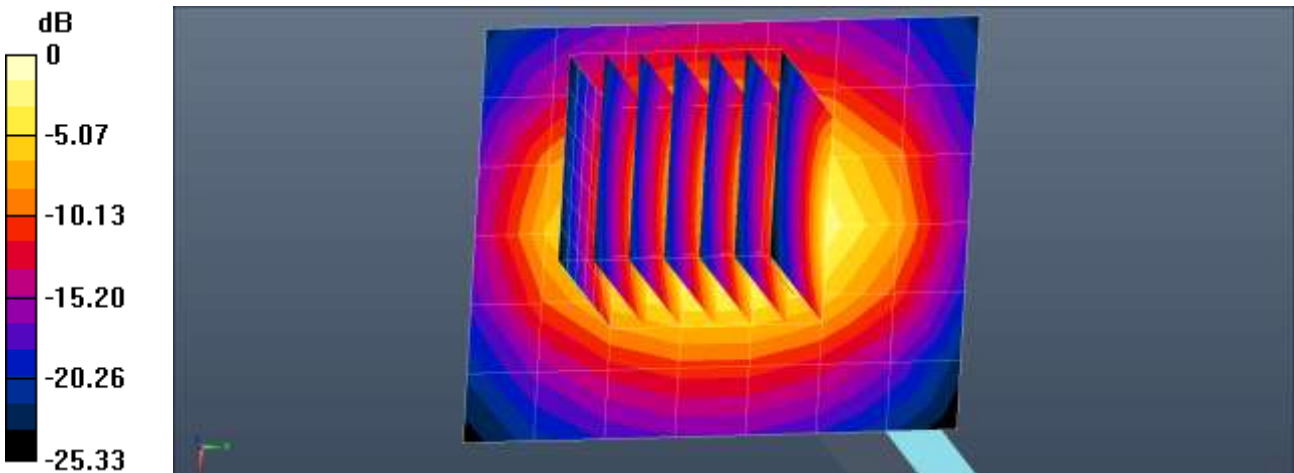
Communication System: UID 0, CW (0); Frequency: 2300 MHz;Duty Cycle: 1:1
Medium parameters used: $f = 2300$ MHz; $\sigma = 1.644$ S/m; $\epsilon_r = 41.022$; $\rho = 1000$ kg/m³
Phantom section: Flat Section

DASY5 Configuration:

- Probe: ES3DV3 - SN3076; ConvF(4.94, 4.94, 4.94) @ 2300 MHz; Calibrated: 2021-07-28
- Sensor-Surface: 3mm (Mechanical Surface Detection)
- Electronics: DAE4 Sn1417; Calibrated: 2021-02-22
- Phantom: SAM with CRP v5.0(Front)
- Measurement SW: DASY52, Version 52.10 (4)

Dipole/2300MHz Head Verification/Area Scan (7x8x1): Measurement grid: dx=10mm, dy=10mm
Maximum value of SAR (measured) = 2.95 W/kg

Dipole/2300MHz Head Verification/Zoom Scan (7x7x7)/Cube 0: Measurement grid: dx=5mm, dy=5mm, dz=5mm
Reference Value = 44.83 V/m; Power Drift = 0.03 dB
Peak SAR (extrapolated) = 4.77 W/kg
SAR(1 g) = 2.36 W/kg; SAR(10 g) = 1.12 W/kg
Maximum value of SAR (measured) = 3.08 W/kg



0 dB = 2.95 W/kg = 4.69 dBW/kg

Verification Data (2 300 MHz Head)

Test Laboratory: HCT CO., LTD
Input Power: 0.05 W
Liquid Temp: 23.0 °C
Test Date: 09/30/2021

DUT: Dipole 2300 MHz D2300V2; Type: D2300V3;

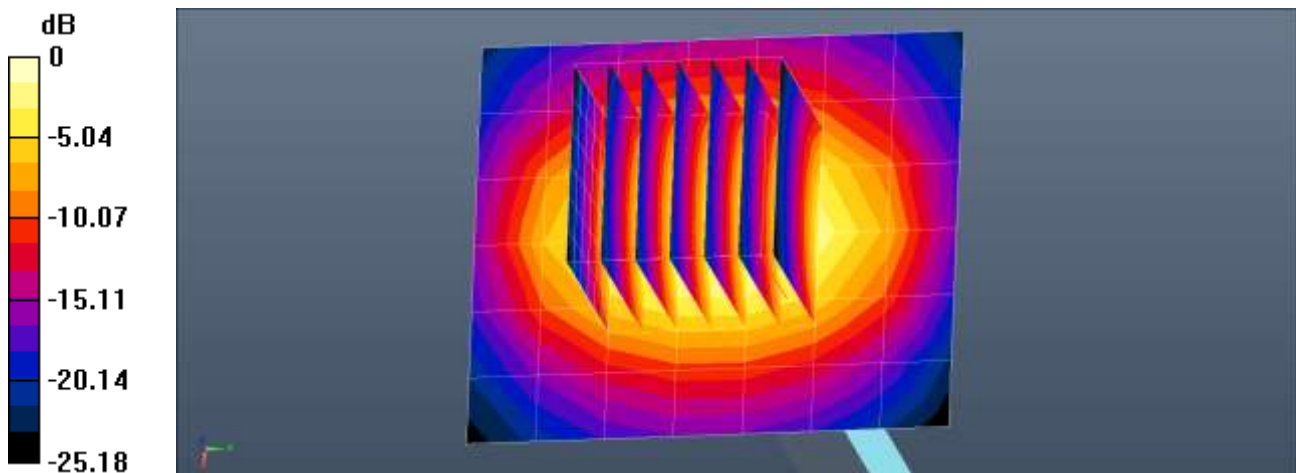
Communication System: UID 0, CW (0); Frequency: 2300 MHz; Duty Cycle: 1:1
Medium parameters used: $f = 2300$ MHz; $\sigma = 1.642$ S/m; $\epsilon_r = 41.066$; $\rho = 1000$ kg/m³
Phantom section: Flat Section

DASY5 Configuration:

- Probe: ES3DV3 - SN3076; ConvF(4.94, 4.94, 4.94) @ 2300 MHz; Calibrated: 2021-07-28
- Sensor-Surface: 3mm (Mechanical Surface Detection)
- Electronics: DAE4 Sn1417; Calibrated: 2021-02-22
- Phantom: SAM with CRP v5.0(Front)
- Measurement SW: DASY52, Version 52.10 (4)

Dipole/2300MHz Head Verification/Area Scan (7x8x1): Measurement grid: dx=10mm, dy=10mm
Maximum value of SAR (measured) = 2.94 W/kg

Dipole/2300MHz Head Verification/Zoom Scan (7x7x7)/Cube 0: Measurement grid: dx=5mm, dy=5mm, dz=5mm
Reference Value = 44.93 V/m; Power Drift = 0.03 dB
Peak SAR (extrapolated) = 4.77 W/kg
SAR(1 g) = 2.35 W/kg; SAR(10 g) = 1.11 W/kg
Maximum value of SAR (measured) = 3.09 W/kg



0 dB = 2.94 W/kg = 4.68 dBW/kg

Verification Data (2 450 MHz Head)

Test Laboratory: HCT CO., LTD
Input Power: 0.05 W
Liquid Temp: 23.7 °C
Test Date: 09/16/2021

DUT: Dipole 2450 MHz D2450V2; Type: D2450V2;

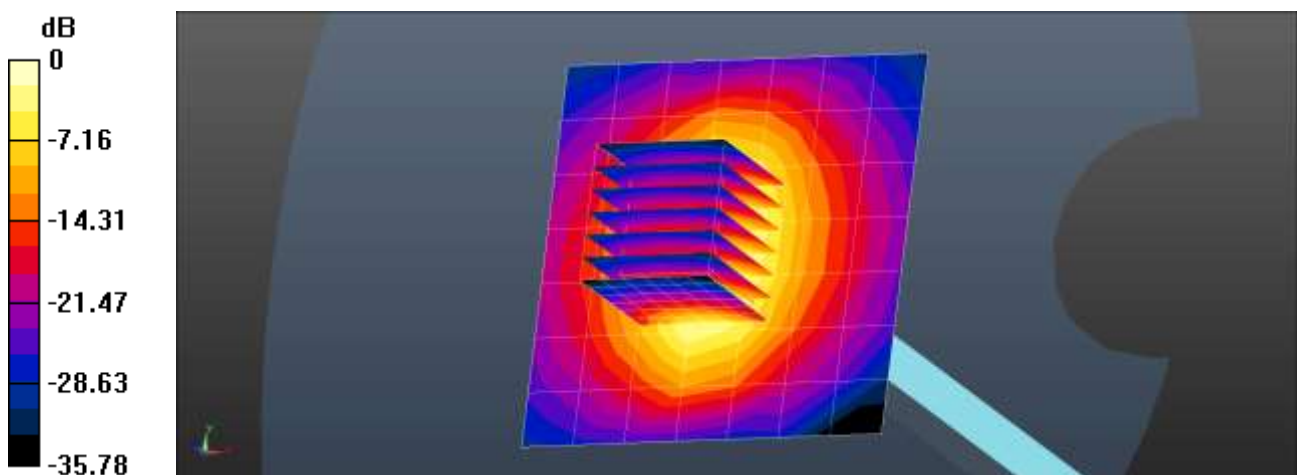
Communication System: UID 0, CW (0); Frequency: 2450 MHz;Duty Cycle: 1:1
Medium parameters used: $f = 2450$ MHz; $\sigma = 1.824$ S/m; $\epsilon_r = 37.839$; $\rho = 1000$ kg/m³
Phantom section: Flat Section

DASY5 Configuration:

- Probe: EX3DV4 - SN3972; ConvF(7.56, 7.56, 7.56) @ 2450 MHz; Calibrated: 2021-05-21
- Sensor-Surface: 1.4mm (Mechanical Surface Detection)
- Electronics: DAE4 Sn869; Calibrated: 2021-03-29
- Phantom: SAM with CRP v5.0_Right
- Measurement SW: DASY52, Version 52.10 (4)

Dipole/2450 MHz Head Verification/Area Scan (8x8x1): Measurement grid: dx=12mm, dy=12mm
Maximum value of SAR (measured) = 3.73 W/kg

Dipole/2450 MHz Head Verification/Zoom Scan (7x7x7)/Cube 0: Measurement grid: dx=5mm, dy=5mm, dz=5mm
Reference Value = 49.91 V/m; Power Drift = 0.07 dB
Peak SAR (extrapolated) = 5.42 W/kg
SAR(1 g) = 2.64 W/kg; SAR(10 g) = 1.23 W/kg
Maximum value of SAR (measured) = 4.44 W/kg



0 dB = 3.73 W/kg = 5.72 dBW/kg

Verification Data (2 450 MHz Head)

Test Laboratory: HCT CO., LTD
Input Power 0.05 W
Liquid Temp: 22.5 °C
Test Date: 09/28/2021

DUT: Dipole 2450 MHz D2450V2; Type: D2450V2;

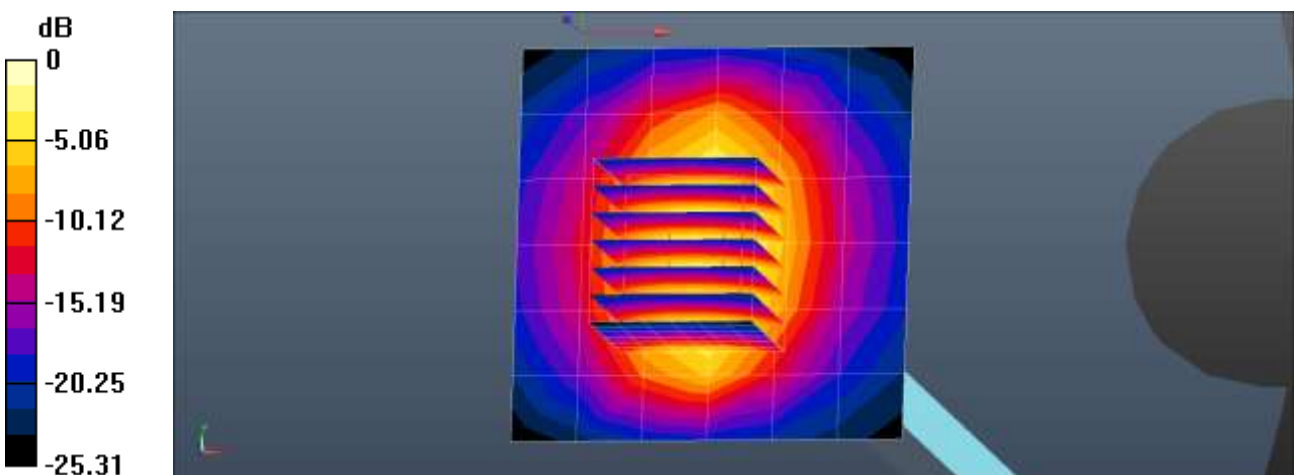
Communication System: UID 0, CW (0); Frequency: 2450 MHz;Duty Cycle: 1:1
Medium parameters used: $f = 2450$ MHz; $\sigma = 1.826$ S/m; $\epsilon_r = 37.889$; $\rho = 1000$ kg/m³
Phantom section: Flat Section

DASY5 Configuration:

- Probe: EX3DV4 - SN7370; ConvF(7.5, 7.5, 7.5) @ 2450 MHz; Calibrated: 2021-08-26
- Sensor-Surface: 1.4mm (Mechanical Surface Detection)
- Electronics: DAE4 Sn1686; Calibrated: 2021-06-21
- Phantom: SAM with CRP v5.0(Front)
- Measurement SW: DASY52, Version 52.10 (4)

Dipole/2450MHz Head Verification/Area Scan (7x7x1): Measurement grid: dx=12mm, dy=12mm
Maximum value of SAR (measured) = 4.43 W/kg

Dipole/2450MHz Head Verification/Zoom Scan (7x7x7)/Cube 0: Measurement grid: dx=5mm, dy=5mm, dz=5mm
Reference Value = 51.08 V/m; Power Drift = 0.01 dB
Peak SAR (extrapolated) = 5.60 W/kg
SAR(1 g) = 2.6 W/kg; SAR(10 g) = 1.18 W/kg
Maximum value of SAR (measured) = 4.41 W/kg



0 dB = 4.43 W/kg = 6.46 dBW/kg

Verification Data (2 450 MHz Head)

Test Laboratory: HCT CO., LTD
 Input Power 0.05 W
 Liquid Temp: 22.4 °C
 Test Date: 09/24/2021

DUT: Dipole 2450 MHz D2450V2; Type: D2450V2;

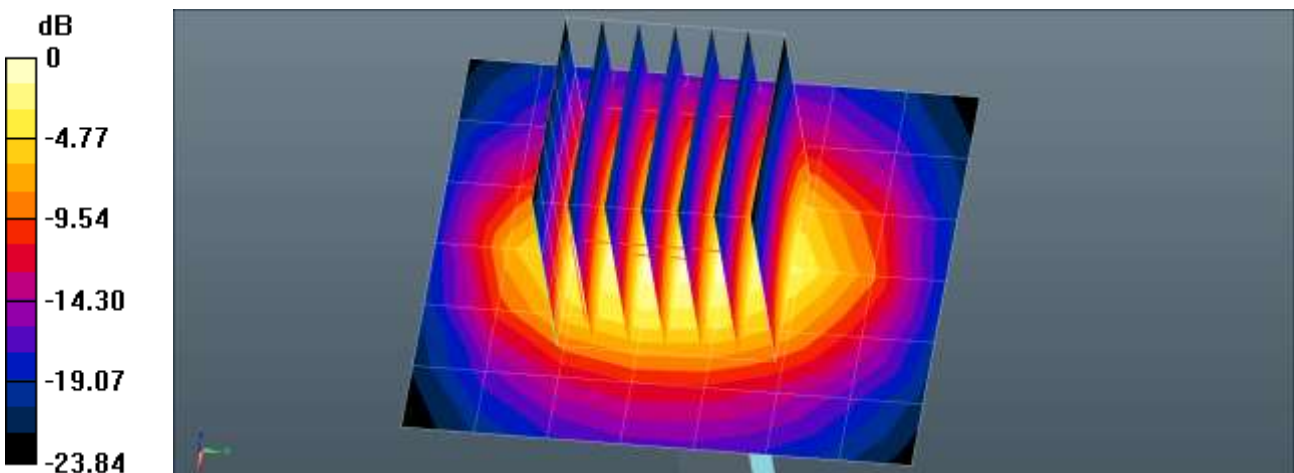
Communication System: UID 0, CW (0); Frequency: 2450 MHz;Duty Cycle: 1:1
 Medium parameters used: $f = 2450 \text{ MHz}$; $\sigma = 1.834 \text{ S/m}$; $\epsilon_r = 37.868$; $\rho = 1000 \text{ kg/m}^3$
 Phantom section: Flat Section

DASY5 Configuration:

- Probe: EX3DV4 - SN7370; ConvF(7.5, 7.5, 7.5) @ 2450 MHz; Calibrated: 2021-08-26
- Sensor-Surface: 1.4mm (Mechanical Surface Detection)
- Electronics: DAE4 Sn1686; Calibrated: 2021-06-21
- Phantom: SAM with CRP v5.0(Front)
- Measurement SW: DASY52, Version 52.10 (4)

Dipole/2450MHz Head Verification/Area Scan (7x8x1): Measurement grid: $dx=10\text{mm}$, $dy=10\text{mm}$
 Maximum value of SAR (measured) = 4.45 W/kg

Dipole/2450MHz Head Verification/Zoom Scan (7x7x5)/Cube 0: Measurement grid: $dx=5\text{mm}$, $dy=5\text{mm}$, $dz=5\text{mm}$
 Reference Value = 51.37 V/m; Power Drift = -0.01 dB
 Peak SAR (extrapolated) = 5.85 W/kg
SAR(1 g) = 2.56 W/kg; SAR(10 g) = 1.14 W/kg
 Maximum value of SAR (measured) = 4.52 W/kg



0 dB = 4.45 W/kg = 6.48 dBW/kg

Verification Data (2 600 MHz Head)

Test Laboratory: HCT CO., LTD
 Input Power: 0.05 W
 Liquid Temp: 19.3 °C
 Test Date: 10/05/2021

DUT: Dipole 2600 MHz D2600V2; Type: D2600V2;

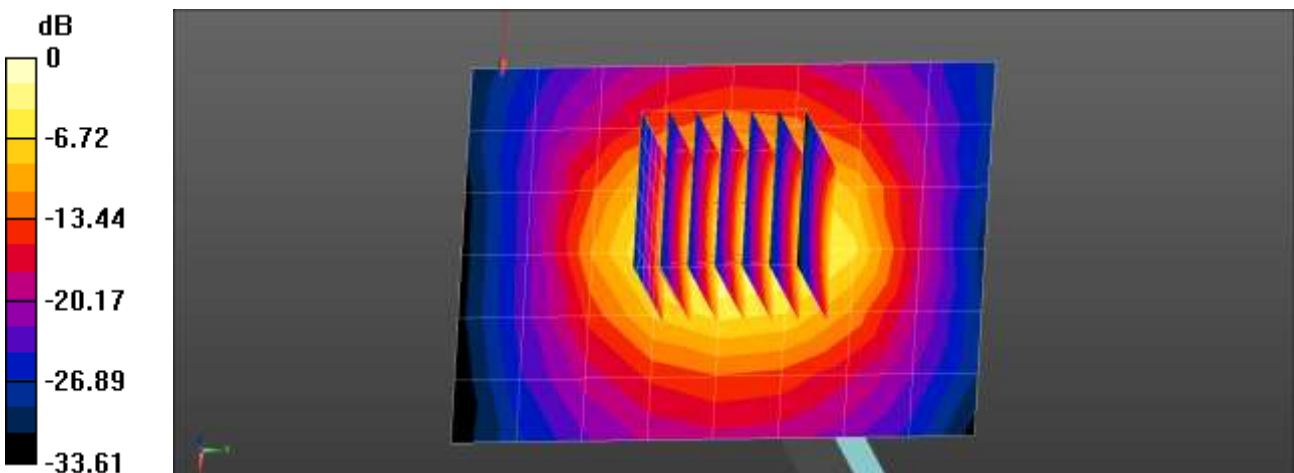
Communication System: UID 0, CW (0); Frequency: 2600 MHz;Duty Cycle: 1:1
 Medium parameters used: $f = 2600$ MHz; $\sigma = 1.956$ S/m; $\epsilon_r = 37.848$; $\rho = 1000$ kg/m³
 Phantom section: Flat Section

DASY5 Configuration:

- Probe: EX3DV4 - SN7654; ConvF(8.28, 8.28, 8.28) @ 2600 MHz; Calibrated: 2021-05-21
- Sensor-Surface: 1.4mm (Mechanical Surface Detection)
- Electronics: DAE4 Sn1687; Calibrated: 2021-06-21
- Phantom: Twin-SAM V8.0 (Left)
- Measurement SW: DASY52, Version 52.10 (4)

Dipole/2600MHz Head Verification/Area Scan (7x9x1): Measurement grid: dx=12mm, dy=12mm
 Maximum value of SAR (measured) = 4.49 W/kg

Dipole/2600MHz Head Verification/Zoom Scan (7x7x7)/Cube 0: Measurement grid: dx=5mm, dy=5mm, dz=5mm
 Reference Value = 49.74 V/m; Power Drift = -0.05 dB
 Peak SAR (extrapolated) = 6.04 W/kg
SAR(1 g) = 2.73 W/kg; SAR(10 g) = 1.22 W/kg
 Maximum value of SAR (measured) = 4.74 W/kg



0 dB = 4.49 W/kg = 6.52 dBW/kg

Verification Data (2 600 MHz Head)

Test Laboratory: HCT CO., LTD
Input Power: 0.05 W
Liquid Temp: 20.6 °C
Test Date: 05/28/2021

DUT: Dipole 2600 MHz D2600V2; Type: D2600V2;

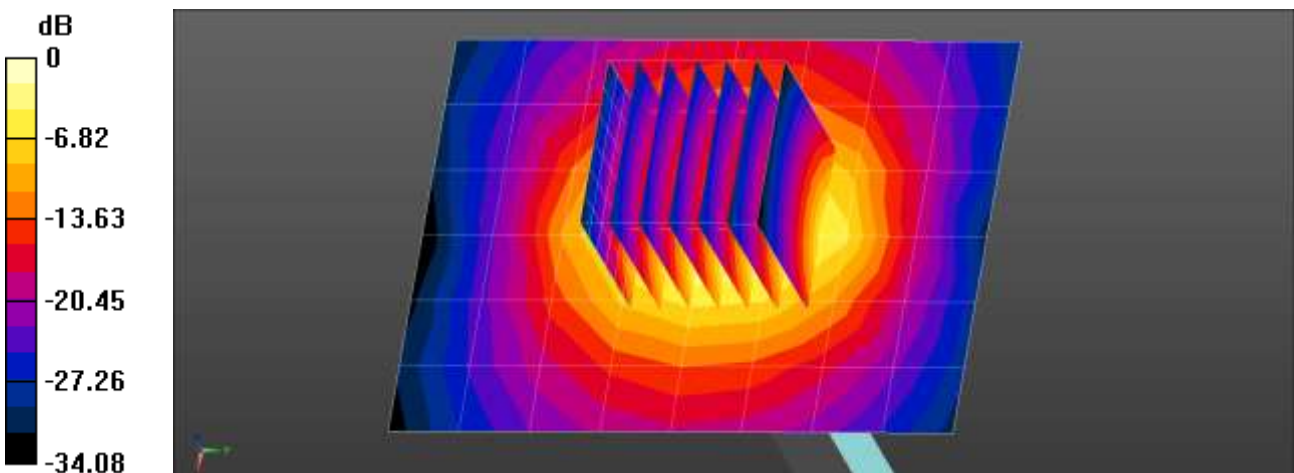
Communication System: UID 0, CW (0); Frequency: 2600 MHz;Duty Cycle: 1:1
Medium parameters used: $f = 2600$ MHz; $\sigma = 2.039$ S/m; $\epsilon_r = 40.13$; $\rho = 1000$ kg/m³
Phantom section: Flat Section

DASY5 Configuration:

- Probe: EX3DV4 - SN7654; ConvF(8.28, 8.28, 8.28) @ 2600 MHz; Calibrated: 2021-05-21
- Sensor-Surface: 1.4mm (Mechanical Surface Detection)
- Electronics: DAE4 Sn1687; Calibrated: 2021-06-21
- Phantom: Twin-SAM V8.0 (Left)
- Measurement SW: DASY52, Version 52.10 (4)

Dipole/2600MHz Head Verification/Area Scan (7x9x1): Measurement grid: dx=12mm, dy=12mm
Maximum value of SAR (measured) = 4.68 W/kg

Dipole/2600MHz Head Verification/Zoom Scan (7x7x7)/Cube 0: Measurement grid: dx=5mm, dy=5mm, dz=5mm
Reference Value = 49.75 V/m; Power Drift = -0.01 dB
Peak SAR (extrapolated) = 6.30 W/kg
SAR(1 g) = 2.84 W/kg; SAR(10 g) = 1.27 W/kg
Maximum value of SAR (measured) = 4.94 W/kg



0 dB = 4.68 W/kg = 6.70 dBW/kg

Verification Data (3 500 MHz Head)

Test Laboratory: HCT CO., LTD
Input Power 0.05 W
Liquid Temp: 19.4 °C
Test Date: 09/27/2021

DUT: D3500V2 - SN1040; Type: D3500V2;

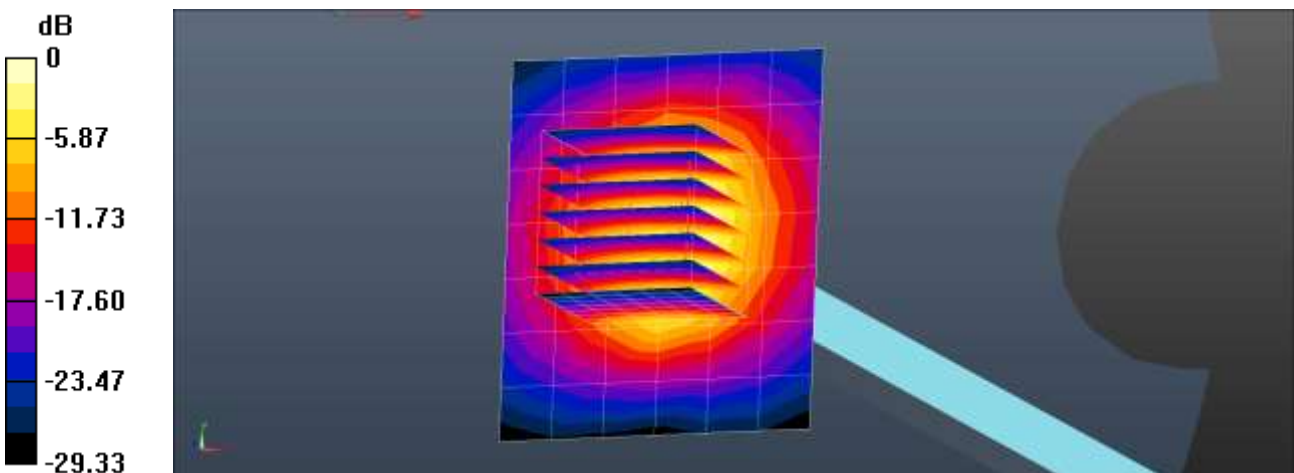
Communication System: UID 0, CW (0); Frequency: 3500 MHz;Duty Cycle: 1:1
Medium parameters used: $f = 3500$ MHz; $\sigma = 2.966$ S/m; $\epsilon_r = 39.134$; $\rho = 1000$ kg/m³
Phantom section: Flat Section

DASY5 Configuration:

- Probe: EX3DV4 - SN7370; ConvF(6.8, 6.8, 6.8) @ 3500 MHz; Calibrated: 2021-08-26
- Sensor-Surface: 1.4mm (Mechanical Surface Detection)
- Electronics: DAE4 Sn1417; Calibrated: 2021-02-22
- Phantom: SAM with CRP v5.0(Right)_2014_03_05
- Measurement SW: DASY52, Version 52.10 (4)

Dipole/3500MHz Head Verification/Area Scan (7x8x1): Measurement grid: dx=10mm, dy=10mm
Maximum value of SAR (measured) = 6.20 W/kg

Dipole/3500MHz Head Verification/Zoom Scan (7x7x8)/Cube 0: Measurement grid: dx=5mm, dy=5mm, dz=4mm
Reference Value = 49.90 V/m; Power Drift = -0.11 dB
Peak SAR (extrapolated) = 8.81 W/kg
SAR(1 g) = 3.33 W/kg; SAR(10 g) = 1.25 W/kg
Maximum value of SAR (measured) = 6.53 W/kg



0 dB = 6.20 W/kg = 7.92 dBW/kg

Verification Data (5 250 MHz Head)

Test Laboratory: HCT CO., LTD
Input Power: 0.05 W
Liquid Temp: 22.0 °C
Test Date: 10/14/2021

DUT: Dipole D5GHzV2; Type: D5GHzV2;

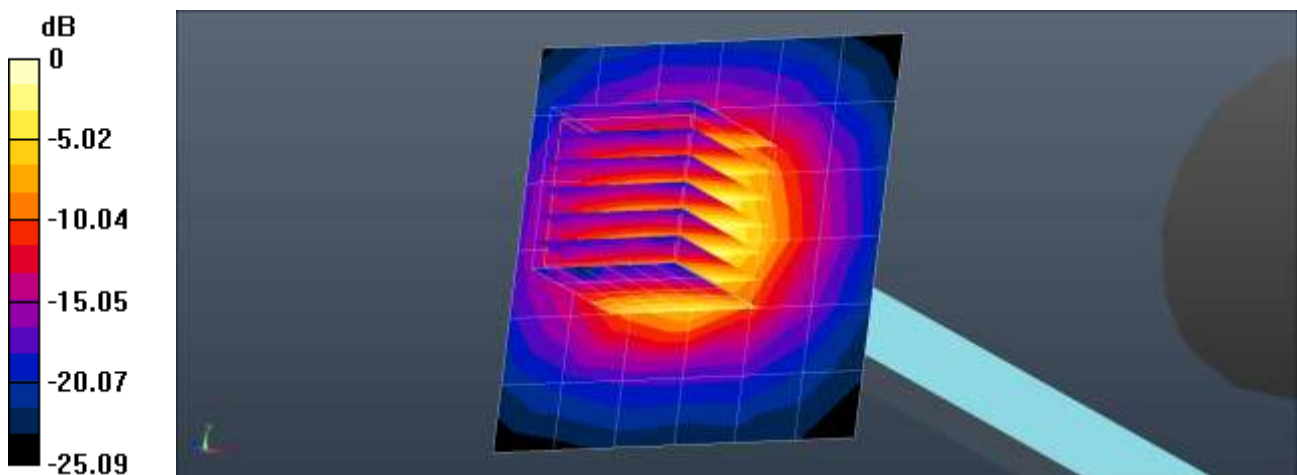
Communication System: UID 0, CW (0); Frequency: 5250 MHz; Duty Cycle: 1:1
Medium parameters used: $f = 5250$ MHz; $\sigma = 4.709$ S/m; $\epsilon_r = 35.7$; $\rho = 1000$ kg/m³
Phantom section: Flat Section

DASY5 Configuration:

- Probe: EX3DV4 - SN7370; ConvF(5.15, 5.15, 5.15) @ 5250 MHz; Calibrated: 2021-08-26
- Sensor-Surface: 1.4mm (Mechanical Surface Detection)
- Electronics: DAE4 Sn1686; Calibrated: 2021-06-21
- Phantom: SAM with CRP v5.0(Right)_2014_03_05
- Measurement SW: DASY52, Version 52.10 (4)

Dipole/5250MHz Head Verification/Area Scan (7x7x1): Measurement grid: dx=10mm, dy=10mm
Maximum value of SAR (measured) = 10.2 W/kg

Dipole/5250MHz Head Verification/Zoom Scan (7x7x7)/Cube 0: Measurement grid: dx=4mm, dy=4mm, dz=1.4mm
Reference Value = 51.25 V/m; Power Drift = -0.00 dB
Peak SAR (extrapolated) = 16.8 W/kg
SAR(1 g) = 4.11 W/kg; SAR(10 g) = 1.18 W/kg
Maximum value of SAR (measured) = 10.4 W/kg



0 dB = 10.2 W/kg = 10.07 dBW/kg

Verification Data (5 600 MHz Head)

Test Laboratory: HCT CO., LTD
Input Power: 0.05 W
Liquid Temp: 22.0 °C
Test Date: 10/14/2021

DUT: Dipole D5GHzV2; Type: D5GHzV2;

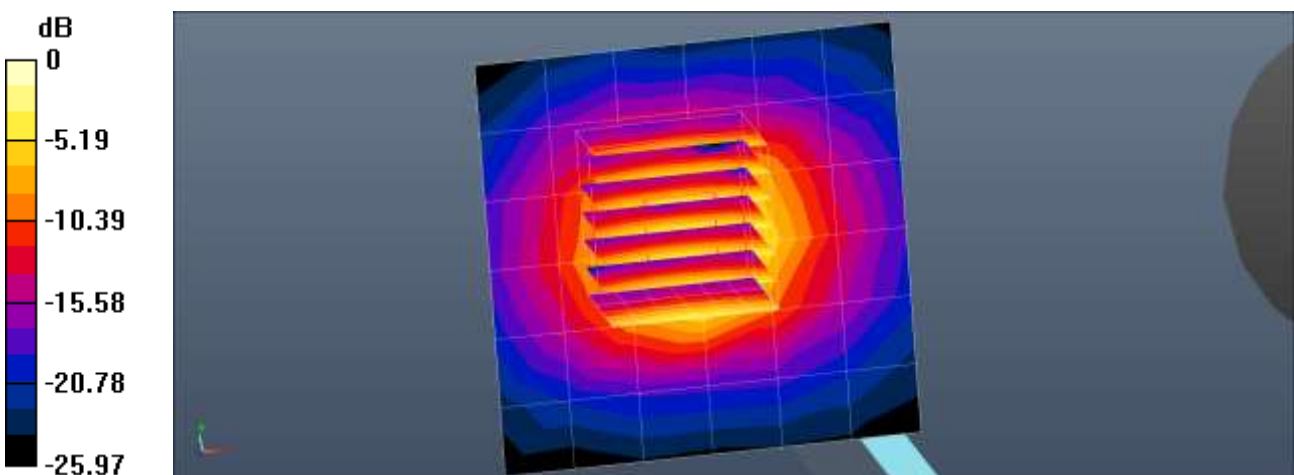
Communication System: UID 0, CW (0); Frequency: 5600 MHz;Duty Cycle: 1:1
Medium parameters used: $f = 5600$ MHz; $\sigma = 5.027$ S/m; $\epsilon_r = 35.192$; $\rho = 1000$ kg/m³
Phantom section: Flat Section

DASY5 Configuration:

- Probe: EX3DV4 - SN7370; ConvF(4.57, 4.57, 4.57) @ 5600 MHz; Calibrated: 2021-08-26
- Sensor-Surface: 1.4mm (Mechanical Surface Detection)
- Electronics: DAE4 Sn1686; Calibrated: 2021-06-21
- Phantom: SAM with CRP v5.0(Right)_2014_03_05
- Measurement SW: DASY52, Version 52.10 (4)

Dipole/5600MHz Head Verification/Area Scan (7x7x1): Measurement grid: dx=10mm, dy=10mm
Maximum value of SAR (measured) = 10.9 W/kg

Dipole/5600MHz Head Verification/Zoom Scan (7x7x7)/Cube 0: Measurement grid: dx=4mm, dy=4mm, dz=1.4mm
Reference Value = 51.44 V/m; Power Drift = 0.00 dB
Peak SAR (extrapolated) = 18.8 W/kg
SAR(1 g) = 4.28 W/kg; SAR(10 g) = 1.23 W/kg
Maximum value of SAR (measured) = 11.0 W/kg



0 dB = 10.9 W/kg = 10.37 dBW/kg

Verification Data (5 750 MHz Head)

Test Laboratory: HCT CO., LTD
Input Power 0.05 W
Liquid Temp: 22.0 °C
Test Date: 10/14/2021

DUT: Dipole D5GHzV2; Type: D5GHzV2;

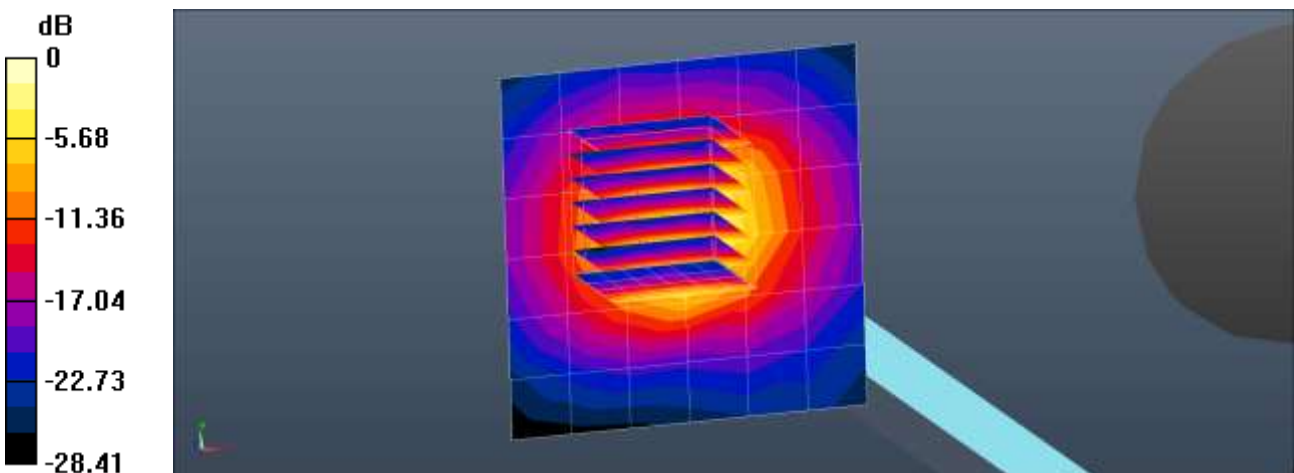
Communication System: UID 0, CW (0); Frequency: 5750 MHz;Duty Cycle: 1:1
Medium parameters used: $f = 5750$ MHz; $\sigma = 5.284$ S/m; $\epsilon_r = 35.07$; $\rho = 1000$ kg/m³
Phantom section: Flat Section

DASY5 Configuration:

- Probe: EX3DV4 - SN7370; ConvF(4.75, 4.75, 4.75) @ 5750 MHz; Calibrated: 2021-08-26
- Sensor-Surface: 1.4mm (Mechanical Surface Detection)
- Electronics: DAE4 Sn1686; Calibrated: 2021-06-21
- Phantom: SAM with CRP v5.0(Right)_2014_03_05
- Measurement SW: DASY52, Version 52.10 (4)

Dipole/5750MHz Head Verification/Area Scan (7x7x1): Measurement grid: dx=10mm, dy=10mm
Maximum value of SAR (measured) = 10.6 W/kg

Dipole/5750MHz Head Verification/Zoom Scan (7x7x7)/Cube 0: Measurement grid: dx=4mm, dy=4mm, dz=1.4mm
Reference Value = 49.97 V/m; Power Drift = -0.04 dB
Peak SAR (extrapolated) = 20.0 W/kg
SAR(1 g) = 4.27 W/kg; SAR(10 g) = 1.19 W/kg
Maximum value of SAR (measured) = 11.3 W/kg



0 dB = 10.6 W/kg = 10.27 dBW/kg

Verification Data (5 250 MHz Head)

Test Laboratory: HCT CO., LTD
Input Power: 0.05 W
Liquid Temp: 21.8 °C
Test Date: 10/15/2021

DUT: Dipole D5GHzV2; Type: D5GHzV2;

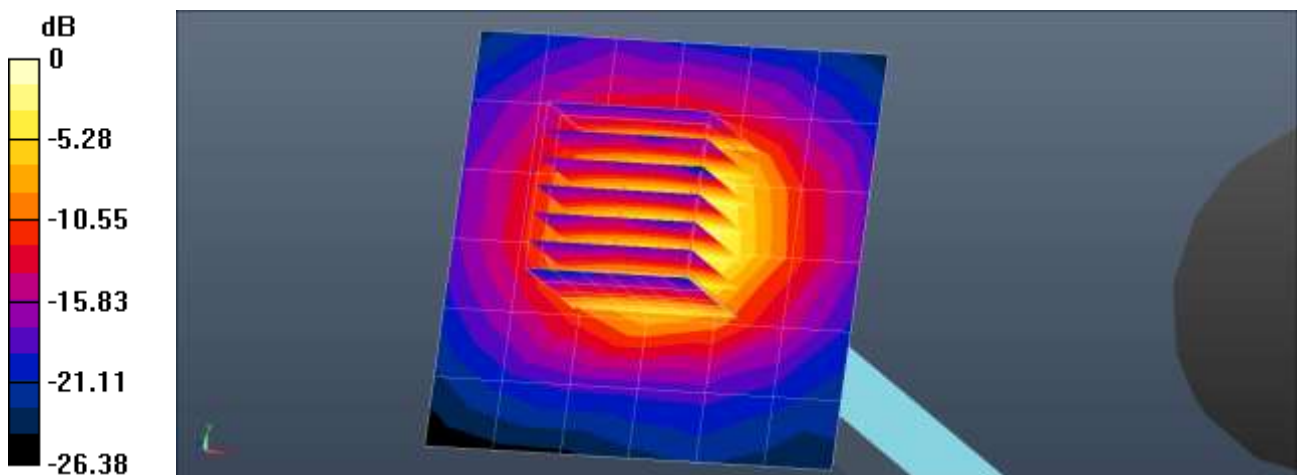
Communication System: UID 0, CW (0); Frequency: 5250 MHz;Duty Cycle: 1:1
Medium parameters used: $f = 5250$ MHz; $\sigma = 4.842$ S/m; $\epsilon_r = 36.706$; $\rho = 1000$ kg/m³
Phantom section: Flat Section

DASY5 Configuration:

- Probe: EX3DV4 - SN7370; ConvF(5.15, 5.15, 5.15) @ 5250 MHz; Calibrated: 2021-08-26
- Sensor-Surface: 1.4mm (Mechanical Surface Detection)
- Electronics: DAE4 Sn1686; Calibrated: 2021-06-21
- Phantom: SAM with CRP v5.0(Right)_2014_03_05
- Measurement SW: DASY52, Version 52.10 (4)

Dipole/5250MHz Head Verification/Area Scan (7x7x1): Measurement grid: dx=10mm, dy=10mm
Maximum value of SAR (measured) = 8.30 W/kg

Dipole/5250MHz Head Verification/Zoom Scan (7x7x7)/Cube 0: Measurement grid: dx=4mm, dy=4mm, dz=1.4mm
Reference Value = 45.80 V/m; Power Drift = -0.18 dB
Peak SAR (extrapolated) = 15.6 W/kg
SAR(1 g) = 3.75 W/kg; SAR(10 g) = 1.08 W/kg
Maximum value of SAR (measured) = 9.61 W/kg



0 dB = 8.30 W/kg = 9.19 dBW/kg

Verification Data (5 600 MHz Head)

Test Laboratory: HCT CO., LTD
Input Power: 0.05 W
Liquid Temp: 21.8 °C
Test Date: 10/15/2021

DUT: Dipole D5GHzV2; Type: D5GHzV2;

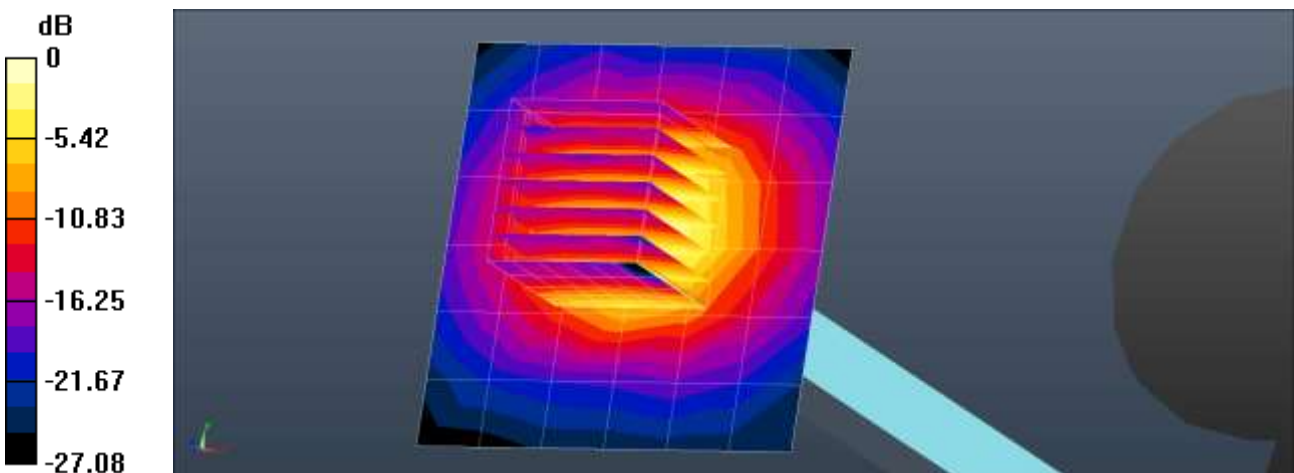
Communication System: UID 0, CW (0); Frequency: 5600 MHz;Duty Cycle: 1:1
Medium parameters used: $f = 5600$ MHz; $\sigma = 5.13$ S/m; $\epsilon_r = 36.435$; $\rho = 1000$ kg/m³
Phantom section: Flat Section

DASY5 Configuration:

- Probe: EX3DV4 - SN7370; ConvF(4.57, 4.57, 4.57) @ 5600 MHz; Calibrated: 2021-08-26
- Sensor-Surface: 1.4mm (Mechanical Surface Detection)
- Electronics: DAE4 Sn1686; Calibrated: 2021-06-21
- Phantom: SAM with CRP v5.0(Right)_2014_03_05
- Measurement SW: DASY52, Version 52.10 (4)

Dipole/5600MHz Head Verification/Area Scan (7x7x1): Measurement grid: dx=10mm, dy=10mm
Maximum value of SAR (measured) = 9.47 W/kg

Dipole/5600MHz Head Verification/Zoom Scan (7x7x7)/Cube 0: Measurement grid: dx=4mm, dy=4mm, dz=1.4mm
Reference Value = 47.47 V/m; Power Drift = -0.03 dB
Peak SAR (extrapolated) = 18.7 W/kg
SAR(1 g) = 4.12 W/kg; SAR(10 g) = 1.17 W/kg
Maximum value of SAR (measured) = 10.9 W/kg



0 dB = 9.47 W/kg = 9.76 dBW/kg

Verification Data (5 750 MHz Head)

Test Laboratory: HCT CO., LTD
Input Power 0.05 W
Liquid Temp: 21.8 °C
Test Date: 10/15/2021

DUT: Dipole D5GHzV2; Type: D5GHzV2;

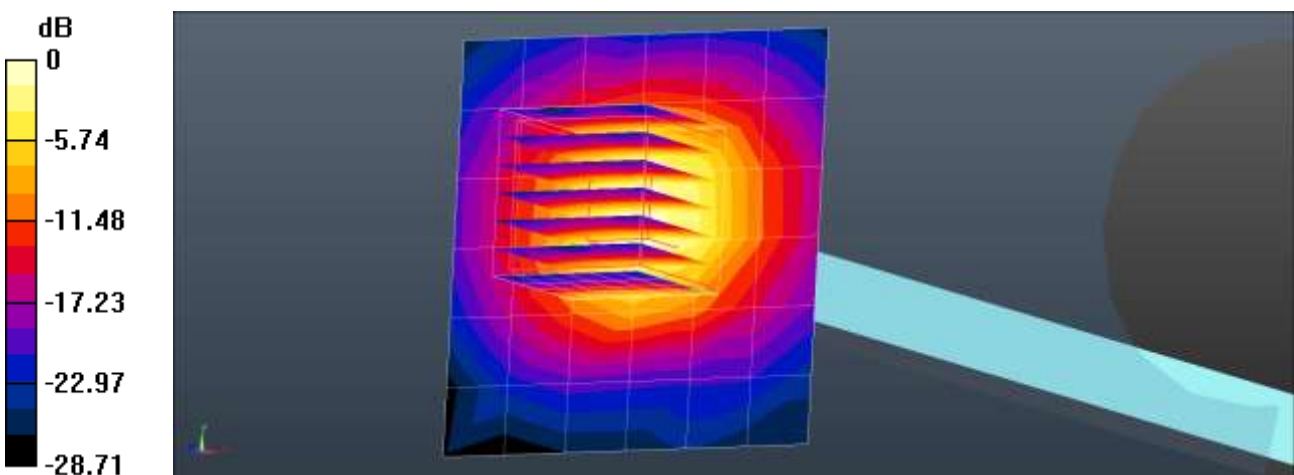
Communication System: UID 0, CW (0); Frequency: 5750 MHz;Duty Cycle: 1:1
Medium parameters used: $f = 5750$ MHz; $\sigma = 5.259$ S/m; $\epsilon_r = 36.608$; $\rho = 1000$ kg/m³
Phantom section: Flat Section

DASY5 Configuration:

- Probe: EX3DV4 - SN7370; ConvF(4.75, 4.75, 4.75) @ 5750 MHz; Calibrated: 2021-08-26
- Sensor-Surface: 1.4mm (Mechanical Surface Detection)
- Electronics: DAE4 Sn1686; Calibrated: 2021-06-21
- Phantom: SAM with CRP v5.0(Right)_2014_03_05
- Measurement SW: DASY52, Version 52.10 (4)

Dipole/5750MHz Head Verification/Area Scan (7x7x1): Measurement grid: dx=10mm, dy=10mm
Maximum value of SAR (measured) = 9.01 W/kg

Dipole/5750MHz Head Verification/Zoom Scan (7x7x7)/Cube 0: Measurement grid: dx=4mm, dy=4mm, dz=1.4mm
Reference Value = 45.77 V/m; Power Drift = -0.12 dB
Peak SAR (extrapolated) = 19.7 W/kg
SAR(1 g) = 4.18 W/kg; SAR(10 g) = 1.17 W/kg
Maximum value of SAR (measured) = 11.1 W/kg



0 dB = 9.01 W/kg = 9.55 dBW/kg

- 5G NR SUB 6**Verification Data (750 MHz Head)**

Test Laboratory: HCT CO., LTD
Input Power: 0.05 W
Liquid Temp: 20.6 °C
Test Date: 09/16/2021

DUT: Dipole 750 MHz D750V3; Type: D750V3;

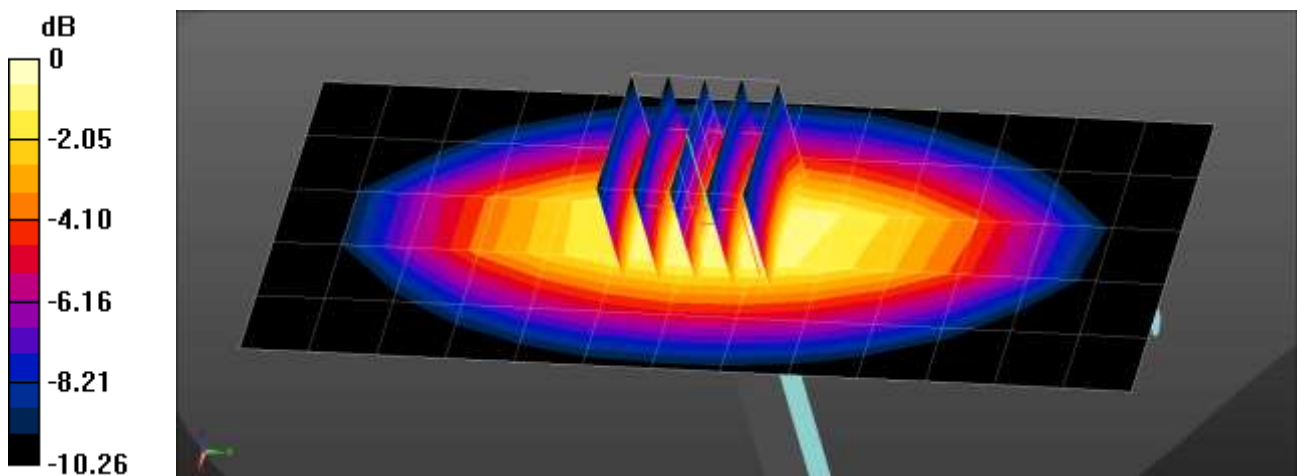
Communication System: UID 0, CW (0); Frequency: 750 MHz; Duty Cycle: 1:1
Medium parameters used: $f = 750$ MHz; $\sigma = 0.91$ S/m; $\epsilon_r = 42.555$; $\rho = 1000$ kg/m³
Phantom section: Flat Section

DASY5 Configuration:

- Probe: EX3DV4 - SN3903; ConvF(9.95, 9.95, 9.95) @ 750 MHz; Calibrated: 2021-03-24
- Sensor-Surface: 1.4mm (Mechanical Surface Detection)
- Electronics: DAE4 Sn1422; Calibrated: 2021-05-19
- Phantom: Twin-SAM V8.0 (30deg probe tilt)
- Measurement SW: DASY52, Version 52.10 (4)

Dipole/750MHz Head Verification/Area Scan (6x14x1): Measurement grid: dx=15mm, dy=15mm
Maximum value of SAR (measured) = 0.482 W/kg

Dipole/750MHz Head Verification/Zoom Scan (5x5x7)/Cube 0: Measurement grid: dx=8mm, dy=8mm, dz=5mm
Reference Value = 27.35 V/m; Power Drift = -0.17 dB
Peak SAR (extrapolated) = 0.631 W/kg
SAR(1 g) = 0.429 W/kg; SAR(10 g) = 0.285 W/kg
Maximum value of SAR (measured) = 0.565 W/kg



0 dB = 0.565 W/kg = -2.48 dBW/kg

Verification Data (835 MHz Head)

Test Laboratory: HCT CO., LTD
Input Power 0.05 W
Liquid Temp: 20.4 °C
Test Date: 09/17/2021

DUT: Dipole 835 MHz D835V2; Type: D835V2;

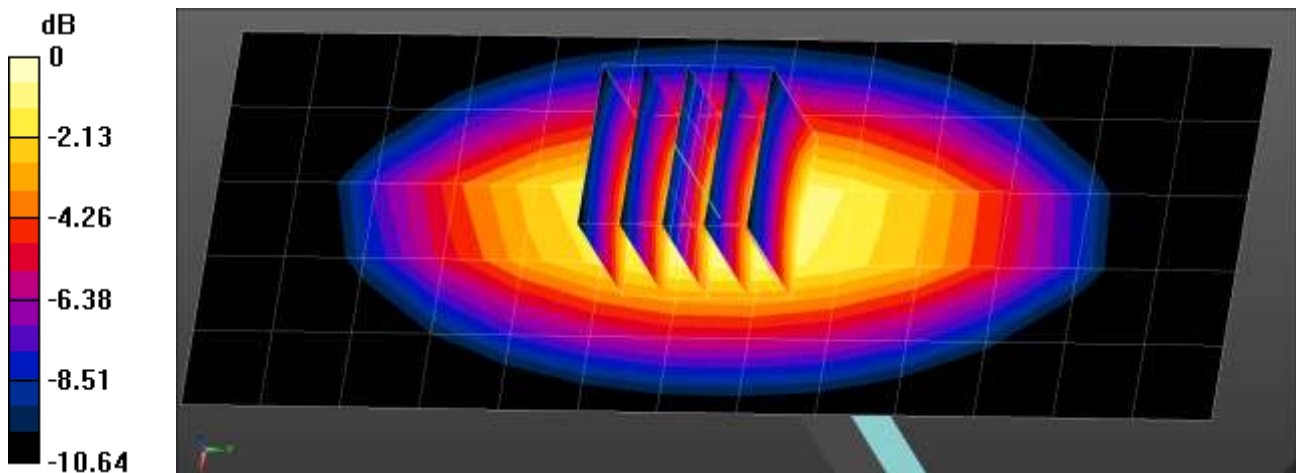
Communication System: UID 0, CW (0); Frequency: 835 MHz;Duty Cycle: 1:1
Medium parameters used (interpolated): $f = 835 \text{ MHz}$; $\sigma = 0.903 \text{ S/m}$; $\epsilon_r = 42.984$; $\rho = 1000 \text{ kg/m}^3$
Phantom section: Flat Section

DASY5 Configuration:

- Probe: EX3DV4 - SN3903; ConvF(9.75, 9.75, 9.75) @ 835 MHz; Calibrated: 2021-03-24
- Sensor-Surface: 1.4mm (Mechanical Surface Detection)
- Electronics: DAE4 Sn1422; Calibrated: 2021-05-19
- Phantom: Twin-SAM V8.0 (30deg probe tilt)
- Measurement SW: DASY52, Version 52.10 (4)

Dipole/835MHz Head Verification/Area Scan (6x14x1): Measurement grid: dx=15mm, dy=15mm
Maximum value of SAR (measured) = 0.595 W/kg

Dipole/835MHz Head Verification/Zoom Scan (5x5x7)/Cube 0: Measurement grid: dx=8mm, dy=8mm, dz=5mm
Reference Value = 28.74 V/m; Power Drift = -0.04 dB
Peak SAR (extrapolated) = 0.779 W/kg
SAR(1 g) = 0.502 W/kg; SAR(10 g) = 0.328 W/kg
Maximum value of SAR (measured) = 0.683 W/kg



0 dB = 0.683 W/kg = -1.66 dBW/kg

Verification Data (1 800 MHz Head)

Test Laboratory: HCT CO., LTD
Input Power: 0.05 W
Liquid Temp: 20.4 °C
Test Date: 09/18/2021

DUT: Dipole 1800 MHz D1800V2; Type: D1800V2;

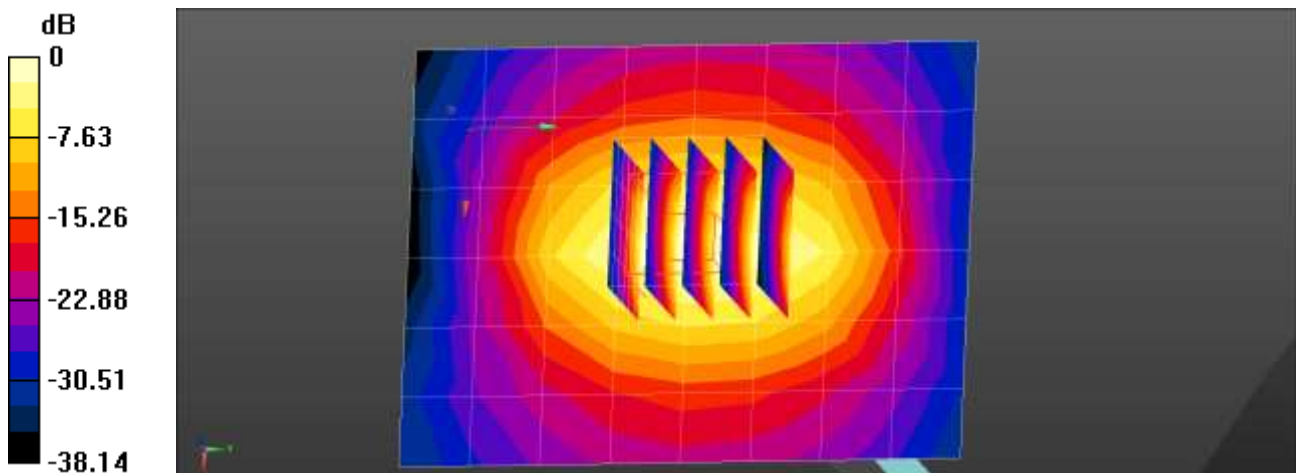
Communication System: UID 0, CW (0); Frequency: 1800 MHz; Duty Cycle: 1:1
Medium parameters used: $f = 1800$ MHz; $\sigma = 1.379$ S/m; $\epsilon_r = 40.035$; $\rho = 1000$ kg/m³
Phantom section: Flat Section

DASY5 Configuration:

- Probe: EX3DV4 - SN7654; ConvF(9.4, 9.4, 9.4) @ 1800 MHz; Calibrated: 2021-05-21
- Sensor-Surface: 1.4mm (Mechanical Surface Detection)
- Electronics: DAE4 Sn1687; Calibrated: 2021-06-21
- Phantom: Twin-SAM V8.0 (Left)
- Measurement SW: DASY52, Version 52.10 (4)

Dipole/1800MHz Head Verification/Area Scan (7x9x1): Measurement grid: dx=15mm, dy=15mm
Maximum value of SAR (measured) = 3.04 W/kg

Dipole/1800MHz Head Verification/Zoom Scan (5x5x7)/Cube 0: Measurement grid: dx=8mm, dy=8mm, dz=5mm
Reference Value = 48.21 V/m; Power Drift = -0.00 dB
Peak SAR (extrapolated) = 3.88 W/kg
SAR(1 g) = 1.95 W/kg; SAR(10 g) = 1 W/kg
Maximum value of SAR (measured) = 3.10 W/kg



0 dB = 3.04 W/kg = 4.83 dBW/kg

Verification Data (1 900 MHz Head)

Test Laboratory: HCT CO., LTD
 Input Power: 0.05 W
 Liquid Temp: 22.4 °C
 Test Date: 10/12/2021

DUT: Dipole 1900 MHz D1900V2; Type: D1900V2;

Communication System: UID 0, CW (0); Frequency: 1900 MHz; Duty Cycle: 1:1
 Medium parameters used: $f = 1900$ MHz; $\sigma = 1.447$ S/m; $\epsilon_r = 40.869$; $\rho = 1000$ kg/m³
 Phantom section: Flat Section

DASY5 Configuration:

- Probe: EX3DV4 - SN7654; ConvF(9.15, 9.15, 9.15) @ 1900 MHz; Calibrated: 2021-05-21
- Sensor-Surface: 1.4mm (Mechanical Surface Detection)
- Electronics: DAE4 Sn1687; Calibrated: 2021-06-21
- Phantom: Twin-SAM V8.0 (Left)
- Measurement SW: DASY52, Version 52.10 (4)

Dipole/1900MHz Head Verification/Area Scan (7x8x1): Measurement grid: dx=15mm, dy=15mm
 Maximum value of SAR (measured) = 3.18 W/kg

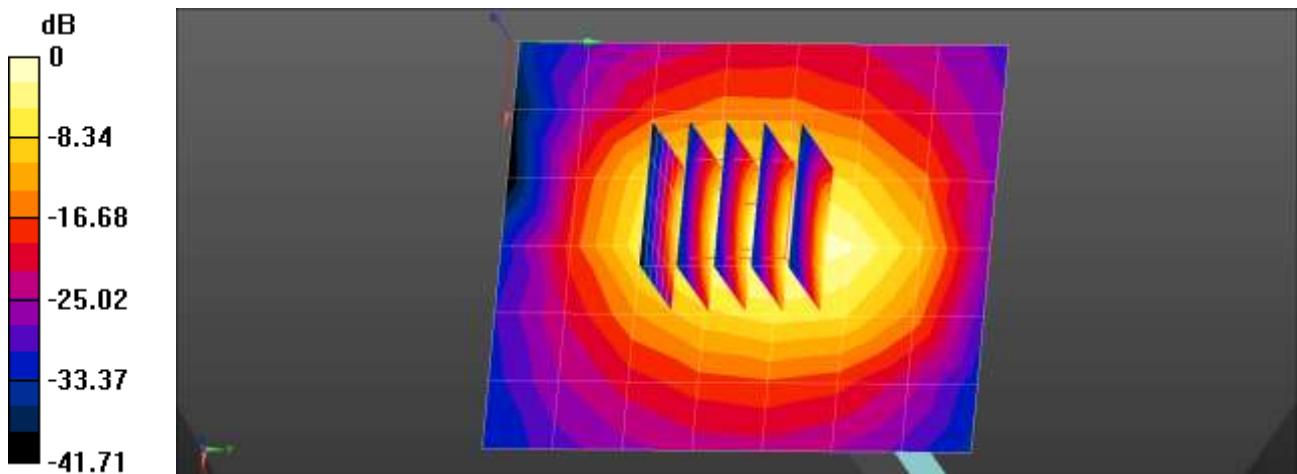
Dipole/1900MHz Head Verification/Zoom Scan (5x5x7)/Cube 0: Measurement grid: dx=8mm, dy=8mm, dz=5mm

Reference Value = 47.40 V/m; Power Drift = 0.02 dB

Peak SAR (extrapolated) = 3.98 W/kg

SAR(1 g) = 2.06 W/kg; SAR(10 g) = 1.06 W/kg

Maximum value of SAR (measured) = 3.25 W/kg



0 dB = 3.18 W/kg = 5.03 dBW/kg

Verification Data (2 600 MHz Head)

Test Laboratory: HCT CO., LTD
 Input Power: 0.05 W
 Liquid Temp: 20.5 °C
 Test Date: 09/27/2021

DUT: Dipole 2600 MHz D2600V2; Type: D2600V2;

Communication System: UID 0, CW (0); Frequency: 2600 MHz; Duty Cycle: 1:1
 Medium parameters used: $f = 2600$ MHz; $\sigma = 1.964$ S/m; $\epsilon_r = 37.814$; $\rho = 1000$ kg/m³
 Phantom section: Flat Section

DASY5 Configuration:

- Probe: EX3DV4 - SN3903; ConvF(7.6, 7.6, 7.6) @ 2600 MHz; Calibrated: 2021-03-24
- Sensor-Surface: 1.4mm (Mechanical Surface Detection)
- Electronics: DAE4 Sn1422; Calibrated: 2021-05-19
- Phantom: Twin-SAM V8.0 (30deg probe tilt)
- Measurement SW: DASY52, Version 52.10 (4)

Dipole/2600MHz Head Verification/Area Scan (6x9x1): Measurement grid: dx=12mm, dy=12mm
 Maximum value of SAR (measured) = 3.93 W/kg

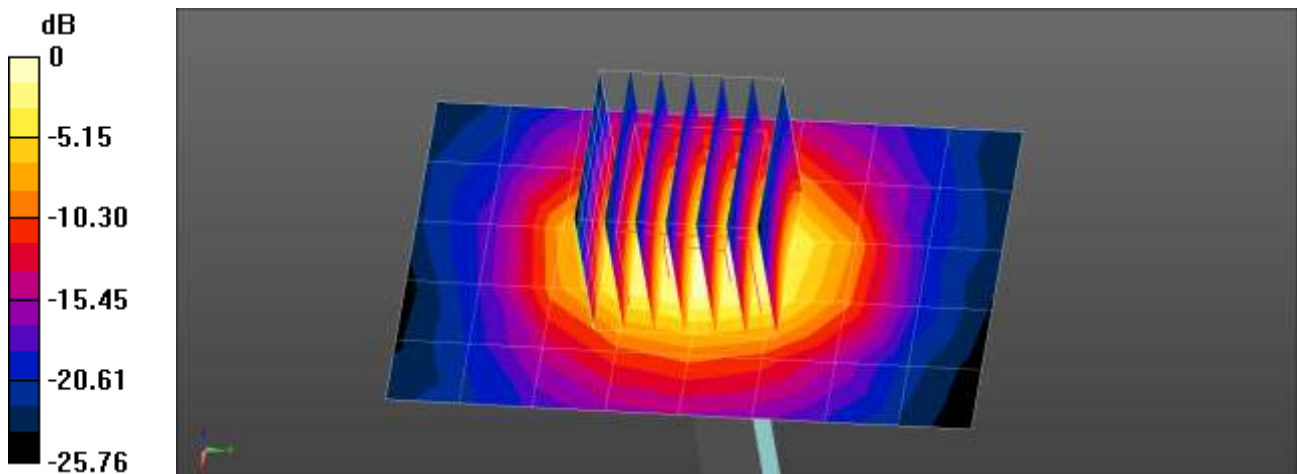
Dipole/2600MHz Head Verification/Zoom Scan (7x7x7)/Cube 0: Measurement grid: dx=5mm, dy=5mm, dz=5mm

Reference Value = 50.31 V/m; Power Drift = -0.01 dB

Peak SAR (extrapolated) = 5.84 W/kg

SAR(1 g) = 2.73 W/kg; SAR(10 g) = 1.24 W/kg

Maximum value of SAR (measured) = 4.66 W/kg



0 dB = 3.93 W/kg = 5.94 dBW/kg

Verification Data (2 600 MHz Head)

Test Laboratory: HCT CO., LTD
Input Power 0.05 W
Liquid Temp: 20.8 °C
Test Date: 09/24/2021

DUT: Dipole 2600 MHz D2600V2; Type: D2600V2;

Communication System: UID 0, CW (0); Frequency: 2600 MHz;Duty Cycle: 1:1
Medium parameters used: $f = 2600$ MHz; $\sigma = 2.043$ S/m; $\epsilon_r = 39.732$; $\rho = 1000$ kg/m³
Phantom section: Flat Section

DASY5 Configuration:

- Probe: EX3DV4 - SN3903; ConvF(7.6, 7.6, 7.6) @ 2600 MHz; Calibrated: 2021-03-24
- Sensor-Surface: 1.4mm (Mechanical Surface Detection)
- Electronics: DAE4 Sn1422; Calibrated: 2021-05-19
- Phantom: Twin-SAM V8.0 (30deg probe tilt)
- Measurement SW: DASY52, Version 52.10 (4)

Dipole/2600MHz Head Verification/Area Scan (6x9x1): Measurement grid: dx=12mm, dy=12mm
Maximum value of SAR (measured) = 4.08 W/kg

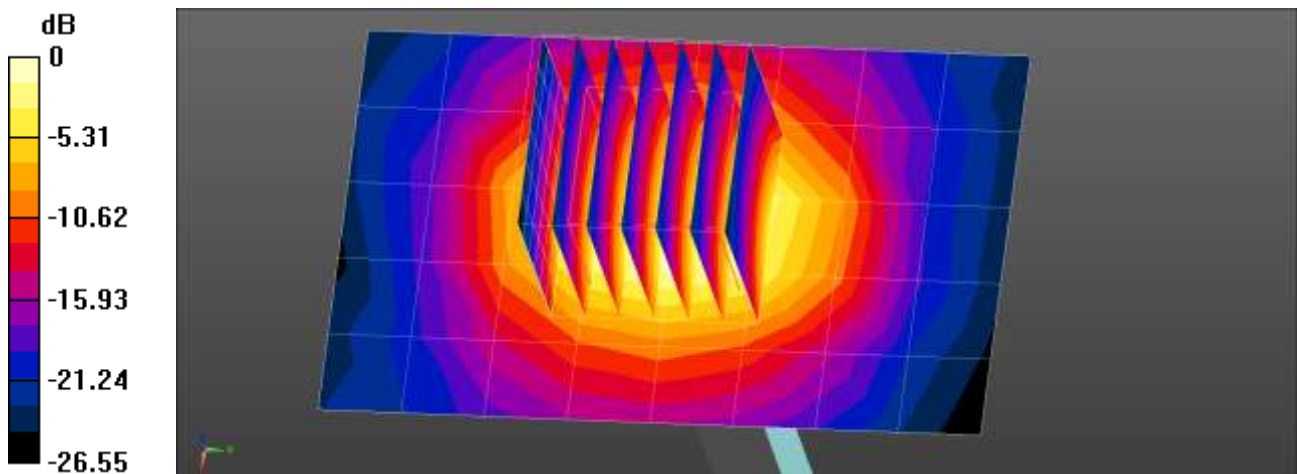
Dipole/2600MHz Head Verification/Zoom Scan (7x7x7)/Cube 0: Measurement grid: dx=5mm, dy=5mm, dz=5mm

Reference Value = 50.24 V/m; Power Drift = 0.01 dB

Peak SAR (extrapolated) = 6.04 W/kg

SAR(1 g) = 2.83 W/kg; SAR(10 g) = 1.29 W/kg

Maximum value of SAR (measured) = 4.83 W/kg



0 dB = 4.08 W/kg = 6.10 dBW/kg

Verification Data (3 500 MHz Head)

Test Laboratory: HCT CO., LTD
Input Power 0.05 W
Liquid Temp: 19.0 °C
Test Date: 09/14/2021

DUT: D3500V2 - SN1040; Type: D3500V2;

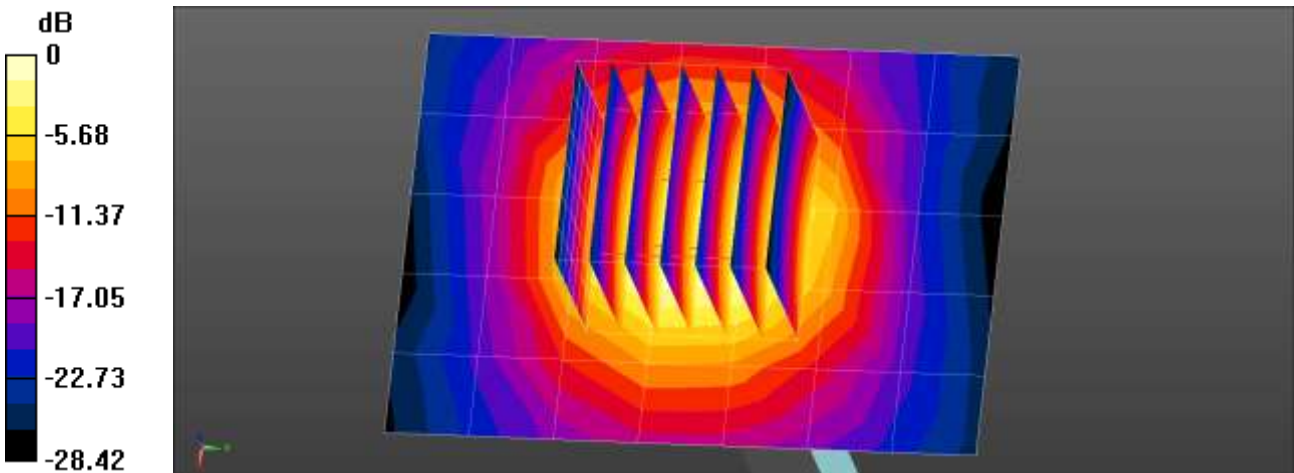
Communication System: UID 0, CW (0); Frequency: 3500 MHz;Duty Cycle: 1:1
Medium parameters used: $f = 3500$ MHz; $\sigma = 2.937$ S/m; $\epsilon_r = 38.987$; $\rho = 1000$ kg/m³
Phantom section: Flat Section

DASY5 Configuration:

- Probe: EX3DV4 - SN7654; ConvF(7.7, 7.7, 7.7) @ 3500 MHz; Calibrated: 2021-05-21
- Sensor-Surface: 1.4mm (Mechanical Surface Detection)
- Electronics: DAE4 Sn1687; Calibrated: 2021-06-21
- Phantom: Twin-SAM V8.0 (Left)
- Measurement SW: DASY52, Version 52.10 (4)

Dipole/3500MHz Head Verification/Area Scan (6x8x1): Measurement grid: dx=12mm, dy=12mm
Maximum value of SAR (measured) = 4.53 W/kg

Dipole/3500MHz Head Verification/Zoom Scan (7x7x8)/Cube 0: Measurement grid: dx=5mm, dy=5mm, dz=4mm
Reference Value = 49.05 V/m; Power Drift = -0.01 dB
Peak SAR (extrapolated) = 8.79 W/kg
SAR(1 g) = 3.31 W/kg; SAR(10 g) = 1.27 W/kg
Maximum value of SAR (measured) = 6.46 W/kg



0 dB = 4.53 W/kg = 6.56 dBW/kg

Verification Data (3 500 MHz Head)

Test Laboratory: HCT CO., LTD
Input Power 0.05 W
Liquid Temp: 19.4 °C
Test Date: 09/13/2021

DUT: D3500V2 - SN1040; Type: D3500V2;

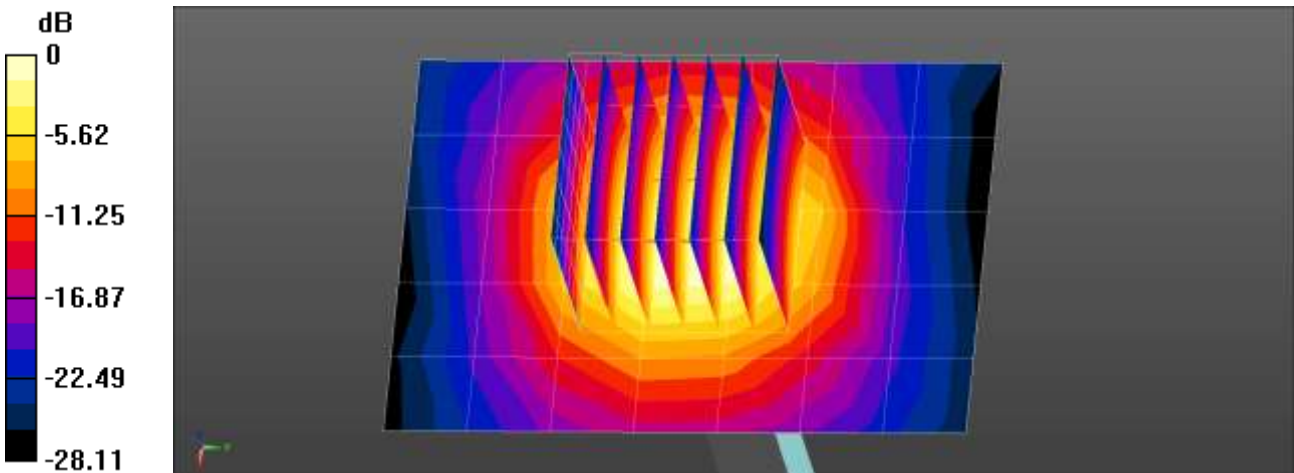
Communication System: UID 0, CW (0); Frequency: 3500 MHz;Duty Cycle: 1:1
Medium parameters used: $f = 3500$ MHz; $\sigma = 2.928$ S/m; $\epsilon_r = 38.862$; $\rho = 1000$ kg/m³
Phantom section: Flat Section

DASY5 Configuration:

- Probe: EX3DV4 - SN7654; ConvF(7.7, 7.7, 7.7) @ 3500 MHz; Calibrated: 2021-05-21
- Sensor-Surface: 1.4mm (Mechanical Surface Detection)
- Electronics: DAE4 Sn1687; Calibrated: 2021-06-21
- Phantom: Twin-SAM V8.0 (Left)
- Measurement SW: DASY52, Version 52.10 (4)

Dipole/3500MHz Head Verification/Area Scan (6x8x1): Measurement grid: dx=12mm, dy=12mm
Maximum value of SAR (measured) = 4.49 W/kg

Dipole/3500MHz Head Verification/Zoom Scan (7x7x8)/Cube 0: Measurement grid: dx=5mm, dy=5mm, dz=4mm
Reference Value = 48.94 V/m; Power Drift = 0.01 dB
Peak SAR (extrapolated) = 8.76 W/kg
SAR(1 g) = 3.29 W/kg; SAR(10 g) = 1.26 W/kg
Maximum value of SAR (measured) = 6.43 W/kg



0 dB = 4.49 W/kg = 6.52 dBW/kg

Verification Data (3 700 MHz Head)

Test Laboratory: HCT CO., LTD
Input Power 0.05 W
Liquid Temp: 22.6 °C
Test Date: 10/01/2021

DUT: Dipole 3700 MHz D3700V2; Type: D3700V2;

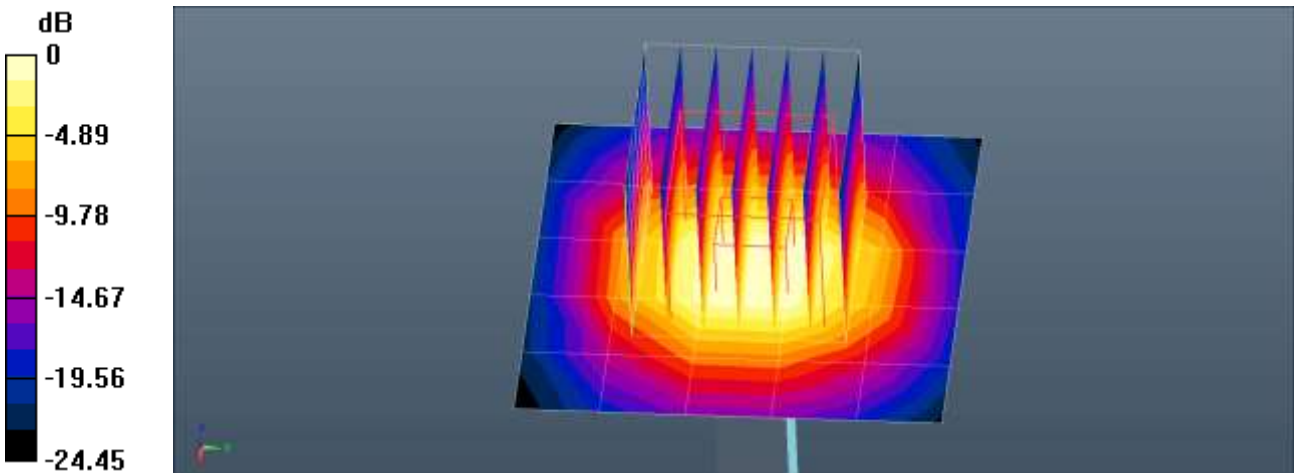
Communication System: UID 0, CW (0); Frequency: 3700 MHz;Duty Cycle: 1:1
Medium parameters used: $f = 3700$ MHz; $\sigma = 3.128$ S/m; $\epsilon_r = 37.893$; $\rho = 1000$ kg/m³
Phantom section: Flat Section

DASY5 Configuration:

- Probe: EX3DV4 - SN7622; ConvF(7.15, 7.15, 7.15) @ 3700 MHz; Calibrated: 2020-11-06
- Sensor-Surface: 1.4mm (Mechanical Surface Detection)
- Electronics: DAE4 Sn504; Calibrated: 2021-02-19
- Phantom: SAM with CRP v5.0
- Measurement SW: DASY52, Version 52.10 (4)

Dipole/3700MHz Head Verification/Area Scan (6x6x1): Measurement grid: dx=12mm, dy=12mm
Maximum value of SAR (measured) = 4.06 W/kg

Dipole/3700MHz Head Verification/Zoom Scan (7x7x8)/Cube 0: Measurement grid: dx=5mm, dy=5mm, dz=4mm
Reference Value = 48.00 V/m; Power Drift = -0.01 dB
Peak SAR (extrapolated) = 8.62 W/kg
SAR(1 g) = 3.19 W/kg; SAR(10 g) = 1.18 W/kg
Maximum value of SAR (measured) = 6.36 W/kg



0 dB = 4.06 W/kg = 6.08 dBW/kg

Verification Data (3 900 MHz Head)

Test Laboratory: HCT CO., LTD
Input Power 0.05 W
Liquid Temp: 22.7 °C
Test Date: 10/02/2021

DUT: D3900V2 - SN1019; Type: D3900V2;

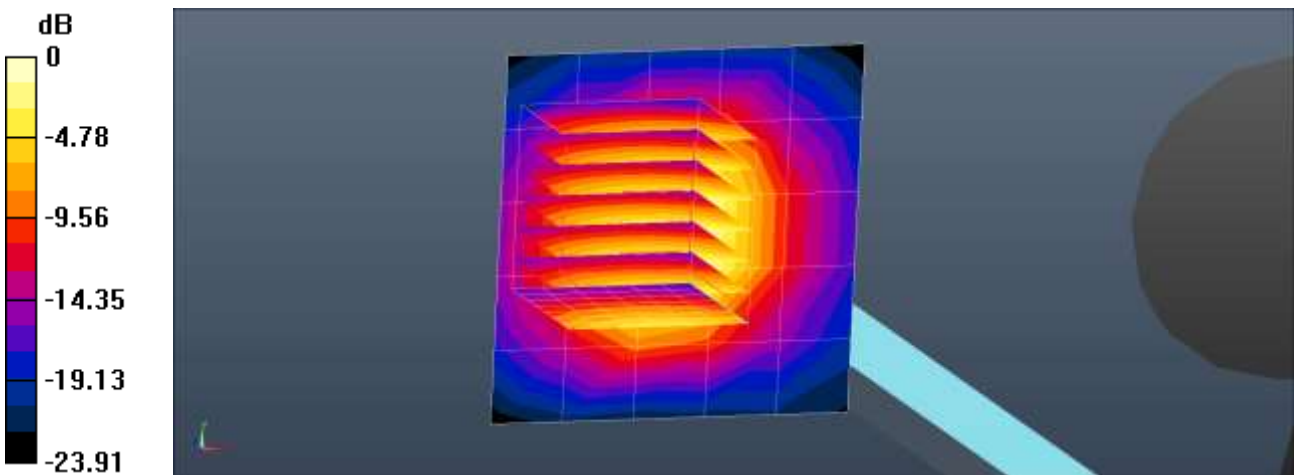
Communication System: UID 0, CW (0); Frequency: 3900 MHz;Duty Cycle: 1:1
Medium parameters used: $f = 3900$ MHz; $\sigma = 3.256$ S/m; $\epsilon_r = 37.815$; $\rho = 1000$ kg/m³
Phantom section: Flat Section

DASY5 Configuration:

- Probe: EX3DV4 - SN7622; ConvF(6.93, 6.93, 6.93) @ 3900 MHz; Calibrated: 2020-11-06
- Sensor-Surface: 1.4mm (Mechanical Surface Detection)
- Electronics: DAE4 Sn504; Calibrated: 2021-02-19
- Phantom: SAM with CRP v5.0
- Measurement SW: DASY52, Version 52.10 (4)

Dipole/3900MHz Head Verification/Area Scan (6x6x1): Measurement grid: dx=12mm, dy=12mm
Maximum value of SAR (measured) = 4.87 W/kg

Dipole/3900MHz Head Verification/Zoom Scan (7x7x8)/Cube 0: Measurement grid: dx=5mm, dy=5mm, dz=4mm
Reference Value = 51.36 V/m; Power Drift = 0.09 dB
Peak SAR (extrapolated) = 10.6 W/kg
SAR(1 g) = 3.66 W/kg; SAR(10 g) = 1.26 W/kg
Maximum value of SAR (measured) = 7.64 W/kg



0 dB = 4.87 W/kg = 6.88 dBW/kg

Verification Data (3 700 MHz Head)

Test Laboratory: HCT CO., LTD
 Input Power: 0.05 W
 Liquid Temp: 22.7 °C
 Test Date: 10/02/2021

DUT: Dipole 3700 MHz D3700V2; Type: D3700V2;

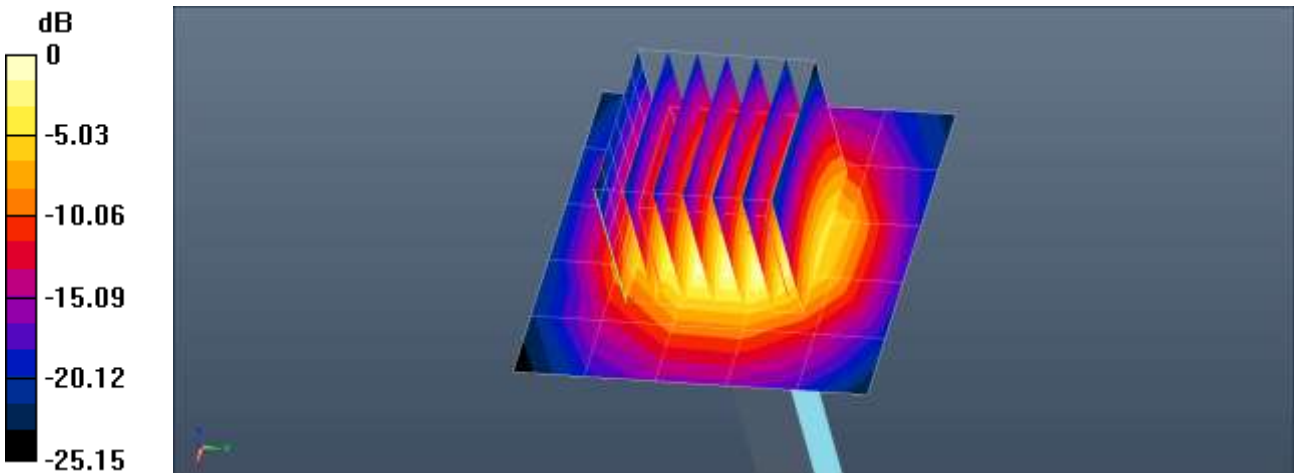
Communication System: UID 0, CW (0); Frequency: 3700 MHz; Duty Cycle: 1:1
 Medium parameters used: $f = 3700$ MHz; $\sigma = 3.125$ S/m; $\epsilon_r = 37.83$; $\rho = 1000$ kg/m³
 Phantom section: Flat Section

DASY5 Configuration:

- Probe: EX3DV4 - SN7622; ConvF(7.15, 7.15, 7.15) @ 3700 MHz; Calibrated: 2020-11-06
- Sensor-Surface: 1.4mm (Mechanical Surface Detection)
- Electronics: DAE4 Sn504; Calibrated: 2021-02-19
- Phantom: SAM with CRP v5.0
- Measurement SW: DASY52, Version 52.10 (4)

Dipole/3700MHz Head Verification/Area Scan (6x6x1): Measurement grid: dx=12mm, dy=12mm
 Maximum value of SAR (measured) = 4.06 W/kg

Dipole/3700MHz Head Verification/Zoom Scan (7x7x8)/Cube 0: Measurement grid: dx=5mm, dy=5mm, dz=4mm
 Reference Value = 47.96 V/m; Power Drift = -0.02 dB
 Peak SAR (extrapolated) = 8.59 W/kg
SAR(1 g) = 3.19 W/kg; SAR(10 g) = 1.17 W/kg
 Maximum value of SAR (measured) = 6.33 W/kg



0 dB = 4.06 W/kg = 6.08 dBW/kg

Verification Data (3 900 MHz Head)

Test Laboratory: HCT CO., LTD
Input Power 0.05 W
Liquid Temp: 22.7 °C
Test Date: 10/02/2021

DUT: D3900V2 - SN1019; Type: D3900V2;

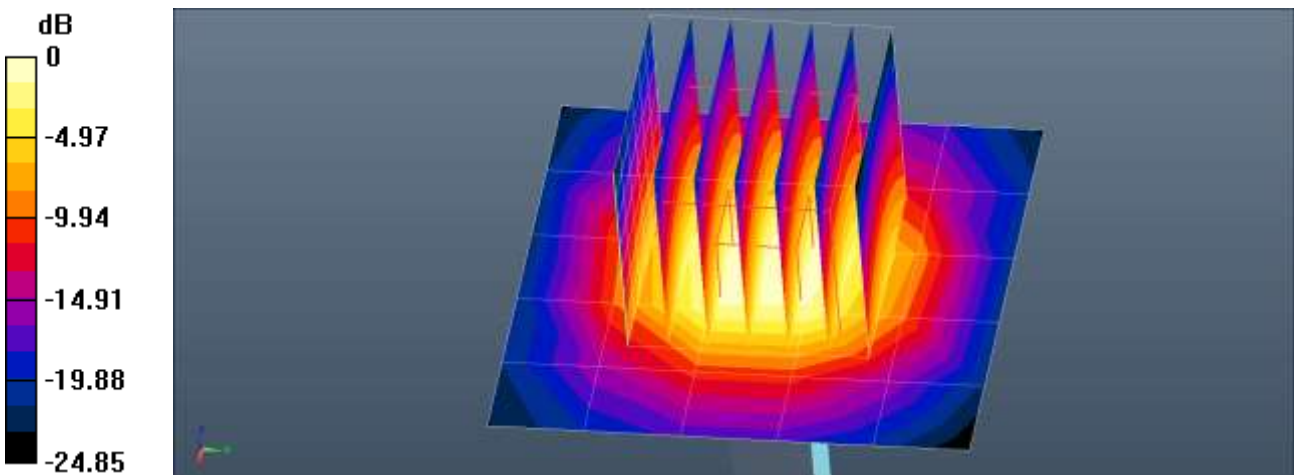
Communication System: UID 0, CW (0); Frequency: 3900 MHz;Duty Cycle: 1:1
Medium parameters used: $f = 3900$ MHz; $\sigma = 3.253$ S/m; $\epsilon_r = 37.74$; $\rho = 1000$ kg/m³
Phantom section: Flat Section

DASY5 Configuration:

- Probe: EX3DV4 - SN7622; ConvF(6.93, 6.93, 6.93) @ 3900 MHz; Calibrated: 2020-11-06
- Sensor-Surface: 1.4mm (Mechanical Surface Detection)
- Electronics: DAE4 Sn504; Calibrated: 2021-02-19
- Phantom: SAM with CRP v5.0
- Measurement SW: DASY52, Version 52.10 (4)

Dipole/3900MHz Head Verification/Area Scan (6x6x1): Measurement grid: dx=12mm, dy=12mm
Maximum value of SAR (measured) = 4.90 W/kg

Dipole/3900MHz Head Verification/Zoom Scan (7x7x8)/Cube 0: Measurement grid: dx=5mm, dy=5mm, dz=4mm
Reference Value = 51.42 V/m; Power Drift = 0.05 dB
Peak SAR (extrapolated) = 10.7 W/kg
SAR(1 g) = 3.67 W/kg; SAR(10 g) = 1.26 W/kg
Maximum value of SAR (measured) = 7.69 W/kg



0 dB = 4.90 W/kg = 6.90 dBW/kg

Verification Data (3 700 MHz Head)

Test Laboratory: HCT CO., LTD
Input Power: 0.05 W
Liquid Temp: 24.6 °C
Test Date: 10/13/2021

DUT: Dipole 3700 MHz D3700V2; Type: D3700V2;

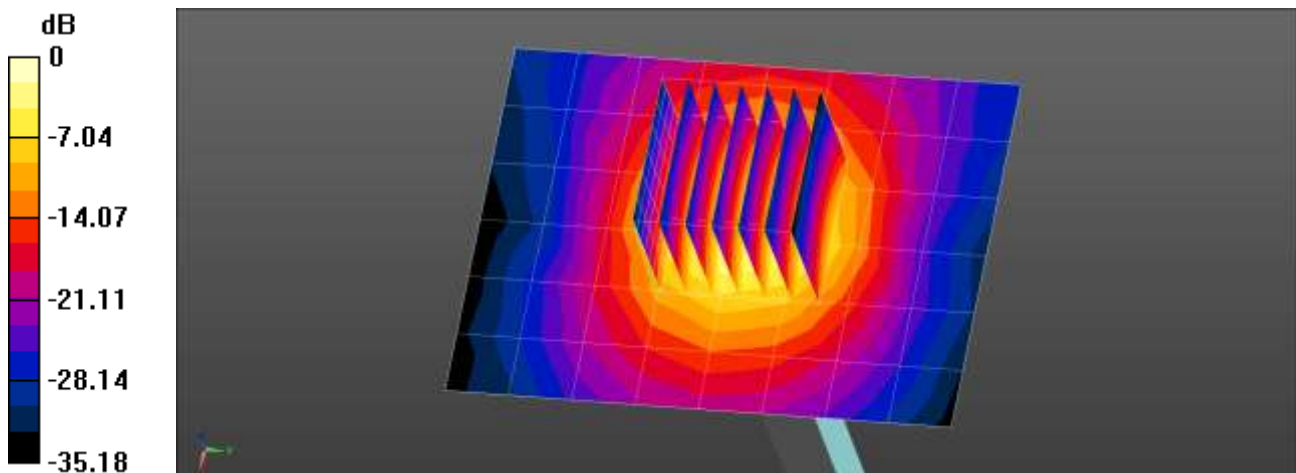
Communication System: UID 0, CW (0); Frequency: 3700 MHz; Duty Cycle: 1:1
Medium parameters used: $f = 3700$ MHz; $\sigma = 3.141$ S/m; $\epsilon_r = 37.806$; $\rho = 1000$ kg/m³
Phantom section: Flat Section

DASY5 Configuration:

- Probe: EX3DV4 - SN7654; ConvF(7.57, 7.57, 7.57) @ 3700 MHz; Calibrated: 2021-05-21
- Sensor-Surface: 1.4mm (Mechanical Surface Detection)
- Electronics: DAE4 Sn1687; Calibrated: 2021-06-21
- Phantom: Twin-SAM V8.0 (Left)
- Measurement SW: DASY52, Version 52.10 (4)

Dipole/3700MHz Head Verification/Area Scan (7x9x1): Measurement grid: dx=12mm, dy=12mm
Maximum value of SAR (measured) = 6.25 W/kg

Dipole/3700MHz Head Verification/Zoom Scan (7x7x8)/Cube 0: Measurement grid: dx=5mm, dy=5mm, dz=4mm
Reference Value = 47.41 V/m; Power Drift = -0.13 dB
Peak SAR (extrapolated) = 9.38 W/kg
SAR(1 g) = 3.43 W/kg; SAR(10 g) = 1.27 W/kg
Maximum value of SAR (measured) = 6.73 W/kg



0 dB = 6.25 W/kg = 7.96 dBW/kg

Verification Data (3 900 MHz Head)

Test Laboratory: HCT CO., LTD
Input Power 0.05 W
Liquid Temp: 24.6 °C
Test Date: 10/13/2021

DUT: D3900V2 - SN1019; Type: D3900V2;

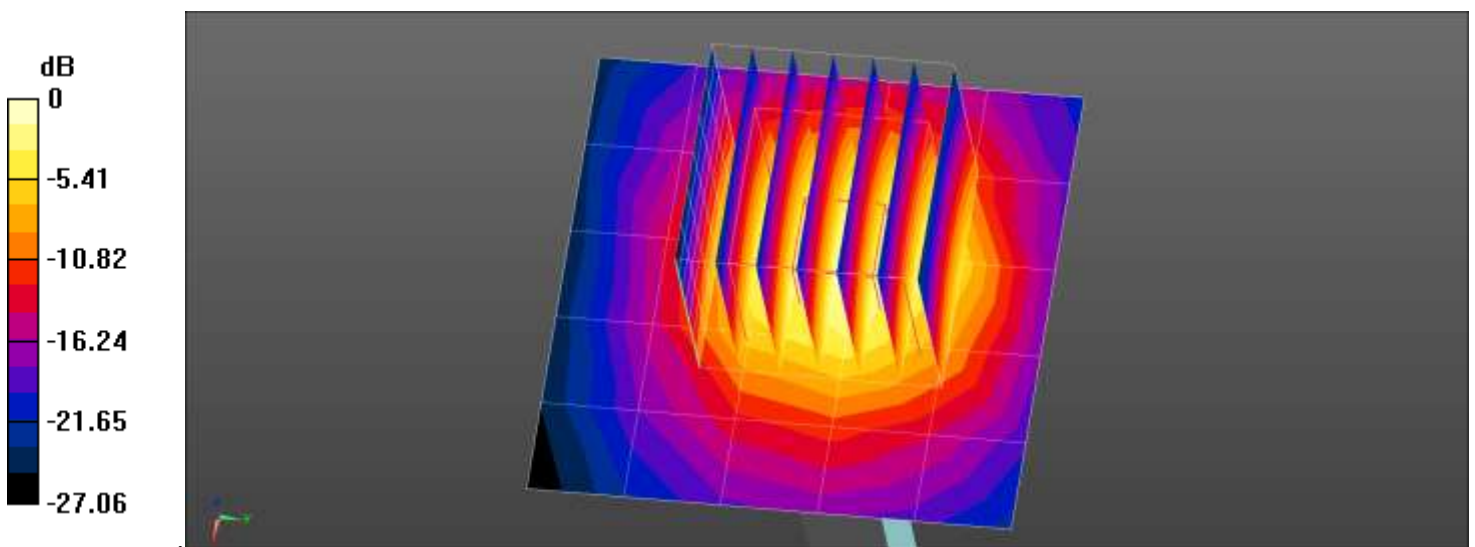
Communication System: UID 0, CW (0); Frequency: 3900 MHz;Duty Cycle: 1:1
Medium parameters used: $f = 3900$ MHz; $\sigma = 3.272$ S/m; $\epsilon_r = 37.723$; $\rho = 1000$ kg/m³
Phantom section: Flat Section

DASY5 Configuration:

- Probe: EX3DV4 - SN7654; ConvF(7.16, 7.16, 7.16) @ 3900 MHz; Calibrated: 2021-05-21
- Sensor-Surface: 1.4mm (Mechanical Surface Detection)
- Electronics: DAE4 Sn1687; Calibrated: 2021-06-21
- Phantom: Twin-SAM V8.0 (Left)
- Measurement SW: DASY52, Version 52.10 (4)

Dipole/3900MHz Head Verification/Area Scan (6x6x1): Measurement grid: dx=12mm, dy=12mm
Maximum value of SAR (measured) = 6.55 W/kg

Dipole/3900MHz Head Verification/Zoom Scan (7x7x8)/Cube 0: Measurement grid: dx=5mm, dy=5mm, dz=4mm
Reference Value = 45.18 V/m; Power Drift = -0.02 dB
Peak SAR (extrapolated) = 9.77 W/kg
SAR(1 g) = 3.48 W/kg; SAR(10 g) = 1.23 W/kg
Maximum value of SAR (measured) = 7.18 W/kg



0 dB = 6.55 W/kg = 8.16 dBW/kg

Verification Data (3 700 MHz Head)

Test Laboratory: HCT CO., LTD
Input Power: 0.05 W
Liquid Temp: 21.8 °C
Test Date: 10/14/2021

DUT: Dipole 3700 MHz D3700V2; Type: D3700V2;

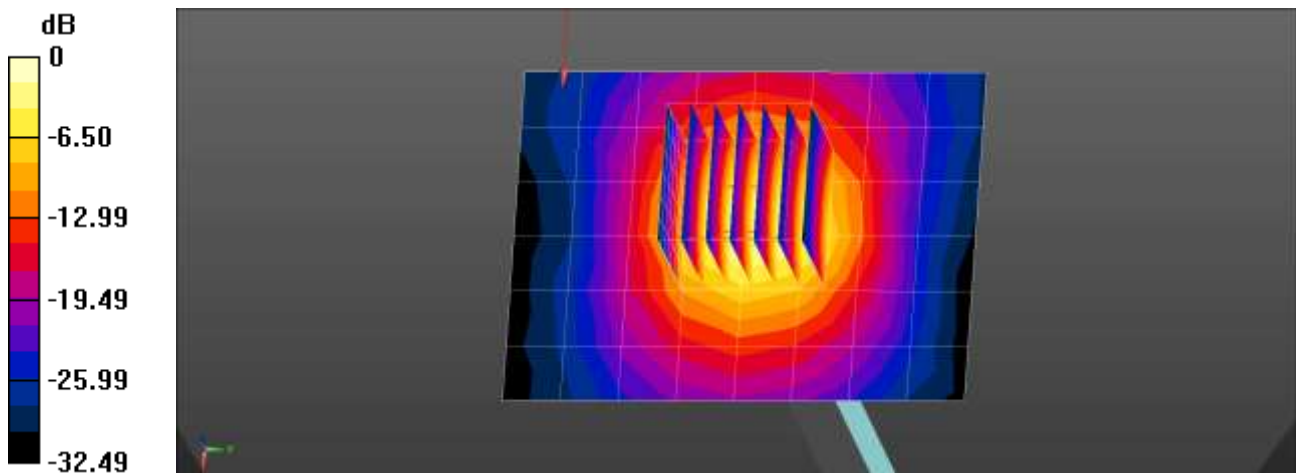
Communication System: UID 0, CW (0); Frequency: 3700 MHz; Duty Cycle: 1:1
Medium parameters used: $f = 3700$ MHz; $\sigma = 3.09$ S/m; $\epsilon_r = 37.856$; $\rho = 1000$ kg/m³
Phantom section: Flat Section

DASY5 Configuration:

- Probe: EX3DV4 - SN7654; ConvF(7.57, 7.57, 7.57) @ 3700 MHz; Calibrated: 2021-05-21
- Sensor-Surface: 1.4mm (Mechanical Surface Detection)
- Electronics: DAE4 Sn1687; Calibrated: 2021-06-21
- Phantom: Twin-SAM V8.0 (Left)
- Measurement SW: DASY52, Version 52.10 (4)

Dipole/3700MHz Head Verification/Area Scan (7x9x1): Measurement grid: dx=12mm, dy=12mm
Maximum value of SAR (measured) = 5.97 W/kg

Dipole/3700MHz Head Verification/Zoom Scan (7x7x8)/Cube 0: Measurement grid: dx=5mm, dy=5mm, dz=4mm
Reference Value = 46.72 V/m; Power Drift = -0.02 dB
Peak SAR (extrapolated) = 9.05 W/kg
SAR(1 g) = 3.32 W/kg; SAR(10 g) = 1.23 W/kg
Maximum value of SAR (measured) = 6.56 W/kg



0 dB = 5.97 W/kg = 7.76 dBW/kg

Verification Data (3 900 MHz Head)

Test Laboratory: HCT CO., LTD
Input Power: 0.05 W
Liquid Temp: 21.8 °C
Test Date: 10/14/2021

DUT: D3900V2 - SN1019; Type: D3900V2;

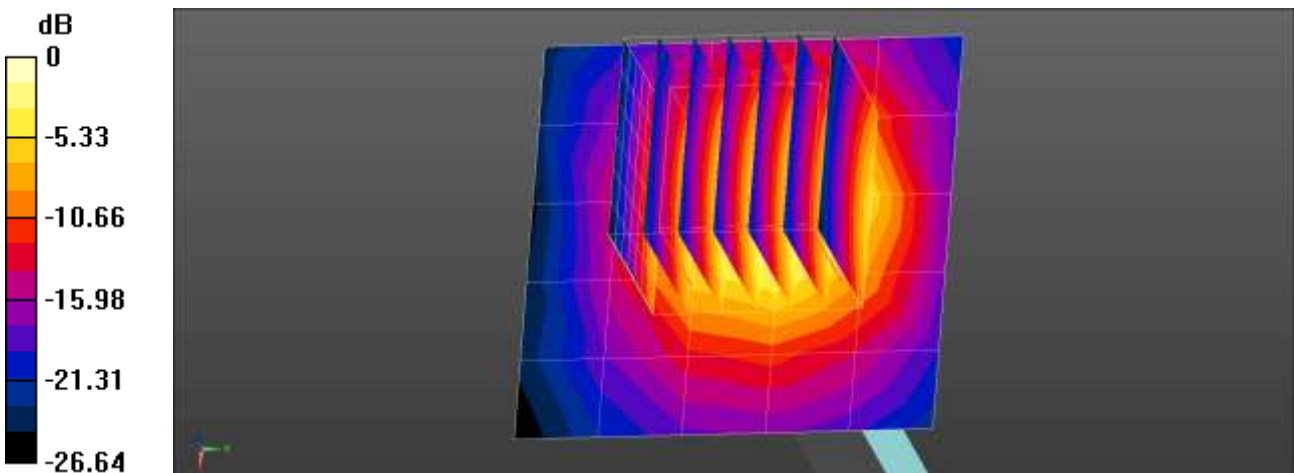
Communication System: UID 0, CW (0); Frequency: 3900 MHz; Duty Cycle: 1:1
Medium parameters used: $f = 3900$ MHz; $\sigma = 3.213$ S/m; $\epsilon_r = 37.803$; $\rho = 1000$ kg/m³
Phantom section: Flat Section

DASY5 Configuration:

- Probe: EX3DV4 - SN7654; ConvF(7.16, 7.16, 7.16) @ 3900 MHz; Calibrated: 2021-05-21
- Sensor-Surface: 1.4mm (Mechanical Surface Detection)
- Electronics: DAE4 Sn1687; Calibrated: 2021-06-21
- Phantom: Twin-SAM V8.0 (Left)
- Measurement SW: DASY52, Version 52.10 (4)

Dipole/3900MHz Head Verification/Area Scan (6x6x1): Measurement grid: dx=12mm, dy=12mm
Maximum value of SAR (measured) = 6.33 W/kg

Dipole/3900MHz Head Verification/Zoom Scan (7x7x8)/Cube 0: Measurement grid: dx=5mm, dy=5mm, dz=4mm
Reference Value = 45.02 V/m; Power Drift = -0.03 dB
Peak SAR (extrapolated) = 9.44 W/kg
SAR(1 g) = 3.4 W/kg; SAR(10 g) = 1.2 W/kg
Maximum value of SAR (measured) = 6.93 W/kg



0 dB = 6.33 W/kg = 8.02 dBW/kg

Appendix D. – SAR Tissue Characterization

The brain and muscle mixtures consist of a viscous gel using hydrox-ethyl cellulose (HEC) gelling agent and saline solution (see Table 3.1). Preservation with a bactericide is added and visual inspection is made to make sure air bubbles are not trapped during the mixing process. The mixture is calibrated to obtain proper dielectric constant (permittivity) and conductivity of the desired tissue. The mixture characterizations used for the brain and muscle tissue simulating liquids are according to the data by C. Gabriel and G. Harts grove.

Ingredients (% by weight)	Frequency (MHz)											
	750		835		1 750		1 900		2 450 – 2 700		3500 - 5 800	
Tissue Type	Head	Body	Head	Body	Head	Body	Head	Body	Head	Body	Head	Body
Water	41.1	51.7	40.45	53.06	52.6	68.8	54.9	70.17	71.88	73.2	65.52	78.66
Salt (NaCl)	1.4	0.9	1.45	0.94	0.4	0.2	0.18	0.39	0.16	0.1	0.0	0.0
Sugar	57.0	47.2	57.0	44.9	0.0	0.0	0.0	0	0.0	0.0	0.0	0.0
HEC	0.2	0	1.0	1.0	0.0	0.0	0.0	0	0.0	0.0	0.0	0.0
Bactericide	0.2	0.1	0.1	0.1	0.0	0.0	0.0	0	0.0	0.0	0.0	0.0
Triton X-100	0.0	0.0	0.0	0.0	0.0	0.0	0.0	0.0	19.97	0.0	17.24	10.67
DGBE	0.0	0.0	0.0	0.0	47	31	44.92	29.44	7.99	26.7	0.0	0.0
Diethylene glycol hexyl ether	-	-	-	-	-	-	-	-	-	-	-	-

Salt:	99 % Pure Sodium Chloride	Sugar:	98 % Pure Sucrose
Water:	De-ionized, 16M resistivity	HEC:	Hydroxyethyl Cellulose
DGBE:	99 % Di(ethylene glycol) butyl ether,[2-(2-butoxyethoxy) ethanol]		
Triton X-100(ultra-pure):	Polyethylene glycol mono[4-(1,1,3,3-tetramethylbutyl)phenyl] ether		

Composition of the Tissue Equivalent Matter

Appendix E. – SAR Tissue Characterization

Per FCC KCB 865664 D02v01r02, SAR system validation status should be document to confirm measurement accuracy. The SAR systems (including SAR probes, system components and software versions) used for this device were validated against its performance specifications prior to the SAR measurements. Reference dipoles were used with the required tissue- equivalent media for system validation, according to the procedures outlined in IEEE 1528-2013 and FCC KDB 865664 D01v01r04. Since SAR probe calibrations are frequency dependent, each probe calibration point was validated at a frequency within the valid frequency range of the probe calibration point, using the system that normally operates with the probe for routine SAR measurements and according to the required tissue-equivalent media.

A tabulated summary of the system validation status including the validation date(s), measurement frequencies, SAR probes and tissue dielectric parameters has been included.

SAR System No.	Probe	Probe Type	Probe Calibration Point	Dipole	Date	Dielectric Parameters		CW Validation			Modulation Validation			
						Measured Permittivity	Measured Conductivity	Sensitivity	Probe Linearity	Probe Isotropy	MOD. Type	Duty Factor	PAR	
14	7654	EX3DV4	Head	750	1014	2021-07-09	41.7	0.87	PASS	PASS	PASS	N/A	N/A	N/A
5	3903	EX3DV4	Head	750	1014	2021-07-10	41.7	0.87	PASS	PASS	PASS	N/A	N/A	N/A
5	3903	EX3DV4	Head	835	4d165	2021-09-20	41.6	0.92	PASS	PASS	PASS	GMSK	PASS	N/A
5	3903	EX3DV4	Head	835	4d165	2021-09-20	41.6	0.92	PASS	PASS	PASS	N/A	N/A	N/A
14	7654	EX3DV4	Head	835	4d165	2021-09-05	41.6	0.92	PASS	PASS	PASS	N/A	N/A	N/A
14	7654	EX3DV4	Head	1750	2d015	2021-08-30	40.2	1.39	PASS	PASS	PASS	GMSK	PASS	N/A
14	7654	EX3DV4	Head	1750	2d015	2021-08-30	40.2	1.39	PASS	PASS	PASS	N/A	N/A	N/A
14	7654	EX3DV4	Head	1900	5d032	2021-06-22	39.8	1.41	PASS	PASS	PASS	GMSK	PASS	N/A
14	7654	EX3DV4	Head	1900	5d032	2021-06-22	39.8	1.41	PASS	PASS	PASS	N/A	N/A	N/A
14	7654	EX3DV4	Head	2300	1010	2021-09-15	39.4	1.72	PASS	PASS	PASS	N/A	N/A	N/A
11	3076	ES3DV3	Head	2300	1010	2021-09-15	39.4	1.72	PASS	PASS	PASS	TDD	PASS	N/A
15	3972	EX3DV4	Head	2450	965	2021-07-26	39.4	1.81	PASS	PASS	PASS	OFDM	N/A	PASS
12	7370	EX3DV4	Head	2450	965	2021-09-20	39.4	1.81	PASS	PASS	PASS	OFDM	N/A	PASS
14	7654	EX3DV4	Head	2600	1106	2021-08-20	39.1	1.94	PASS	PASS	PASS	NA	N/A	N/A
5	3903	EX3DV4	Head	2600	1106	2021-08-14	39.1	1.94	PASS	PASS	PASS	NA	N/A	N/A
14	7654	EX3DV4	Head	2600	1106	2021-08-20	39.1	1.94	PASS	PASS	PASS	TDD	PASS	N/A
12	7370	EX3DV4	Head	3500	1040	2021-09-20	37.7	2.92	PASS	PASS	PASS	TDD	PASS	N/A
14	7654	EX3DV4	Head	3500	1040	2021-06-22	37.7	2.92	PASS	PASS	PASS	N/A	N/A	N/A
13	7622	EX3DV4	Head	3700	1066	2020-12-15	37.5	3.13	PASS	PASS	PASS	N/A	N/A	N/A
5	3903	EX3DV4	Head	3700	1066	2021-04-20	37.5	3.13	PASS	PASS	PASS	N/A	N/A	N/A
14	7654	EX3DV4	Head	3900	1019	2021-06-22	39.1	1.94	PASS	PASS	PASS	N/A	N/A	N/A
13	7622	EX3DV4	Head	3900	1019	2021-07-09	39.1	1.94	PASS	PASS	PASS	N/A	N/A	N/A
12	7370	EX3DV4	Head	5250	1107	2021-09-30	35.8	4.65	PASS	PASS	PASS	OFDM	N/A	PASS
12	7370	EX3DV4	Head	5600	1107	2021-09-30	35.4	5.02	PASS	PASS	PASS	OFDM	N/A	PASS
12	7370	EX3DV4	Head	5750	1107	2021-09-30	35.3	5.18	PASS	PASS	PASS	OFDM	N/A	PASS

SAR System Validation Summary 1g

SAR System No.	Probe	Probe Type	Probe Calibration Point		Dipole	Date	Dielectric Parameters		CW Validation			Modulation Validation		
							Measured Permittivity	Measured Conductivity	Sensitivity	Probe Linearity	Probe Isotropy	MOD. Type	Duty Factor	PAR
12	7370	EX3DV4	Head	5250	1107	2021-09-30	35.8	4.65	PASS	PASS	PASS	OFDM	N/A	PASS
12	7370	EX3DV4	Head	5600	1107	2021-09-30	35.4	5.02	PASS	PASS	PASS	OFDM	N/A	PASS

SAR System Validation Summary – Extremity SAR Considerations

Note;

All measurement were performed using probes calibrated for CW signal only. Modulations in the table above represent test configurations for which the measurement system has been validated per FCC KDB Publication 865664 D01v01r04. SAR system were validated for modulated signals with a periodic duty cycle, such as GMSK, or with a high peak to average ratio (>5 dB), such as OFDM according to KDB 865664 D01v01r04.