



HCT Co., Ltd.

74, Seoicheon-ro 578beon-gil, Majang-myeon, Icheon-si, Gyeonggi-do, 17383 KOREA
Tel. +82 31 634 6300 Fax. +82 31 645 6401

Appendix A: Test Setup Photo	FCC ID A3LSMA136U	
	File No. HCT-RF-2110-FC009-P	HCT-RF-2110-FC010-P
	HCT-RF-2110-FC011-P	HCT-RF-2110-FC012-P
	HCT-RF-2110-FC013-P	HCT-RF-2109-FC047 -P


REVISION HISTORY


The revision history for this document is shown in table.


Revision No.	Date of Issue	Description
0	October 20, 2021	Initial Release


1. Radiated Test Setup Photo


Radiated spurious emissions & Restricted Band Edge (Above 1 GHz)















Radiated spurious emissions (Below 1GHz)
















NFC Radiated Test Setup Photo for below 30 MHz:















NFC Radiated Test Setup Photo for 30 MHz ~ 1 GHz :















2. Conducted Test Setup Photo



3. DFS Test Setup Photo



4. AC Power Line Conducted Test Setup Photo

