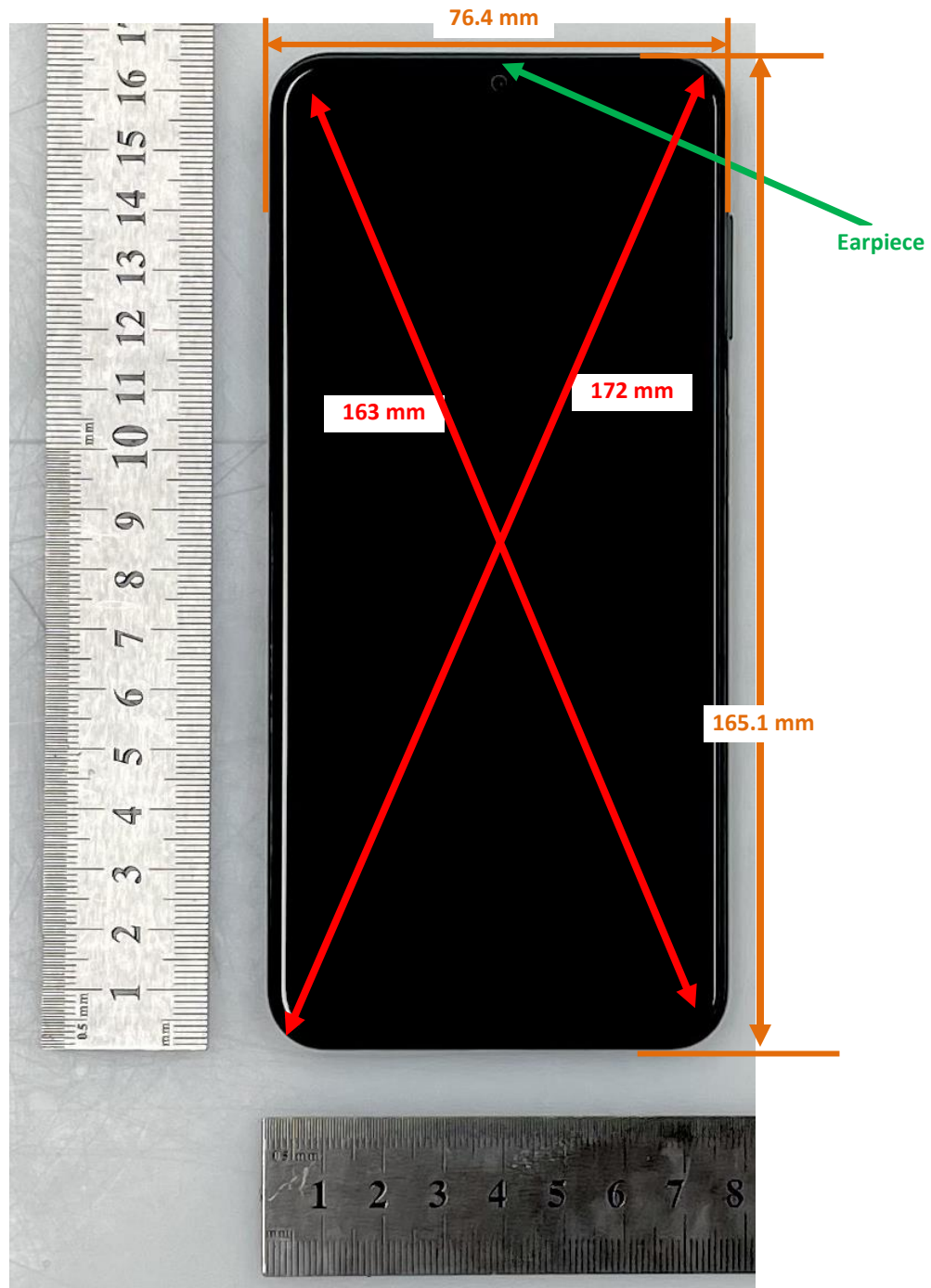


DUT and SAR Set-up Photos

Overall Dimensions



Front View of the DUT



Rear View of the DUT



Setup Photos

Handset Vertical and Horizontal Reference Lines

Vertical
Center Line



Horizontal
Line

Head Exposure Conditions

Left Touch



Left Tilt (15°)



Right Touch



Right Tilt (15°)



Body-worn Accessory Exposure Conditions

Rear (15mm)




Front (15mm)



Hotspot mode Exposure Conditions

Rear (10mm)



Front (10mm)



Hotspot Exposure Conditions


Edge 1 (10mm)



Edge 2 (10mm)



Edge 3 (10mm)




Edge 4 (10mm)



Phablet Exposure Conditions

Rear (0mm)



Front (0mm)



Edge 1 (0mm)



Edge 4 (0mm)



Antenna Dimensions & Separation Distances

- ① Main 1
 - GSM 850
 - WCDMA 5
 - LTE 5
- ② Main 2
 - GSM 1900
 - LTE 41
- ③ Wi-Fi 2.4G/ BT
- ④ Wi-Fi 5G

